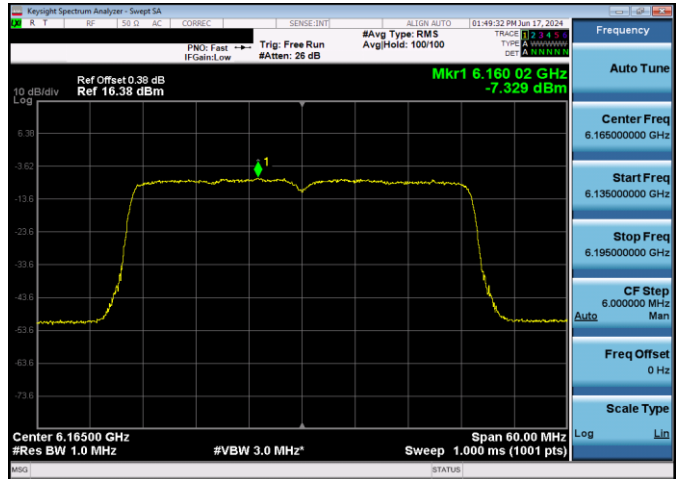
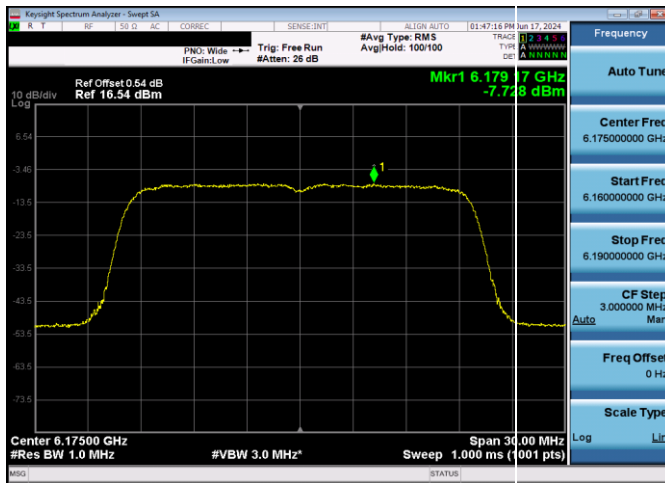


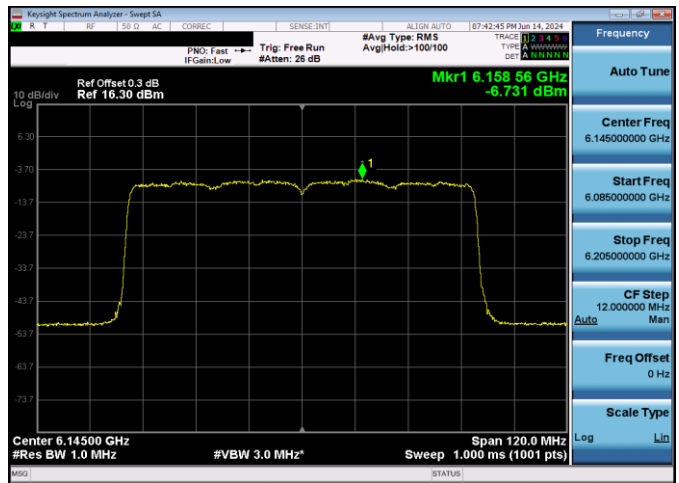
Plot 7-241. Power Spectral Density Plot SDM Antenna 5T LPI (20MHz 802.11ax (UNII Band 5) – Ch. 45, MCS11)



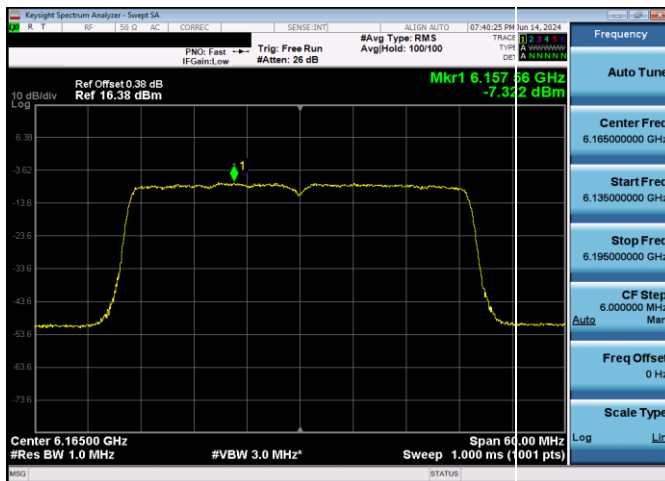
Plot 7-244. Power Spectral Density Plot SDM Antenna 3b LPI (40MHz 802.11ax (UNII Band 5) – Ch. 43, MCS11)



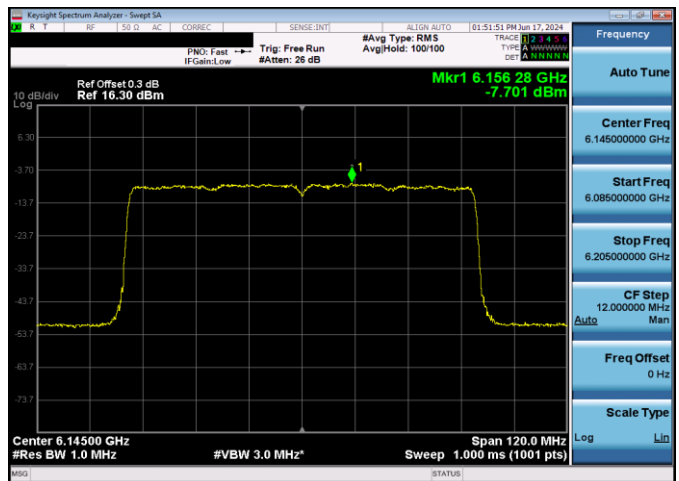
Plot 7-242. Power Spectral Density Plot SDM Antenna 3b LPI (20MHz 802.11ax (UNII Band 5) – Ch. 45, MCS11)



Plot 7-245. Power Spectral Density Plot SDM Antenna 5T LPI (80MHz 802.11ax (UNII Band 5) – Ch. 39, MCS11)

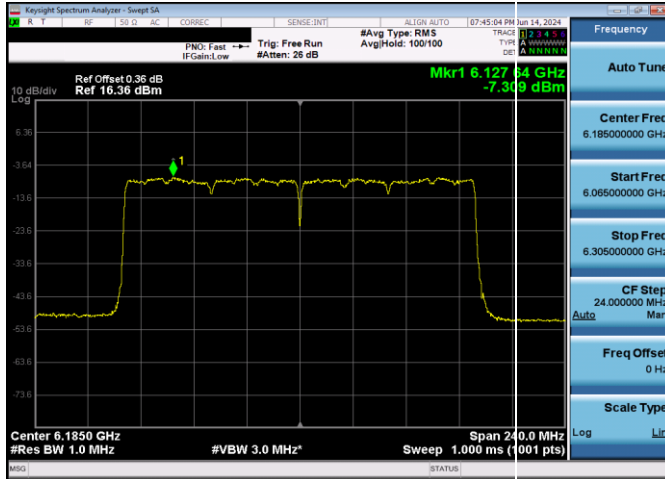


Plot 7-243. Power Spectral Density Plot SDM Antenna 5T LPI (40MHz 802.11ax (UNII Band 5) – Ch. 43, MCS11)

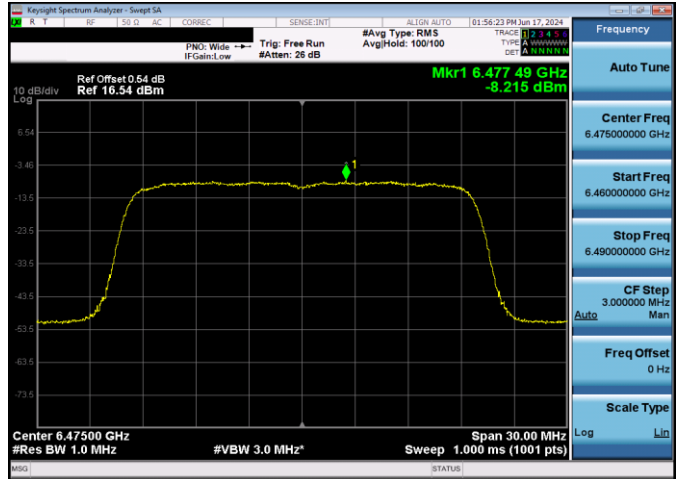


Plot 7-246. Power Spectral Density Plot SDM Antenna 3b LPI (80MHz 802.11ax (UNII Band 5) – Ch. 39, MCS11)

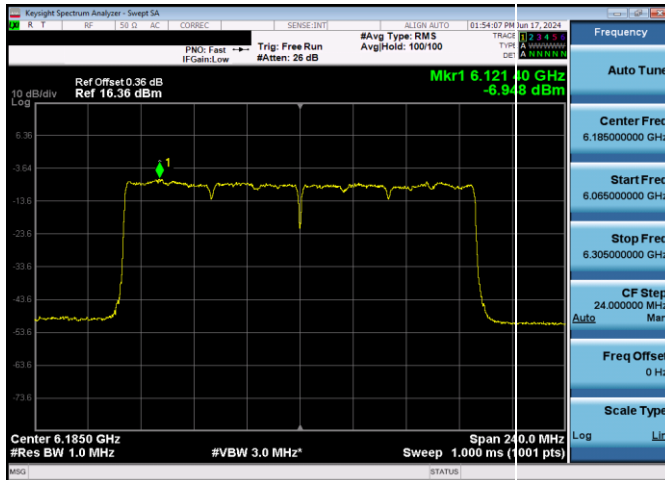
FCC ID: BCGA2995	element	MEASUREMENT REPORT (CERTIFICATION)	Approved by: Technical Manager
Test Report S/N: 1C2405200018-24-R2.BCG	Test Dates: 5/20/2024 - 10/1/2024	EUT Type: Tablet Device	Page 107 of 317



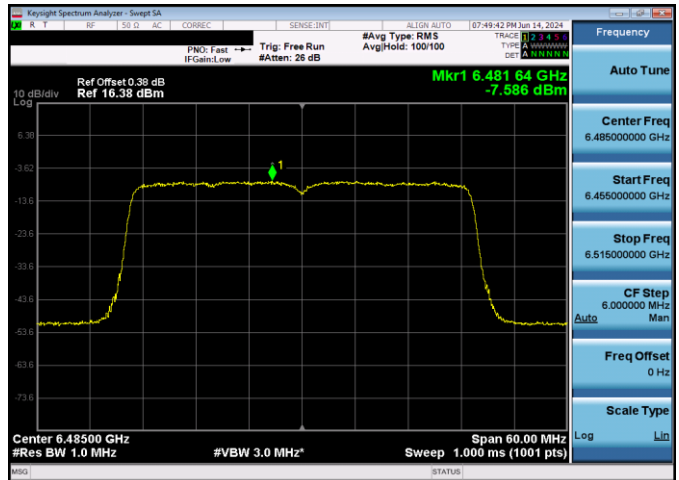
Plot 7-247. Power Spectral Density Plot SDM Antenna 5T LPI (160MHz 802.11ax (UNII Band 5) – Ch. 47, MCS11)



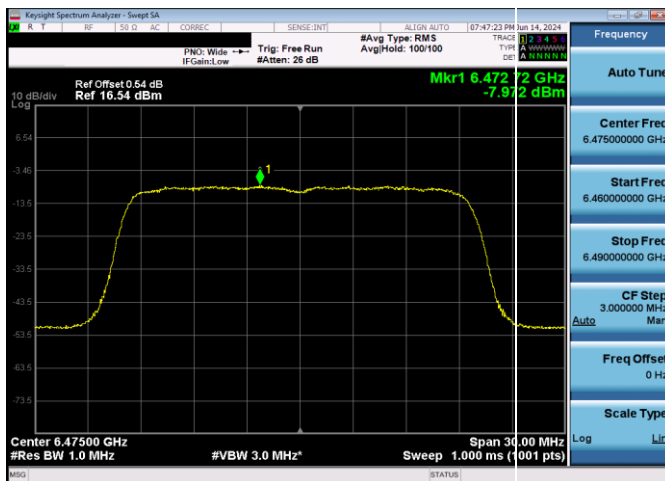
Plot 7-250. Power Spectral Density Plot SDM Antenna 3b LPI (20MHz 802.11ax (UNII Band 6) – Ch. 105, MCS11)



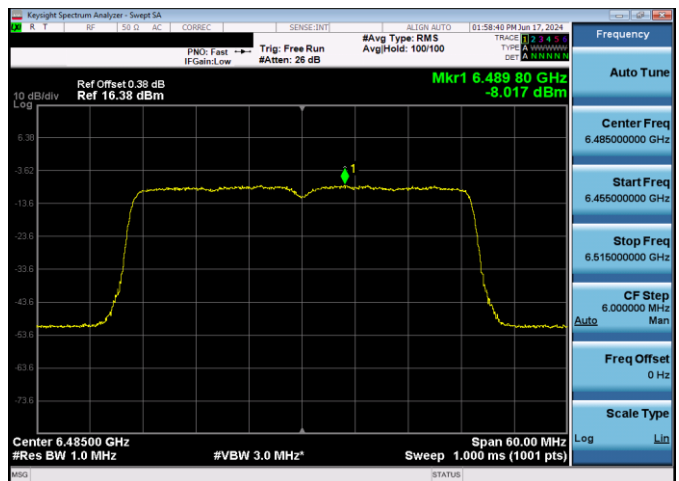
Plot 7-248. Power Spectral Density Plot SDM Antenna 3b LPI (160MHz 802.11ax (UNII Band 5) – Ch. 47, MCS11)



Plot 7-251. Power Spectral Density Plot SDM Antenna 5T LPI (40MHz 802.11ax (UNII Band 6) – Ch. 107, MCS11)

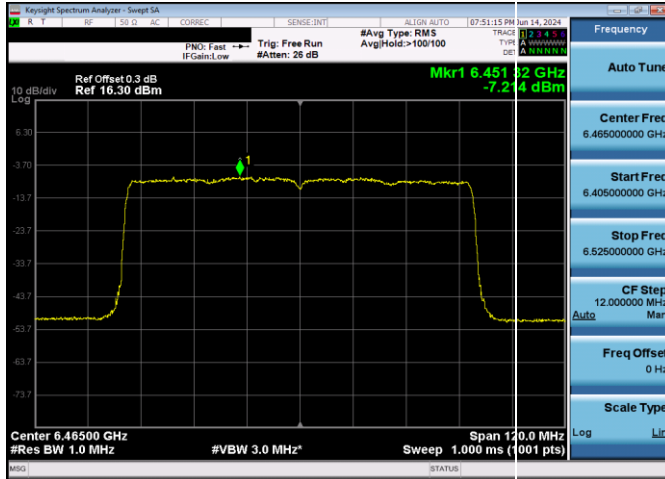


Plot 7-249. Power Spectral Density Plot SDM Antenna 5T LPI (20MHz 802.11ax (UNII Band 6) – Ch. 105, MCS11)

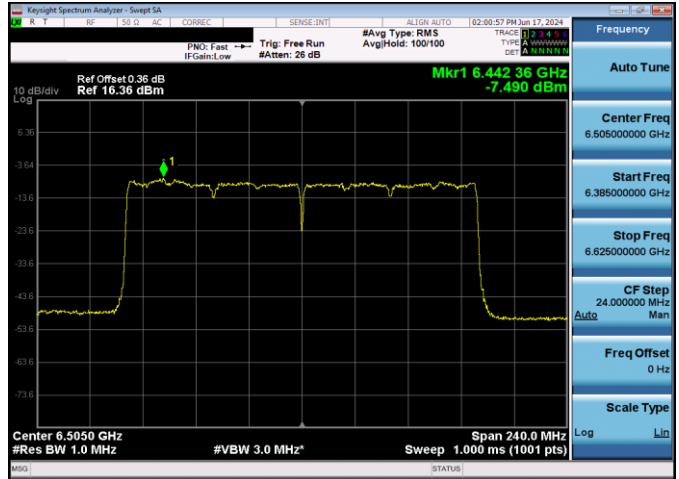


Plot 7-252. Power Spectral Density Plot SDM Antenna 3b LPI (40MHz 802.11ax (UNII Band 6) – Ch. 107, MCS11)

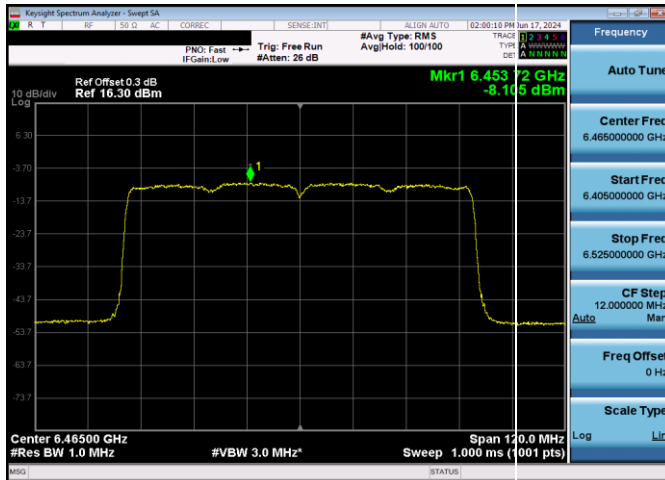
FCC ID: BCGA2995	element	MEASUREMENT REPORT (CERTIFICATION)	Approved by: Technical Manager
Test Report S/N: 1C2405200018-24-R2.BCG	Test Dates: 5/20/2024 - 10/1/2024	EUT Type: Tablet Device	Page 108 of 317



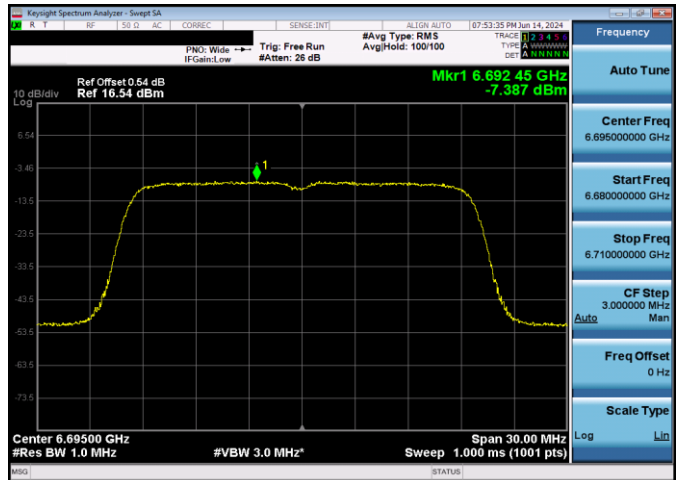
Plot 7-253. Power Spectral Density Plot SDM Antenna 5T LPI (80MHz 802.11ax (UNII Band 6) – Ch. 103, MCS11)



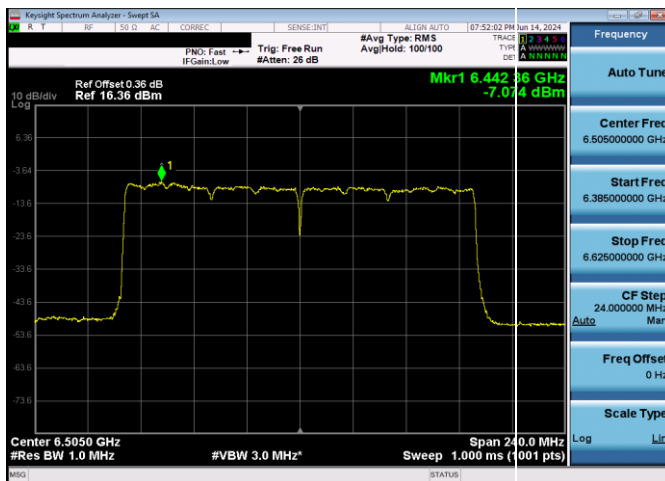
Plot 7-256. Power Spectral Density Plot SDM Antenna 3b LPI (160MHz 802.11ax (UNII Band 6) – Ch. 111, MCS11)



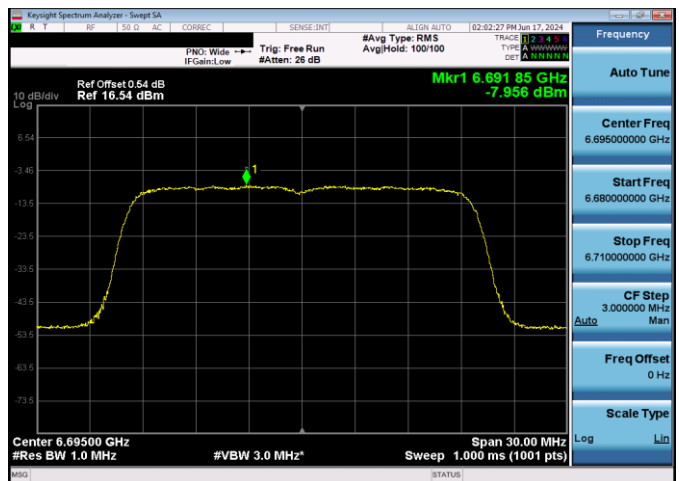
Plot 7-254. Power Spectral Density Plot SDM Antenna 3b LPI (80MHz 802.11ax (UNII Band 6) – Ch. 103, MCS11)



Plot 7-257. Power Spectral Density Plot SDM Antenna 5T LPI (20MHz 802.11ax (UNII Band 7) – Ch. 149, MCS11)

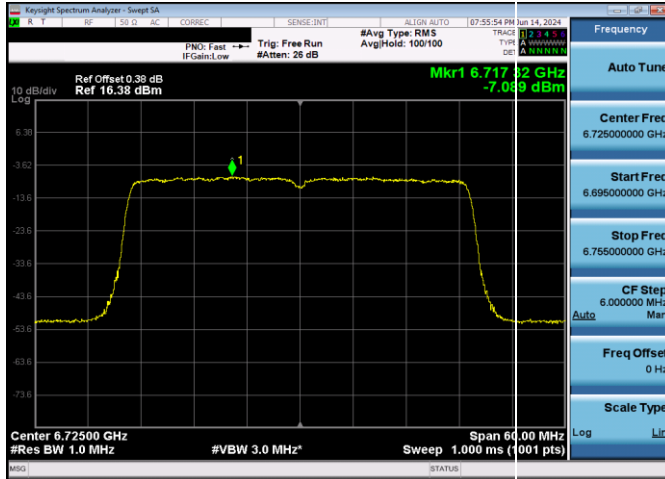


Plot 7-255. Power Spectral Density Plot SDM Antenna 5T LPI (160MHz 802.11ax (UNII Band 6) – Ch. 111, MCS11)

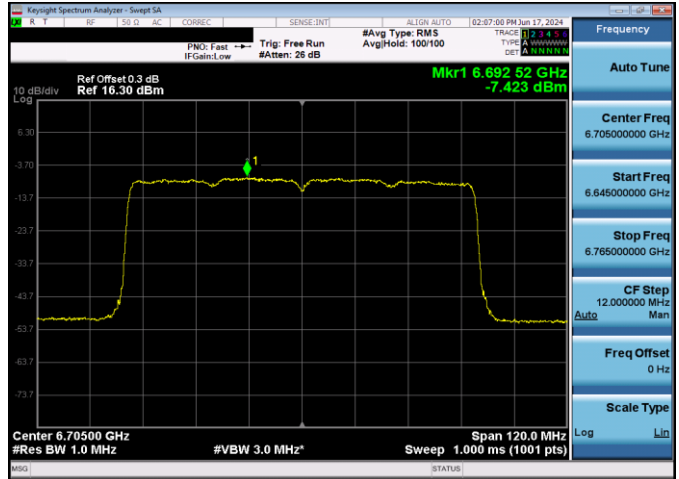


Plot 7-258. Power Spectral Density Plot SDM Antenna 3b LPI (20MHz 802.11ax (UNII Band 7) – Ch. 149, MCS11)

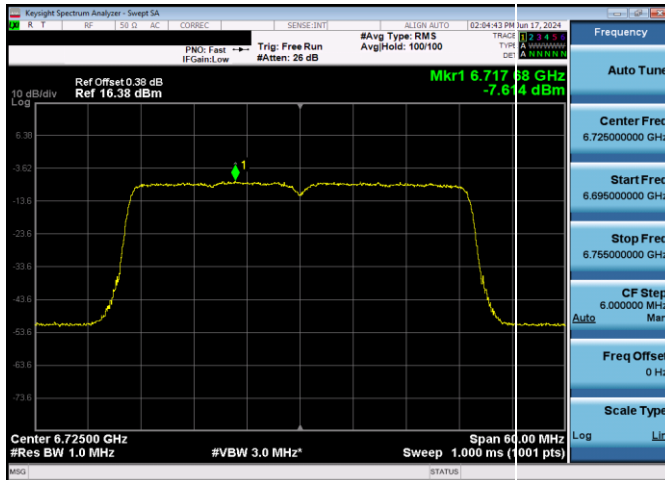
FCC ID: BCGA2995	element	MEASUREMENT REPORT (CERTIFICATION)	Approved by: Technical Manager
Test Report S/N: 1C2405200018-24-R2.BCG	Test Dates: 5/20/2024 - 10/1/2024	EUT Type: Tablet Device	Page 109 of 317



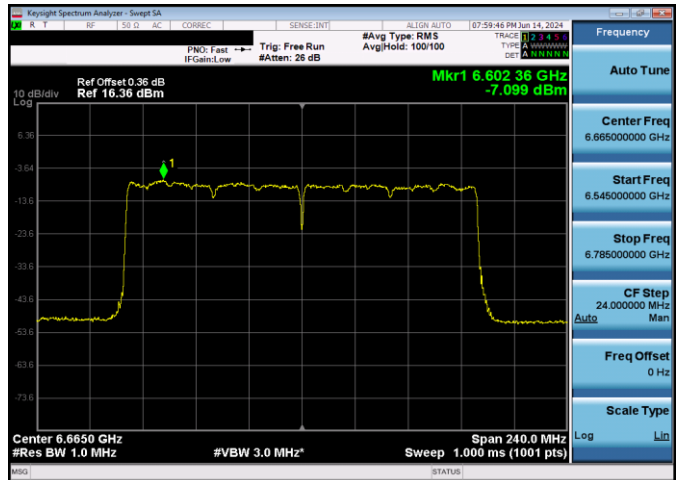
Plot 7-259. Power Spectral Density Plot SDM Antenna 5T LPI (40MHz 802.11ax (UNII Band 7) – Ch. 155, MCS11)



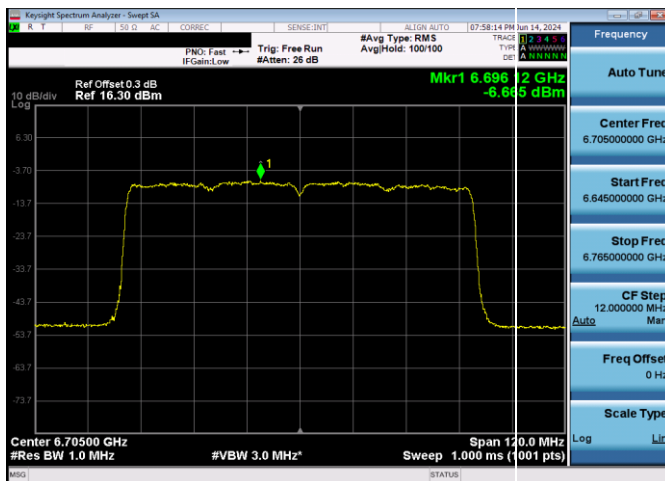
Plot 7-262. Power Spectral Density Plot SDM Antenna 3b LPI (80MHz 802.11ax (UNII Band 7) – Ch. 151, MCS11)



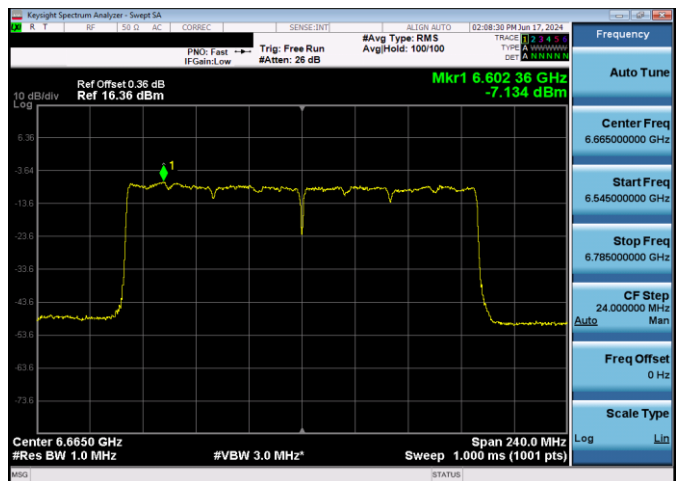
Plot 7-260. Power Spectral Density Plot SDM Antenna 3b LPI (40MHz 802.11ax (UNII Band 7) – Ch. 155, MCS11)



Plot 7-263. Power Spectral Density Plot SDM Antenna 5T LPI (160MHz 802.11ax (UNII Band 7) – Ch. 143, MCS11)

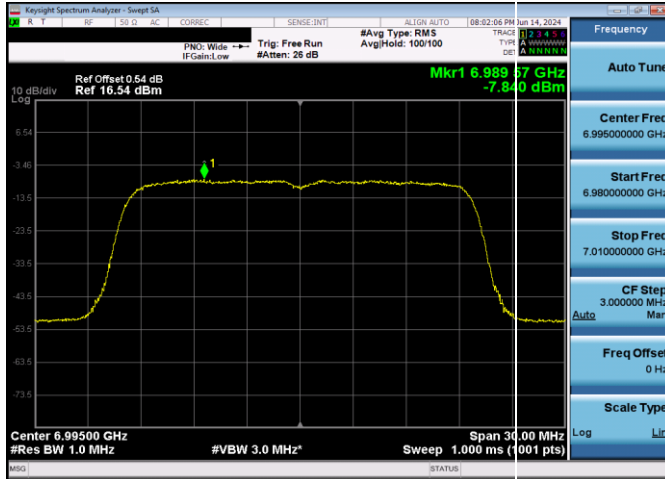


Plot 7-261. Power Spectral Density Plot SDM Antenna 5T LPI (80MHz 802.11ax (UNII Band 7) – Ch. 151, MCS11)

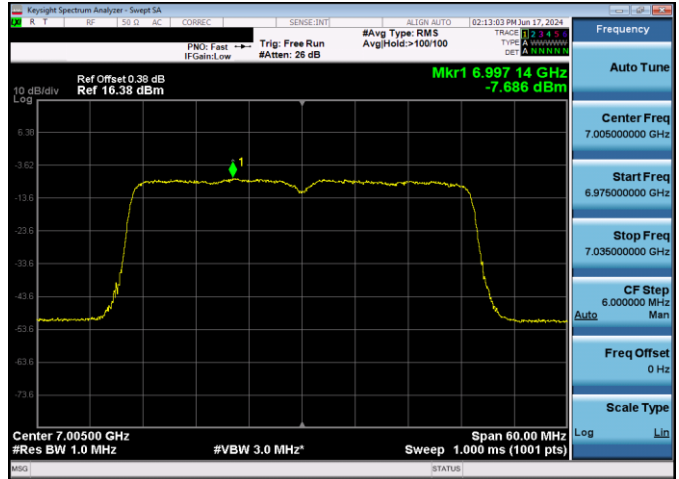


Plot 7-264. Power Spectral Density Plot SDM Antenna 3b LPI (160MHz 802.11ax (UNII Band 7) – Ch. 143, MCS11)

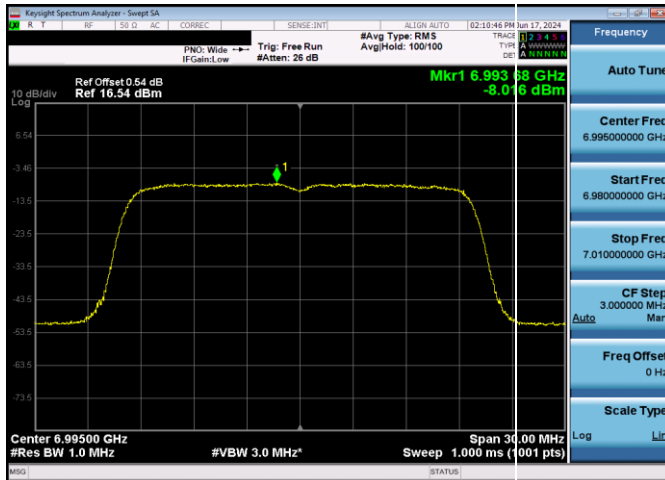
FCC ID: BCGA2995	element	MEASUREMENT REPORT (CERTIFICATION)	Approved by: Technical Manager
Test Report S/N: 1C2405200018-24-R2.BCG	Test Dates: 5/20/2024 - 10/1/2024	EUT Type: Tablet Device	Page 110 of 317



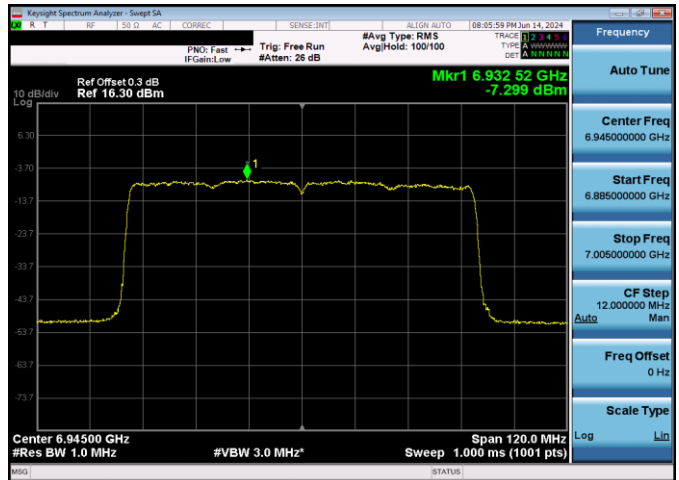
Plot 7-265. Power Spectral Density Plot SDM Antenna 5T LPI (20MHz 802.11ax (UNII Band 8) – Ch. 209, MCS11)



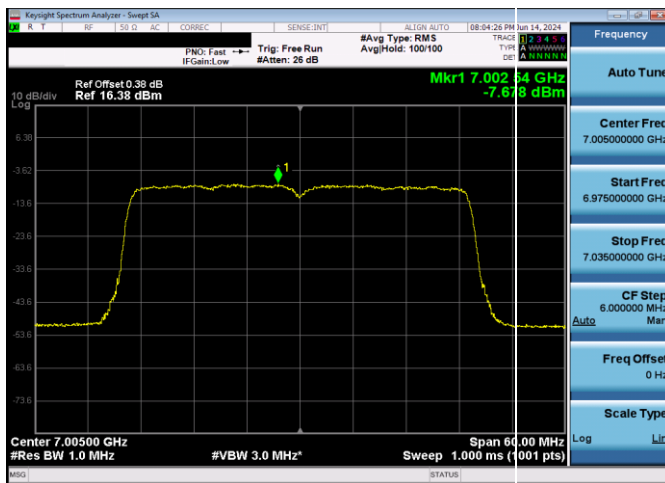
Plot 7-268. Power Spectral Density Plot SDM Antenna 3b LPI (40MHz 802.11ax (UNII Band 8) – Ch. 211, MCS11)



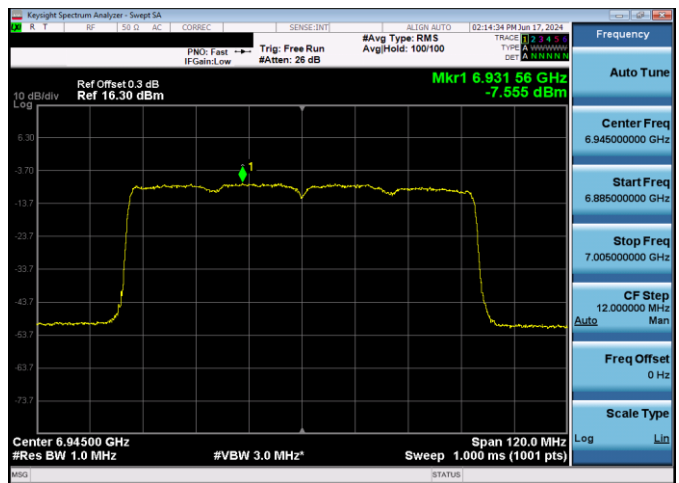
Plot 7-266. Power Spectral Density Plot SDM Antenna 3b LPI (20MHz 802.11ax (UNII Band 8) – Ch. 209, MCS11)



Plot 7-269. Power Spectral Density Plot SDM Antenna 5T LPI (80MHz 802.11ax (UNII Band 8) – Ch. 199, MCS11)

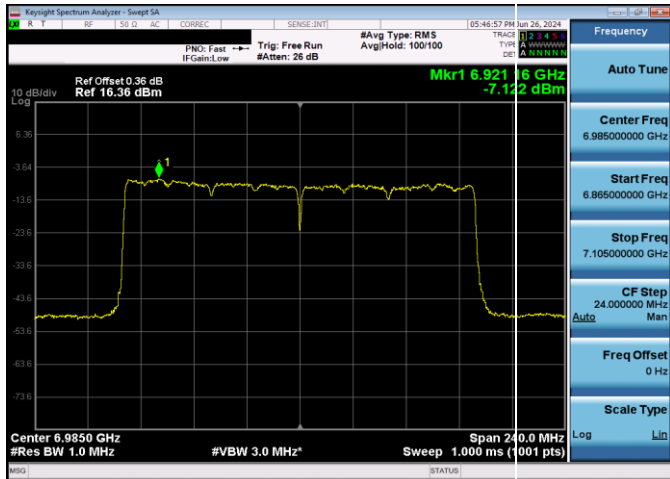


Plot 7-267. Power Spectral Density Plot SDM Antenna 5T LPI (40MHz 802.11ax (UNII Band 8) – Ch. 211, MCS11)

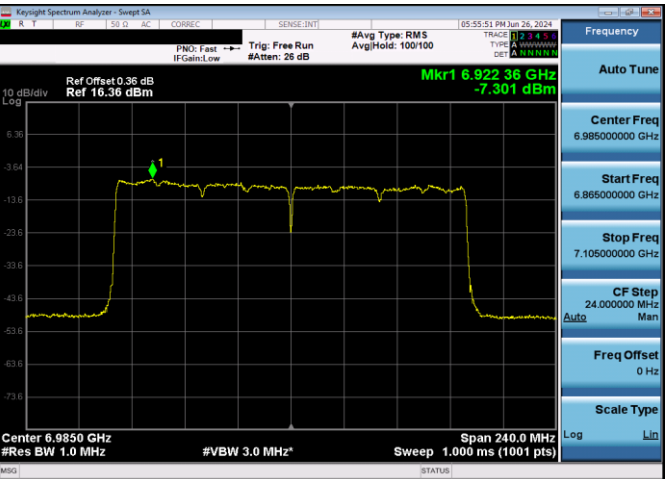


Plot 7-270. Power Spectral Density Plot SDM Antenna 3b LPI (80MHz 802.11ax (UNII Band 8) – Ch. 199, MCS11)


FCC ID: BCGA2995	element	MEASUREMENT REPORT (CERTIFICATION)	Approved by: Technical Manager
Test Report S/N: 1C2405200018-24-R2.BCG	Test Dates: 5/20/2024 - 10/1/2024	EUT Type: Tablet Device	Page 111 of 317

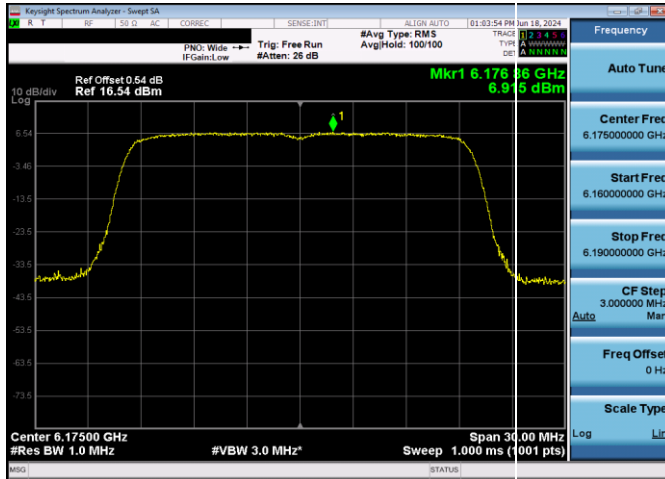


Plot 7-271. Power Spectral Density Plot SDM Antenna 5T LPI (160MHz 802.11ax (UNII Band 8) – Ch. 207, MCS11)

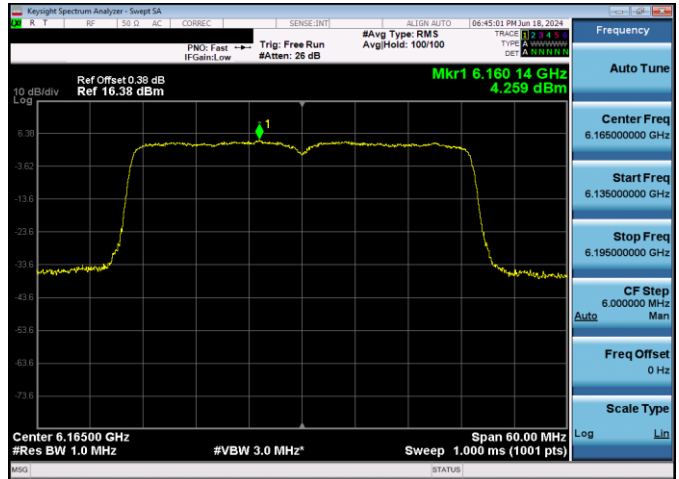


Plot 7-272. Power Spectral Density Plot SDM Antenna 3b LPI (160MHz 802.11ax (UNII Band 8) – Ch. 207, MCS11)

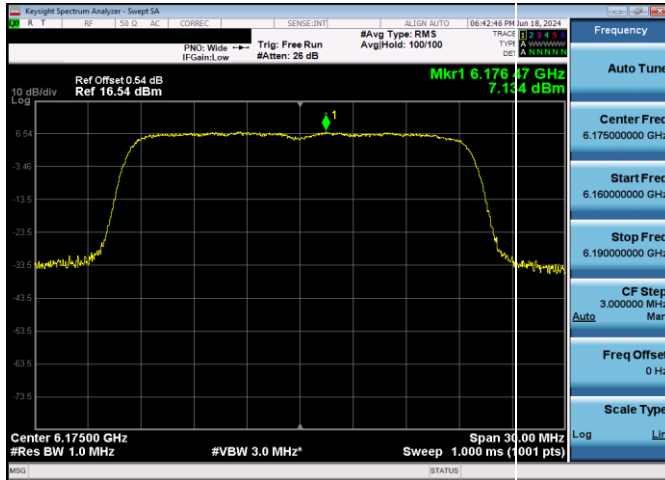
FCC ID: BCGA2995	 MEASUREMENT REPORT (CERTIFICATION)		Approved by: Technical Manager
Test Report S/N: 1C2405200018-24-R2.BCG	Test Dates: 5/20/2024 - 10/1/2024	EUT Type: Tablet Device	Page 112 of 317



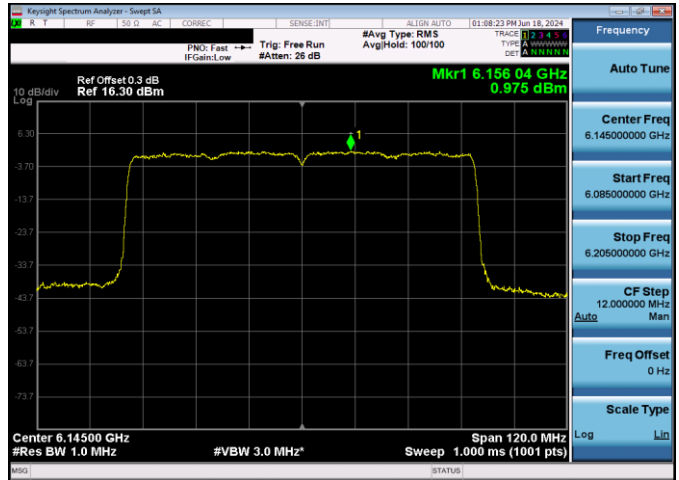
Plot 7-273. Power Spectral Density Plot SDM Antenna 5T SP (20MHz 802.11ax (UNII Band 5) – Ch. 45, MCS11)



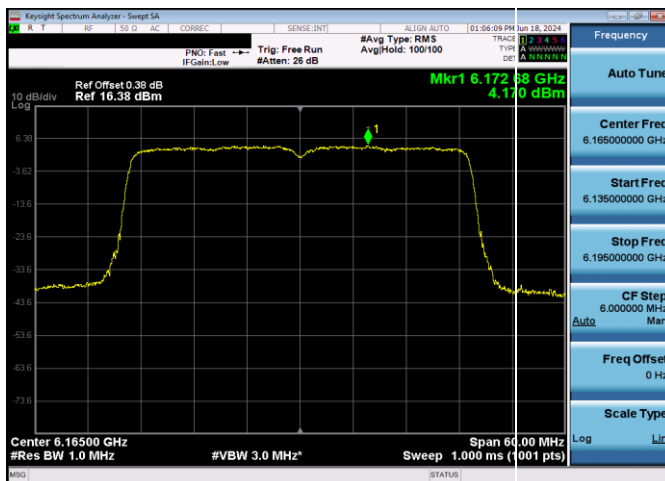
Plot 7-276. Power Spectral Density Plot CDD Antenna 3b SP (40MHz 802.11ax (UNII Band 5) – Ch. 43, MCS11)



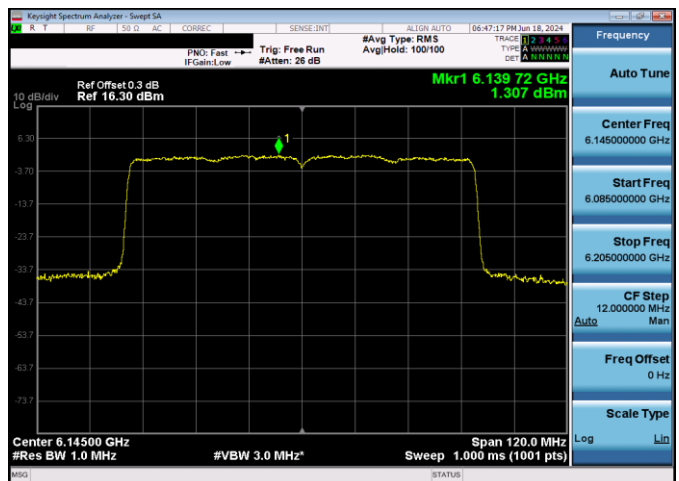
Plot 7-274. Power Spectral Density Plot SDM Antenna 3b SP (20MHz 802.11ax (UNII Band 5) – Ch. 45, MCS11)



Plot 7-277. Power Spectral Density Plot CDD Antenna 5T SP (80MHz 802.11ax (UNII Band 5) – Ch. 39, MCS11)

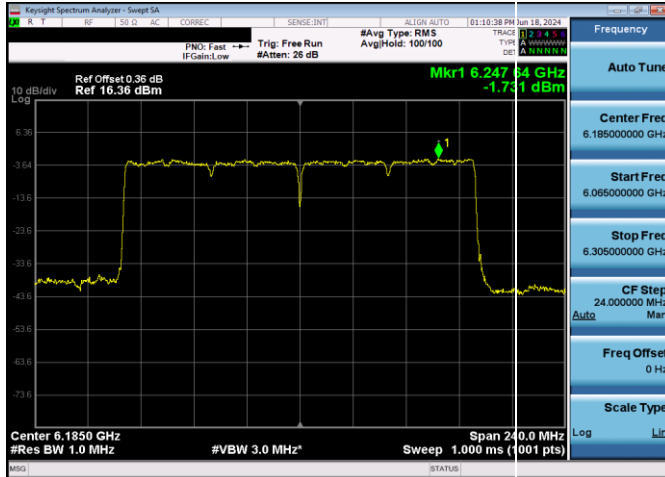


Plot 7-275. Power Spectral Density Plot CDD Antenna 5T SP (40MHz 802.11ax (UNII Band 5) – Ch. 43, MCS11)

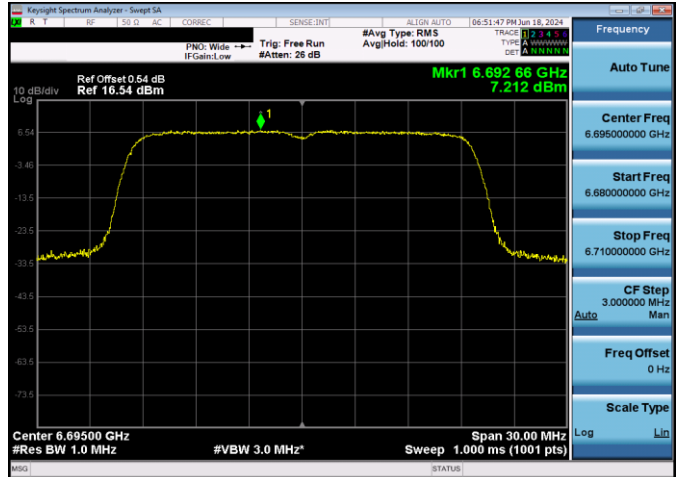


Plot 7-278. Power Spectral Density Plot CDD Antenna 3b SP (80MHz 802.11ax (UNII Band 5) – Ch. 39, MCS11)

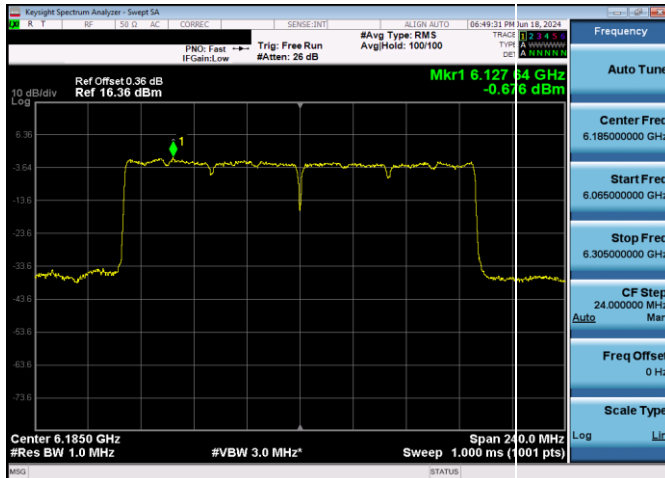
FCC ID: BCGA2995	element	MEASUREMENT REPORT (CERTIFICATION)	Approved by: Technical Manager
Test Report S/N: 1C2405200018-24-R2.BCG	Test Dates: 5/20/2024 - 10/1/2024	EUT Type: Tablet Device	Page 113 of 317



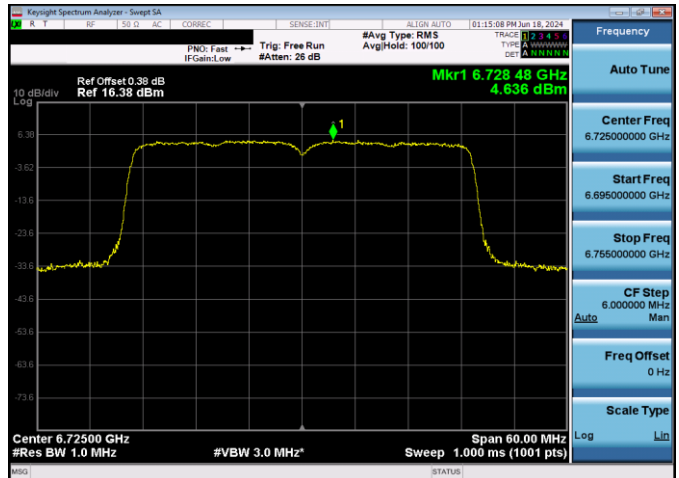
Plot 7-279. Power Spectral Density Plot CDD Antenna 5T SP (160MHz 802.11ax (UNII Band 5) – Ch. 47, MCS11)



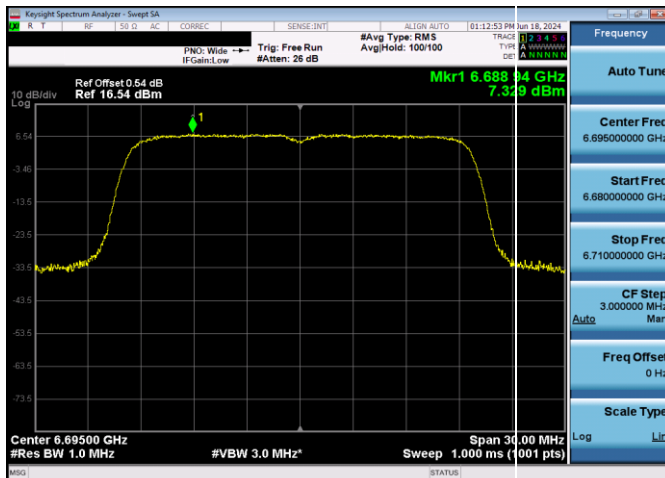
Plot 7-282. Power Spectral Density Plot SDM Antenna 3b SP (20MHz 802.11ax (UNII Band 7) – Ch. 149, MCS11)



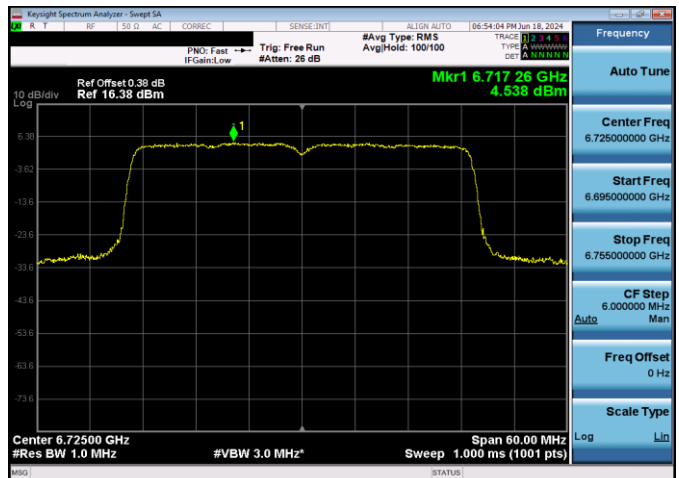
Plot 7-280. Power Spectral Density Plot CDD Antenna 3b SP (160MHz 802.11ax (UNII Band 5) – Ch. 47, MCS11)



Plot 7-283. Power Spectral Density Plot CDD Antenna 5T SP (40MHz 802.11ax (UNII Band 7) – Ch. 155, MCS11)

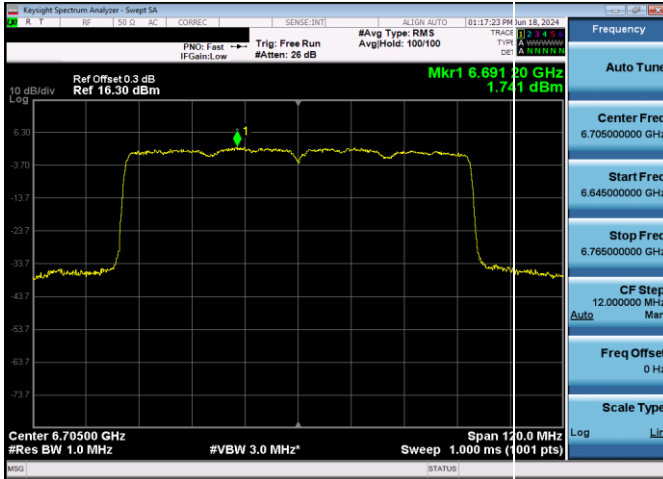


Plot 7-281. Power Spectral Density Plot SDM Antenna 5T SP (20MHz 802.11ax (UNII Band 7) – Ch. 149, MCS11)

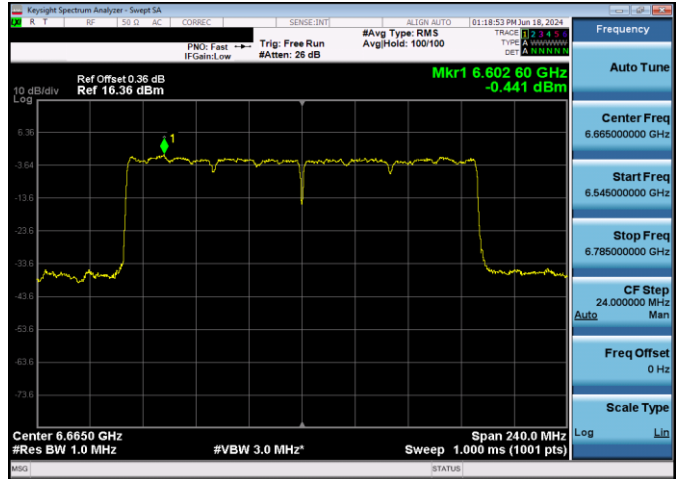


Plot 7-284. Power Spectral Density Plot CDD Antenna 3b SP (40MHz 802.11ax (UNII Band 7) – Ch. 155, MCS11)

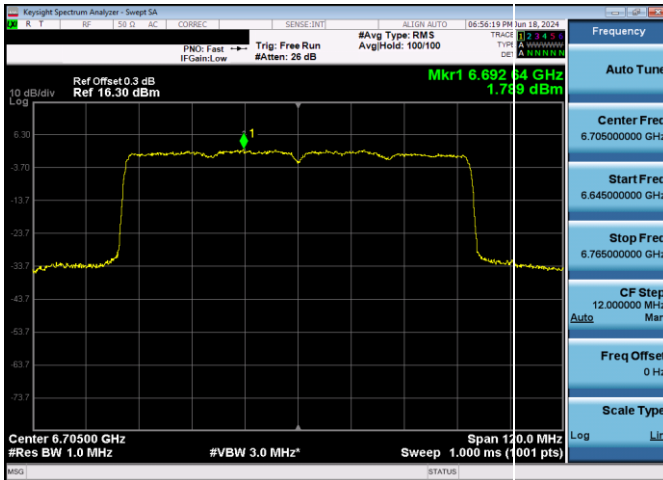
FCC ID: BCGA2995	element	MEASUREMENT REPORT (CERTIFICATION)	Approved by: Technical Manager
Test Report S/N: 1C2405200018-24-R2.BCG	Test Dates: 5/20/2024 - 10/1/2024	EUT Type: Tablet Device	Page 114 of 317



Plot 7-285. Power Spectral Density Plot CDD Antenna 5T SP (80MHz 802.11ax (UNII Band 7) – Ch. 151, MCS11)



Plot 7-287. Power Spectral Density Plot CDD Antenna 5T SP (160MHz 802.11ax (UNII Band 7) – Ch. 143, MCS11)

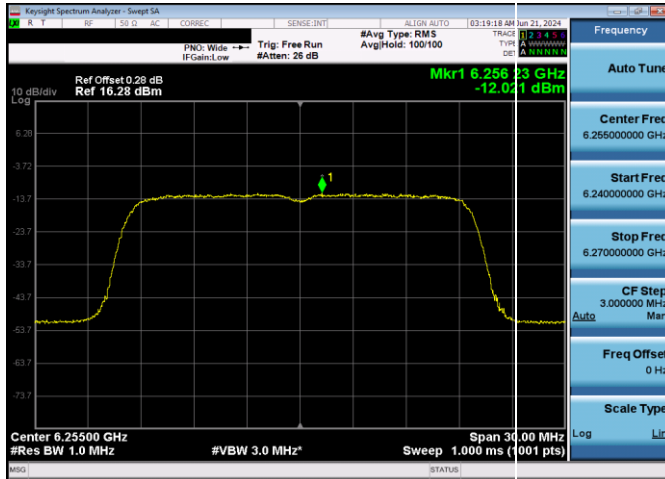


Plot 7-286. Power Spectral Density Plot CDD Antenna 3b SP (80MHz 802.11ax (UNII Band 7) – Ch. 151, MCS11)

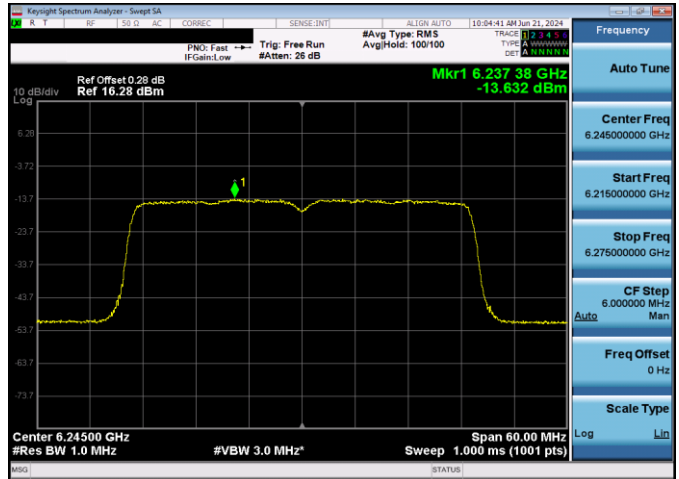


Plot 7-288. Power Spectral Density Plot CDD Antenna 3b SP (160MHz 802.11ax (UNII Band 7) – Ch. 143, MCS11)

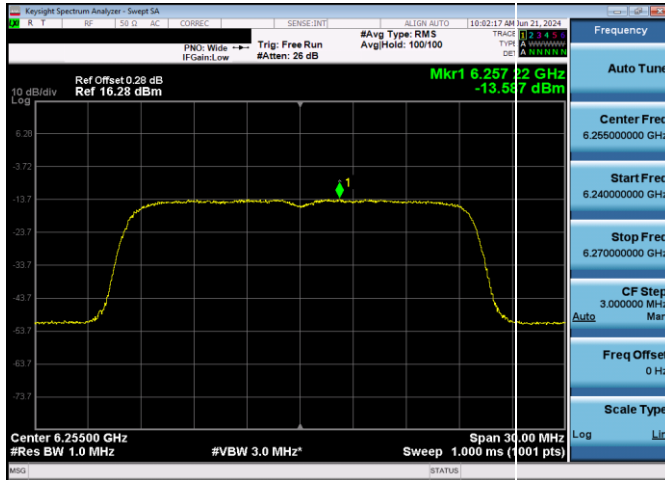
FCC ID: BCGA2995	element	MEASUREMENT REPORT (CERTIFICATION)	Approved by: Technical Manager
Test Report S/N: 1C2405200018-24-R2.BCG	Test Dates: 5/20/2024 - 10/1/2024	EUT Type: Tablet Device	Page 115 of 317



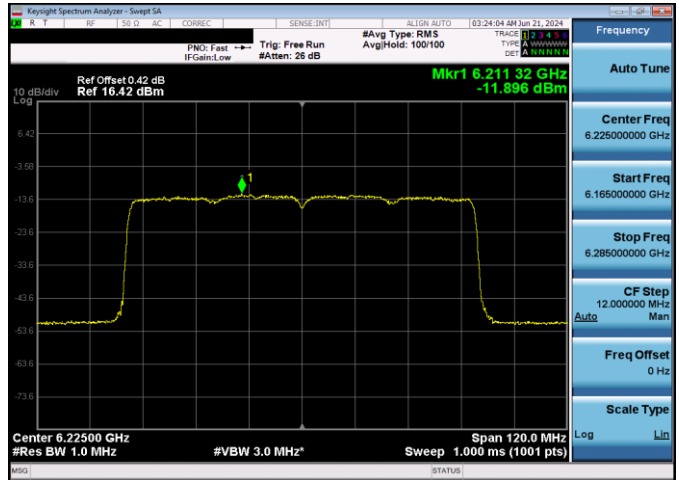
Plot 7-289. Power Spectral Density Plot SDM Antenna 5T VLP (20MHz 802.11ax (UNII Band 5) – Ch. 61, MCS11)



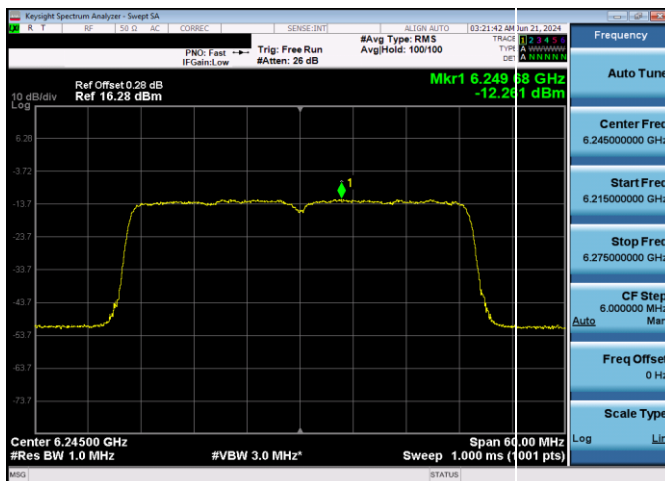
Plot 7-292. Power Spectral Density Plot CDD Antenna 3b VLP (40MHz 802.11ax (UNII Band 5) – Ch. 59, MCS11)



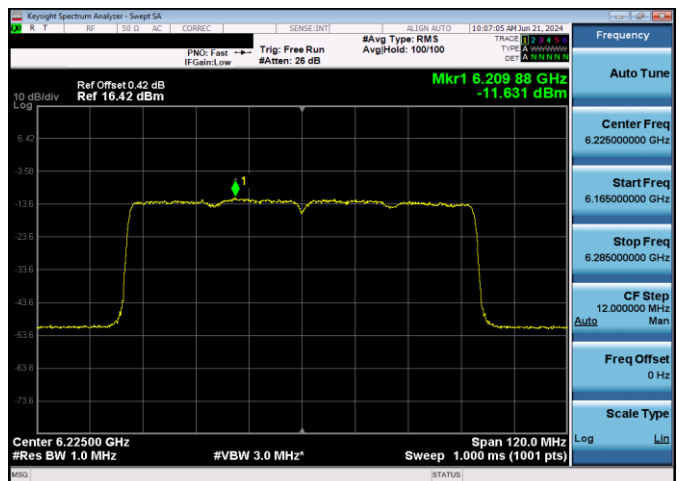
Plot 7-290. Power Spectral Density Plot SDM Antenna 3b VLP (20MHz 802.11ax (UNII Band 5) – Ch. 61, MCS11)



Plot 7-293. Power Spectral Density Plot CDD Antenna 5T VLP (80MHz 802.11ax (UNII Band 5) – Ch. 55, MCS11)

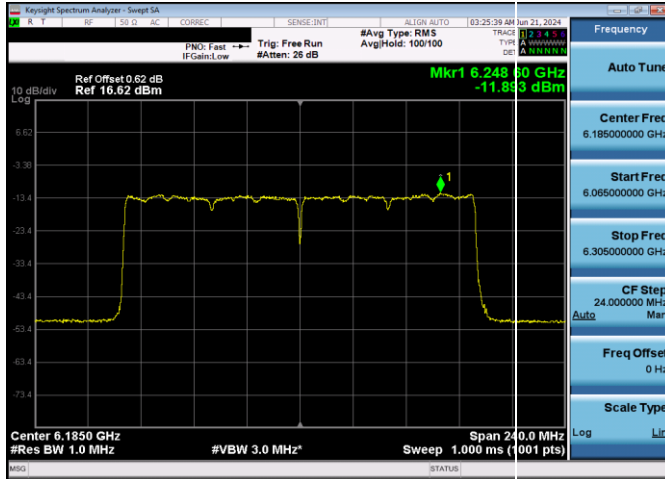


Plot 7-291. Power Spectral Density Plot CDD Antenna 5T VLP (40MHz 802.11ax (UNII Band 5) – Ch. 59, MCS11)

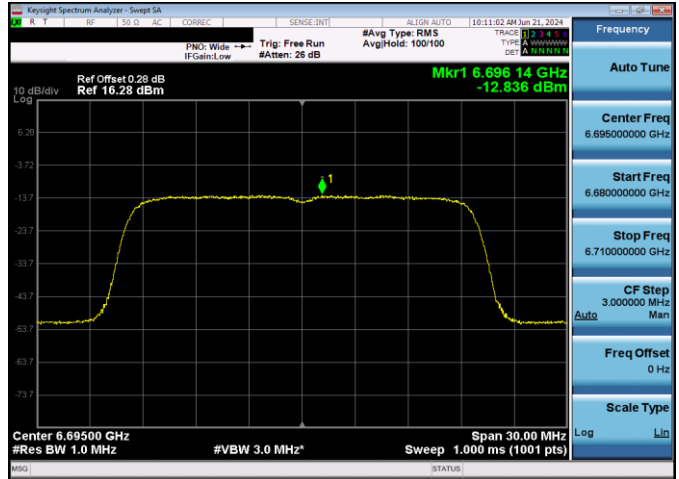


Plot 7-294. Power Spectral Density Plot CDD Antenna 3b VLP (80MHz 802.11ax (UNII Band 5) – Ch. 55, MCS11)

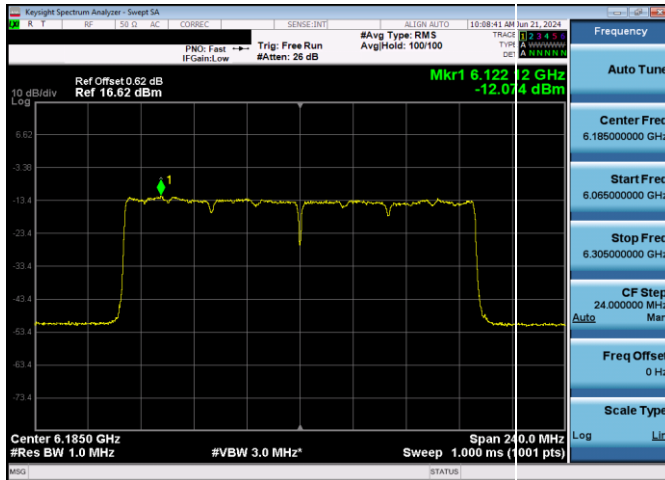
FCC ID: BCGA2995	element	MEASUREMENT REPORT (CERTIFICATION)	Approved by: Technical Manager
Test Report S/N: 1C2405200018-24-R2.BCG	Test Dates: 5/20/2024 - 10/1/2024	EUT Type: Tablet Device	Page 116 of 317



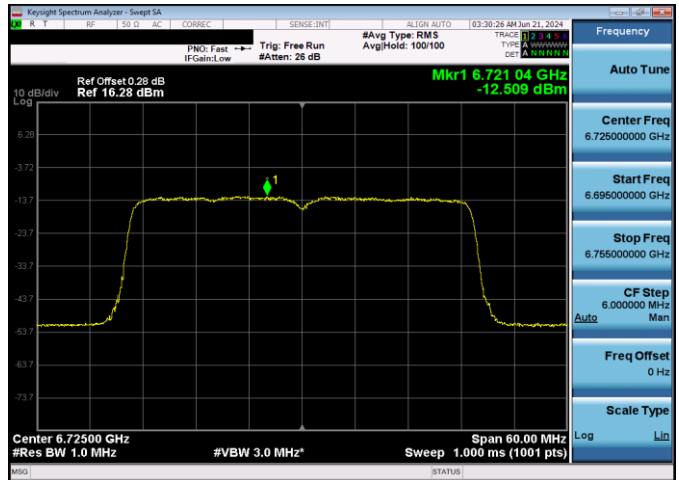
Plot 7-295. Power Spectral Density Plot CDD Antenna 5T VLP (160MHz 802.11ax (UNII Band 5) – Ch. 47, MCS11)



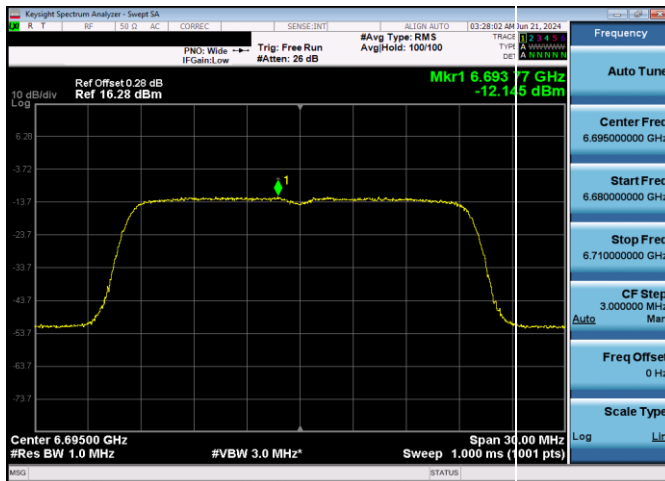
Plot 7-298. Power Spectral Density Plot SDM Antenna 3b VLP (20MHz 802.11ax (UNII Band 7) – Ch. 149, MCS11)



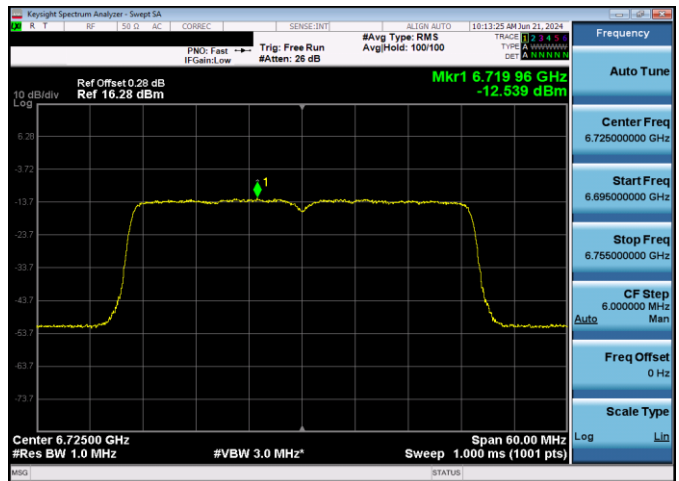
Plot 7-296. Power Spectral Density Plot CDD Antenna 3b VLP (160MHz 802.11ax (UNII Band 5) – Ch. 47, MCS11)



Plot 7-299. Power Spectral Density Plot CDD Antenna 5T VLP (40MHz 802.11ax (UNII Band 7) – Ch. 155, MCS11)

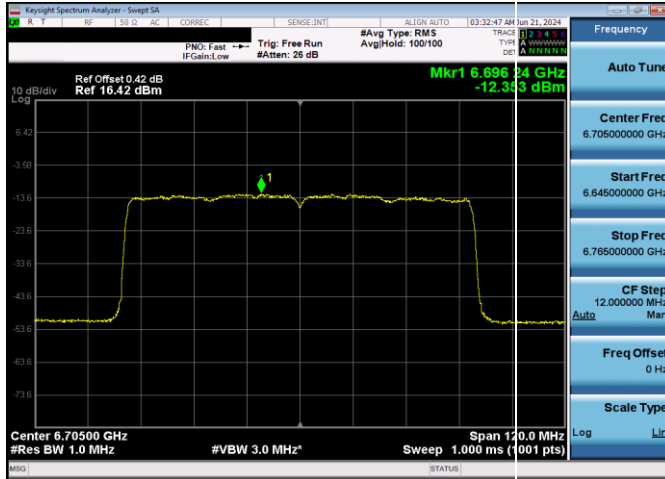


Plot 7-297. Power Spectral Density Plot SDM Antenna 5T VLP (20MHz 802.11ax (UNII Band 7) – Ch. 149, MCS11)

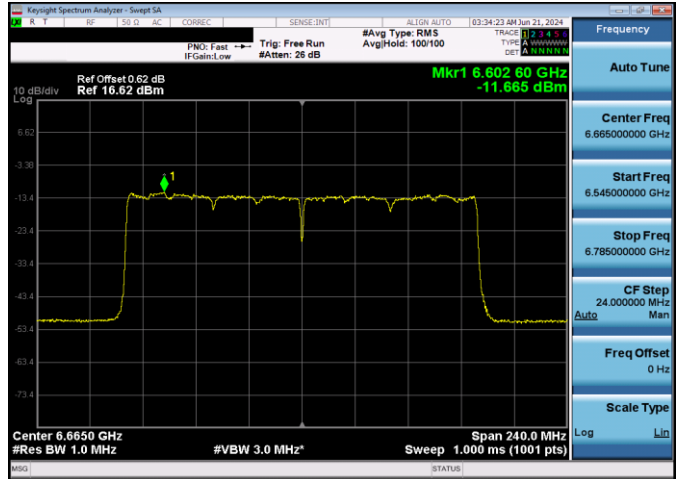


Plot 7-300. Power Spectral Density Plot CDD Antenna 3b VLP (40MHz 802.11ax (UNII Band 7) – Ch. 155, MCS11)

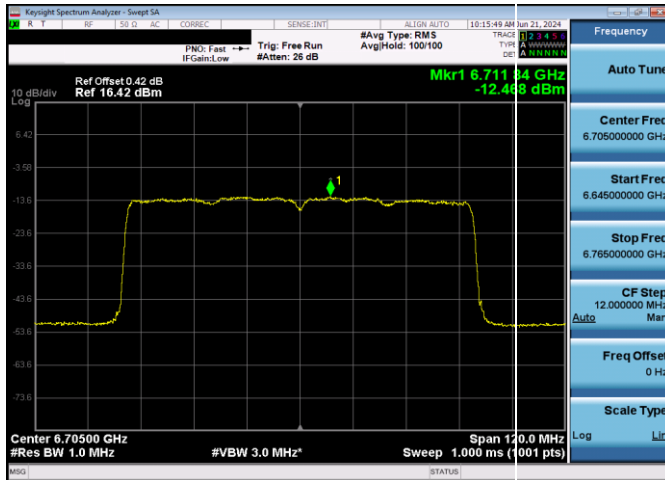
FCC ID: BCGA2995	element	MEASUREMENT REPORT (CERTIFICATION)	Approved by: Technical Manager
Test Report S/N: 1C2405200018-24-R2.BCG	Test Dates: 5/20/2024 - 10/1/2024	EUT Type: Tablet Device	Page 117 of 317



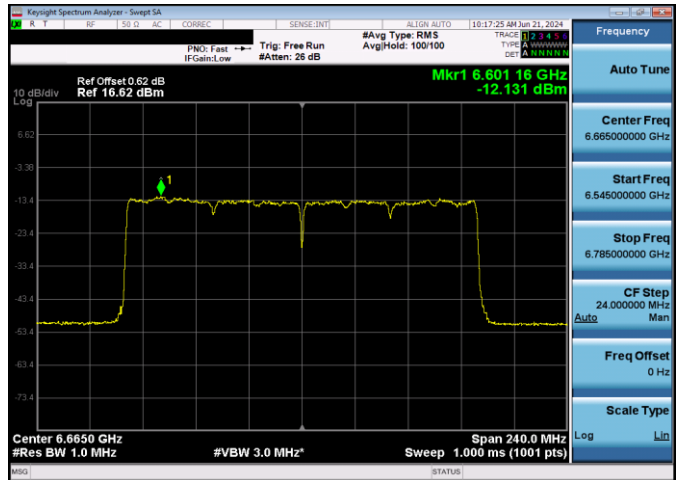
Plot 7-301. Power Spectral Density Plot CDD Antenna 5T VLP (80MHz 802.11ax (UNII Band 7) – Ch. 151, MCS11)



Plot 7-303. Power Spectral Density Plot CDD Antenna 5T VLP (160MHz 802.11ax (UNII Band 7) – Ch. 143, MCS11)



Plot 7-302. Power Spectral Density Plot CDD Antenna 3b VLP (80MHz 802.11ax (UNII Band 7) – Ch. 151, MCS11)



Plot 7-304. Power Spectral Density Plot CDD Antenna 3b VLP (160MHz 802.11ax (UNII Band 7) – Ch. 143, MCS11)

FCC ID: BCGA2995	element	MEASUREMENT REPORT (CERTIFICATION)	Approved by: Technical Manager
Test Report S/N: 1C2405200018-24-R2.BCG	Test Dates: 5/20/2024 - 10/1/2024	EUT Type: Tablet Device	Page 118 of 317