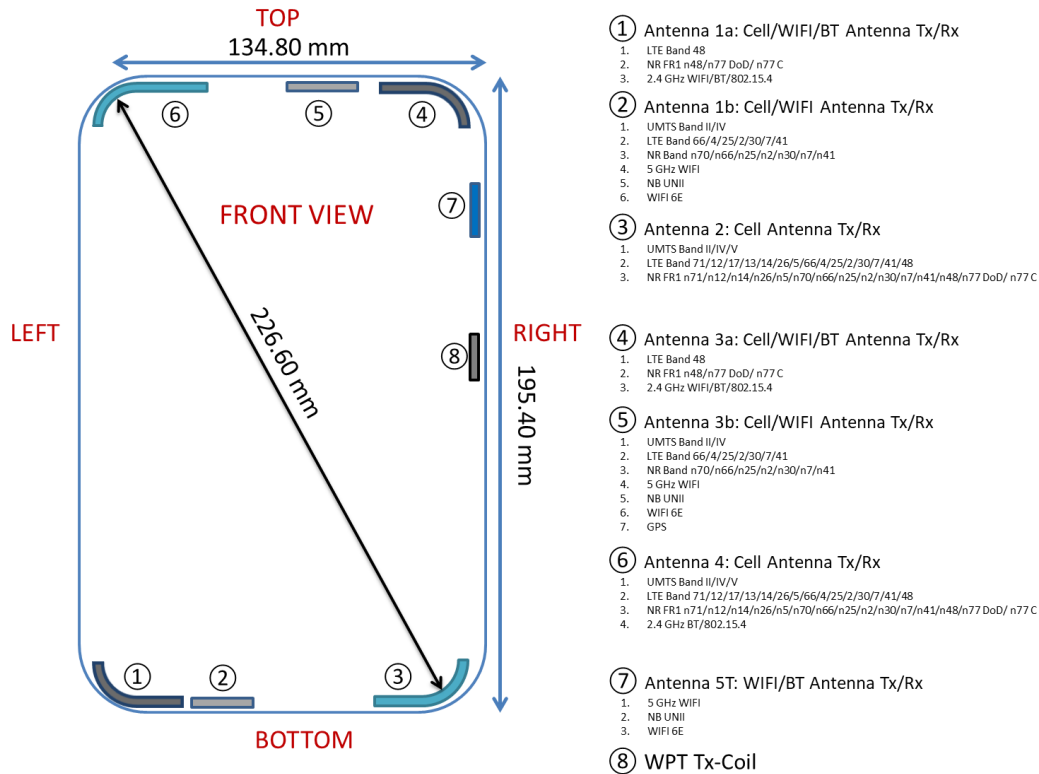


**APPENDIX I: DUT ANTENNA DIAGRAM & SAR TEST SETUP
PHOTOGRAPHS**

FCC ID BCGA2995	SAR EVALUATION REPORT	Approved by: Technical Manager
DUT Type: Tablet Device		APPENDIX I Page 1 of 12



Note: Exact antenna dimensions and separation distances are shown in the Technical Descriptions in the FCC Filing.

Figure I-1
DUT Antenna Locations

Note: Distances below are distance from device surface to sensor-center. Therefore, distances include 1.5 mm for Probe Tip to Sensor Calibration Points.

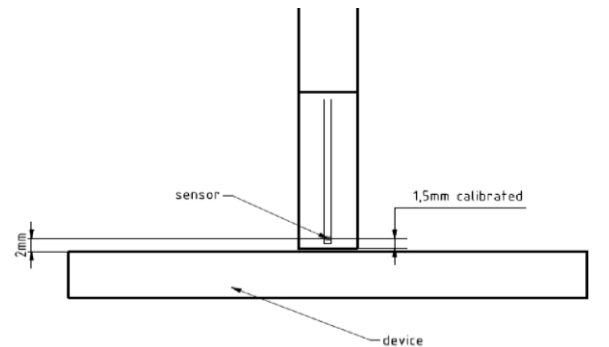


Figure I-2
EUMmWVx Probe

FCC ID BCGA2995	SAR EVALUATION REPORT	Approved by: Technical Manager
DUT Type: Tablet Device		APPENDIX I Page 2 of 12




SAR Test Setup Photo 1: Body, Back Side at 0.0 mm – Ant 5T



SAR Test Setup Photo 2: Body, Back Side at 0.0 mm – Ant 3a/3b/4

FCC ID BCGA2995	SAR EVALUATION REPORT	Approved by: Technical Manager
DUT Type: Tablet Device		APPENDIX I Page 3 of 12




SAR Test Setup Photo 3: Body, Back Side at 0.0 mm – Ant 1a/1b/2



SAR Test Setup Photo 4: Body, Top Edge at 0.0 mm – Ant 3a/3b/4/5T

FCC ID BCGA2995	SAR EVALUATION REPORT	Approved by: Technical Manager
DUT Type: Tablet Device		APPENDIX I Page 4 of 12



SAR Test Setup Photo 5: Body, Bottom Edge at 0.0 mm – Ant 1a/1b/2




SAR Test Setup Photo 6: Body, Right Edge at 0.0 mm – Ant 1a/1b/2/3a/3b/5T

FCC ID BCGA2995	SAR EVALUATION REPORT	Approved by: Technical Manager
DUT Type: Tablet Device		APPENDIX I Page 5 of 12



SAR Test Setup Photo 7: Body, Left Edge at 0.0 mm – Ant 1a/1b/2/3a/3b/5T



Wireless Power Transfer (wPT) Test Setup Photo 8: Body, Back Edge at 0.0mm

FCC ID BCGA2995	SAR EVALUATION REPORT	Approved by: Technical Manager
DUT Type: Tablet Device		APPENDIX I Page 6 of 12



Wireless Power Transfer (wPT) Test Setup Photo 9: Body, Top Edge at 0.0mm



Wireless Power Transfer (wPT) Test Setup Photo 10: Body, Bottom Edge at 0.0mm

FCC ID BCGA2995	SAR EVALUATION REPORT	Approved by: Technical Manager
DUT Type: Tablet Device		APPENDIX I Page 7 of 12




Wireless Power Transfer (wPT) Test Setup Photo 11: Body, Right Edge at 0.0mm




Wireless Power Transfer (wPT) Test Setup Photo 12: Body, Left Edge at 0.0mm

FCC ID BCGA2995	SAR EVALUATION REPORT	Approved by: Technical Manager
DUT Type: Tablet Device		APPENDIX I Page 8 of 12




Near Field Power Density Test Setup 13: Body, Back Side at 2mm – Ant 1b/3b/5T




Near Field Power Density Test Setup 14: Body, Back Side at 9.22mm – Ant 1b

FCC ID BCGA2995	SAR EVALUATION REPORT	Approved by: Technical Manager
DUT Type: Tablet Device		APPENDIX I Page 9 of 12




Near Field Power Density Test Setup 15: Body, Top Edge at 2mm – Ant 1b/3b/5T



Near Field Power Density Test Setup 16: Body, Top Edge at 9.45mm – Ant 3b

FCC ID BCGA2995	SAR EVALUATION REPORT	Approved by: Technical Manager
DUT Type: Tablet Device		APPENDIX I Page 10 of 12



Near Field Power Density Test Setup 17: Body, Bottom Edge at 2mm – Ant 1b/3b/5T




Near Field Power Density Test Setup 18: Body, Right Edge at 2mm – Ant 1b/3b/5T

FCC ID BCGA2995	SAR EVALUATION REPORT	Approved by: Technical Manager
DUT Type: Tablet Device		APPENDIX I Page 11 of 12



Near Field Power Density Test Setup 19: Body, Right Edge at 9.45mm – Ant 5T



Near Field Power Density Test Setup 20: Body, Left Edge at 2mm – Ant 1b/3b/5T

FCC ID BCGA2995	SAR EVALUATION REPORT	Approved by: Technical Manager
DUT Type: Tablet Device		APPENDIX I Page 12 of 12