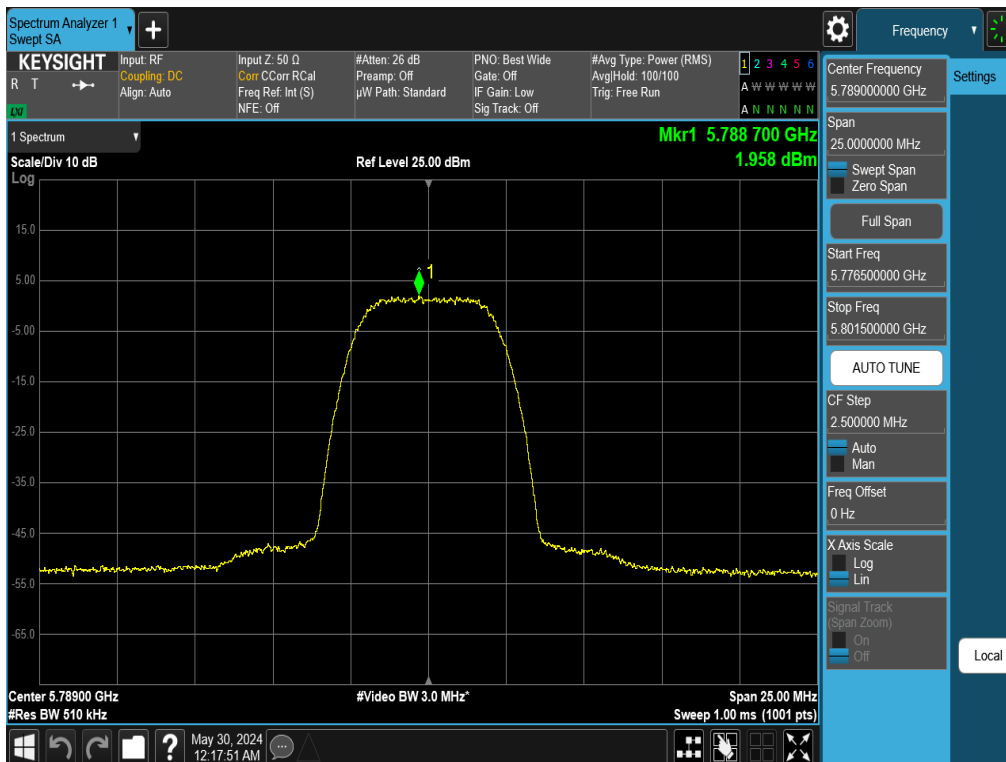


Plot 7-225. PSD TxBF Antenna 5T (NB UNII HDR8, ePA 5789MHz)

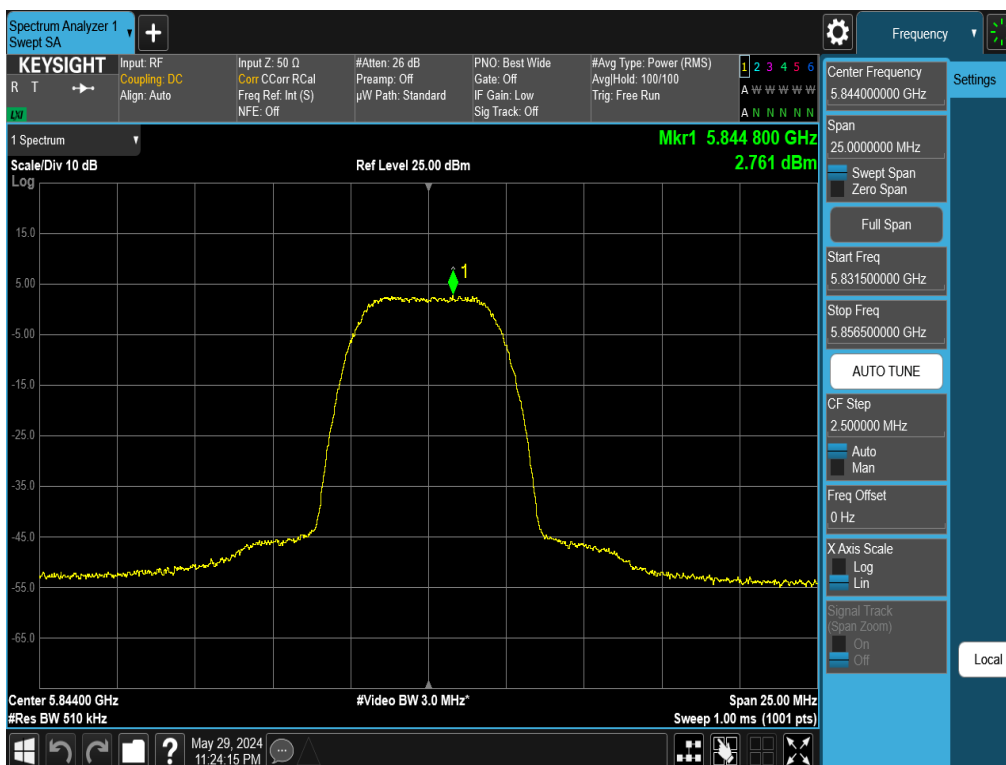


Plot 7-226. PSD TxBF Antenna 3b (NB UNII HDR8, ePA 5789MHz)

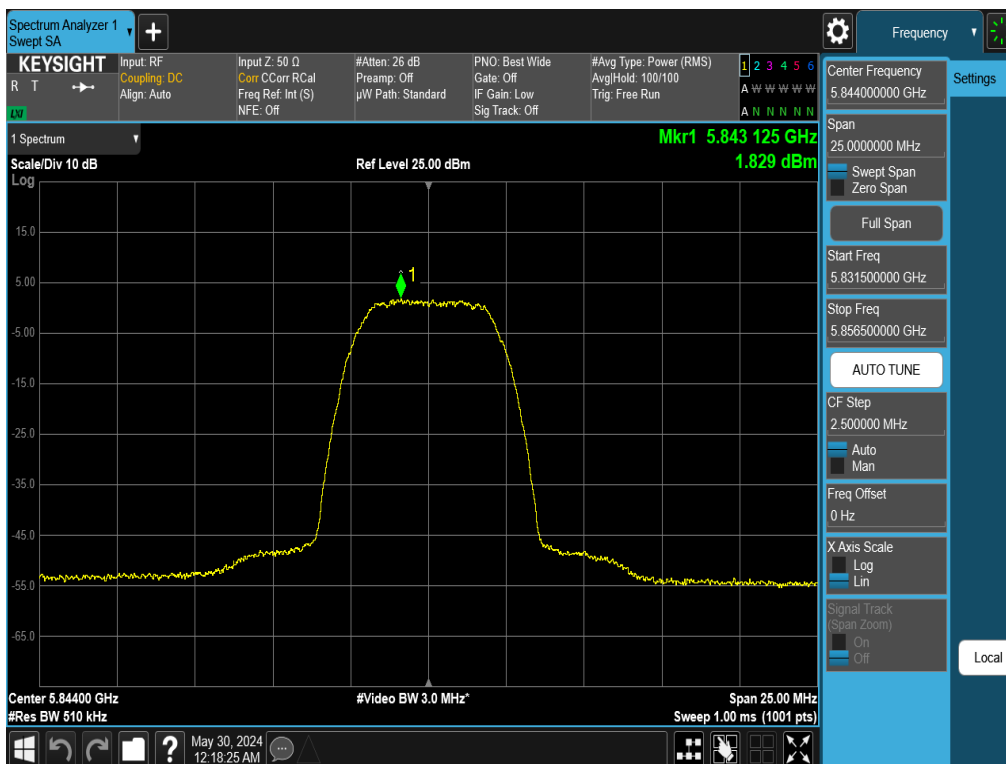
FCC ID: BCGA2995		MEASUREMENT REPORT (CERTIFICATION)	Approved by: Technical Manager
Test Report S/N: 1C2405200018-19.BCG	Test Dates: 5/20/2024 - 7/12/2024	EUT Type: Tablet Device	Page 154 of 242

V 10.6 10/27/2023

Unless otherwise specified, no part of this report may be reproduced or utilized in any part, form or by any means, electronic or mechanical, including photocopying and microfilm, without permission in writing from Element Materials Technology. If you have any questions about this or have an enquiry about obtaining additional rights to this report or assembly of contents thereof, please contact ct.info@element.com.



Plot 7-227. PSD TxBF Antenna 5T (NB UNII HDR8, ePA 5844MHz)

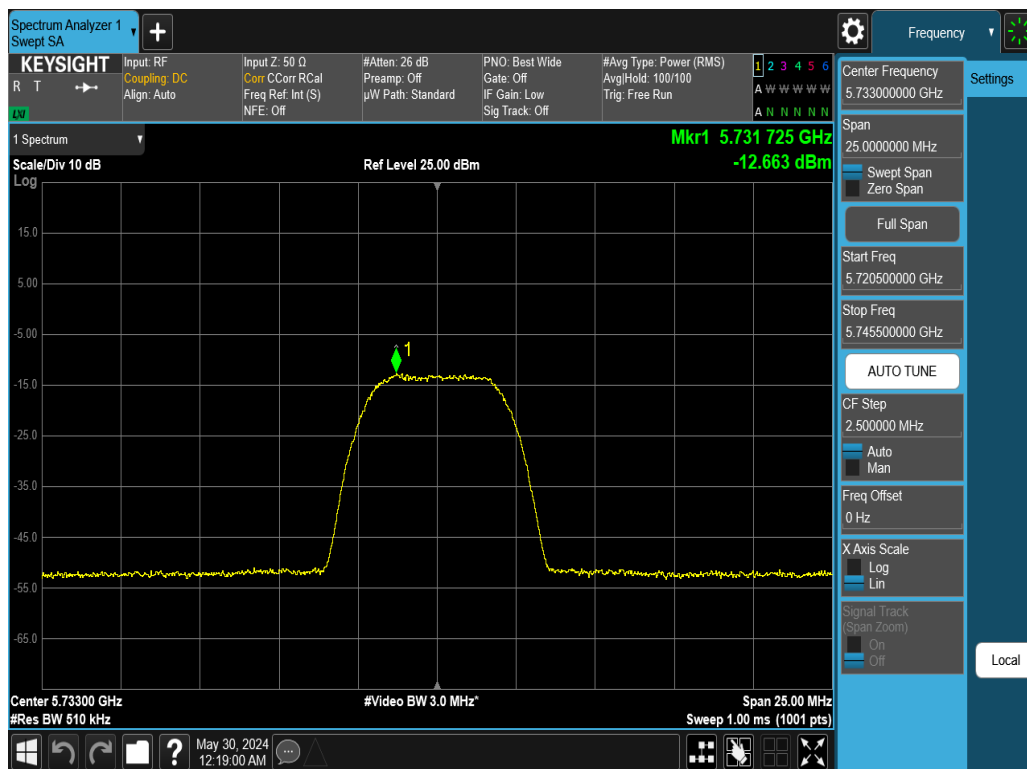
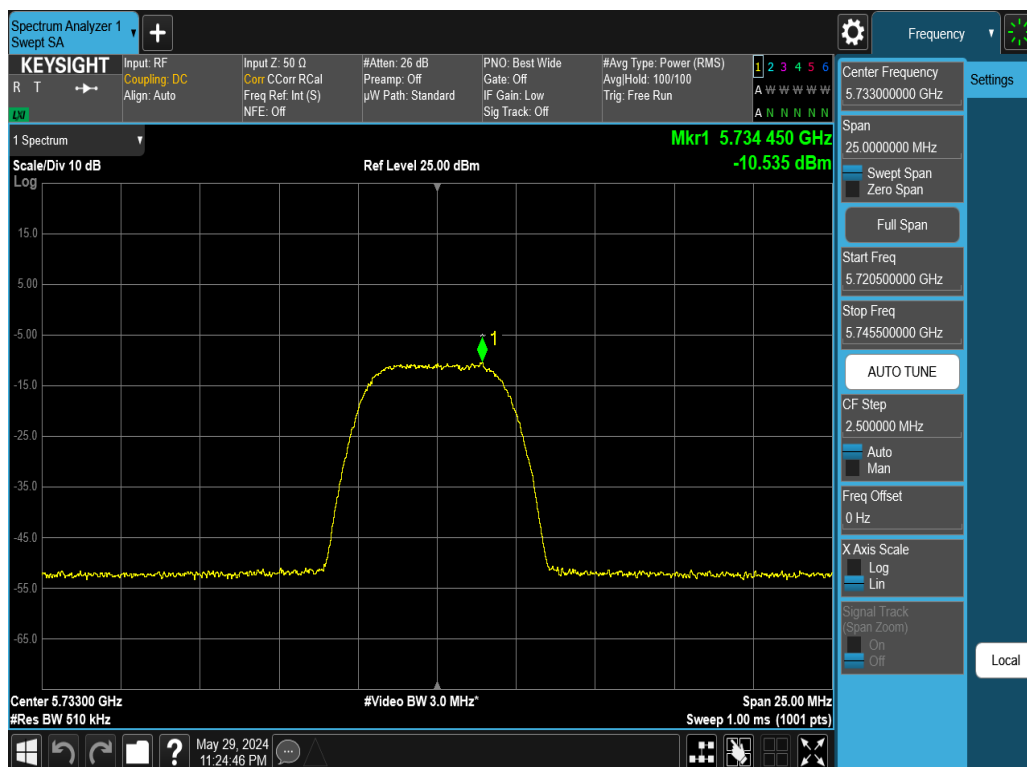


Plot 7-228. PSD TxBF Antenna 3b (NB UNII HDR8, ePA 5844MHz)

FCC ID: BCGA2995	 MEASUREMENT REPORT (CERTIFICATION)		Approved by: Technical Manager
Test Report S/N: 1C2405200018-19.BCG	Test Dates: 5/20/2024 - 7/12/2024	EUT Type: Tablet Device	Page 155 of 242

V 10.6 10/27/2023

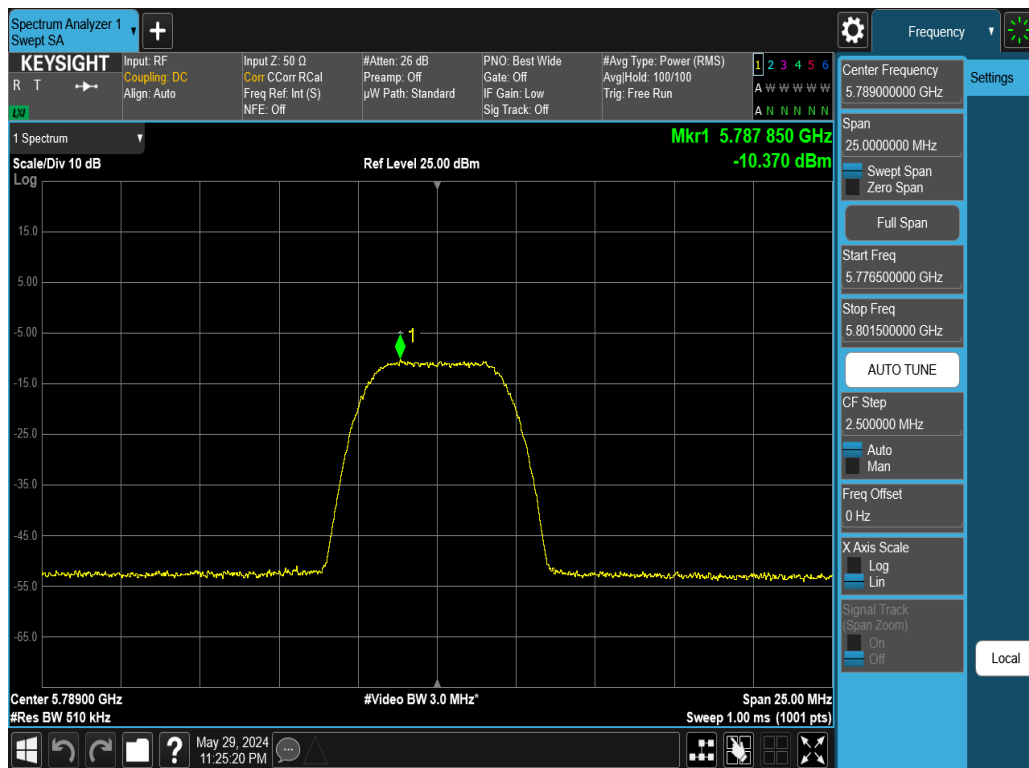
Unless otherwise specified, no part of this report may be reproduced or utilized in any part, form or by any means, electronic or mechanical, including photocopying and microfilm, without permission in writing from Element Materials Technology. If you have any questions about this or have an enquiry about obtaining additional rights to this report or assembly of contents thereof, please contact ct.info@element.com.



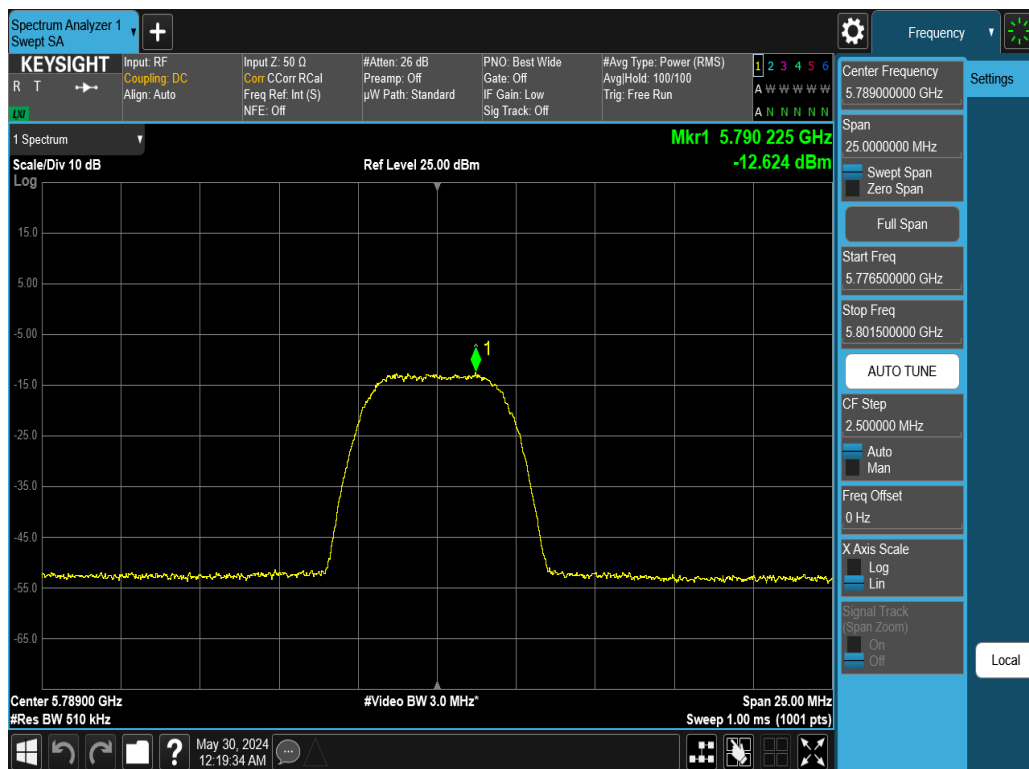
FCC ID: BCGA2995		MEASUREMENT REPORT (CERTIFICATION)	Approved by: Technical Manager
Test Report S/N: 1C2405200018-19.BCG	Test Dates: 5/20/2024 - 7/12/2024	EUT Type: Tablet Device	Page 156 of 242

V 10.6 10/27/2023

Unless otherwise specified, no part of this report may be reproduced or utilized in any part, form or by any means, electronic or mechanical, including photocopying and microfilm, without permission in writing from Element Materials Technology. If you have any questions about this or have an enquiry about obtaining additional rights to this report or assembly of contents thereof, please contact ct.info@element.com.



Plot 7-231. PSD TxBF Antenna 5T (NB UNII HDR8, iPA 5789MHz)

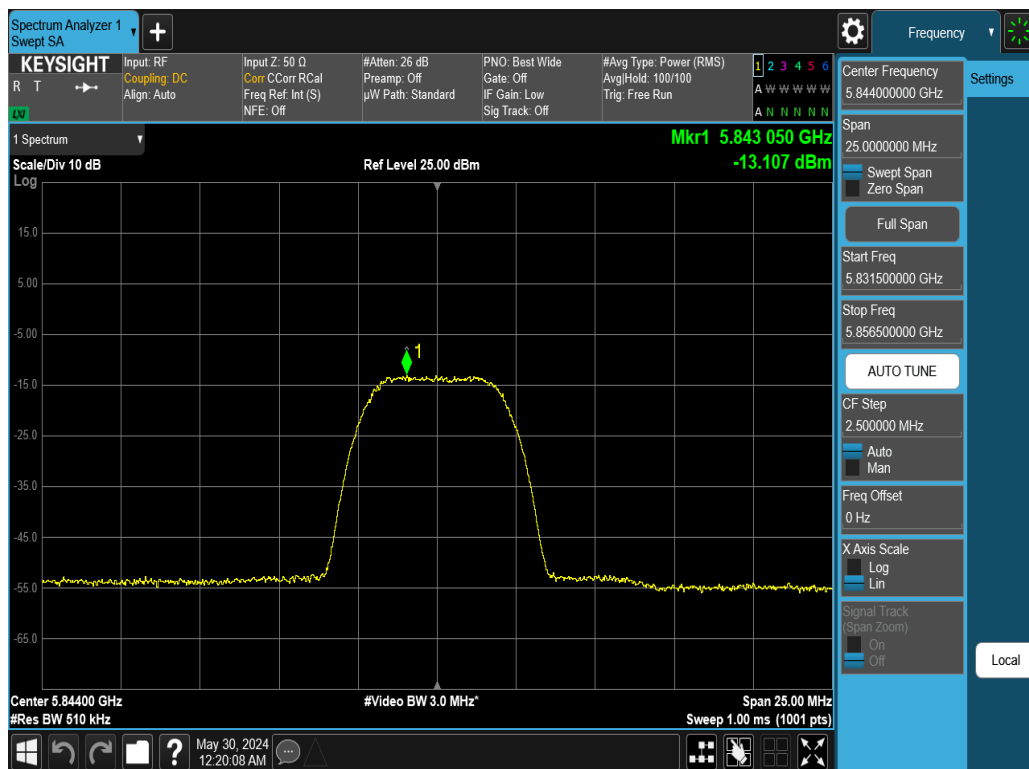
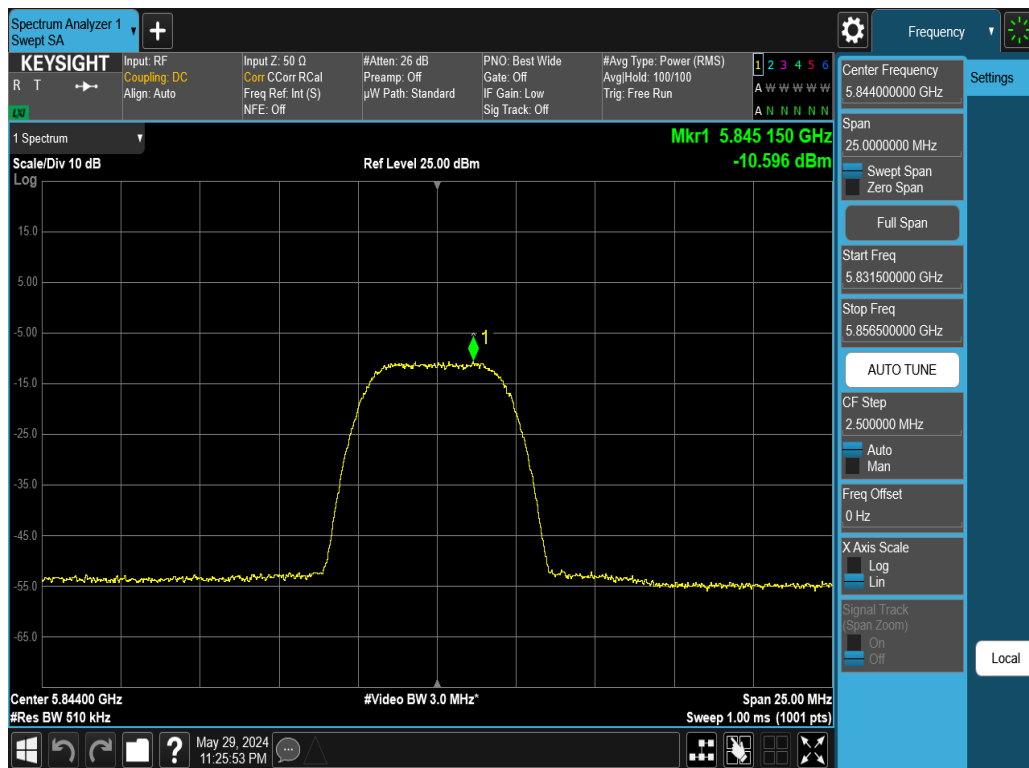


Plot 7-232. PSD TxBF Antenna 3b (NB UNII HDR8, iPA 5789MHz)

FCC ID: BCGA2995		MEASUREMENT REPORT (CERTIFICATION)	Approved by: Technical Manager
Test Report S/N: 1C2405200018-19.BCG	Test Dates: 5/20/2024 - 7/12/2024	EUT Type: Tablet Device	Page 157 of 242

V 10.6 10/27/2023

Unless otherwise specified, no part of this report may be reproduced or utilized in any part, form or by any means, electronic or mechanical, including photocopying and microfilm, without permission in writing from Element Materials Technology. If you have any questions about this or have an enquiry about obtaining additional rights to this report or assembly of contents thereof, please contact ct.info@element.com.



FCC ID: BCGA2995		MEASUREMENT REPORT (CERTIFICATION)	Approved by: Technical Manager
Test Report S/N: 1C2405200018-19.BCG	Test Dates: 5/20/2024 - 7/12/2024	EUT Type: Tablet Device	Page 158 of 242

V 10.6 10/27/2023

Unless otherwise specified, no part of this report may be reproduced or utilized in any part, form or by any means, electronic or mechanical, including photocopying and microfilm, without permission in writing from Element Materials Technology. If you have any questions about this or have an enquiry about obtaining additional rights to this report or assembly of contents thereof, please contact ct.info@element.com.

Note:

Per ANSI C63.10-2020 Subclause 14.5.2.2 and KDB 662911 v02r01 Section E)2), the power spectral density at Antenna 5T and Antenna 3b were first measured separately during TxBF transmission as shown in the section above. The measured values were then summed in linear power units then converted back to dBm.

Sample TxBF Calculation:

Assuming the average conducted power spectral density was measured to be 4.18 dBm for Antenna 5T and 4.79 dBm for Antenna 3b.

$$\text{Antenna 5T} + \text{Antenna 3b} = \text{TxBF}$$

$$(4.18 \text{ dBm} + 4.79 \text{ dBm}) = (2.618 \text{ mW} + 3.013 \text{ mW}) = 5.631 \text{ mW} = 7.51 \text{ dBm}$$

FCC ID: BCGA2995	 MEASUREMENT REPORT (CERTIFICATION)		Approved by: Technical Manager
Test Report S/N: 1C2405200018-19.BCG	Test Dates: 5/20/2024 - 7/12/2024	EUT Type: Tablet Device	Page 159 of 242

V 10.6 10/27/2023

7.6 Radiated Spurious Emission – Above 1GHz

§15.407(b) §15.205 §15.209

Test Overview and Limit

All out of band radiated spurious emissions are measured with a spectrum analyzer connected to a receive antenna while the EUT is operating at its maximum duty cycle, at its maximum power control level, as defined in ANSI C63.10-2020 and KDB 789033 D02 v02r01, and at the appropriate frequencies. All channels and power schemes were investigated among all UNII bands. Only the radiated emissions of the configuration that produced the worst case emissions are reported in this section.

For transmitters operating in the 5.15-5.25 GHz band: All emissions outside of the 5.15-5.25 GHz band shall not exceed an EIRP of -27 dBm/MHz.

For transmitters operating in the 5.725 – 5.85 GHz band: All emissions shall be limited to a level of -27 dBm/MHz at 75 MHz or more above or below the band edge increasing linearly to 10 dBm/MHz at 25 MHz above or below the band edge, and from 25 MHz above or below the band edge increasing linearly to a level of 15.6 dBm/MHz at 5 MHz above or below the band edge, and from 5 MHz above or below the band edge increasing linearly to a level of 27 dBm/MHz at the band edge.

All out of band emissions appearing in a restricted band as specified in Section 15.205 of the Title 47 CFR must not exceed the limits shown in Table 7-20 per Section 15.

Frequency	Field Strength [μV/m]	Measured Distance [Meters]
Above 960.0 MHz	500	3

Table 7-20. Radiated Limits

Test Procedures Used

ANSI C63.10-2020 – Subclauses 12.7.7.2, 12.7.6

KDB 789033 D02 v02r01 – Section G

FCC ID: BCGA2995		MEASUREMENT REPORT (CERTIFICATION)	Approved by: Technical Manager
Test Report S/N: 1C2405200018-19.BCG	Test Dates: 5/20/2024 - 7/12/2024	EUT Type: Tablet Device	Page 160 of 242

V 10.6 10/27/2023

Unless otherwise specified, no part of this report may be reproduced or utilized in any part, form or by any means, electronic or mechanical, including photocopying and microfilm, without permission in writing from Element Materials Technology. If you have any questions about this or have an enquiry about obtaining additional rights to this report or assembly of contents thereof, please contact ct.info@element.com.

Test Settings

Average Field Strength Measurements

1. Analyzer center frequency was set to the frequency of the radiated spurious emission of interest
2. RBW = 1MHz
3. VBW = 3MHz
4. Detector = power average (RMS)
5. Number of measurement points = 1001 (Number of points must be $\geq 2 \times \text{span/RBW}$)
6. Averaging type = power (RMS)
7. Sweep time = auto couple
8. Trace was averaged over 100 sweeps

Peak Field Strength Measurements

1. Analyzer center frequency was set to the frequency of the radiated spurious emission of interest
2. RBW = 1MHz
3. VBW = 3MHz
4. Detector = peak
5. Sweep time = auto couple
6. Trace mode = max hold
7. Trace was allowed to stabilize

Test Setup

The EUT and measurement equipment were set up as shown in the diagram below.

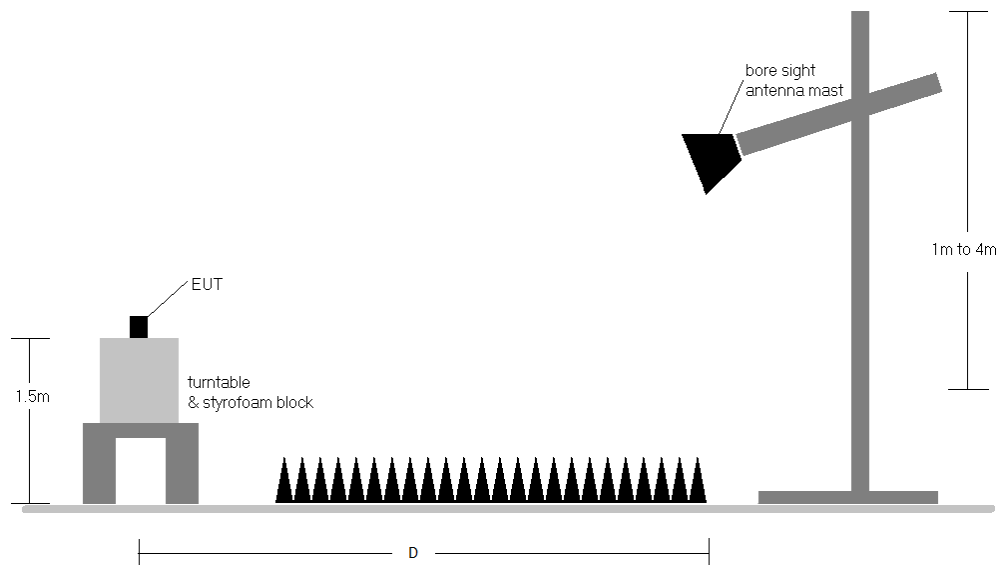


Figure 7-5. Test Instrument & Measurement Setup

FCC ID: BCGA2995		MEASUREMENT REPORT (CERTIFICATION)	Approved by: Technical Manager
Test Report S/N: 1C2405200018-19.BCG	Test Dates: 5/20/2024 - 7/12/2024	EUT Type: Tablet Device	Page 161 of 242

V 10.6 10/27/2023

Test Notes

1. All emissions that lie in the restricted bands (denoted by a * next to the frequency) specified in §15.205 are below the limit shown in Table 7-20.
2. All spurious emissions lying in restricted bands specified in §15.205 are below the limit shown in Table 7-20. All spurious emissions that do not lie in a restricted band are subject to a peak limit of -27dBm/MHz. At a distance of 3 meters, the field strength limit in dB μ V/m can be determined by adding a “conversion” factor of 95.2dB to the EIRP limit of -27dBm/MHz to obtain the limit for out of band spurious emissions of 68.2dB μ V/m.
3. The antenna is manipulated through typical positions, polarity and length during the tests. The EUT is manipulated through three orthogonal planes.
4. This unit was tested with its standard battery.
5. The spectrum is measured from 9kHz to the 10th harmonic of the fundamental frequency of the transmitter using CISPR quasi peak detector below 1GHz. Above 1 GHz, average and peak measurements were taken using linearly polarized horn antennas.
6. D is the measurement test distance and emissions 1-18GHz were measured at a 3 meters test distance while emissions above 18GHz were measured at a 1 meter test distance with the application of a distance correction factor.
7. The “-” shown in the following RSE tables are used to denote a noise floor measurement.
8. All supported modulation and power schemes have been tested on the unit and only worst case configuration is reported.

Sample Calculations

Determining Spurious Emissions Levels

- Field Strength Level [dB μ V/m] = Analyzer Level [dBm] + 107 + AFCL [dB/m]
- AFCL [dB/m] = Antenna Factor [dB/m] + Cable Loss [dB] – Preamplifier Gain [dB]
- Margin [dB] = Field Strength Level [dB μ V/m] – Limit [dB μ V/m]

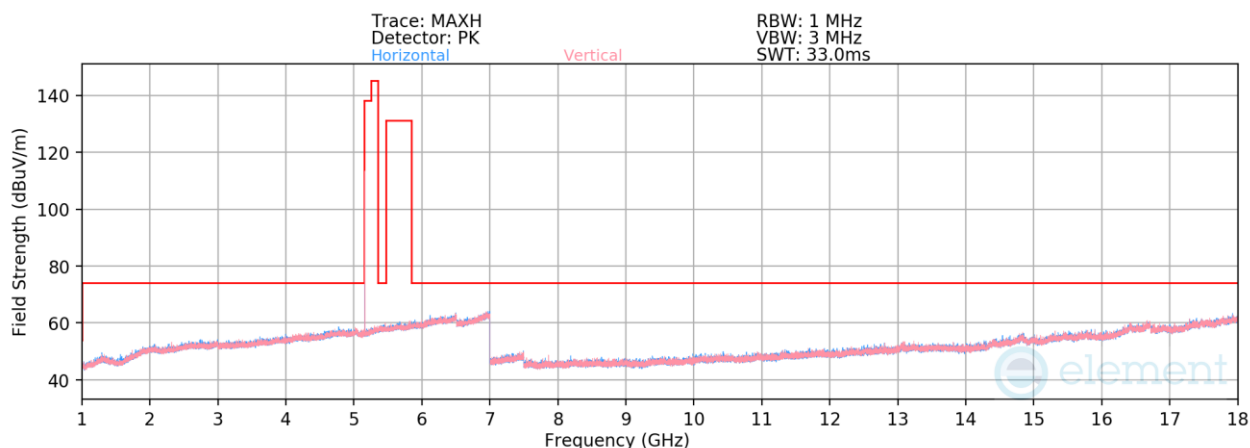
Radiated Band Edge Measurement Offset

- The amplitude offset shown in the radiated restricted band edge plots in Section 7.6.1 was calculated using the formula:
Offset (dB) = (Antenna Factor + Cable Loss + Attenuator) – Preamplifier Gain

FCC ID: BCGA2995		MEASUREMENT REPORT (CERTIFICATION)	Approved by: Technical Manager
Test Report S/N: 1C2405200018-19.BCG	Test Dates: 5/20/2024 - 7/12/2024	EUT Type: Tablet Device	Page 162 of 242

V 10.6 10/27/2023

Antenna 5T



Plot 7-235. Radiated Spurious Emissions 1-18GHz Antenna 5T (NB UNII BDR ePA – 5162MHz)

Mode: BDR

Data Rate: 1Mbps

Power Scheme: ePA

Distance of Measurements: 3 Meters

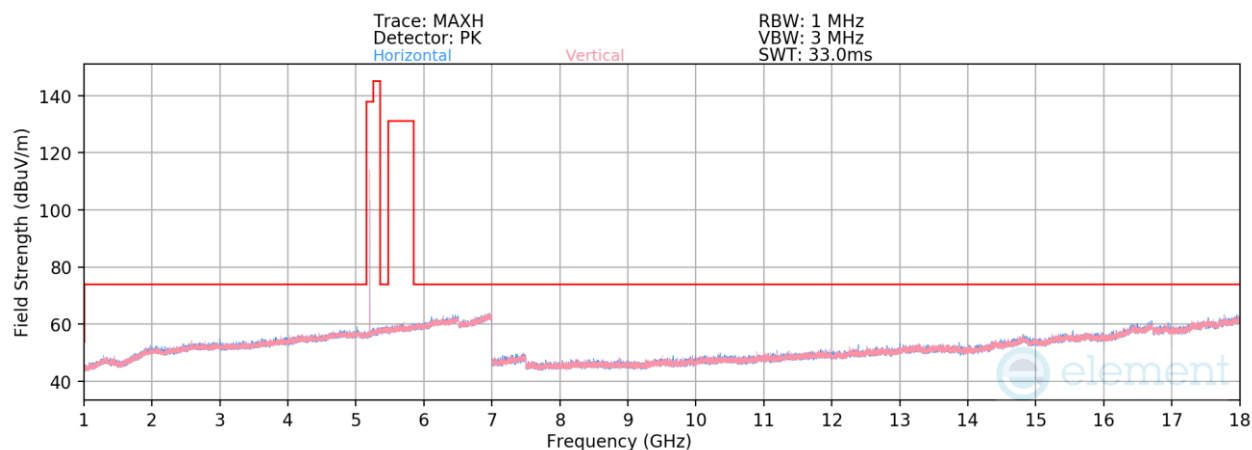
Operating Frequency: 5162MHz

Frequency [MHz]	Detector	Ant. Pol. [H/V]	Antenna Height [cm]	Turntable Azimuth [degree]	Analyzer Level [dBm]	AFCL [dB/m]	Field Strength [dBμV/m]	Limit [dBμV/m]	Margin [dB]
10324.00	Peak	H	-	-	-68.97	12.40	50.43	68.20	-17.77
* 15486.00	Average	H	-	-	-82.61	19.48	43.87	53.98	-10.11
* 15486.00	Peak	H	-	-	-71.63	19.48	54.85	73.98	-19.13

Table 7-21. Radiated Spurious Emissions Measurements Antenna 5T

FCC ID: BCGA2995		MEASUREMENT REPORT (CERTIFICATION)	Approved by: Technical Manager
Test Report S/N: 1C2405200018-19.BCG	Test Dates: 5/20/2024 - 7/12/2024	EUT Type: Tablet Device	Page 163 of 242

V 10.6 10/27/2023



Plot 7-236. Radiated Spurious Emissions 1-18GHz Antenna 5T (NB UNII BDR ePA – 5204MHz)

Mode: BDR

Data Rate: 1Mbps

Power Scheme: ePA

Distance of Measurements: 3 Meters

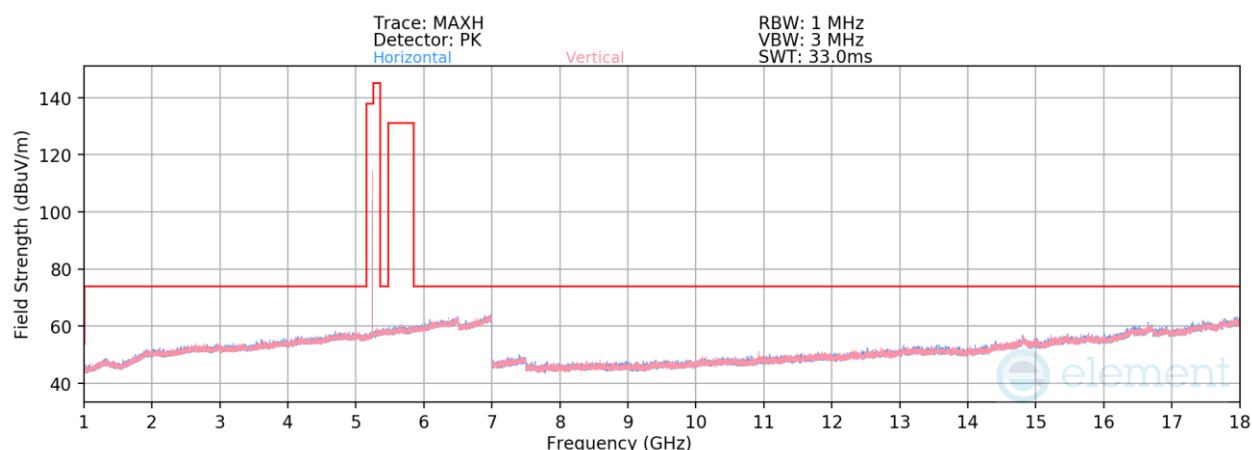
Operating Frequency: 5204MHz

Frequency [MHz]	Detector	Ant. Pol. [H/V]	Antenna Height [cm]	Turntable Azimuth [degree]	Analyzer Level [dBm]	AFCL [dB/m]	Field Strength [dBμV/m]	Limit [dBμV/m]	Margin [dB]
10408.00	Peak	H	-	-	-69.81	12.50	49.69	68.20	-18.51
* 15612.00	Average	H	-	-	-82.58	19.02	43.44	53.98	-10.54
* 15612.00	Peak	H	-	-	-71.68	19.02	54.34	73.98	-19.64

Table 7-22. Radiated Spurious Emissions Measurements Antenna 5T

FCC ID: BCGA2995		MEASUREMENT REPORT (CERTIFICATION)	Approved by: Technical Manager
Test Report S/N: 1C2405200018-19.BCG	Test Dates: 5/20/2024 - 7/12/2024	EUT Type: Tablet Device	Page 164 of 242

V 10.6 10/27/2023



Plot 7-237. Radiated Spurious Emissions 1-18GHz Antenna 5T (NB UNII BDR ePA – 5245MHz)

Mode: BDR

Data Rate: 1Mbps

Power Scheme: ePA

Distance of Measurements: 3 Meters

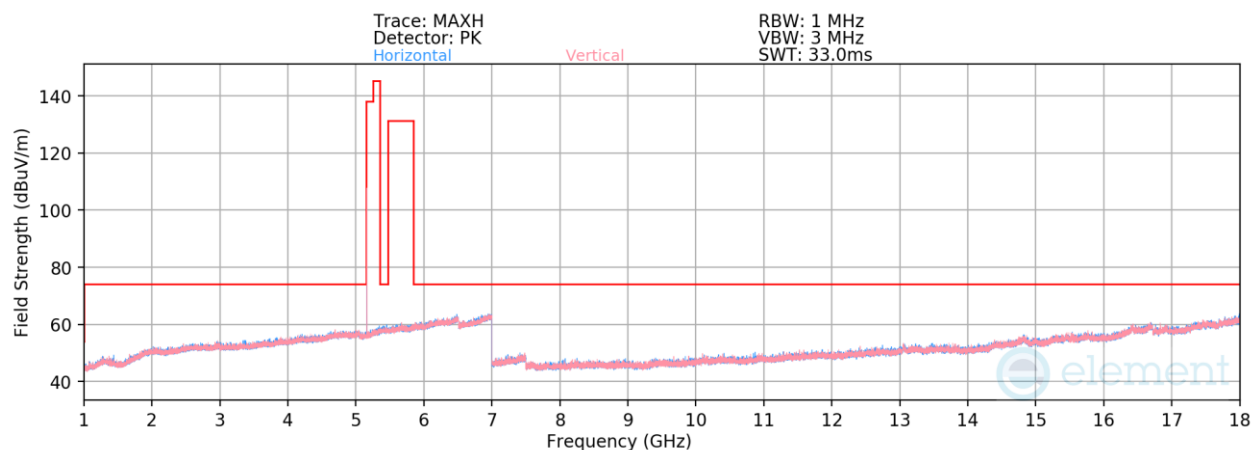
Operating Frequency: 5245MHz

Frequency [MHz]	Detector	Ant. Pol. [H/V]	Antenna Height [cm]	Turntable Azimuth [degree]	Analyzer Level [dBm]	AFCL [dB/m]	Field Strength [dBμV/m]	Limit [dBμV/m]	Margin [dB]
10490.00	Peak	H	-	-	-70.49	12.85	49.36	68.20	-18.84
* 15735.00	Average	H	-	-	-82.24	19.70	44.46	53.98	-9.52
* 15735.00	Peak	H	-	-	-71.76	19.70	54.94	73.98	-19.04

Table 7-23. Radiated Spurious Emissions Measurements Antenna 5T

FCC ID: BCGA2995		MEASUREMENT REPORT (CERTIFICATION)	Approved by: Technical Manager
Test Report S/N: 1C2405200018-19.BCG	Test Dates: 5/20/2024 - 7/12/2024	EUT Type: Tablet Device	Page 165 of 242

V 10.6 10/27/2023



Plot 7-238. Radiated Spurious Emissions 1-18GHz Antenna 5T (NB UNII HDR4 ePA – 5162MHz)

Mode: HDR4

Data Rate: 4Mbps

Power Scheme: ePA

Distance of Measurements: 3 Meters

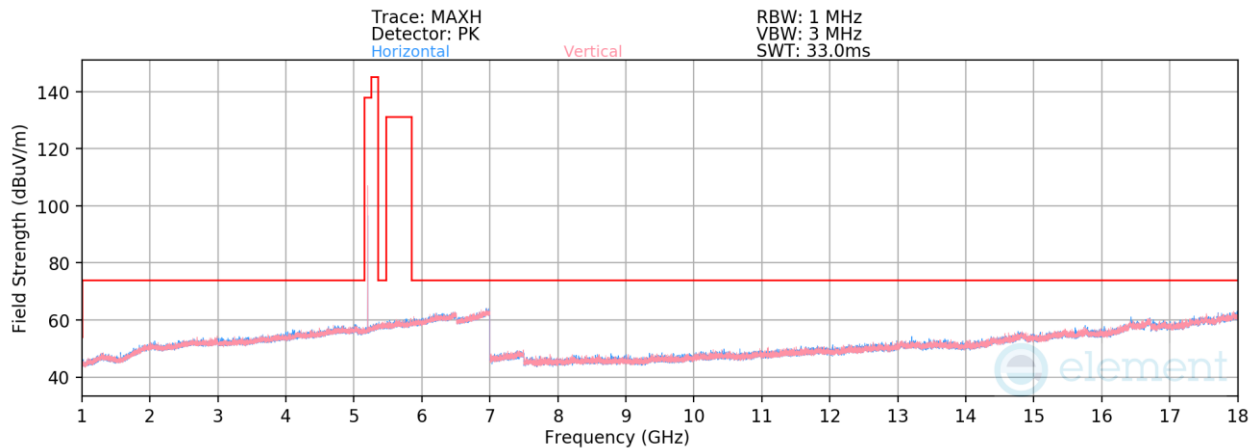
Operating Frequency: 5162MHz

Frequency [MHz]	Detector	Ant. Pol. [H/V]	Antenna Height [cm]	Turntable Azimuth [degree]	Analyzer Level [dBm]	AFCL [dB/m]	Field Strength [dBμV/m]	Limit [dBμV/m]	Margin [dB]
10324.00	Peak	H	-	-	-70.80	12.79	48.99	68.20	-19.21
* 15486.00	Average	H	-	-	-82.59	19.48	43.89	53.98	-10.09
* 15486.00	Peak	H	-	-	-71.18	19.48	55.30	73.98	-18.68

Table 7-24. Radiated Spurious Emissions Measurements Antenna 5T

FCC ID: BCGA2995		MEASUREMENT REPORT (CERTIFICATION)	Approved by: Technical Manager
Test Report S/N: 1C2405200018-19.BCG	Test Dates: 5/20/2024 - 7/12/2024	EUT Type: Tablet Device	Page 166 of 242

V 10.6 10/27/2023



Plot 7-239. Radiated Spurious Emissions 1-18GHz Antenna 5T (NB UNII HDR4 ePA – 5204MHz)

Mode: HDR4

Data Rate: 4Mbps

Power Scheme: ePA

Distance of Measurements: 3 Meters

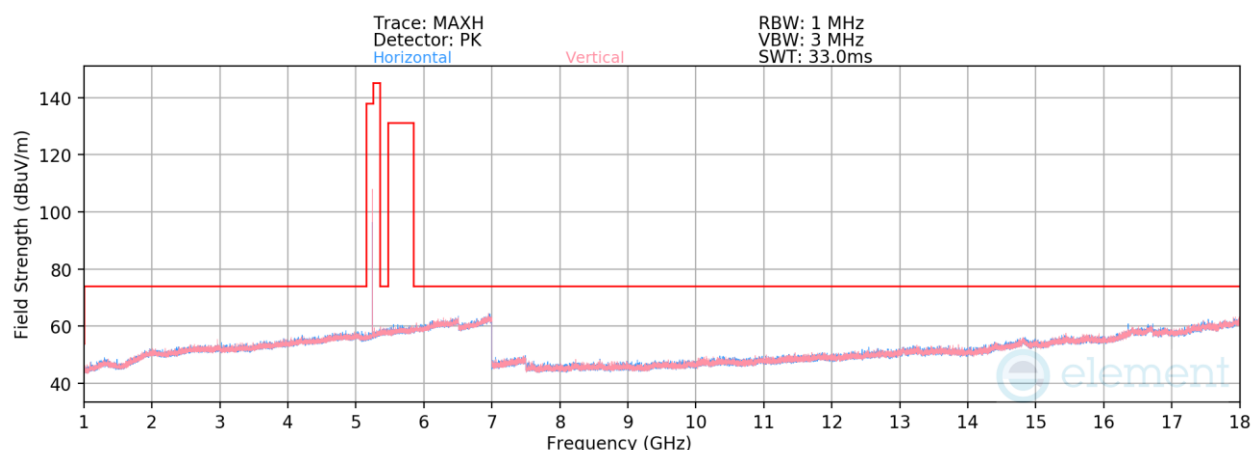
Operating Frequency: 5204MHz

Frequency [MHz]	Detector	Ant. Pol. [H/V]	Antenna Height [cm]	Turntable Azimuth [degree]	Analyzer Level [dBm]	AFCL [dB/m]	Field Strength [dBμV/m]	Limit [dBμV/m]	Margin [dB]
10408.00	Peak	H	-	-	-70.18	12.82	49.64	68.20	-18.56
* 15612.00	Average	H	-	-	-82.56	18.97	43.41	53.98	-10.57
* 15612.00	Peak	H	-	-	-71.73	18.97	54.24	73.98	-19.74

Table 7-25. Radiated Spurious Emissions Measurements Antenna 5T

FCC ID: BCGA2995		MEASUREMENT REPORT (CERTIFICATION)	Approved by: Technical Manager
Test Report S/N: 1C2405200018-19.BCG	Test Dates: 5/20/2024 - 7/12/2024	EUT Type: Tablet Device	Page 167 of 242

V 10.6 10/27/2023



Plot 7-240. Radiated Spurious Emissions 1-18GHz Antenna 5T (NB UNII HDR4 ePA – 5245MHz)

Mode: HDR4

Data Rate: 4Mbps

Power Scheme: ePA

Distance of Measurements: 3 Meters

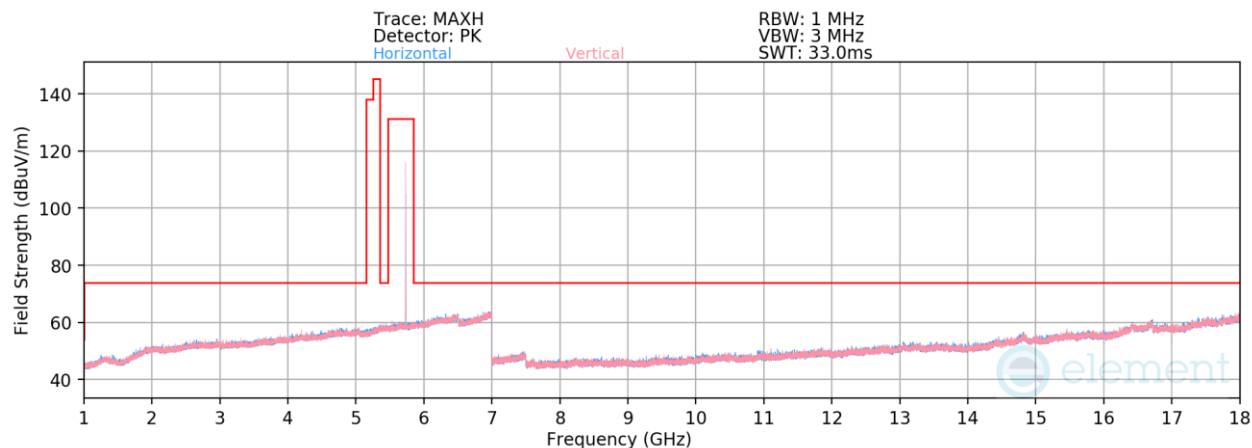
Operating Frequency: 5245MHz

Frequency [MHz]	Detector	Ant. Pol. [H/V]	Antenna Height [cm]	Turntable Azimuth [degree]	Analyzer Level [dBm]	AFCL [dB/m]	Field Strength [dBμV/m]	Limit [dBμV/m]	Margin [dB]
10490.00	Peak	H	-	-	-70.25	12.71	49.46	68.20	-18.74
* 15735.00	Average	H	-	-	-82.50	19.70	44.20	53.98	-9.78
* 15735.00	Peak	H	-	-	-71.90	19.70	54.80	73.98	-19.18

Table 7-26. Radiated Spurious Emissions Measurements Antenna 5T

FCC ID: BCGA2995		MEASUREMENT REPORT (CERTIFICATION)	Approved by: Technical Manager
Test Report S/N: 1C2405200018-19.BCG	Test Dates: 5/20/2024 - 7/12/2024	EUT Type: Tablet Device	Page 168 of 242

V 10.6 10/27/2023



Plot 7-241. Radiated Spurious Emissions 1-18GHz Antenna 5T (NB UNII BDR ePA – 5733MHz)

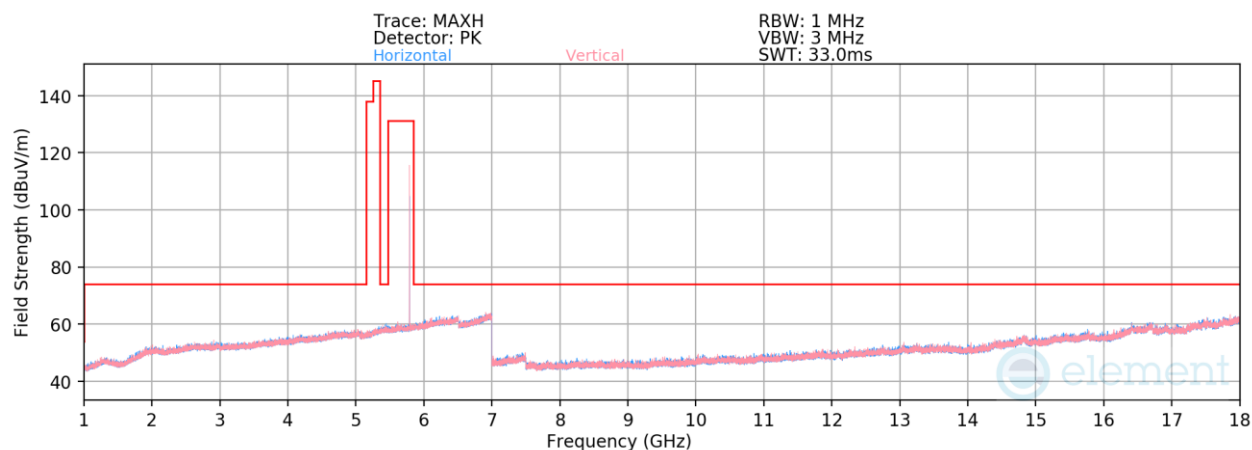
Mode:	BDR
Data Rate:	1Mbps
Power Scheme:	ePA
Distance of Measurements:	3 Meters
Operating Frequency:	5733MHz

	Frequency [MHz]	Detector	Ant. Pol. [H/V]	Antenna Height [cm]	Turntable Azimuth [degree]	Analyzer Level [dBm]	AFCL [dB/m]	Field Strength [dBμV/m]	Limit [dBμV/m]	Margin [dB]
*	11466.00	Average	H	-	-	-81.79	13.46	38.67	53.98	-15.31
*	11466.00	Peak	H	-	-	-70.41	13.46	50.05	73.98	-23.93
	17199.00	Peak	H	-	-	-70.56	23.64	60.08	68.20	-8.12

Table 7-27. Radiated Spurious Emissions Measurements Antenna 5T

FCC ID: BCGA2995		MEASUREMENT REPORT (CERTIFICATION)	Approved by: Technical Manager
Test Report S/N: 1C2405200018-19.BCG	Test Dates: 5/20/2024 - 7/12/2024	EUT Type: Tablet Device	Page 169 of 242

V 10.6 10/27/2023



Plot 7-242. Radiated Spurious Emissions 1-18GHz Antenna 5T (NB UNII BDR ePA – 5789MHz)

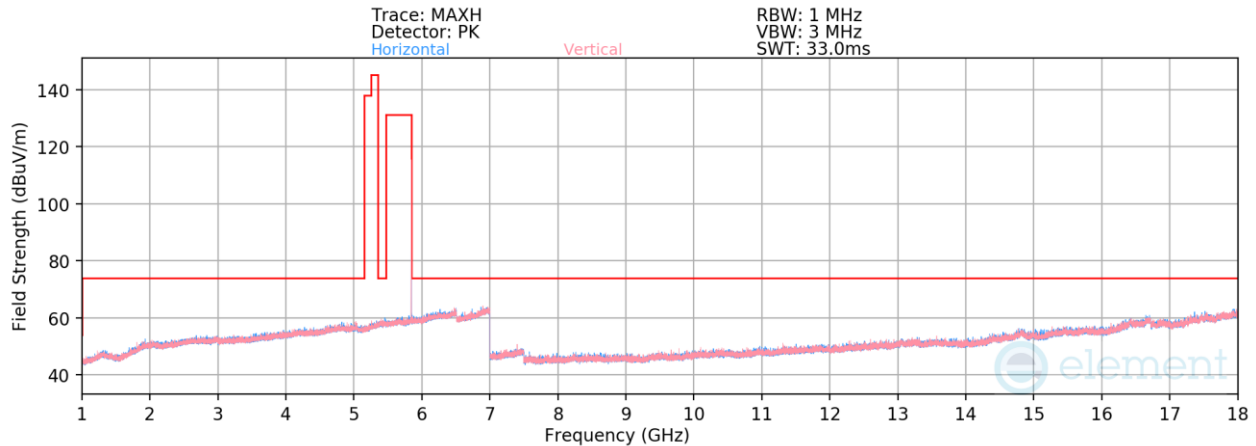
Mode: BDR
Data Rate: 1Mbps
Power Scheme: ePA
Distance of Measurements: 3 Meters
Operating Frequency: 5789MHz

	Frequency [MHz]	Detector	Ant. Pol. [H/V]	Antenna Height [cm]	Turntable Azimuth [degree]	Analyzer Level [dBm]	AFCL [dB/m]	Field Strength [dBuV/m]	Limit [dBuV/m]	Margin [dB]
*	11578.00	Average	H	-	-	-81.92	13.99	39.07	53.98	-14.91
*	11578.00	Peak	H	-	-	-70.04	13.99	50.95	73.98	-23.03
	17367.00	Peak	H	-	-	-70.76	24.27	60.51	68.20	-7.69

Table 7-28. Radiated Spurious Emissions Measurements Antenna 5T

FCC ID: BCGA2995		MEASUREMENT REPORT (CERTIFICATION)	Approved by: Technical Manager
Test Report S/N: 1C2405200018-19.BCG	Test Dates: 5/20/2024 - 7/12/2024	EUT Type: Tablet Device	Page 170 of 242

V 10.6 10/27/2023



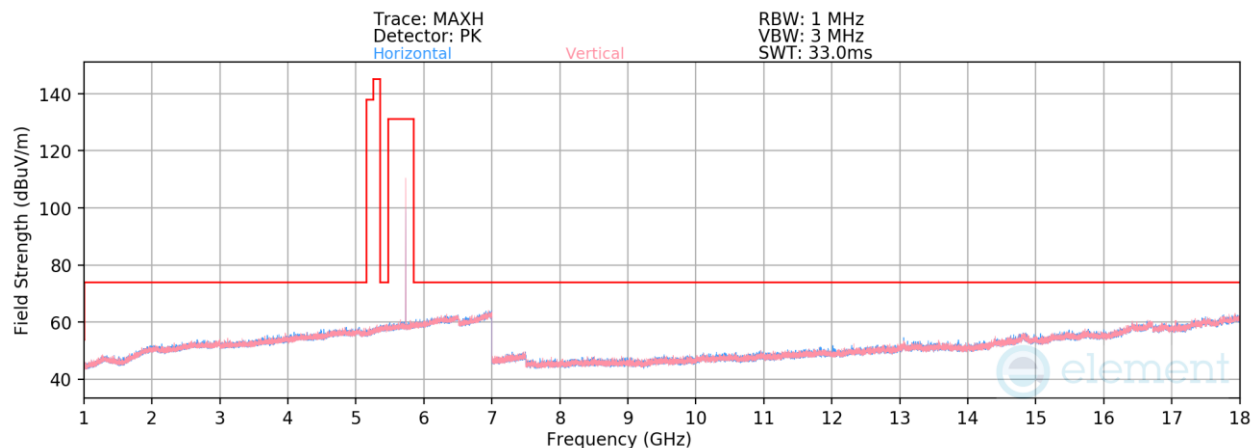
Plot 7-243. Radiated Spurious Emissions 1-18GHz Antenna 5T (NB UNII BDR ePA – 5844MHz)

Mode:	BDR
Data Rate:	1Mbps
Power Scheme:	ePA
Distance of Measurements:	3 Meters
Operating Frequency:	5844MHz

	Frequency [MHz]	Detector	Ant. Pol. [H/V]	Antenna Height [cm]	Turntable Azimuth [degree]	Analyzer Level [dBm]	AFCL [dB/m]	Field Strength [dBμV/m]	Limit [dBμV/m]	Margin [dB]
*	11688.00	Average	H	-	-	-81.56	13.71	39.15	53.98	-14.83
*	11688.00	Peak	H	-	-	-70.52	13.71	50.19	73.98	-23.79
	17532.00	Peak	H	-	-	-81.96	25.27	50.31	68.20	-17.89

Table 7-29. Radiated Spurious Emissions Measurements Antenna 5T

FCC ID: BCGA2995		MEASUREMENT REPORT (CERTIFICATION)	Approved by: Technical Manager
Test Report S/N: 1C2405200018-19.BCG	Test Dates: 5/20/2024 - 7/12/2024	EUT Type: Tablet Device	Page 171 of 242



Plot 7-244. Radiated Spurious Emissions 1-18GHz Antenna 5T (NB UNII HDR4 ePA – 5733MHz)

Mode: HDR4

Data Rate: 4Mbps

Power Scheme: ePA

Distance of Measurements: 3 Meters

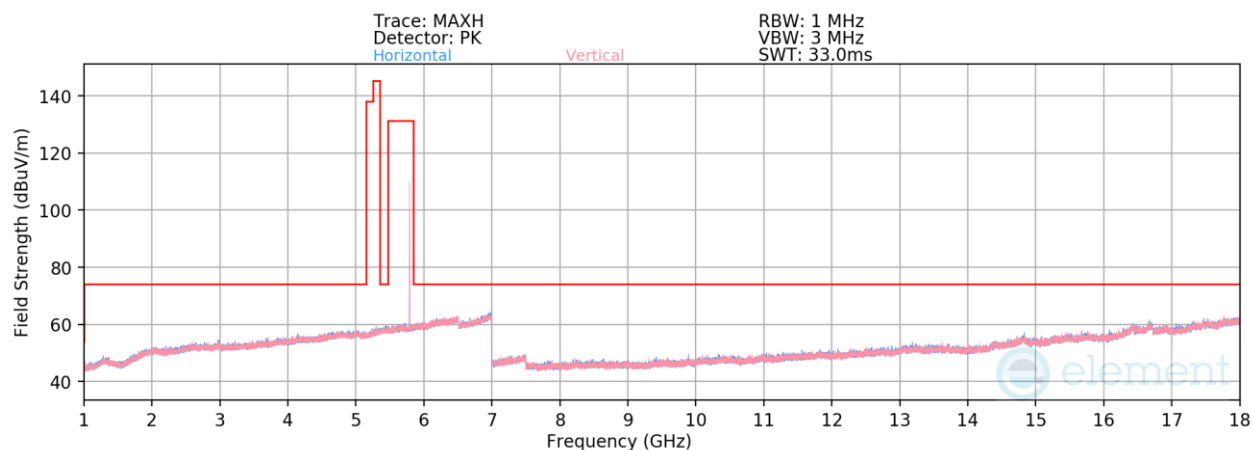
Operating Frequency: 5733MHz

Frequency [MHz]	Detector	Ant. Pol. [H/V]	Antenna Height [cm]	Turntable Azimuth [degree]	Analyzer Level [dBm]	AFCL [dB/m]	Field Strength [dBμV/m]	Limit [dBμV/m]	Margin [dB]
* 11466.00	Average	H	-	-	-82.00	13.67	38.67	53.98	-15.31
* 11466.00	Peak	H	-	-	-70.82	13.67	49.85	73.98	-24.13
17199.00	Peak	H	-	-	-70.98	23.37	59.39	68.20	-8.81

Table 7-30. Radiated Spurious Emissions Measurements Antenna 5T

FCC ID: BCGA2995		MEASUREMENT REPORT (CERTIFICATION)	Approved by: Technical Manager
Test Report S/N: 1C2405200018-19.BCG	Test Dates: 5/20/2024 - 7/12/2024	EUT Type: Tablet Device	Page 172 of 242

V 10.6 10/27/2023



Plot 7-245. Radiated Spurious Emissions 1-18GHz Antenna 5T (NB UNII HDR4 ePA – 5789MHz)

Mode: HDR4

Data Rate: 4Mbps

Power Scheme: ePA

Distance of Measurements: 3 Meters

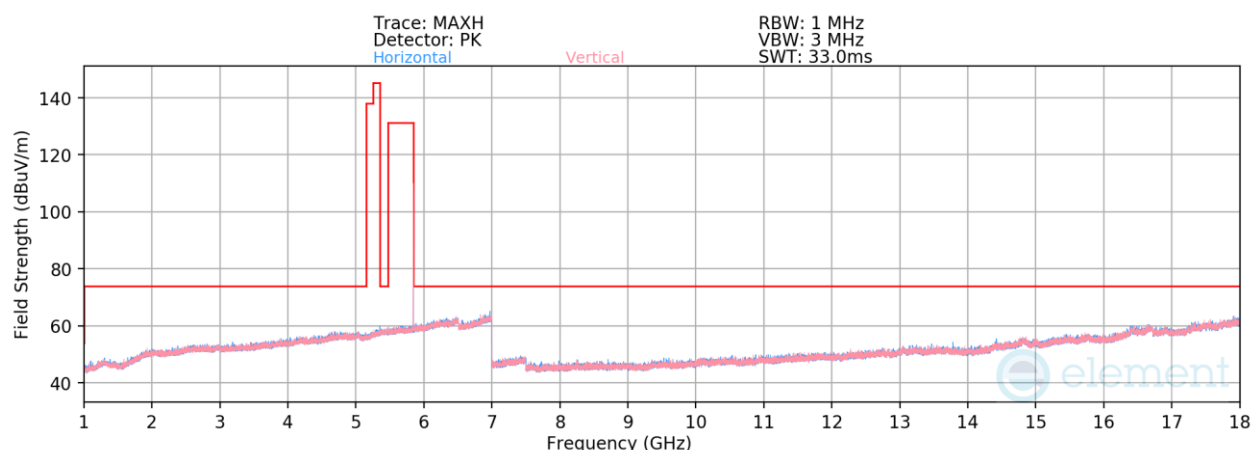
Operating Frequency: 5789MHz

Frequency [MHz]	Detector	Ant. Pol. [H/V]	Antenna Height [cm]	Turntable Azimuth [degree]	Analyzer Level [dBm]	AFCL [dB/m]	Field Strength [dBuV/m]	Limit [dBuV/m]	Margin [dB]
* 11578.00	Average	H	-	-	-81.93	13.81	38.88	53.98	-15.10
* 11578.00	Peak	H	-	-	-71.07	13.81	49.74	73.98	-24.24
17367.00	Peak	H	-	-	-71.45	24.35	59.90	68.20	-8.30

Table 7-31. Radiated Spurious Emissions Measurements Antenna 5T

FCC ID: BCGA2995		MEASUREMENT REPORT (CERTIFICATION)	Approved by: Technical Manager
Test Report S/N: 1C2405200018-19.BCG	Test Dates: 5/20/2024 - 7/12/2024	EUT Type: Tablet Device	Page 173 of 242

V 10.6 10/27/2023



Plot 7-246. Radiated Spurious Emissions 1-18GHz Antenna 5T (NB UNII HDR4 ePA – 5844MHz)

Mode: HDR4

Data Rate: 4Mbps

Power Scheme: ePA

Distance of Measurements: 3 Meters

Operating Frequency: 5844MHz

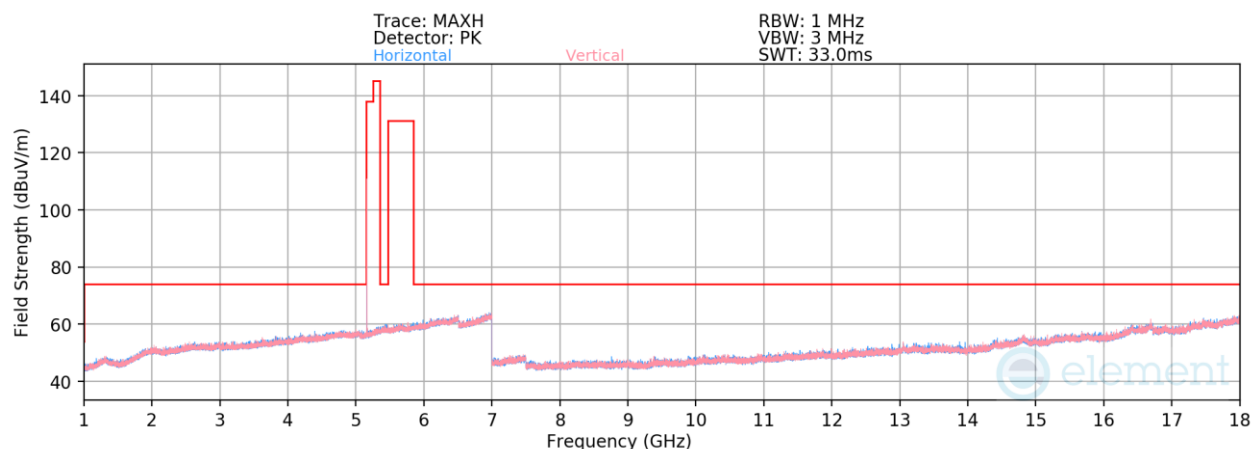
Frequency [MHz]	Detector	Ant. Pol. [H/V]	Antenna Height [cm]	Turntable Azimuth [degree]	Analyzer Level [dBm]	AFCL [dB/m]	Field Strength [dBμV/m]	Limit [dBμV/m]	Margin [dB]
* 11688.00	Average	H	-	-	-81.85	13.94	39.09	53.98	-14.89
* 11688.00	Peak	H	-	-	-70.56	13.94	50.38	73.98	-23.60
17532.00	Peak	H	-	-	-71.16	25.34	61.18	68.20	-7.02

Table 7-32. Radiated Spurious Emissions Measurements Antenna 5T

FCC ID: BCGA2995		MEASUREMENT REPORT (CERTIFICATION)	Approved by: Technical Manager
Test Report S/N: 1C2405200018-19.BCG	Test Dates: 5/20/2024 - 7/12/2024	EUT Type: Tablet Device	Page 174 of 242

V 10.6 10/27/2023

Antenna 3b



Plot 7-247. Radiated Spurious Emissions 1-18GHz Antenna 3b (NB UNII BDR ePA – 5162MHz)

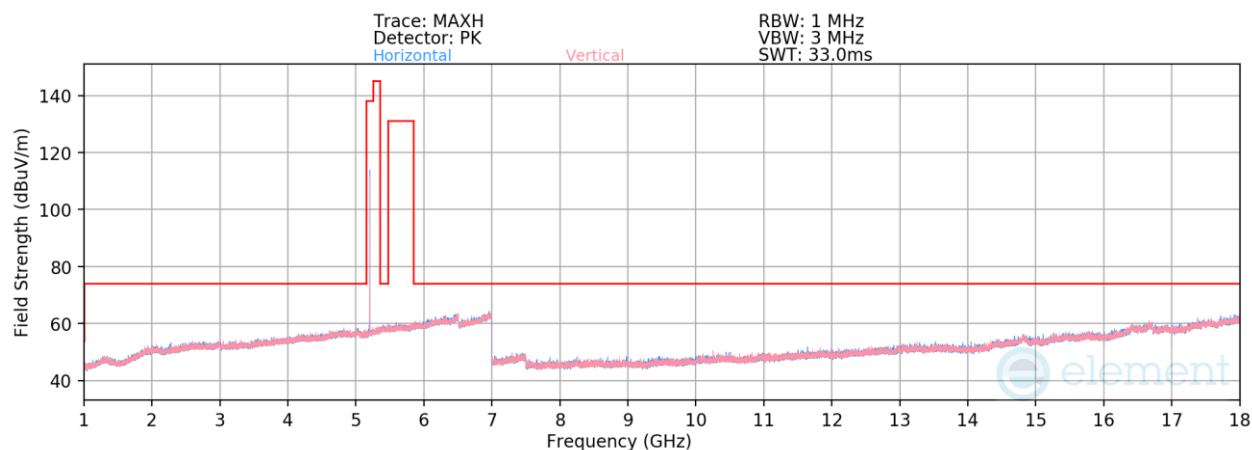
Mode:	BDR
Data Rate:	1Mbps
Power Scheme:	ePA
Distance of Measurements:	3 Meters
Operating Frequency:	5162MHz

Frequency [MHz]	Detector	Ant. Pol. [H/V]	Antenna Height [cm]	Turntable Azimuth [degree]	Analyzer Level [dBm]	AFCL [dB/m]	Field Strength [dBuV/m]	Limit [dBuV/m]	Margin [dB]
10324.00	Peak	H	-	-	-69.88	12.40	49.52	68.20	-18.68
* 15486.00	Average	H	-	-	-82.44	19.10	43.66	53.98	-10.32
* 15486.00	Peak	H	-	-	-71.41	19.10	54.69	73.98	-19.29

Table 7-33. Radiated Spurious Emissions Measurements Antenna 3b

FCC ID: BCGA2995		MEASUREMENT REPORT (CERTIFICATION)	Approved by: Technical Manager
Test Report S/N: 1C2405200018-19.BCG	Test Dates: 5/20/2024 - 7/12/2024	EUT Type: Tablet Device	Page 175 of 242

V 10.6 10/27/2023



Plot 7-248. Radiated Spurious Emissions 1-18GHz Antenna 3b (NB UNII BDR ePA – 5204MHz)

Mode: BDR

Data Rate: 1Mbps

Power Scheme: ePA

Distance of Measurements: 3 Meters

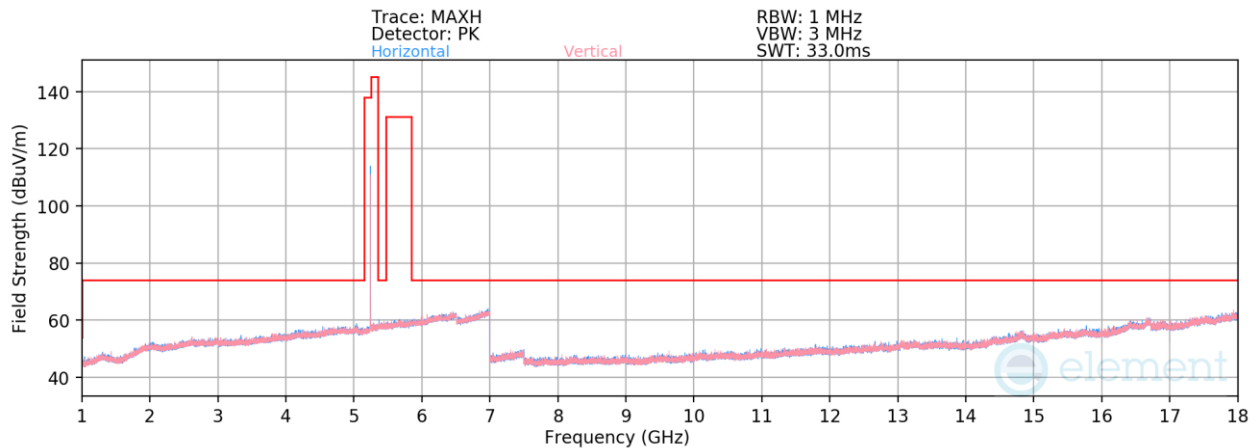
Operating Frequency: 5204MHz

Frequency [MHz]	Detector	Ant. Pol. [H/V]	Antenna Height [cm]	Turntable Azimuth [degree]	Analyzer Level [dBm]	AFCL [dB/m]	Field Strength [dBuV/m]	Limit [dBuV/m]	Margin [dB]
10408.00	Peak	H	-	-	-70.61	12.93	49.32	68.20	-18.88
* 15612.00	Average	H	-	-	-82.42	19.02	43.60	53.98	-10.38
* 15612.00	Peak	H	-	-	-71.04	19.02	54.98	73.98	-19.00

Table 7-34. Radiated Spurious Emissions Measurements Antenna 3b

FCC ID: BCGA2995		MEASUREMENT REPORT (CERTIFICATION)	Approved by: Technical Manager
Test Report S/N: 1C2405200018-19.BCG	Test Dates: 5/20/2024 - 7/12/2024	EUT Type: Tablet Device	Page 176 of 242

V 10.6 10/27/2023



Plot 7-249. Radiated Spurious Emissions 1-18GHz Antenna 3b (NB UNII BDR ePA – 5245MHz)

Mode: BDR

Data Rate: 1Mbps

Power Scheme: ePA

Distance of Measurements: 3 Meters

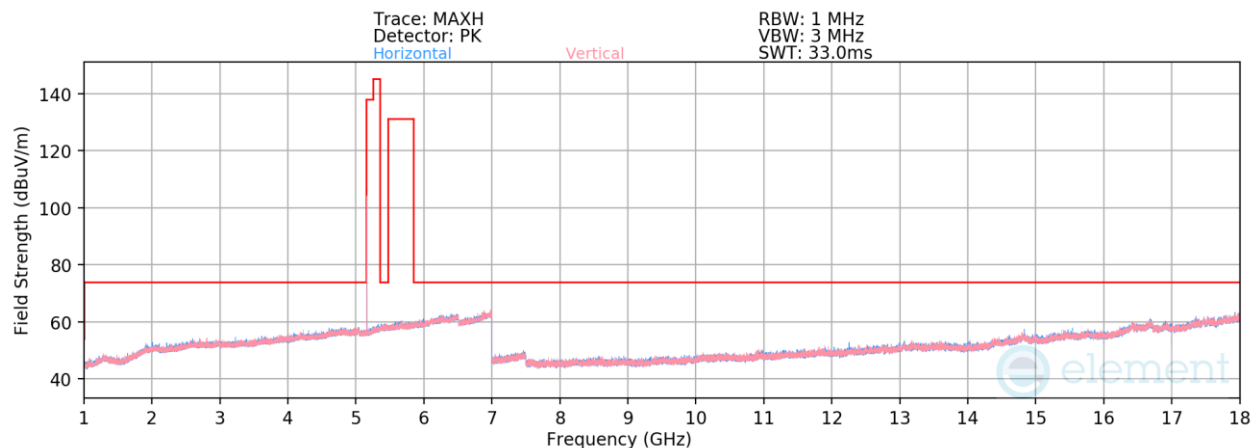
Operating Frequency: 5245MHz

Frequency [MHz]	Detector	Ant. Pol. [H/V]	Antenna Height [cm]	Turntable Azimuth [degree]	Analyzer Level [dBm]	AFCL [dB/m]	Field Strength [dBμV/m]	Limit [dBμV/m]	Margin [dB]
10490.00	Peak	H	-	-	-70.63	12.85	49.22	68.20	-18.98
* 15735.00	Average	H	-	-	-82.21	19.69	44.48	53.98	-9.50
* 15735.00	Peak	H	-	-	-71.62	19.69	55.07	73.98	-18.91

Table 7-35. Radiated Spurious Emissions Measurements Antenna 3b

FCC ID: BCGA2995		MEASUREMENT REPORT (CERTIFICATION)	Approved by: Technical Manager
Test Report S/N: 1C2405200018-19.BCG	Test Dates: 5/20/2024 - 7/12/2024	EUT Type: Tablet Device	Page 177 of 242

V 10.6 10/27/2023



Plot 7-250. Radiated Spurious Emissions 1-18GHz Antenna 3b (NB UNII HDR4 ePA – 5162MHz)

Mode: HDR4

Data Rate: 4Mbps

Power Scheme: ePA

Distance of Measurements: 3 Meters

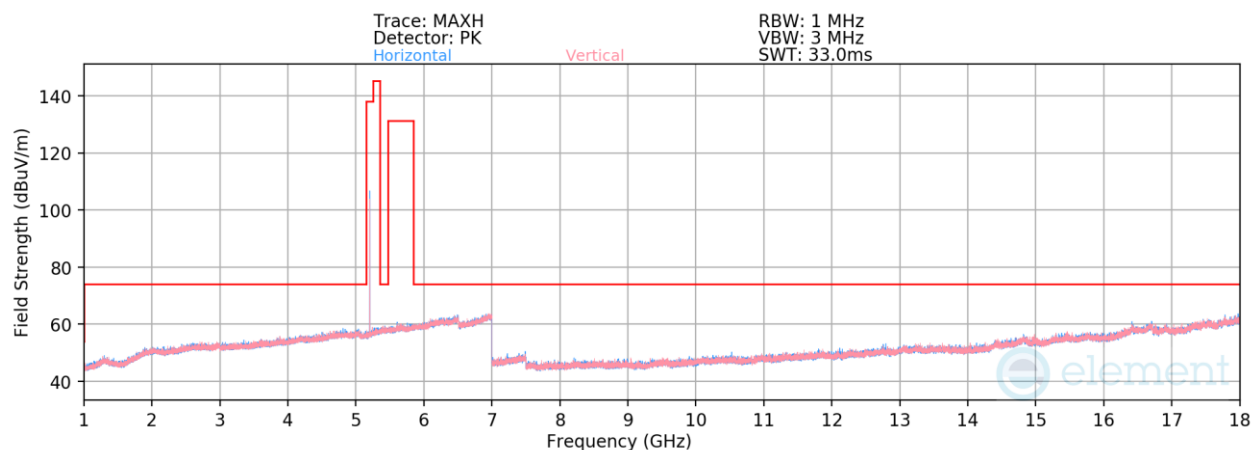
Operating Frequency: 5162MHz

Frequency [MHz]	Detector	Ant. Pol. [H/V]	Antenna Height [cm]	Turntable Azimuth [degree]	Analyzer Level [dBm]	AFCL [dB/m]	Field Strength [dBμV/m]	Limit [dBμV/m]	Margin [dB]
10324.00	Peak	V	-	-	-70.56	12.79	49.23	68.20	-18.97
* 15486.00	Average	V	-	-	-82.77	19.48	43.71	53.98	-10.27
* 15486.00	Peak	V	-	-	-71.91	19.48	54.57	73.98	-19.41

Table 7-36. Radiated Spurious Emissions Measurements Antenna 3b

FCC ID: BCGA2995		MEASUREMENT REPORT (CERTIFICATION)	Approved by: Technical Manager
Test Report S/N: 1C2405200018-19.BCG	Test Dates: 5/20/2024 - 7/12/2024	EUT Type: Tablet Device	Page 178 of 242

V 10.6 10/27/2023



Plot 7-251. Radiated Spurious Emissions 1-18GHz Antenna 3b (NB UNII HDR4 ePA – 5204MHz)

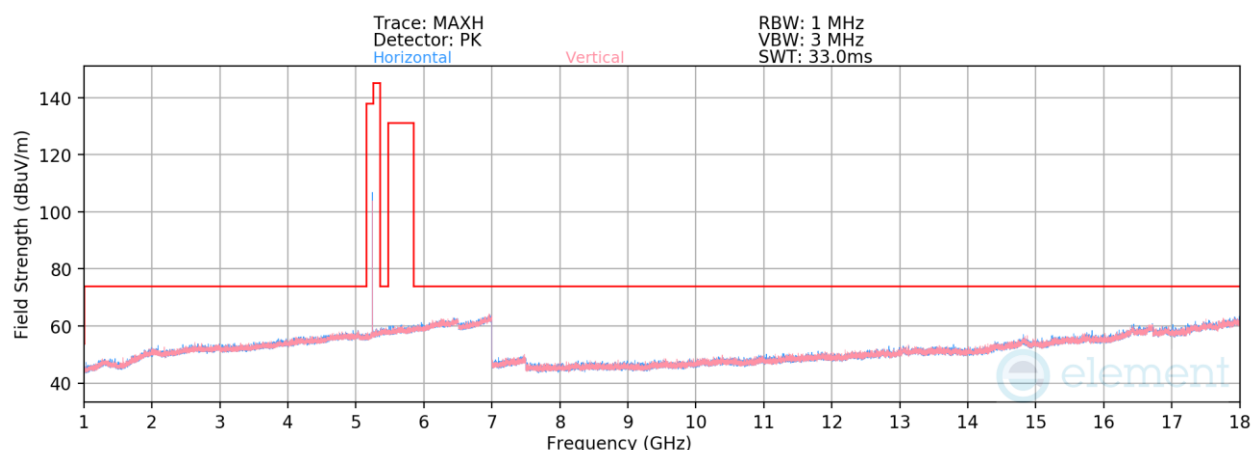
Mode: HDR4
Data Rate: 4Mbps
Power Scheme: ePA
Distance of Measurements: 3 Meters
Operating Frequency: 5204MHz

Frequency [MHz]	Detector	Ant. Pol. [H/V]	Antenna Height [cm]	Turntable Azimuth [degree]	Analyzer Level [dBm]	AFCL [dB/m]	Field Strength [dBuV/m]	Limit [dBuV/m]	Margin [dB]
10408.00	Peak	V	-	-	-70.27	12.93	49.66	68.20	-18.54
* 15612.00	Average	V	-	-	-82.61	19.02	43.41	53.98	-10.57
* 15612.00	Peak	V	-	-	-71.65	19.02	54.37	73.98	-19.61

Table 7-37. Radiated Spurious Emissions Measurements Antenna 3b

FCC ID: BCGA2995		MEASUREMENT REPORT (CERTIFICATION)	Approved by: Technical Manager
Test Report S/N: 1C2405200018-19.BCG	Test Dates: 5/20/2024 - 7/12/2024	EUT Type: Tablet Device	Page 179 of 242

V 10.6 10/27/2023



Plot 7-252. Radiated Spurious Emissions 1-18GHz Antenna 3b (NB UNII HDR4 ePA – 5245MHz)

Mode: HDR4

Data Rate: 4Mbps


Power Scheme: ePA

Distance of Measurements: 3 Meters

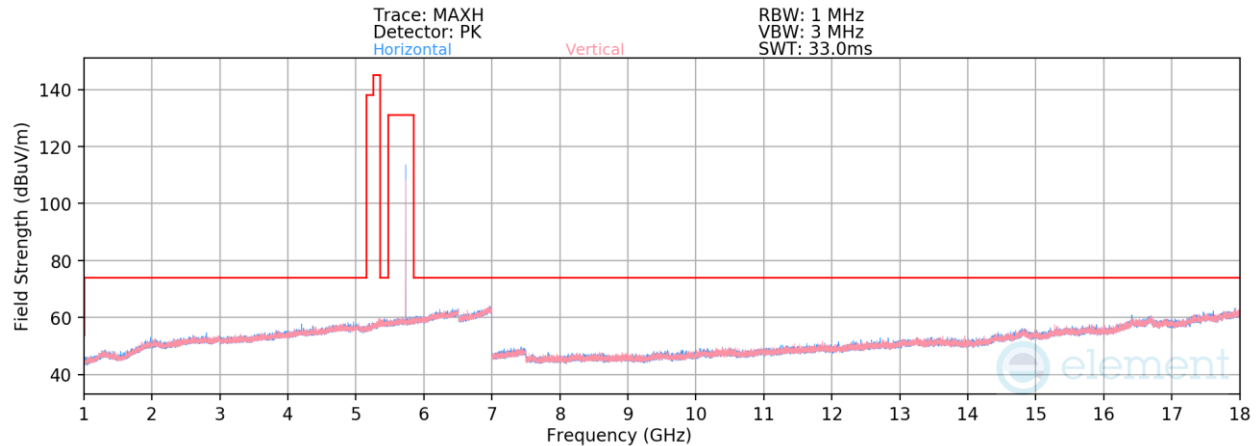
Operating Frequency: 5245MHz

Frequency [MHz]	Detector	Ant. Pol. [H/V]	Antenna Height [cm]	Turntable Azimuth [degree]	Analyzer Level [dBm]	AFCL [dB/m]	Field Strength [dBμV/m]	Limit [dBμV/m]	Margin [dB]
10490.00	Peak	V	-	-	-70.20	12.94	49.74	68.20	-18.46
* 15735.00	Average	V	-	-	-82.42	19.70	44.28	53.98	-9.70
* 15735.00	Peak	V	-	-	-71.73	19.70	54.97	73.98	-19.01

Table 7-38. Radiated Spurious Emissions Measurements Antenna 3b

FCC ID: BCGA2995		MEASUREMENT REPORT (CERTIFICATION)	Approved by: Technical Manager
Test Report S/N: 1C2405200018-19.BCG	Test Dates: 5/20/2024 - 7/12/2024	EUT Type: Tablet Device	Page 180 of 242

V 10.6 10/27/2023



Plot 7-253. Radiated Spurious Emissions 1-18GHz Antenna 3b (NB UNII BDR ePA – 5733MHz)

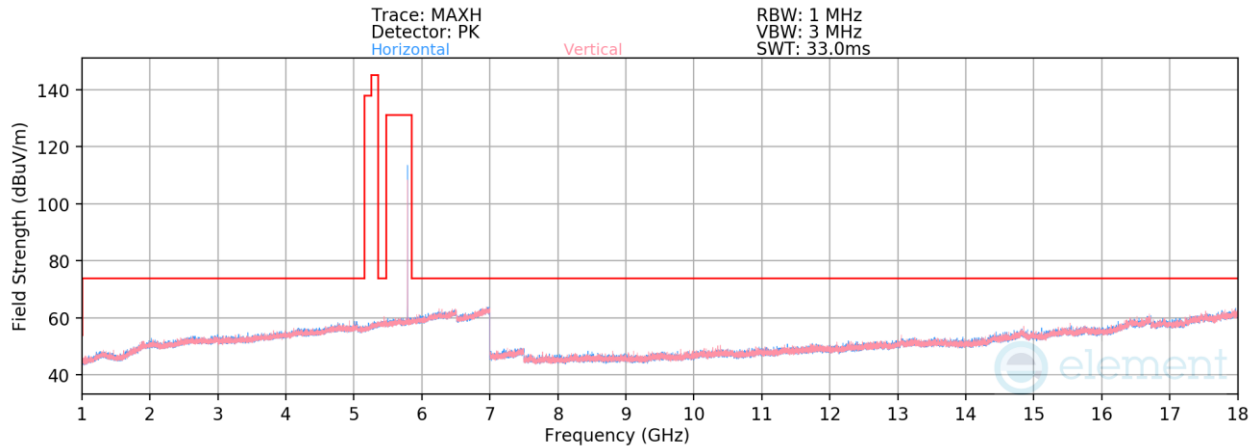
Mode:	BDR
Data Rate:	1Mbps
Power Scheme:	ePA
Distance of Measurements:	3 Meters
Operating Frequency:	5733MHz

	Frequency [MHz]	Detector	Ant. Pol. [H/V]	Antenna Height [cm]	Turntable Azimuth [degree]	Analyzer Level [dBm]	AFCL [dB/m]	Field Strength [dBμV/m]	Limit [dBμV/m]	Margin [dB]
*	11466.00	Average	V	-	-	-81.68	13.46	38.78	53.98	-15.20
*	11466.00	Peak	V	-	-	-70.90	13.46	49.56	73.98	-24.42
	17199.00	Peak	V	-	-	-71.25	23.64	59.39	68.20	-8.81

Table 7-39. Radiated Spurious Emissions Measurements Antenna 3b

FCC ID: BCGA2995		MEASUREMENT REPORT (CERTIFICATION)	Approved by: Technical Manager
Test Report S/N: 1C2405200018-19.BCG	Test Dates: 5/20/2024 - 7/12/2024	EUT Type: Tablet Device	Page 181 of 242

V 10.6 10/27/2023



Plot 7-254. Radiated Spurious Emissions 1-18GHz Antenna 3b (NB UNII BDR ePA – 5789MHz)

Mode: BDR

Data Rate: 1Mbps

Power Scheme: ePA

Distance of Measurements: 3 Meters

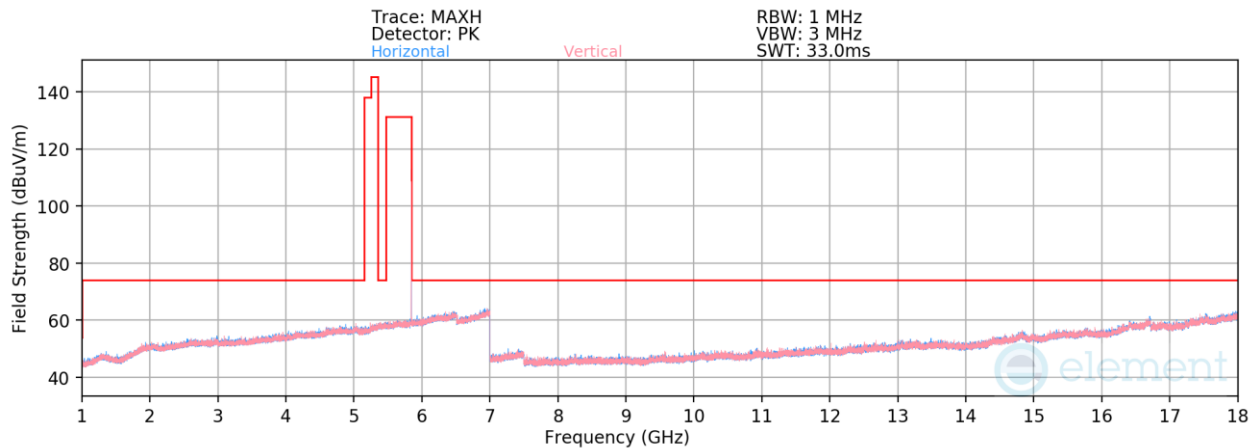
Operating Frequency: 5789MHz

Frequency [MHz]	Detector	Ant. Pol. [H/V]	Antenna Height [cm]	Turntable Azimuth [degree]	Analyzer Level [dBm]	AFCL [dB/m]	Field Strength [dBμV/m]	Limit [dBμV/m]	Margin [dB]
* 11578.00	Average	V	-	-	-82.17	13.99	38.82	53.98	-15.16
* 11578.00	Peak	V	-	-	-71.33	13.99	49.66	73.98	-24.32
17367.00	Peak	V	-	-	-71.39	24.50	60.11	68.20	-8.09

Table 7-40. Radiated Spurious Emissions Measurements Antenna 3b

FCC ID: BCGA2995		MEASUREMENT REPORT (CERTIFICATION)	Approved by: Technical Manager
Test Report S/N: 1C2405200018-19.BCG	Test Dates: 5/20/2024 - 7/12/2024	EUT Type: Tablet Device	Page 182 of 242

V 10.6 10/27/2023



Plot 7-255. Radiated Spurious Emissions 1-18GHz Antenna 3b (NB UNII BDR ePA – 5844MHz)

Mode: BDR

Data Rate: 1Mbps

Power Scheme: ePA

Distance of Measurements: 3 Meters

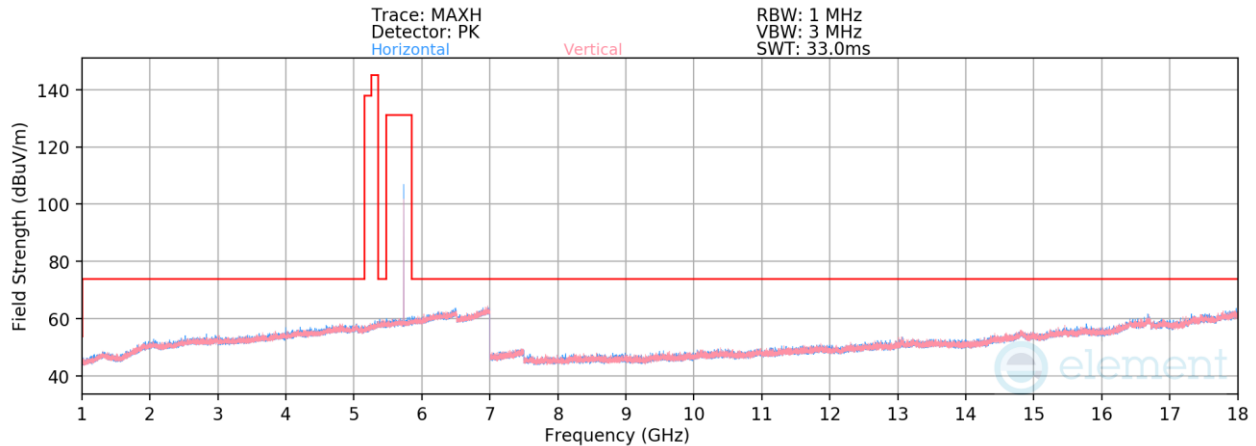
Operating Frequency: 5844MHz

Frequency [MHz]	Detector	Ant. Pol. [H/V]	Antenna Height [cm]	Turntable Azimuth [degree]	Analyzer Level [dBm]	AFCL [dB/m]	Field Strength [dBμV/m]	Limit [dBμV/m]	Margin [dB]
* 11688.00	Average	V	-	-	-81.67	13.80	39.13	53.98	-14.85
* 11688.00	Peak	V	-	-	-70.16	13.80	50.64	73.98	-23.34
17532.00	Peak	V	-	-	-71.44	25.27	60.83	68.20	-7.37

Table 7-41. Radiated Spurious Emissions Measurements Antenna 3b

FCC ID: BCGA2995		MEASUREMENT REPORT (CERTIFICATION)	Approved by: Technical Manager
Test Report S/N: 1C2405200018-19.BCG	Test Dates: 5/20/2024 - 7/12/2024	EUT Type: Tablet Device	Page 183 of 242

V 10.6 10/27/2023



Plot 7-256. Radiated Spurious Emissions 1-18GHz Antenna 3b (NB UNII HDR4 ePA – 5733MHz)

Mode: HDR4

Data Rate: 4Mbps

Power Scheme: ePA

Distance of Measurements: 3 Meters

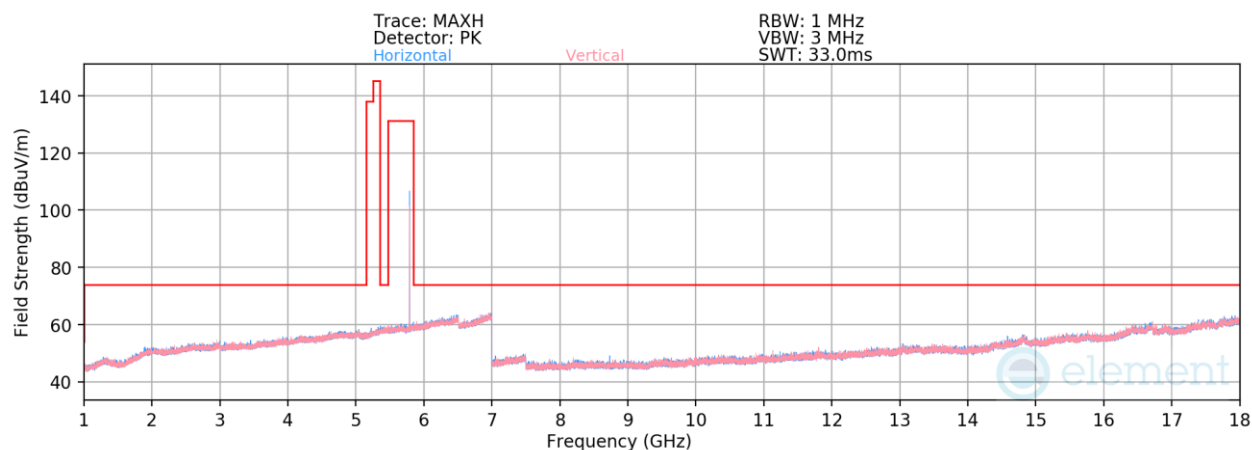
Operating Frequency: 5733MHz

Frequency [MHz]	Detector	Ant. Pol. [H/V]	Antenna Height [cm]	Turntable Azimuth [degree]	Analyzer Level [dBm]	AFCL [dB/m]	Field Strength [dBμV/m]	Limit [dBμV/m]	Margin [dB]
* 11466.00	Average	H	-	-	-81.87	13.67	38.80	53.98	-15.18
* 11466.00	Peak	H	-	-	-70.69	13.67	49.98	73.98	-24.00
17199.00	Peak	H	-	-	-70.93	23.29	59.36	68.20	-8.84

Table 7-42. Radiated Spurious Emissions Measurements Antenna 3b

FCC ID: BCGA2995		MEASUREMENT REPORT (CERTIFICATION)	Approved by: Technical Manager
Test Report S/N: 1C2405200018-19.BCG	Test Dates: 5/20/2024 - 7/12/2024	EUT Type: Tablet Device	Page 184 of 242

V 10.6 10/27/2023



Plot 7-257. Radiated Spurious Emissions 1-18GHz Antenna 3b (NB UNII HDR4 ePA – 5789MHz)

Mode: HDR4

Data Rate: 4Mbps

Power Scheme: ePA

Distance of Measurements: 3 Meters

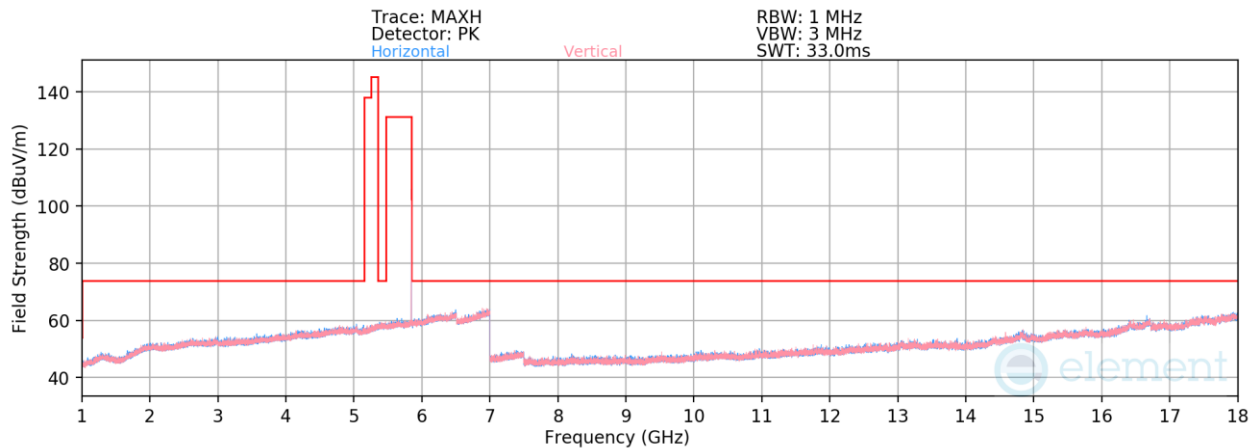
Operating Frequency: 5789MHz

Frequency [MHz]	Detector	Ant. Pol. [H/V]	Antenna Height [cm]	Turntable Azimuth [degree]	Analyzer Level [dBm]	AFCL [dB/m]	Field Strength [dBμV/m]	Limit [dBμV/m]	Margin [dB]
* 11578.00	Average	H	-	-	-81.96	13.99	39.03	53.98	-14.95
* 11578.00	Peak	H	-	-	-70.74	13.99	50.25	73.98	-23.73
17367.00	Peak	H	-	-	-71.41	24.35	59.94	68.20	-8.26

Table 7-43. Radiated Spurious Emissions Measurements Antenna 3b

FCC ID: BCGA2995		MEASUREMENT REPORT (CERTIFICATION)	Approved by: Technical Manager
Test Report S/N: 1C2405200018-19.BCG	Test Dates: 5/20/2024 - 7/12/2024	EUT Type: Tablet Device	Page 185 of 242

V 10.6 10/27/2023



Plot 7-258. Radiated Spurious Emissions 1-18GHz Antenna 3b (NB UNII HDR4 ePA – 5844MHz)

Mode: HDR4

Data Rate: 4Mbps

Power Scheme: ePA

Distance of Measurements: 3 Meters

Operating Frequency: 5844MHz

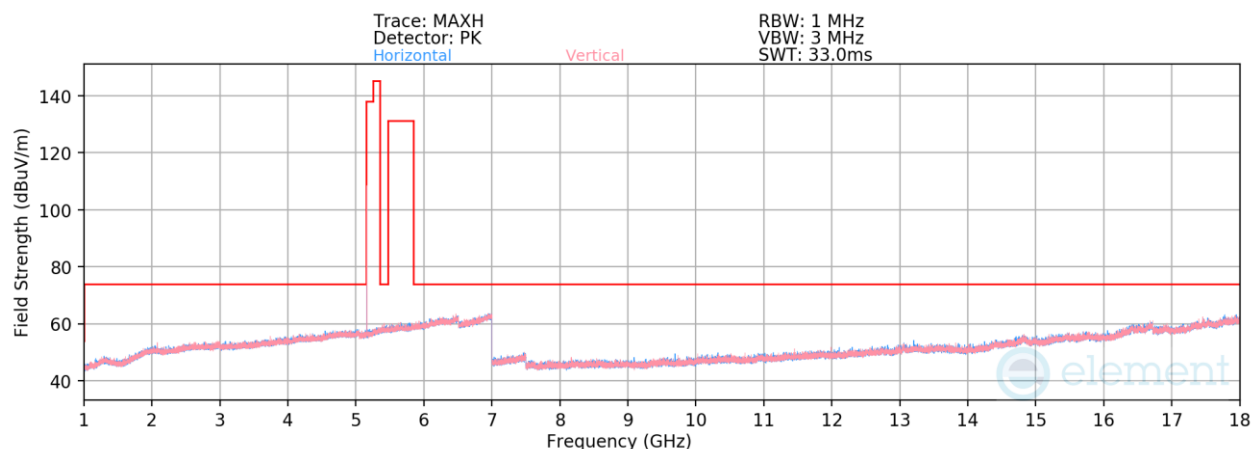
Frequency [MHz]	Detector	Ant. Pol. [H/V]	Antenna Height [cm]	Turntable Azimuth [degree]	Analyzer Level [dBm]	AFCL [dB/m]	Field Strength [dBμV/m]	Limit [dBμV/m]	Margin [dB]
* 11688.00	Average	H	-	-	-81.66	13.94	39.28	53.98	-14.70
* 11688.00	Peak	H	-	-	-70.54	13.94	50.40	73.98	-23.58
17532.00	Peak	H	-	-	-71.25	25.27	61.02	68.20	-7.18

Table 7-44. Radiated Spurious Emissions Measurements Antenna 3b

FCC ID: BCGA2995		MEASUREMENT REPORT (CERTIFICATION)	Approved by: Technical Manager
Test Report S/N: 1C2405200018-19.BCG	Test Dates: 5/20/2024 - 7/12/2024	EUT Type: Tablet Device	Page 186 of 242

V 10.6 10/27/2023

Antenna 1b



Plot 7-259. Radiated Spurious Emissions 1-18GHz Antenna 1b (NB UNII BDR ePA – 5162MHz)

Mode: BDR

Data Rate: 1Mbps

Power Scheme: ePA

Distance of Measurements: 3 Meters

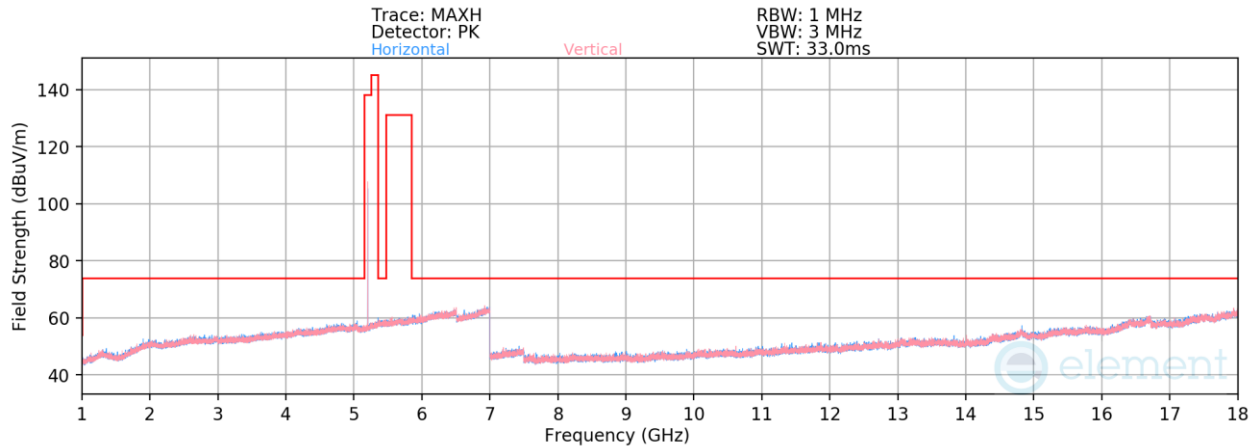
Operating Frequency: 5162MHz

Frequency [MHz]	Detector	Ant. Pol. [H/V]	Antenna Height [cm]	Turntable Azimuth [degree]	Analyzer Level [dBm]	AFCL [dB/m]	Field Strength [dBμV/m]	Limit [dBμV/m]	Margin [dB]
10324.00	Peak	H	-	-	-69.62	12.79	50.17	68.20	-18.03
* 15486.00	Average	H	-	-	-82.82	19.48	43.66	53.98	-10.32
* 15486.00	Peak	H	-	-	-72.41	19.48	54.07	73.98	-19.91

Table 7-45. Radiated Spurious Emissions Measurements Antenna 1b

FCC ID: BCGA2995		MEASUREMENT REPORT (CERTIFICATION)	Approved by: Technical Manager
Test Report S/N: 1C2405200018-19.BCG	Test Dates: 5/20/2024 - 7/12/2024	EUT Type: Tablet Device	Page 187 of 242

V 10.6 10/27/2023



Plot 7-260. Radiated Spurious Emissions 1-18GHz Antenna 1b (NB UNII BDR ePA – 5204MHz)

Mode: BDR

Data Rate: 1Mbps

Power Scheme: ePA

Distance of Measurements: 3 Meters

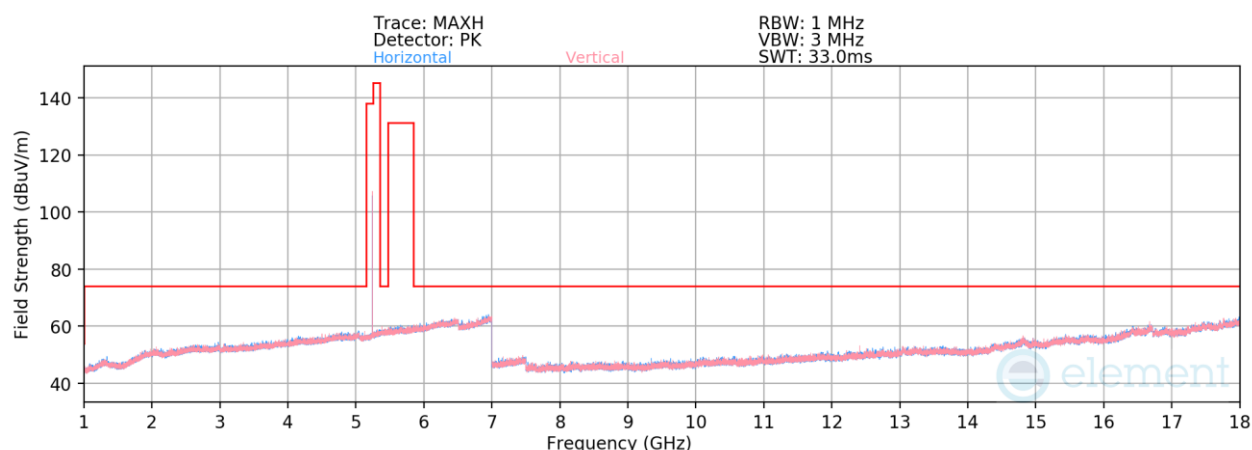
Operating Frequency: 5204MHz

Frequency [MHz]	Detector	Ant. Pol. [H/V]	Antenna Height [cm]	Turntable Azimuth [degree]	Analyzer Level [dBm]	AFCL [dB/m]	Field Strength [dBμV/m]	Limit [dBμV/m]	Margin [dB]
10408.00	Peak	H	-	-	-70.45	12.93	49.48	68.20	-18.72
* 15612.00	Average	H	-	-	-82.34	18.97	43.63	53.98	-10.35
* 15612.00	Peak	H	-	-	-71.65	18.97	54.32	73.98	-19.66

Table 7-46. Radiated Spurious Emissions Measurements Antenna 1b

FCC ID: BCGA2995		MEASUREMENT REPORT (CERTIFICATION)	Approved by: Technical Manager
Test Report S/N: 1C2405200018-19.BCG	Test Dates: 5/20/2024 - 7/12/2024	EUT Type: Tablet Device	Page 188 of 242

V 10.6 10/27/2023



Plot 7-261. Radiated Spurious Emissions 1-18GHz Antenna 1b (NB UNII BDR ePA – 5245MHz)

Mode: BDR

Data Rate: 1Mbps

Power Scheme: ePA

Distance of Measurements: 3 Meters

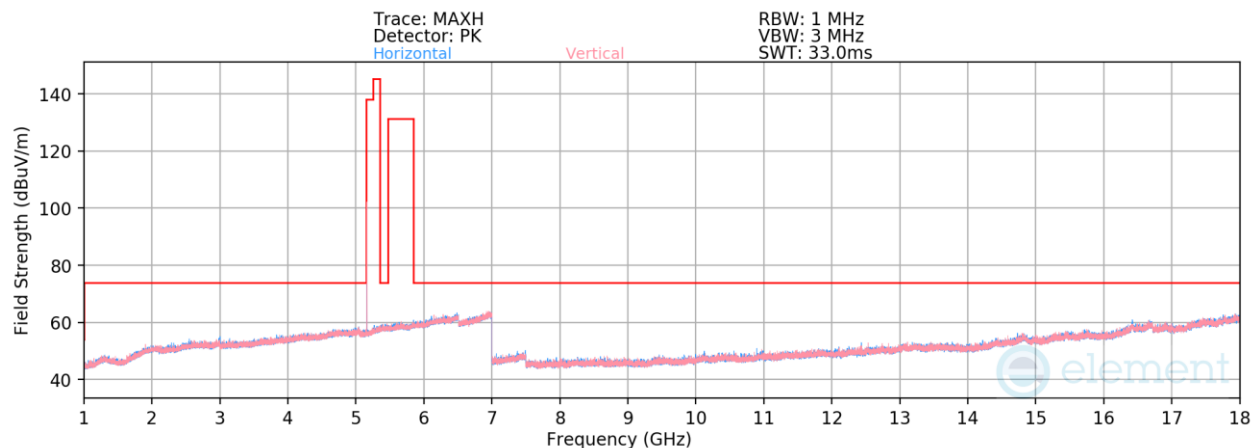
Operating Frequency: 5245MHz

Frequency [MHz]	Detector	Ant. Pol. [H/V]	Antenna Height [cm]	Turntable Azimuth [degree]	Analyzer Level [dBm]	AFCL [dB/m]	Field Strength [dBμV/m]	Limit [dBμV/m]	Margin [dB]
10490.00	Peak	H	-	-	-70.79	12.85	49.06	68.20	-19.14
* 15735.00	Average	H	-	-	-82.13	19.69	44.56	53.98	-9.42
* 15735.00	Peak	H	-	-	-71.42	19.69	55.27	73.98	-18.71

Table 7-47. Radiated Spurious Emissions Measurements Antenna 1b

FCC ID: BCGA2995		MEASUREMENT REPORT (CERTIFICATION)	Approved by: Technical Manager
Test Report S/N: 1C2405200018-19.BCG	Test Dates: 5/20/2024 - 7/12/2024	EUT Type: Tablet Device	Page 189 of 242

V 10.6 10/27/2023



Plot 7-262. Radiated Spurious Emissions 1-18GHz Antenna 1b (NB UNII HDR4 ePA – 5162MHz)

Mode: HDR4

Data Rate: 4Mbps

Power Scheme: ePA

Distance of Measurements: 3 Meters

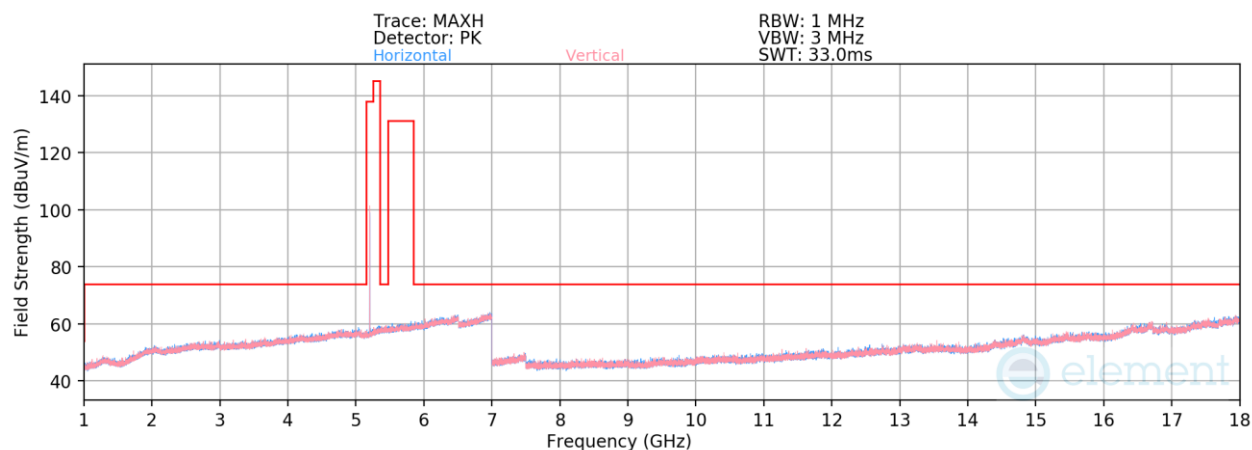
Operating Frequency: 5162MHz

Frequency [MHz]	Detector	Ant. Pol. [H/V]	Antenna Height [cm]	Turntable Azimuth [degree]	Analyzer Level [dBm]	AFCL [dB/m]	Field Strength [dBμV/m]	Limit [dBμV/m]	Margin [dB]
10324.00	Peak	V	-	-	-69.23	12.79	50.56	68.20	-17.64
* 15486.00	Average	V	-	-	-82.92	19.74	43.82	53.98	-10.16
* 15486.00	Peak	V	-	-	-72.38	19.74	54.36	73.98	-19.62

Table 7-48. Radiated Spurious Emissions Measurements Antenna 1b

FCC ID: BCGA2995		MEASUREMENT REPORT (CERTIFICATION)	Approved by: Technical Manager
Test Report S/N: 1C2405200018-19.BCG	Test Dates: 5/20/2024 - 7/12/2024	EUT Type: Tablet Device	Page 190 of 242

V 10.6 10/27/2023



Plot 7-263. Radiated Spurious Emissions 1-18GHz Antenna 1b (NB UNII HDR4 ePA – 5204MHz)

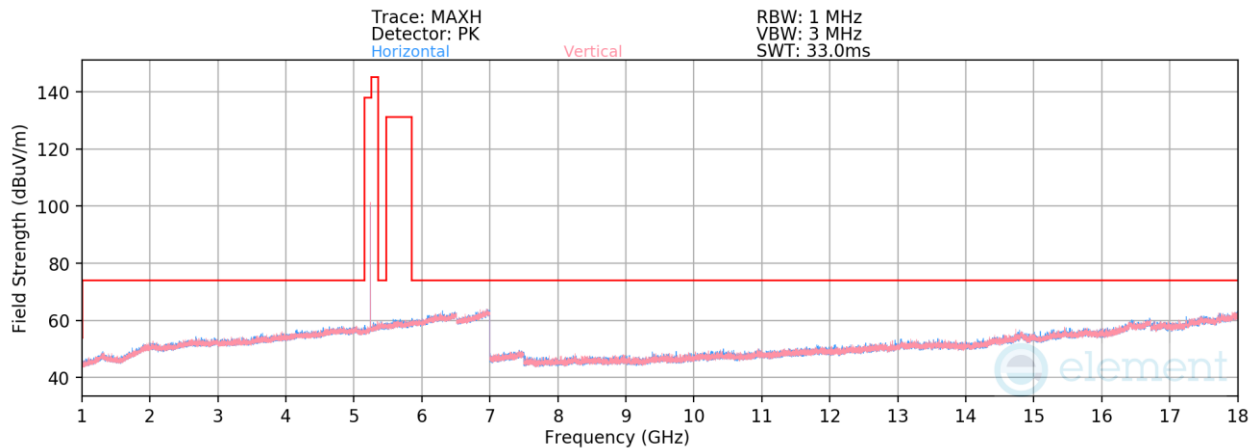
Mode: HDR4
Data Rate: 4Mbps
Power Scheme: ePA
Distance of Measurements: 3 Meters
Operating Frequency: 5204MHz

Frequency [MHz]	Detector	Ant. Pol. [H/V]	Antenna Height [cm]	Turntable Azimuth [degree]	Analyzer Level [dBm]	AFCL [dB/m]	Field Strength [dBμV/m]	Limit [dBμV/m]	Margin [dB]
10408.00	Peak	V	-	-	-70.13	12.93	49.80	68.20	-18.40
* 15612.00	Average	V	-	-	-82.47	18.95	43.48	53.98	-10.50
* 15612.00	Peak	V	-	-	-71.83	18.95	54.12	73.98	-19.86

Table 7-49. Radiated Spurious Emissions Measurements Antenna 1b

FCC ID: BCGA2995		MEASUREMENT REPORT (CERTIFICATION)	Approved by: Technical Manager
Test Report S/N: 1C2405200018-19.BCG	Test Dates: 5/20/2024 - 7/12/2024	EUT Type: Tablet Device	Page 191 of 242

V 10.6 10/27/2023



Plot 7-264. Radiated Spurious Emissions 1-18GHz Antenna 1b (NB UNII HDR4 ePA – 5245MHz)

Mode: HDR4

Data Rate: 4Mbps

Power Scheme: ePA

Distance of Measurements: 3 Meters

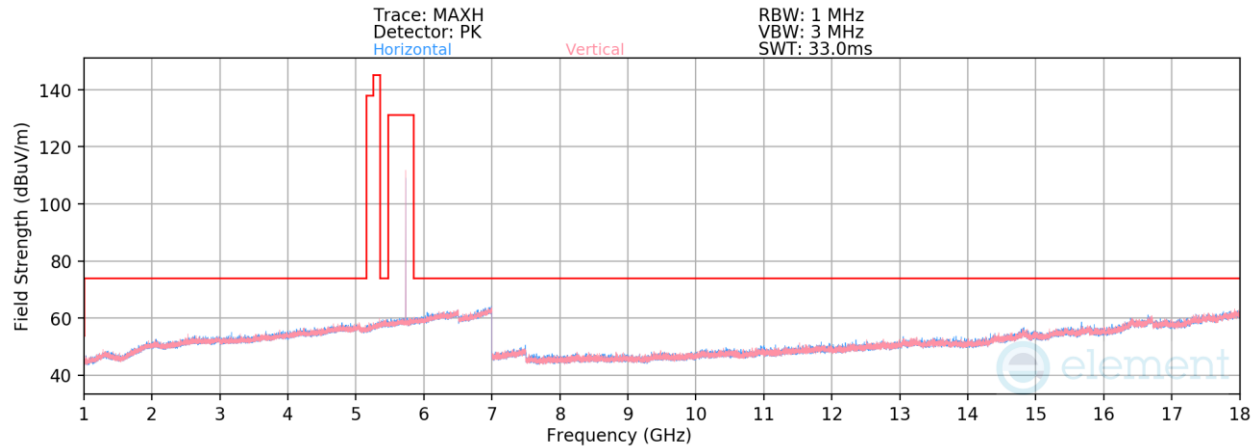
Operating Frequency: 5245MHz

Frequency [MHz]	Detector	Ant. Pol. [H/V]	Antenna Height [cm]	Turntable Azimuth [degree]	Analyzer Level [dBm]	AFCL [dB/m]	Field Strength [dBμV/m]	Limit [dBμV/m]	Margin [dB]
10490.00	Peak	V	-	-	-70.43	12.59	49.16	68.20	-19.04
* 15735.00	Average	V	-	-	-82.45	19.77	44.32	53.98	-9.66
* 15735.00	Peak	V	-	-	-71.66	19.77	55.11	73.98	-18.87

Table 7-50. Radiated Spurious Emissions Measurements Antenna 1b

FCC ID: BCGA2995		MEASUREMENT REPORT (CERTIFICATION)	Approved by: Technical Manager
Test Report S/N: 1C2405200018-19.BCG	Test Dates: 5/20/2024 - 7/12/2024	EUT Type: Tablet Device	Page 192 of 242

V 10.6 10/27/2023



Plot 7-265. Radiated Spurious Emissions 1-18GHz Antenna 1b (NB UNII BDR ePA – 5733MHz)

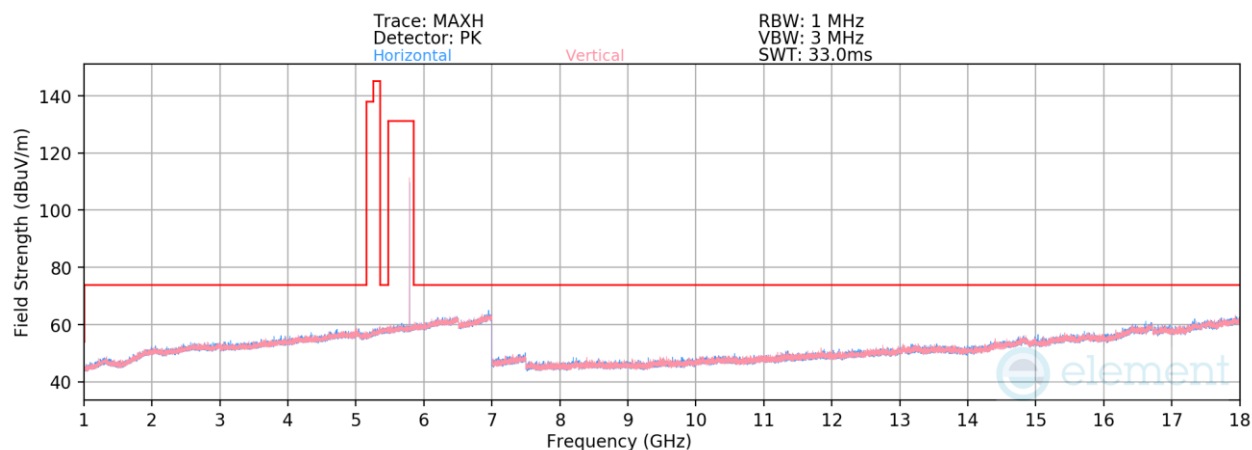
Mode:	BDR
Data Rate:	1Mbps
Power Scheme:	ePA
Distance of Measurements:	3 Meters
Operating Frequency:	5733MHz

	Frequency [MHz]	Detector	Ant. Pol. [H/V]	Antenna Height [cm]	Turntable Azimuth [degree]	Analyzer Level [dBm]	AFCL [dB/m]	Field Strength [dBμV/m]	Limit [dBμV/m]	Margin [dB]
*	11466.00	Average	V	-	-	-81.72	13.46	38.74	53.98	-15.24
*	11466.00	Peak	V	-	-	-70.15	13.46	50.31	73.98	-23.67
	17199.00	Peak	V	-	-	-70.88	23.49	59.61	68.20	-8.59

Table 7-51. Radiated Spurious Emissions Measurements Antenna 1b

FCC ID: BCGA2995		MEASUREMENT REPORT (CERTIFICATION)	Approved by: Technical Manager
Test Report S/N: 1C2405200018-19.BCG	Test Dates: 5/20/2024 - 7/12/2024	EUT Type: Tablet Device	Page 193 of 242

V 10.6 10/27/2023



Plot 7-266. Radiated Spurious Emissions 1-18GHz Antenna 1b (NB UNII BDR ePA – 5789MHz)

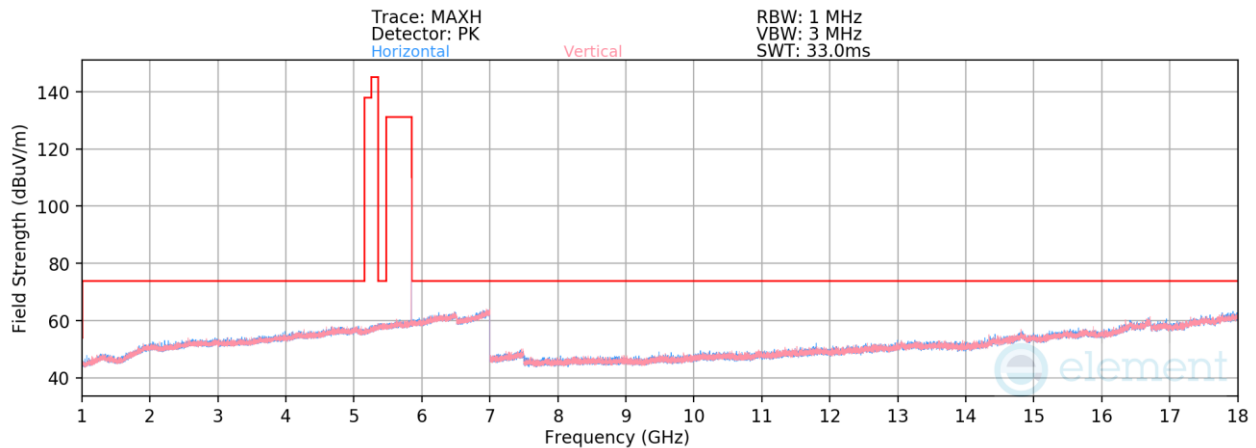
Mode: BDR
Data Rate: 1Mbps
Power Scheme: ePA
Distance of Measurements: 3 Meters
Operating Frequency: 5789MHz

	Frequency [MHz]	Detector	Ant. Pol. [H/V]	Antenna Height [cm]	Turntable Azimuth [degree]	Analyzer Level [dBm]	AFCL [dB/m]	Field Strength [dBμV/m]	Limit [dBμV/m]	Margin [dB]
*	11578.00	Average	V	-	-	-82.18	13.99	38.81	53.98	-15.17
*	11578.00	Peak	V	-	-	-71.26	13.99	49.73	73.98	-24.25
	17367.00	Peak	V	-	-	-71.03	24.60	60.57	68.20	-7.63

Table 7-52. Radiated Spurious Emissions Measurements Antenna 1b

FCC ID: BCGA2995		MEASUREMENT REPORT (CERTIFICATION)	Approved by: Technical Manager
Test Report S/N: 1C2405200018-19.BCG	Test Dates: 5/20/2024 - 7/12/2024	EUT Type: Tablet Device	Page 194 of 242

V 10.6 10/27/2023



Plot 7-267. Radiated Spurious Emissions 1-18GHz Antenna 1b (NB UNII BDR ePA – 5844MHz)

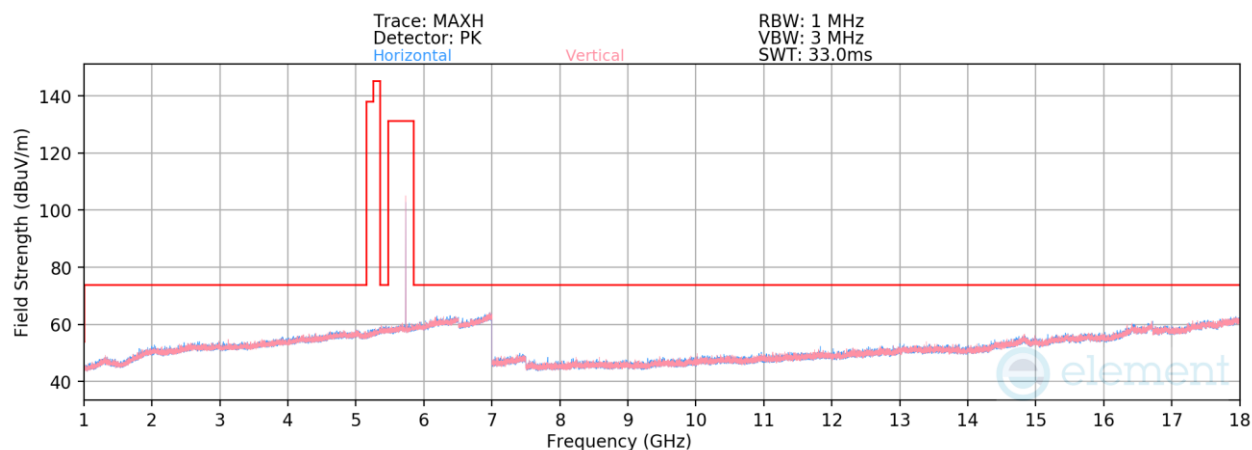
Mode:	BDR
Data Rate:	1Mbps
Power Scheme:	ePA
Distance of Measurements:	3 Meters
Operating Frequency:	5844MHz

	Frequency [MHz]	Detector	Ant. Pol. [H/V]	Antenna Height [cm]	Turntable Azimuth [degree]	Analyzer Level [dBm]	AFCL [dB/m]	Field Strength [dBμV/m]	Limit [dBμV/m]	Margin [dB]
*	11688.00	Average	V	-	-	-81.63	13.71	39.08	53.98	-14.90
*	11688.00	Peak	V	-	-	-70.90	13.71	49.81	73.98	-24.17
	17532.00	Peak	V	-	-	-70.64	25.27	61.63	68.20	-6.57

Table 7-53. Radiated Spurious Emissions Measurements Antenna 1b

FCC ID: BCGA2995		MEASUREMENT REPORT (CERTIFICATION)	Approved by: Technical Manager
Test Report S/N: 1C2405200018-19.BCG	Test Dates: 5/20/2024 - 7/12/2024	EUT Type: Tablet Device	Page 195 of 242

V 10.6 10/27/2023



Plot 7-268. Radiated Spurious Emissions 1-18GHz Antenna 1b (NB UNII HDR4 ePA – 5733MHz)

Mode: HDR4

Data Rate: 4Mbps

Power Scheme: ePA

Distance of Measurements: 3 Meters

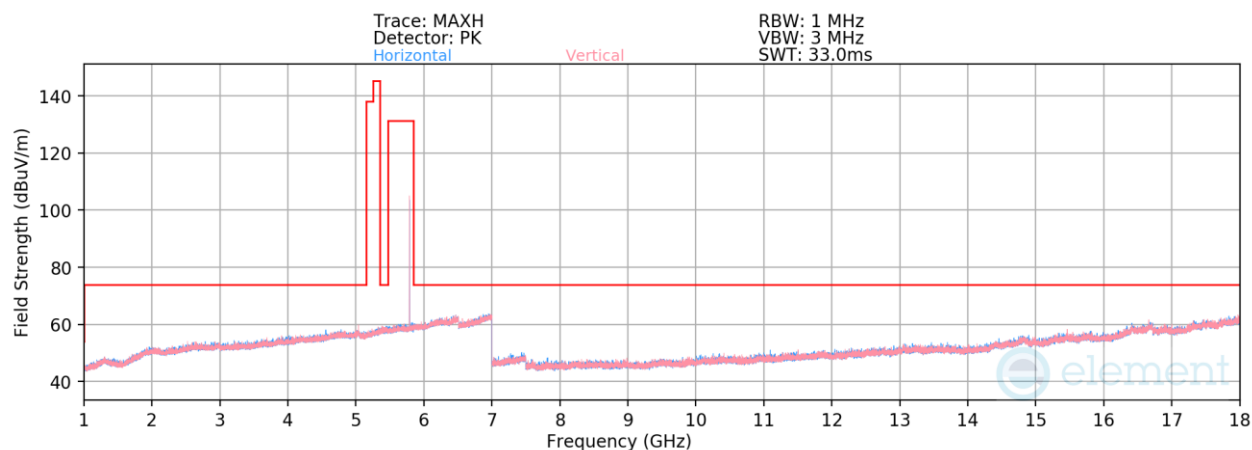
Operating Frequency: 5733MHz

Frequency [MHz]	Detector	Ant. Pol. [H/V]	Antenna Height [cm]	Turntable Azimuth [degree]	Analyzer Level [dBm]	AFCL [dB/m]	Field Strength [dBμV/m]	Limit [dBμV/m]	Margin [dB]
* 11466.00	Average	V	-	-	-81.87	13.60	38.73	53.98	-15.25
* 11466.00	Peak	V	-	-	-71.25	13.60	49.35	73.98	-24.63
17199.00	Peak	V	-	-	-71.74	23.64	58.90	68.20	-9.30

Table 7-54. Radiated Spurious Emissions Measurements Antenna 1b

FCC ID: BCGA2995		MEASUREMENT REPORT (CERTIFICATION)	Approved by: Technical Manager
Test Report S/N: 1C2405200018-19.BCG	Test Dates: 5/20/2024 - 7/12/2024	EUT Type: Tablet Device	Page 196 of 242

V 10.6 10/27/2023



Plot 7-269. Radiated Spurious Emissions 1-18GHz Antenna 1b (NB UNII HDR4 ePA – 5789MHz)

Mode: HDR4

Data Rate: 4Mbps

Power Scheme: ePA

Distance of Measurements: 3 Meters

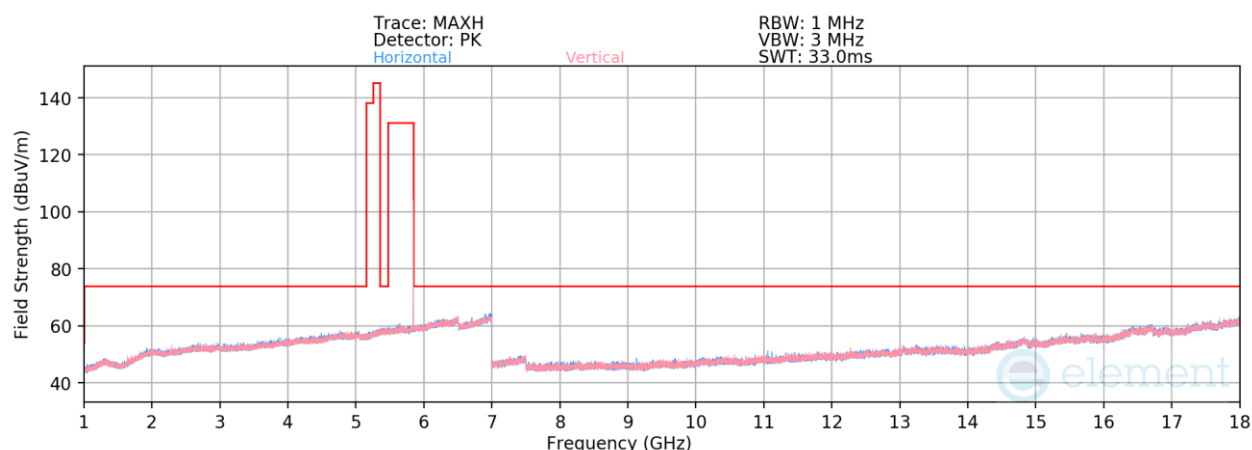
Operating Frequency: 5789MHz

	Frequency [MHz]	Detector	Ant. Pol. [H/V]	Antenna Height [cm]	Turntable Azimuth [degree]	Analyzer Level [dBm]	AFCL [dB/m]	Field Strength [dBμV/m]	Limit [dBμV/m]	Margin [dB]
*	11578.00	Average	V	-	-	-81.68	13.81	39.13	53.98	-14.85
*	11578.00	Peak	V	-	-	-70.76	13.81	50.05	73.98	-23.93
	17367.00	Peak	V	-	-	-70.89	24.27	60.38	68.20	-7.82

Table 7-55. Radiated Spurious Emissions Measurements Antenna 1b

FCC ID: BCGA2995		MEASUREMENT REPORT (CERTIFICATION)	Approved by: Technical Manager
Test Report S/N: 1C2405200018-19.BCG	Test Dates: 5/20/2024 - 7/12/2024	EUT Type: Tablet Device	Page 197 of 242

V 10.6 10/27/2023



Plot 7-270. Radiated Spurious Emissions 1-18GHz Antenna 1b (NB UNII HDR4 ePA – 5844MHz)

Mode: HDR4

Data Rate: 4Mbps

Power Scheme: ePA

Distance of Measurements: 3 Meters

Operating Frequency: 5844MHz

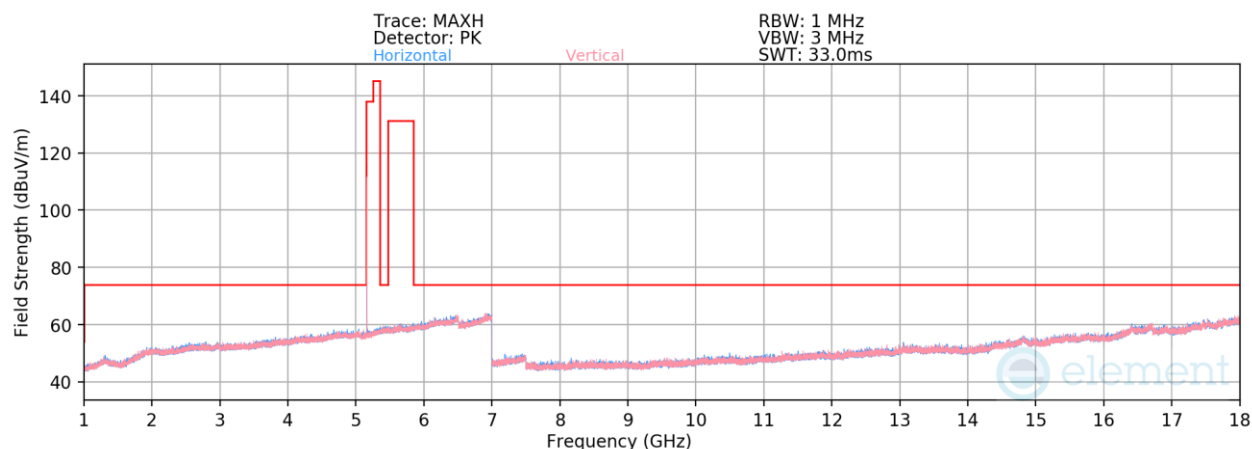
Frequency [MHz]	Detector	Ant. Pol. [H/V]	Antenna Height [cm]	Turntable Azimuth [degree]	Analyzer Level [dBm]	AFCL [dB/m]	Field Strength [dBμV/m]	Limit [dBμV/m]	Margin [dB]
* 11688.00	Average	V	-	-	-81.61	13.71	39.10	53.98	-14.88
* 11688.00	Peak	V	-	-	-70.17	13.71	50.54	73.98	-23.44
17532.00	Peak	V	-	-	-70.80	24.51	60.71	68.20	-7.49

Table 7-56. Radiated Spurious Emissions Measurements Antenna 1b

FCC ID: BCGA2995		MEASUREMENT REPORT (CERTIFICATION)	Approved by: Technical Manager
Test Report S/N: 1C2405200018-19.BCG	Test Dates: 5/20/2024 - 7/12/2024	EUT Type: Tablet Device	Page 198 of 242

V 10.6 10/27/2023

TxBF



Plot 7-271. Radiated Spurious Emissions 1-18GHz TxBF (NB UNII BDR ePA – 5162MHz)

Mode: BDR

Data Rate: 1Mbps

Power Scheme: ePA

Distance of Measurements: 3 Meters

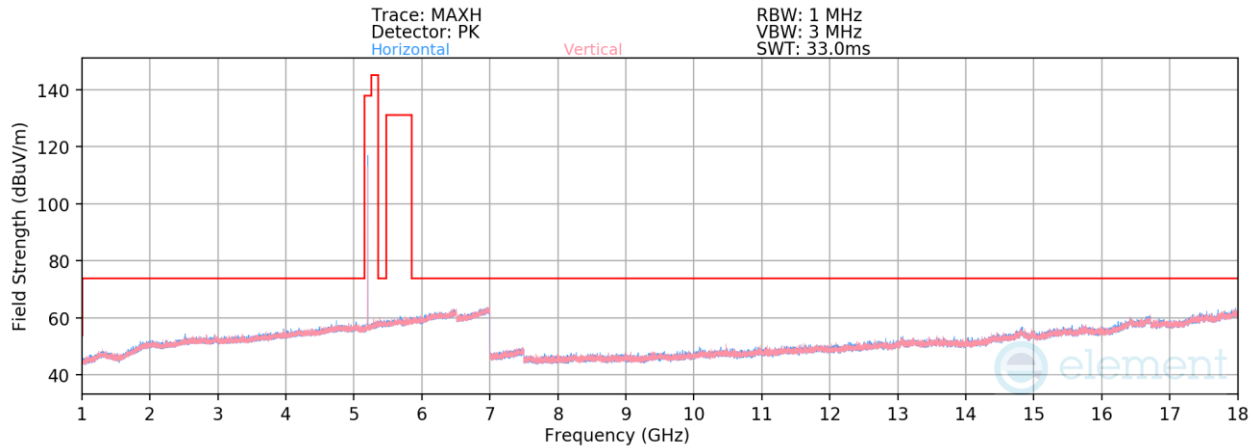
Operating Frequency: 5162MHz

Frequency [MHz]	Detector	Ant. Pol. [H/V]	Antenna Height [cm]	Turntable Azimuth [degree]	Analyzer Level [dBm]	AFCL [dB/m]	Field Strength [dBμV/m]	Limit [dBμV/m]	Margin [dB]
10324.00	Peak	H	-	-	-69.93	12.39	49.46	68.20	-18.74
* 15486.00	Average	H	-	-	-82.44	19.21	43.77	53.98	-10.21
* 15486.00	Peak	H	-	-	-71.92	19.21	54.29	73.98	-19.69

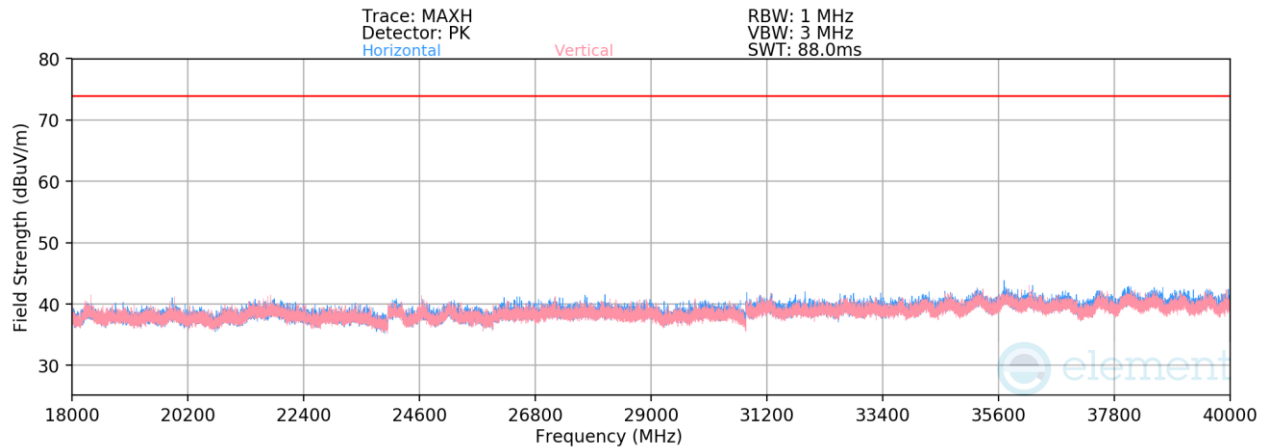
Table 7-57. Radiated Spurious Emissions Measurements TxBF

FCC ID: BCGA2995		MEASUREMENT REPORT (CERTIFICATION)	Approved by: Technical Manager
Test Report S/N: 1C2405200018-19.BCG	Test Dates: 5/20/2024 - 7/12/2024	EUT Type: Tablet Device	Page 199 of 242

V 10.6 10/27/2023



Plot 7-272. Radiated Spurious Emissions 1-18GHz TxBF (NB UNII BDR ePA – 5204MHz)



Plot 7-273. Radiated Spurious Emissions 18-40GHz TxBF (NB UNII BDR ePA – 5204MHz)

Mode: BDR

Data Rate: 1Mbps

Power Scheme: ePA

Distance of Measurements: 3 Meters

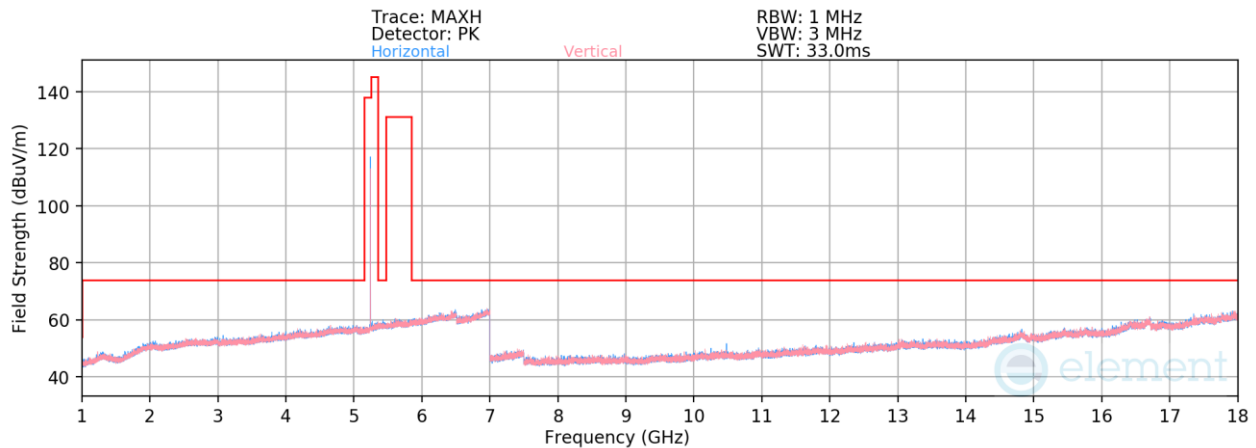
Operating Frequency: 5204MHz

Frequency [MHz]	Detector	Ant. Pol. [H/V]	Antenna Height [cm]	Turntable Azimuth [degree]	Analyzer Level [dBm]	AFCL [dB/m]	Field Strength [dBμV/m]	Limit [dBμV/m]	Margin [dB]
10408.00	Peak	H	-	-	-70.46	12.89	49.43	68.20	-18.77
* 15612.00	Average	H	-	-	-82.41	18.97	43.56	53.98	-10.42
* 15612.00	Peak	H	-	-	-71.32	18.97	54.65	73.98	-19.33

Table 7-58. Radiated Spurious Emissions Measurements TxBF

FCC ID: BCGA2995		MEASUREMENT REPORT (CERTIFICATION)		Approved by: Technical Manager
Test Report S/N: 1C2405200018-19.BCG	Test Dates: 5/20/2024 - 7/12/2024	EUT Type: Tablet Device		Page 200 of 242

V 10.6 10/27/2023



Plot 7-274. Radiated Spurious Emissions 1-18GHz TxBF (NB UNII BDR ePA – 5245MHz)

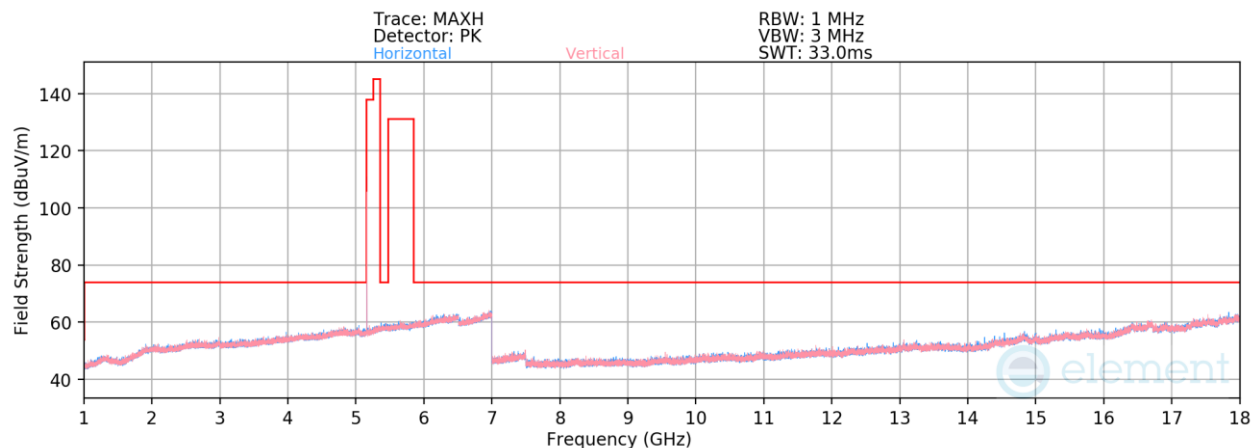
Mode:	BDR
Data Rate:	1Mbps
Power Scheme:	ePA
Distance of Measurements:	3 Meters
Operating Frequency:	5245MHz

Frequency [MHz]	Detector	Ant. Pol. [H/V]	Antenna Height [cm]	Turntable Azimuth [degree]	Analyzer Level [dBm]	AFCL [dB/m]	Field Strength [dBμV/m]	Limit [dBμV/m]	Margin [dB]
10490.00	Peak	H	-	-	-69.95	12.85	49.90	68.20	-18.30
* 15735.00	Average	H	-	-	-82.39	19.70	44.31	53.98	-9.67
* 15735.00	Peak	H	-	-	-71.91	19.70	54.79	73.98	-19.19

Table 7-59. Radiated Spurious Emissions Measurements TxBF

FCC ID: BCGA2995		MEASUREMENT REPORT (CERTIFICATION)	Approved by: Technical Manager
Test Report S/N: 1C2405200018-19.BCG	Test Dates: 5/20/2024 - 7/12/2024	EUT Type: Tablet Device	Page 201 of 242

V 10.6 10/27/2023



Plot 7-275. Radiated Spurious Emissions 1-18GHz TxBF (NB UNII HDR4 ePA – 5162MHz)

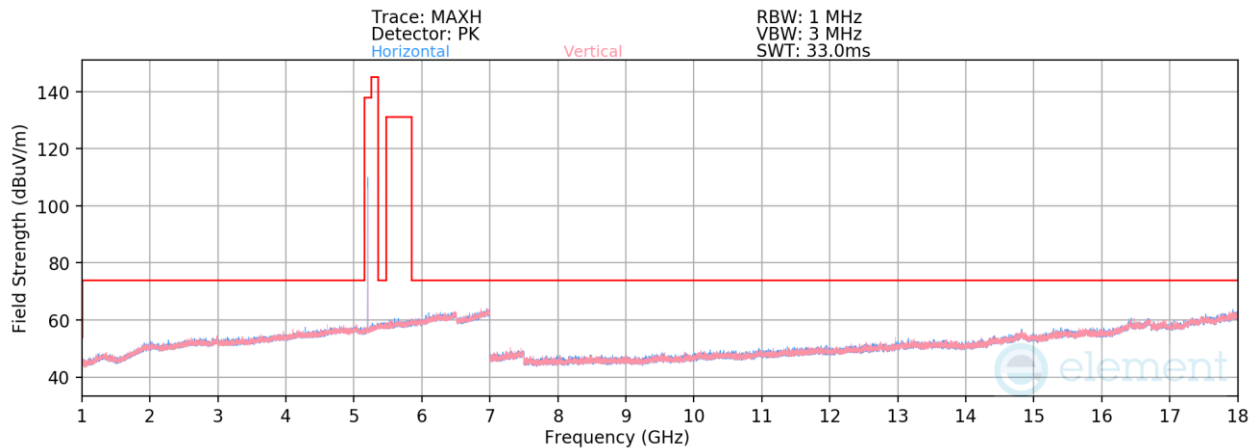
Mode:	HDR4
Data Rate:	4Mbps
Power Scheme:	ePA
Distance of Measurements:	3 Meters
Operating Frequency:	5162MHz

Frequency [MHz]	Detector	Ant. Pol. [H/V]	Antenna Height [cm]	Turntable Azimuth [degree]	Analyzer Level [dBm]	AFCL [dB/m]	Field Strength [dBμV/m]	Limit [dBμV/m]	Margin [dB]
10324.00	Peak	V	-	-	-70.40	12.40	49.00	68.20	-19.20
* 15486.00	Average	V	-	-	-82.60	19.48	43.88	53.98	-10.10
* 15486.00	Peak	V	-	-	-71.93	19.48	54.55	73.98	-19.43

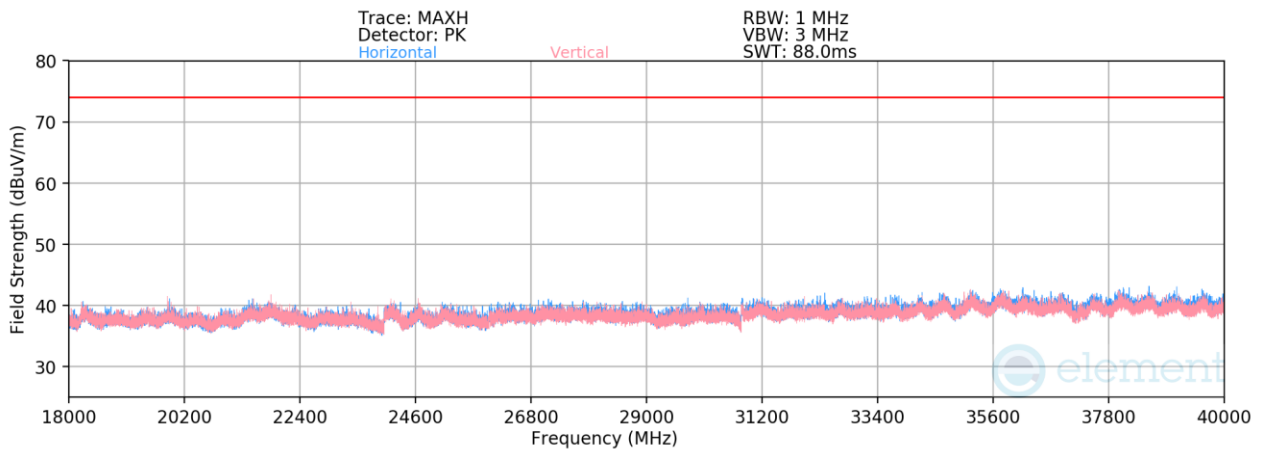
Table 7-60. Radiated Spurious Emissions Measurements TxBF

FCC ID: BCGA2995		MEASUREMENT REPORT (CERTIFICATION)	Approved by: Technical Manager
Test Report S/N: 1C2405200018-19.BCG	Test Dates: 5/20/2024 - 7/12/2024	EUT Type: Tablet Device	Page 202 of 242

V 10.6 10/27/2023



Plot 7-276. Radiated Spurious Emissions 1-18GHz TxBF (NB UNII HDR4 ePA – 5204MHz)



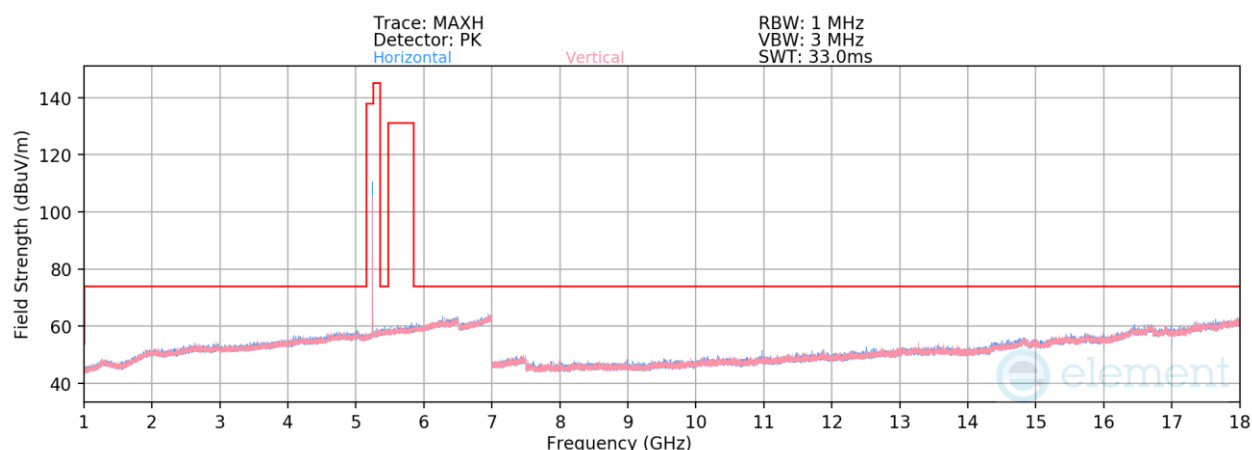
Plot 7-277. Radiated Spurious Emissions 18-40GHz Tx BF (NB UNII HDR4 ePA – 5204MHz)

Mode:	HDR4
Data Rate:	4Mbps
Power Scheme:	ePA
Distance of Measurements:	3 Meters
Operating Frequency:	5204MHz

Frequency [MHz]	Detector	Ant. Pol. [H/V]	Antenna Height [cm]	Turntable Azimuth [degree]	Analyzer Level [dBm]	AFCL [dB/m]	Field Strength [dBμV/m]	Limit [dBμV/m]	Margin [dB]
10408.00	Peak	V	-	-	-69.97	12.82	49.85	68.20	-18.35
* 15612.00	Average	V	-	-	-82.49	18.95	43.46	53.98	-10.52
* 15612.00	Peak	V	-	-	-71.79	18.95	54.16	73.98	-19.82

Table 7-61. Radiated Spurious Emissions Measurements TxBF

FCC ID: BCGA2995		MEASUREMENT REPORT (CERTIFICATION)		Approved by: Technical Manager
Test Report S/N: 1C2405200018-19.BCG	Test Dates: 5/20/2024 - 7/12/2024	EUT Type: Tablet Device		Page 203 of 242



Plot 7-278. Radiated Spurious Emissions 1-18GHz TxBF (NB UNII HDR4 ePA – 5245MHz)

Mode: HDR4

Data Rate: 4Mbps

Power Scheme: ePA

Distance of Measurements: 3 Meters

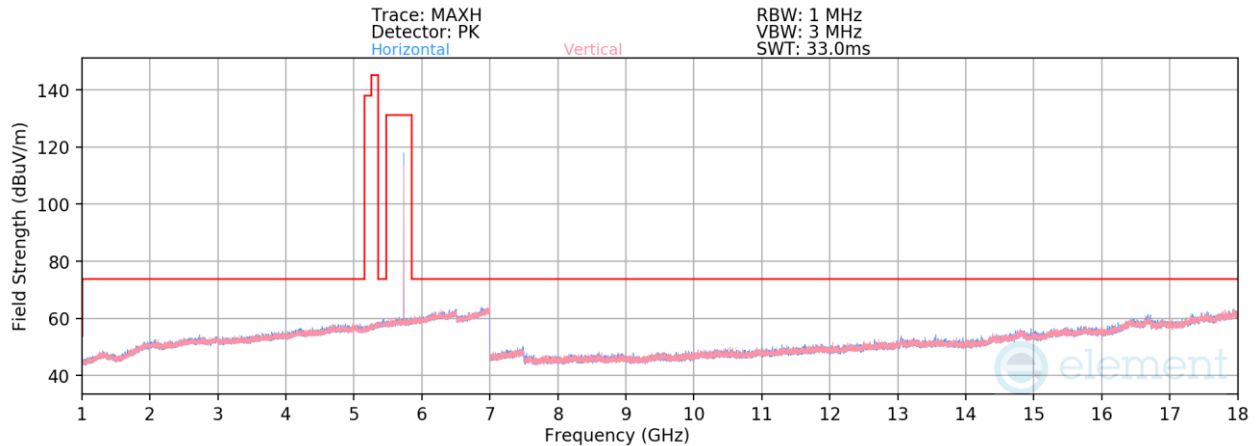
Operating Frequency: 5245MHz

Frequency [MHz]	Detector	Ant. Pol. [H/V]	Antenna Height [cm]	Turntable Azimuth [degree]	Analyzer Level [dBm]	AFCL [dB/m]	Field Strength [dBμV/m]	Limit [dBμV/m]	Margin [dB]
10490.00	Peak	V	-	-	-70.48	12.71	49.23	68.20	-18.97
* 15735.00	Average	V	-	-	-82.48	19.70	44.22	53.98	-9.76
* 15735.00	Peak	V	-	-	-71.81	19.70	54.89	73.98	-19.09

Table 7-62. Radiated Spurious Emissions Measurements TxBF

FCC ID: BCGA2995		MEASUREMENT REPORT (CERTIFICATION)	Approved by: Technical Manager
Test Report S/N: 1C2405200018-19.BCG	Test Dates: 5/20/2024 - 7/12/2024	EUT Type: Tablet Device	Page 204 of 242

V 10.6 10/27/2023



Plot 7-279. Radiated Spurious Emissions 1-18GHz TxBF (NB UNII BDR ePA – 5733MHz)

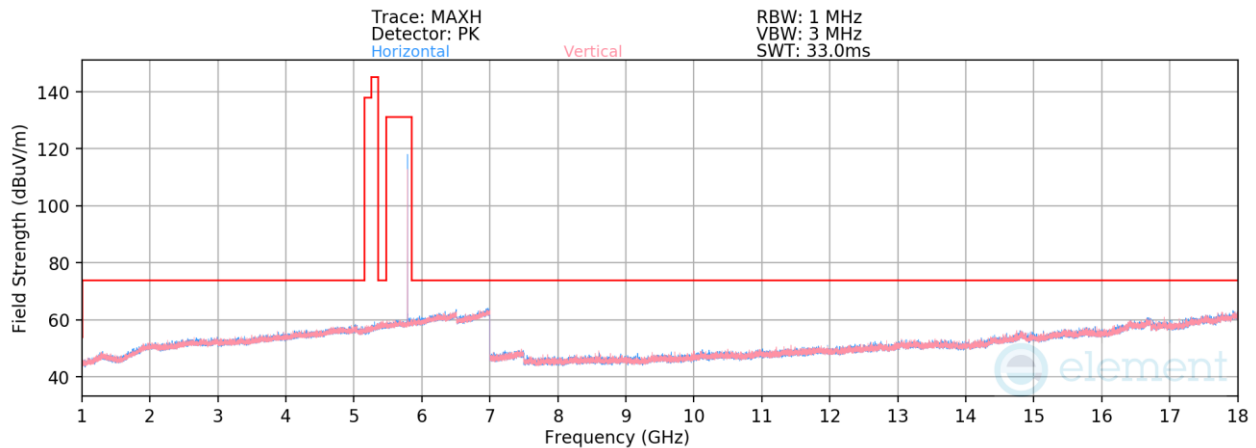
Mode:	BDR
Data Rate:	1Mbps
Power Scheme:	ePA
Distance of Measurements:	3 Meters
Operating Frequency:	5733MHz

	Frequency [MHz]	Detector	Ant. Pol. [H/V]	Antenna Height [cm]	Turntable Azimuth [degree]	Analyzer Level [dBm]	AFCL [dB/m]	Field Strength [dBμV/m]	Limit [dBμV/m]	Margin [dB]
*	11466.00	Average	V	-	-	-81.69	13.46	38.77	53.98	-15.21
*	11466.00	Peak	V	-	-	-70.84	13.46	49.62	73.98	-24.36
	17199.00	Peak	V	-	-	-71.16	23.64	59.48	68.20	-8.72

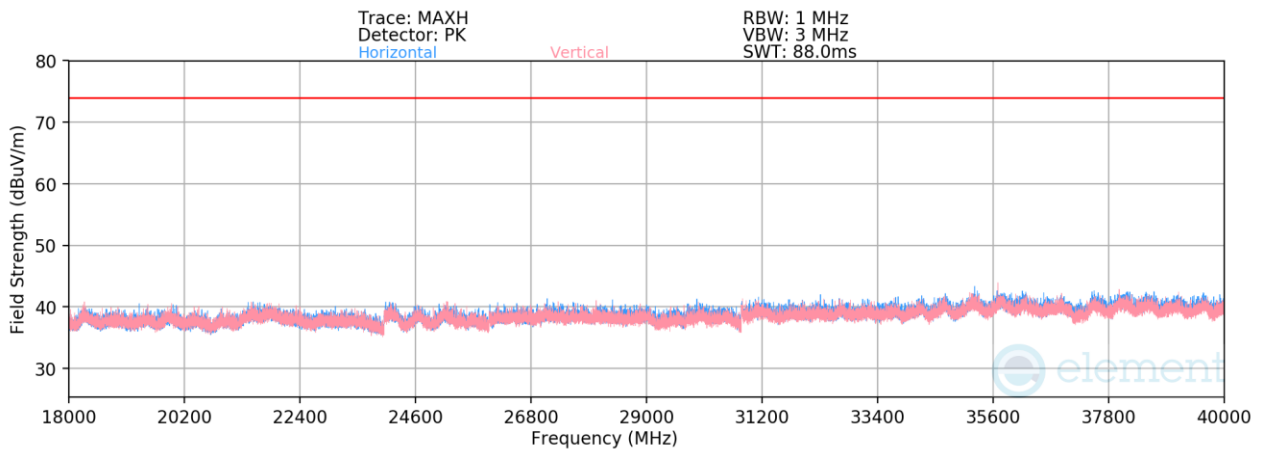
Table 7-63. Radiated Spurious Emissions Measurements TxBF

FCC ID: BCGA2995		MEASUREMENT REPORT (CERTIFICATION)	Approved by: Technical Manager
Test Report S/N: 1C2405200018-19.BCG	Test Dates: 5/20/2024 - 7/12/2024	EUT Type: Tablet Device	Page 205 of 242

V 10.6 10/27/2023



Plot 7-280. Radiated Spurious Emissions 1-18GHz TxBF (NB UNII BDR ePA – 5789MHz)



Plot 7-281. Radiated Spurious Emissions 18-40GHz TxBF (NB UNII BDR ePA – 5789MHz)

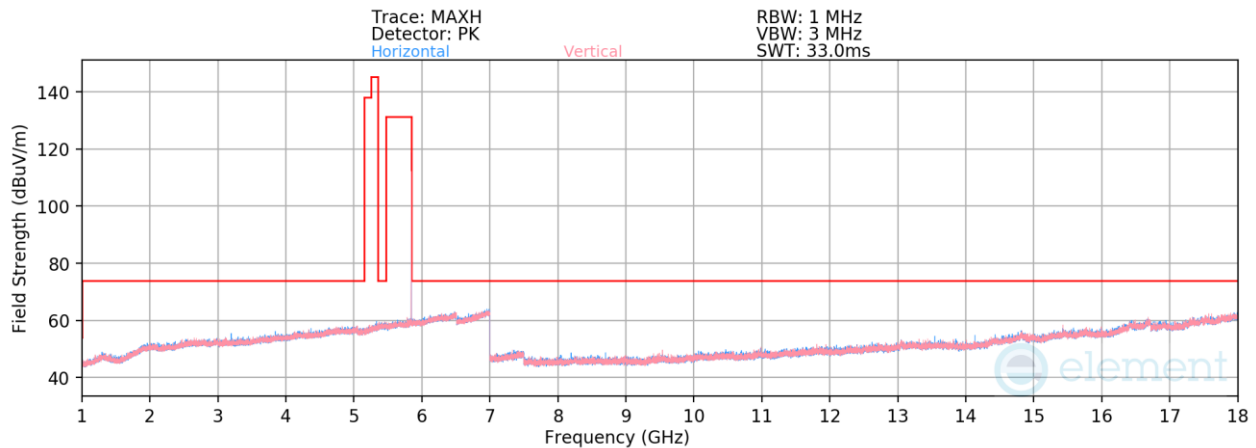
Mode:	BDR
Data Rate:	1Mbps
Power Scheme:	ePA
Distance of Measurements:	3 Meters
Operating Frequency:	5789MHz

Frequency [MHz]	Detector	Ant. Pol. [H/V]	Antenna Height [cm]	Turntable Azimuth [degree]	Analyzer Level [dBm]	AFCL [dB/m]	Field Strength [dBμV/m]	Limit [dBμV/m]	Margin [dB]
* 11578.00	Average	V	-	-	-82.08	13.99	38.91	53.98	-15.07
* 11578.00	Peak	V	-	-	-71.34	13.99	49.65	73.98	-24.33
17367.00	Peak	V	-	-	-82.07	24.50	49.43	68.20	-18.77

Table 7-64. Radiated Spurious Emissions Measurements TxBF

FCC ID: BCGA2995		MEASUREMENT REPORT (CERTIFICATION)		Approved by: Technical Manager
Test Report S/N: 1C2405200018-19.BCG	Test Dates: 5/20/2024 - 7/12/2024	EUT Type: Tablet Device		Page 206 of 242

V 10.6 10/27/2023



Plot 7-282. Radiated Spurious Emissions 1-18GHz TxBF (NB UNII BDR ePA – 5844MHz)

Mode: BDR

Data Rate: 1Mbps

Power Scheme: ePA

Distance of Measurements: 3 Meters

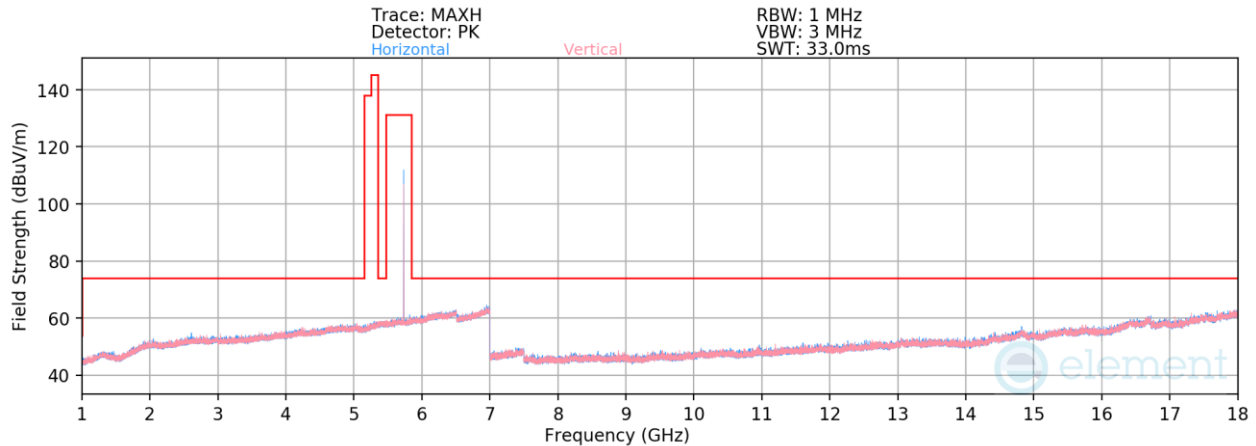
Operating Frequency: 5844MHz

Frequency [MHz]	Detector	Ant. Pol. [H/V]	Antenna Height [cm]	Turntable Azimuth [degree]	Analyzer Level [dBm]	AFCL [dB/m]	Field Strength [dBμV/m]	Limit [dBμV/m]	Margin [dB]
* 11688.00	Average	V	-	-	-81.63	13.61	38.98	53.98	-15.00
* 11688.00	Peak	V	-	-	-70.68	13.61	49.93	73.98	-24.05
17532.00	Peak	V	-	-	-70.97	25.27	61.30	68.20	-6.90

Table 7-65. Radiated Spurious Emissions Measurements TxBF

FCC ID: BCGA2995		MEASUREMENT REPORT (CERTIFICATION)	Approved by: Technical Manager
Test Report S/N: 1C2405200018-19.BCG	Test Dates: 5/20/2024 - 7/12/2024	EUT Type: Tablet Device	Page 207 of 242

V 10.6 10/27/2023



Plot 7-283. Radiated Spurious Emissions 1-18GHz TxBF (NB UNII HDR4 ePA – 5733MHz)

Mode: HDR4

Data Rate: 4Mbps

Power Scheme: ePA

Distance of Measurements: 3 Meters

Operating Frequency: 5733MHz

Frequency [MHz]	Detector	Ant. Pol. [H/V]	Antenna Height [cm]	Turntable Azimuth [degree]	Analyzer Level [dBm]	AFCL [dB/m]	Field Strength [dBμV/m]	Limit [dBμV/m]	Margin [dB]
* 11466.00	Average	V	-	-	-81.83	13.55	38.72	53.98	-15.26
* 11466.00	Peak	V	-	-	-70.82	13.55	49.73	73.98	-24.25
17199.00	Peak	V	-	-	-70.05	23.29	60.24	68.20	-7.96

Table 7-66. Radiated Spurious Emissions Measurements TxBF

FCC ID: BCGA2995		MEASUREMENT REPORT (CERTIFICATION)	Approved by: Technical Manager
Test Report S/N: 1C2405200018-19.BCG	Test Dates: 5/20/2024 - 7/12/2024	EUT Type: Tablet Device	Page 208 of 242

V 10.6 10/27/2023