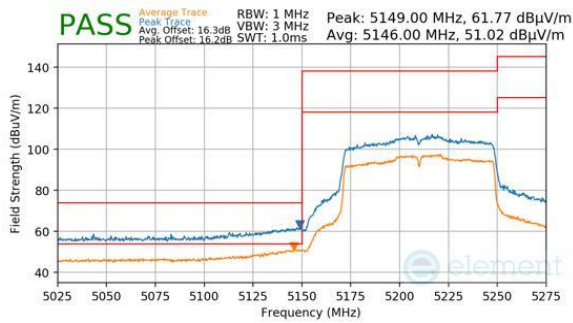
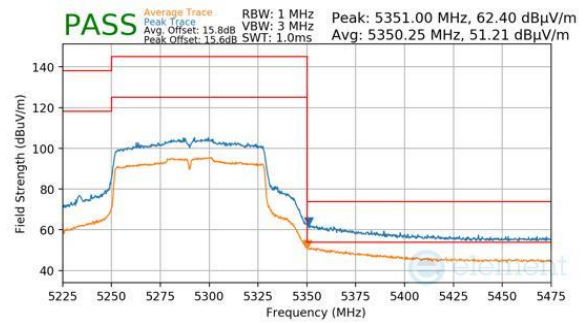


## 7.6.8 Antenna 5T Radiated Band Edge Measurements (80MHz BW)

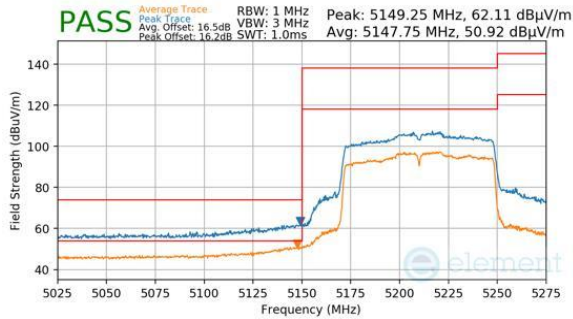
\$15.407(b.1)(b.2) §15.205 §15.209; RSS-Gen [8.9]



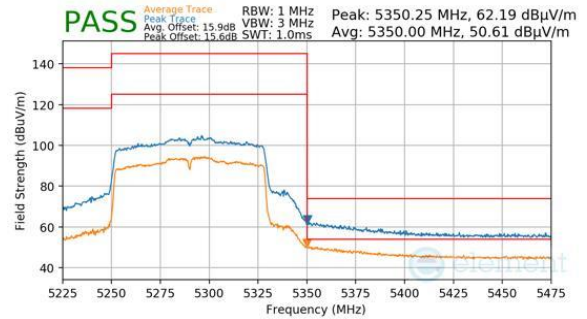
Plot 7-1163. Antenna 5T (Peak & Average, Ch.42, 802.11ac, MCS2)



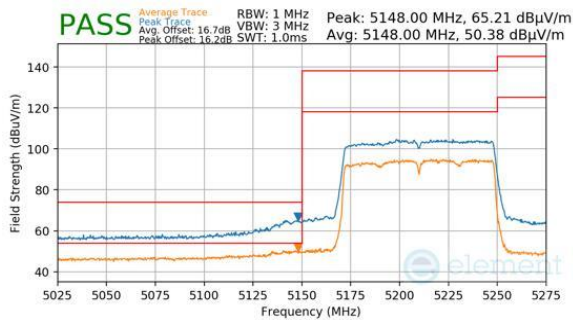
Plot 7-1166. Antenna 5T (Peak & Average, Ch.58, 802.11ac, MCS2)



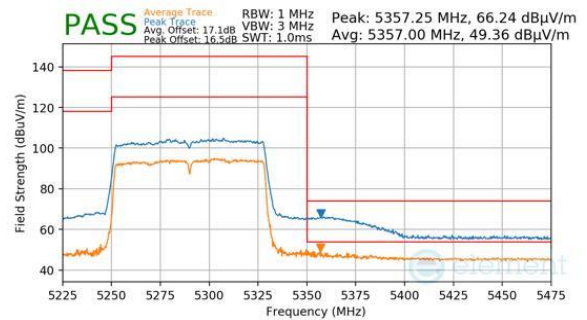
Plot 7-1164. Antenna 5T (Peak & Average, Ch.42, 802.11ac, MCS4)



Plot 7-1167. Antenna 5T (Peak & Average, Ch.58, 802.11ac, MCS4)

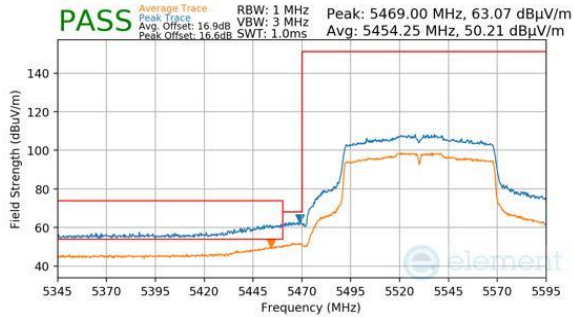


Plot 7-1165. Antenna 5T (Peak & Average, Ch.42, 802.11ac, MCS9)



Plot 7-1168. Antenna 5T (Peak & Average, Ch.58, 802.11ac, MCS9)

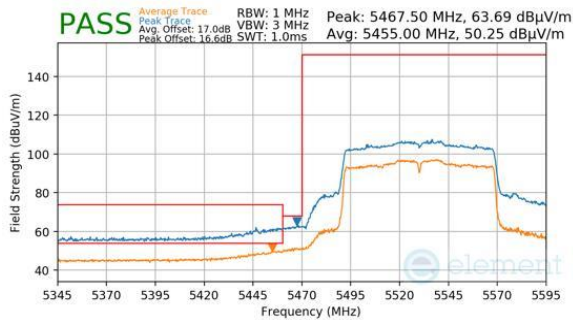
|  |   |                                       |                                 |
|--|---|---------------------------------------|---------------------------------|
| FCC ID: BCGA2995<br>IC: 579C-A2995         |  | MEASUREMENT REPORT<br>(CERTIFICATION) | Approved by:<br>Quality Manager |
| Test Report S/N:<br>1C2405200018-22-R1.BCG | Test Dates:<br>5/20/2024 - 8/28/2024  | EUT Type:<br>Tablet Device            | Page 436 of 595                 |



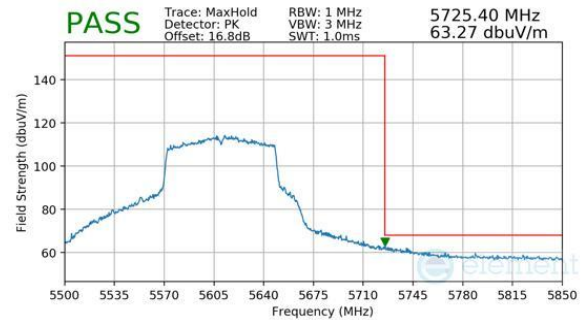
Plot 7-1169. Antenna 5T (Peak & Average, Ch.106, 802.11ac, MCS2)



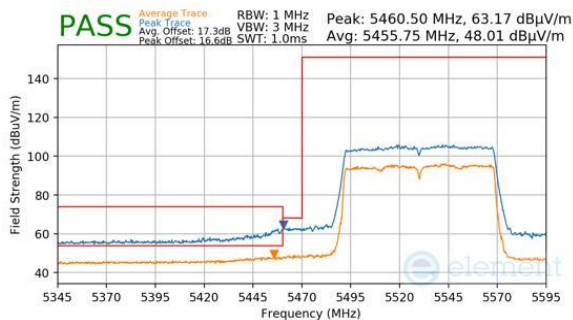
Plot 7-1172. (FCC Only) Antenna 5T (Peak & Average, Ch.122, 802.11ac, MCS2)



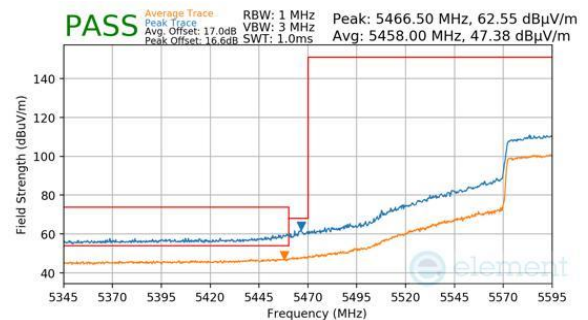
Plot 7-1170. Antenna 5T (Peak & Average, Ch.106, 802.11ac, MCS4)



Plot 7-1173. (FCC Only) Antenna 5T (Peak, Ch.122, 802.11ac, MCS4)

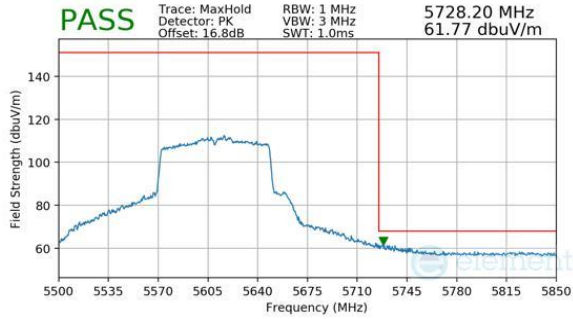


Plot 7-1171. Antenna 5T (Peak & Average, Ch.106, 802.11ac, MCS9)

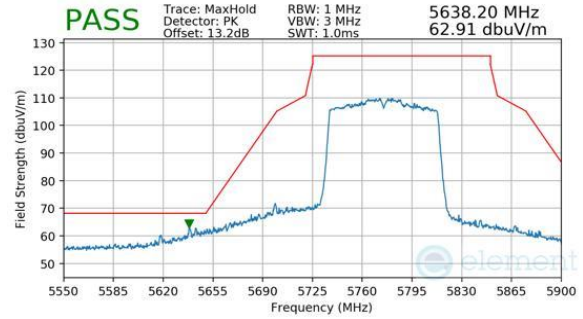


Plot 7-1174. (FCC Only) Antenna 5T (Peak & Average, Ch.122, 802.11ac, MCS4)

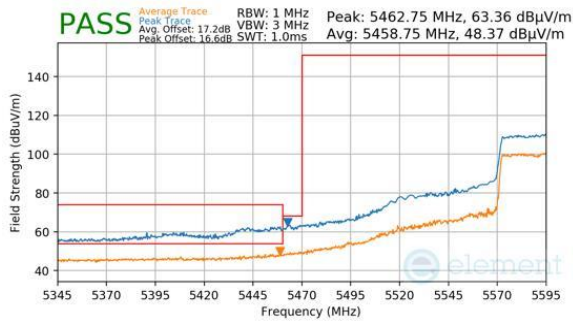
|  |   |                            |                                 |
|--|---|----------------------------|---------------------------------|
| FCC ID: BCGA2995<br>IC: 579C-A2995         |  <b>MEASUREMENT REPORT<br/>(CERTIFICATION)</b> |                            | Approved by:<br>Quality Manager |
| Test Report S/N:<br>1C2405200018-22-R1.BCG | Test Dates:<br>5/20/2024 - 8/28/2024  | EUT Type:<br>Tablet Device | Page 437 of 595                 |



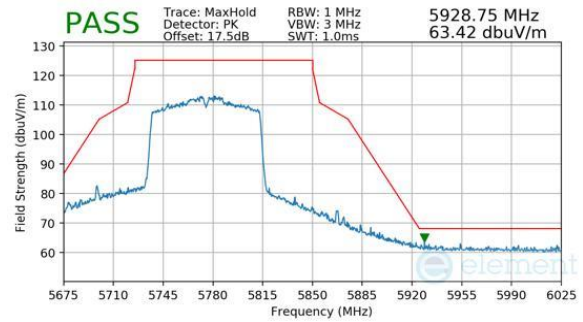
Plot 7-1175. (FCC Only) Antenna 5T (Peak, Ch.122, 802.11ac, MCS4)



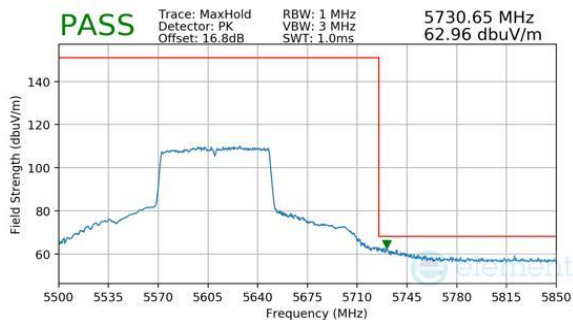
Plot 7-1178. Antenna 5T (Peak, Ch.155, 802.11ac, MCS2)



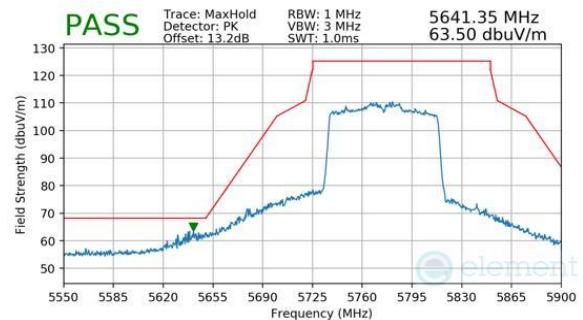
Plot 7-1176. (FCC Only) Antenna 5T (Peak & Average, Ch.122, 802.11ac, MCS9)




Plot 7-1179. Antenna 5T (Peak, Ch.155, 802.11ac, MCS2)

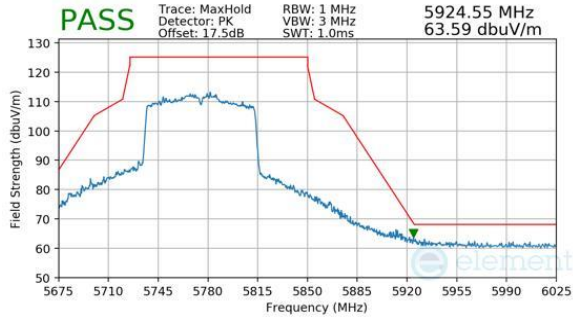


Plot 7-1177. (FCC Only) Antenna 5T (Peak, Ch.122, 802.11ac, MCS9)

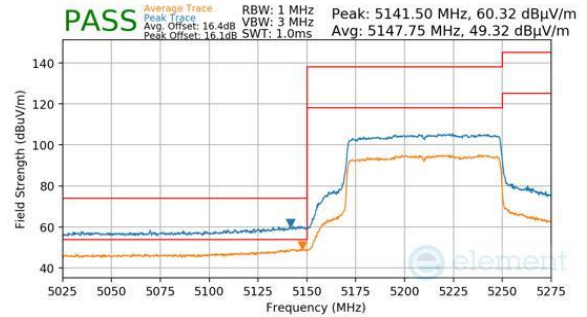


Plot 7-1180. Antenna 5T (Peak, Ch.155, 802.11ac, MCS4)

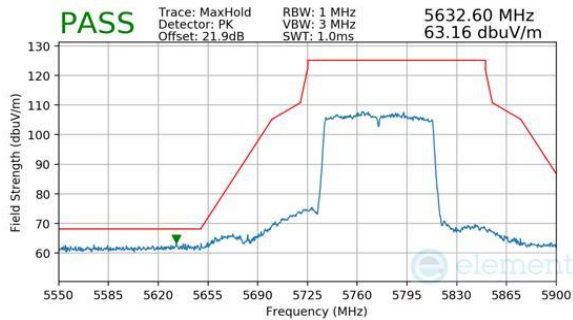
|   |   |                                   |  |
|---|---|-----------------------------------|--|
| FCC ID: BCGA2995<br>IC: 579C-A2995                |  <b>MEASUREMENT REPORT<br/>(CERTIFICATION)</b> |                                   | <b>Approved by:</b><br>Quality Manager |
| <b>Test Report S/N:</b><br>1C2405200018-22-R1.BCG | <b>Test Dates:</b><br>5/20/2024 - 8/28/2024   | <b>EUT Type:</b><br>Tablet Device | Page 438 of 595                        |



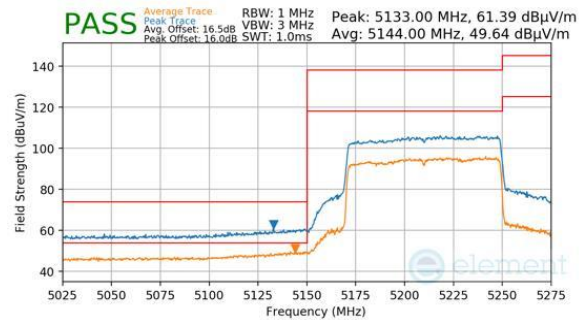
Plot 7-1181. Antenna 5T (Peak, Ch.155, 802.11ac, MCS4)



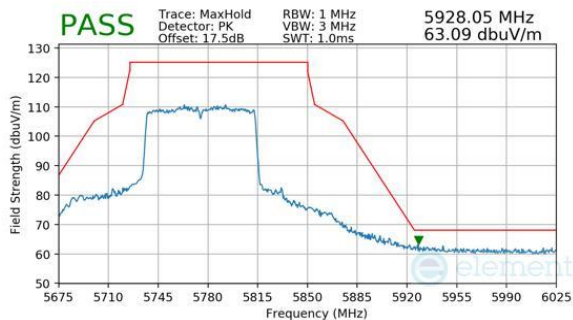
Plot 7-1184. Antenna 5T (Peak & Average, Ch.42, 802.11ax(SU), MCS2)



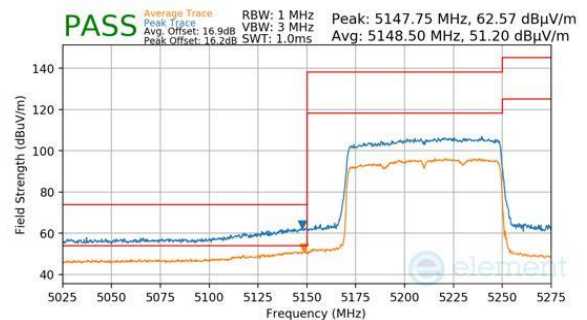
Plot 7-1182. Antenna 5T (Peak, Ch.155, 802.11ac, MCS9)



Plot 7-1185. Antenna 5T (Peak & Average, Ch.42, 802.11ax(SU), MCS4)



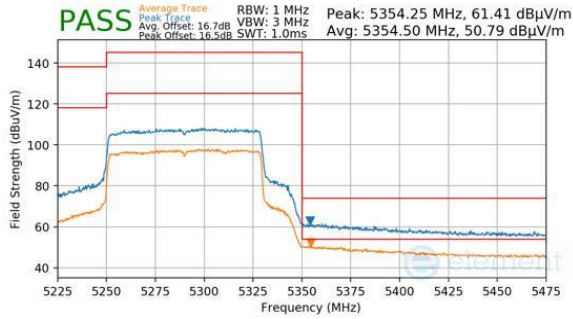
Plot 7-1183. Antenna 5T (Peak, Ch.155, 802.11ac, MCS9)



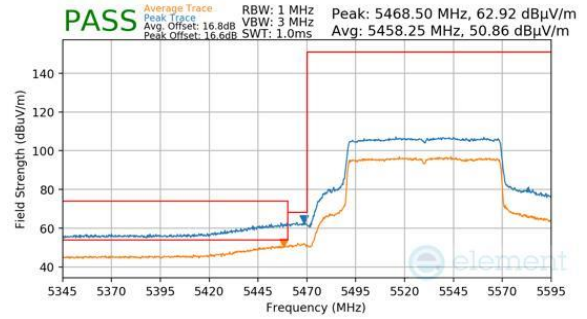
Plot 7-1186. Antenna 5T (Peak & Average, Ch.42, 802.11ax(SU), MCS11)

|   |   |                                   |  |
|---|---|-----------------------------------|--|
| FCC ID: BCGA2995<br>IC: 579C-A2995                |  <b>MEASUREMENT REPORT<br/>(CERTIFICATION)</b> |                                   | <b>Approved by:</b><br>Quality Manager |
| <b>Test Report S/N:</b><br>1C2405200018-22-R1.BCG | <b>Test Dates:</b><br>5/20/2024 - 8/28/2024   | <b>EUT Type:</b><br>Tablet Device | Page 439 of 595                        |

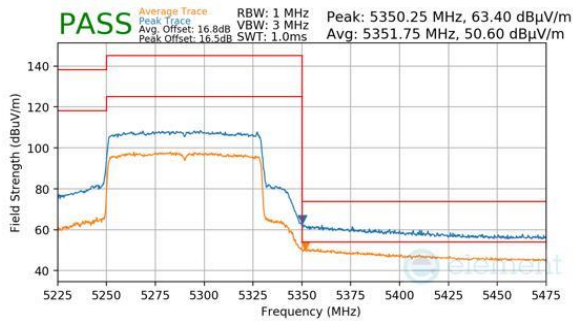




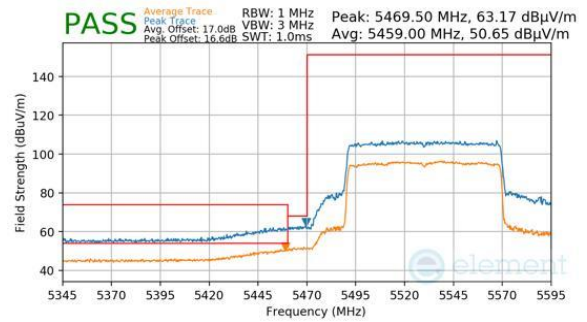
Plot 7-1187. Antenna 5T (Peak & Average, Ch.58, 802.11ax(SU), MCS2)



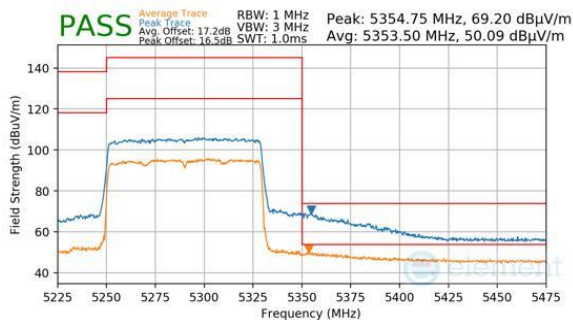
Plot 7-1190. Antenna 5T (Peak & Average, Ch.106, 802.11ax(SU), MCS2)



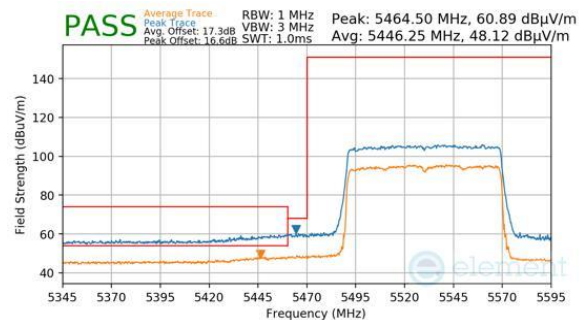
Plot 7-1188. Antenna 5T (Peak & Average, Ch.58, 802.11ax(SU), MCS4)




Plot 7-1191. Antenna 5T (Peak & Average, Ch.106, 802.11ax(SU), MCS4)

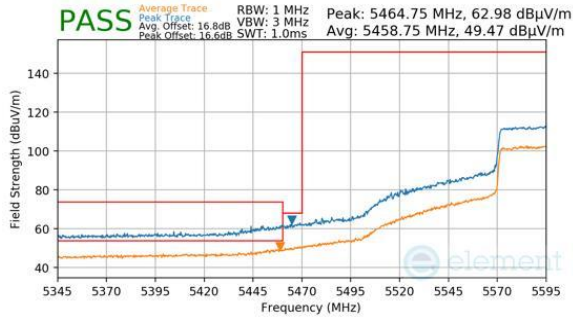


Plot 7-1189. Antenna 5T (Peak & Average, Ch.58, 802.11ax(SU), MCS11)

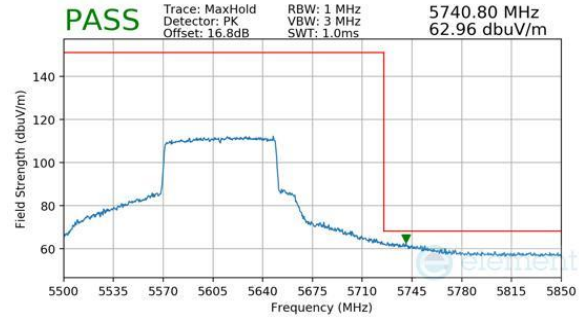


Plot 7-1192. Antenna 5T (Peak & Average, Ch.106, 802.11ax(SU), MCS11)

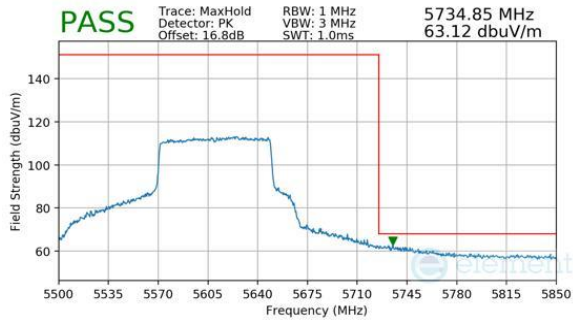
|   |   |                                   |  |
|---|---|-----------------------------------|--|
| FCC ID: BCGA2995<br>IC: 579C-A2995                |  <b>MEASUREMENT REPORT<br/>(CERTIFICATION)</b> |                                   | <b>Approved by:</b><br>Quality Manager |
| <b>Test Report S/N:</b><br>1C2405200018-22-R1.BCG | <b>Test Dates:</b><br>5/20/2024 - 8/28/2024   | <b>EUT Type:</b><br>Tablet Device | Page 440 of 595                        |



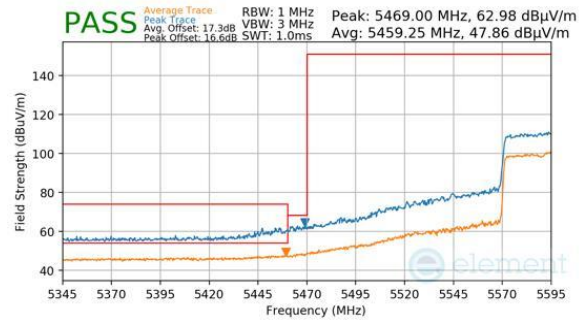
Plot 7-1193. (FCC Only) Antenna 5T (Peak & Average, Ch.122, 802.11ax(SU), MCS2)



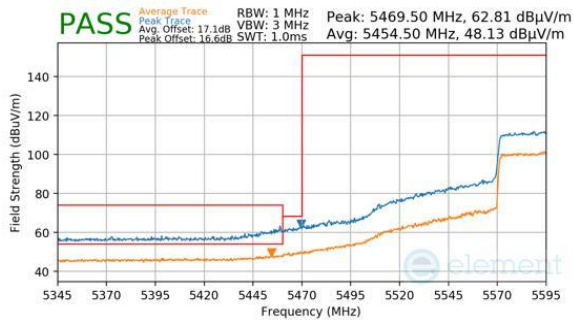
Plot 7-1196. (FCC Only) Antenna 5T (Peak, Ch.122, 802.11ax(SU), MCS4)



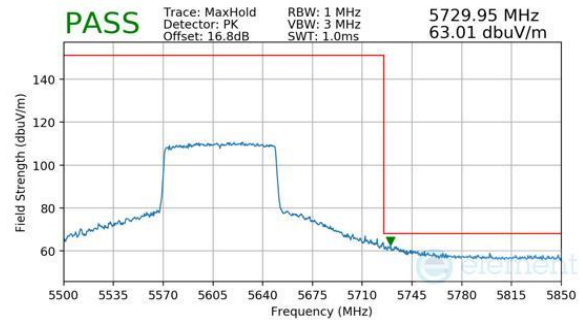
Plot 7-1194. (FCC Only) Antenna 5T (Peak, Ch.122, 802.11ax(SU), MCS2)



Plot 7-1197. (FCC Only) Antenna 5T (Peak & Average, Ch.122, 802.11ax(SU), MCS11)



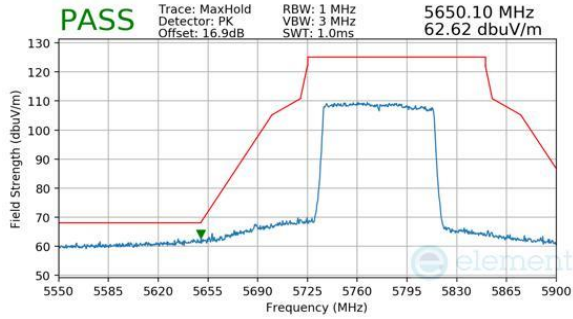
Plot 7-1195. (FCC Only) Antenna 5T (Peak & Average, Ch.122, 802.11ax(SU), MCS4)



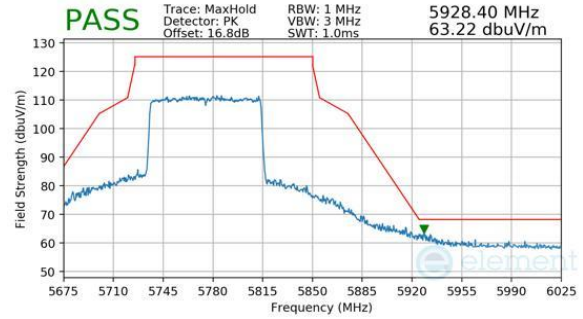
Plot 7-1198. (FCC Only) Antenna 5T (Peak, Ch.122, 802.11ax(SU), MCS11)

|   |   |                                   |  |
|---|---|-----------------------------------|--|
| FCC ID: BCGA2995<br>IC: 579C-A2995                |  <b>MEASUREMENT REPORT<br/>(CERTIFICATION)</b> |                                   | <b>Approved by:</b><br>Quality Manager |
| <b>Test Report S/N:</b><br>1C2405200018-22-R1.BCG | <b>Test Dates:</b><br>5/20/2024 - 8/28/2024   | <b>EUT Type:</b><br>Tablet Device | Page 441 of 595                        |

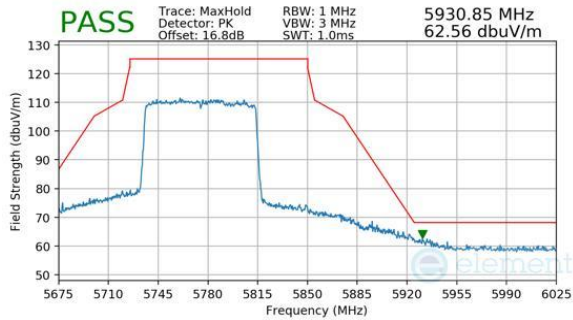
V 10.6 10/27/2023



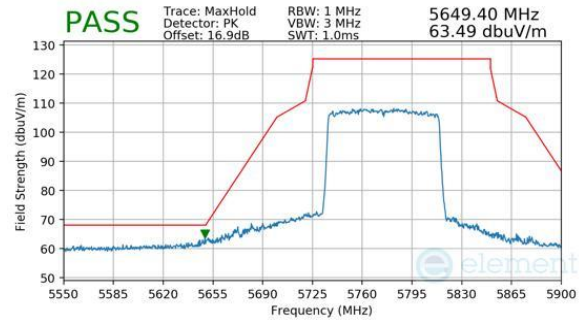
Plot 7-1199. Antenna 5T (Peak, Ch.155, 802.11ax(SU), MCS2)



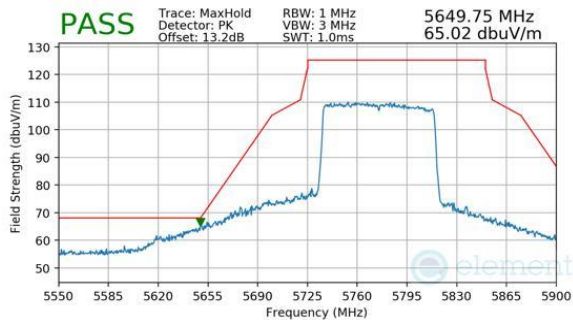
Plot 7-1202. Antenna 5T (Peak, Ch.155, 802.11ax(SU), MCS4)



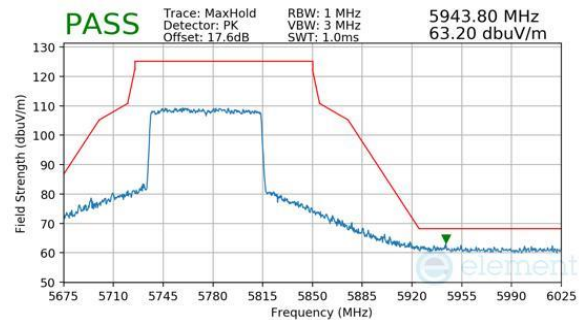
Plot 7-1200. Antenna 5T (Peak, Ch.155, 802.11ax(SU), MCS2)



Plot 7-1203. Antenna 5T (Peak, Ch.155, 802.11ax(SU), MCS11)



Plot 7-1201. Antenna 5T (Peak, Ch.155, 802.11ax(SU), MCS4)

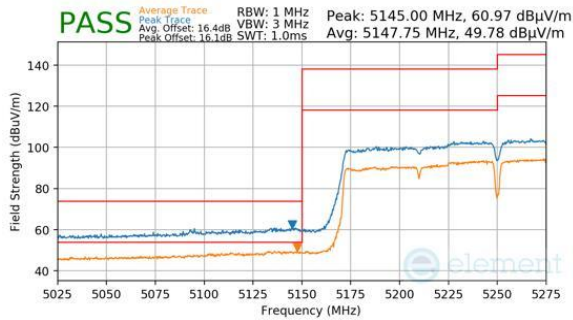


Plot 7-1204. Antenna 5T (Peak, Ch.155, 802.11ax(SU), MCS11)

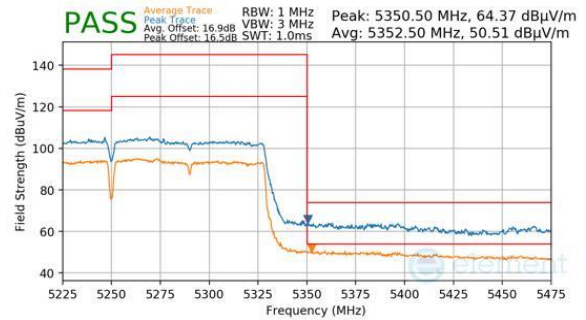
|   |   |                                   |  |
|---|---|-----------------------------------|--|
| FCC ID: BCGA2995<br>IC: 579C-A2995                |  <b>MEASUREMENT REPORT<br/>(CERTIFICATION)</b> |                                   | <b>Approved by:</b><br>Quality Manager |
| <b>Test Report S/N:</b><br>1C2405200018-22-R1.BCG | <b>Test Dates:</b><br>5/20/2024 - 8/28/2024   | <b>EUT Type:</b><br>Tablet Device | Page 442 of 595                        |

## 7.6.9 Antenna 5T Radiated Band Edge Measurements (160MHz BW)

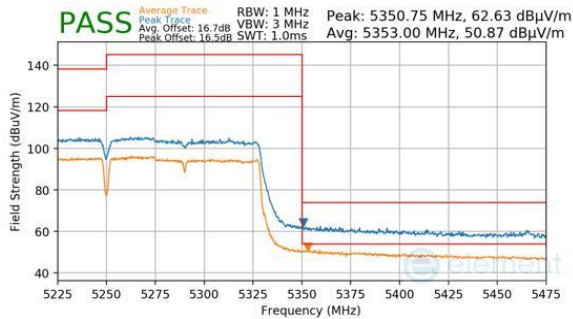
\$15.407(b.1)(b.2) §15.205 §15.209; RSS-Gen [8.9]



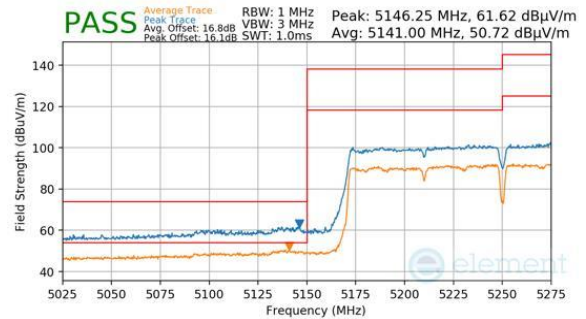
Plot 7-1205. Antenna 5T (Peak & Average, Ch.50, 802.11ac, MCS2)



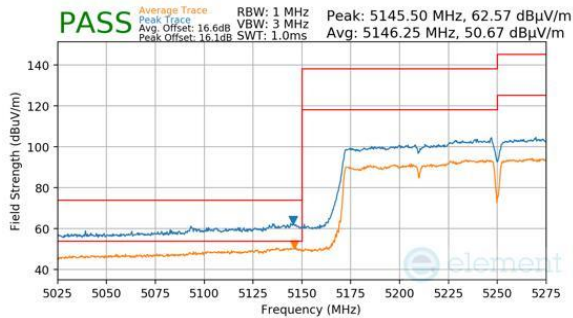
Plot 7-1208. Antenna 5T (Peak & Average, Ch.50, 802.11ac, MCS4)



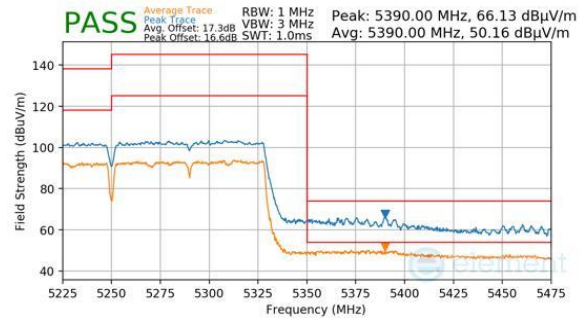
Plot 7-1206. Antenna 5T (Peak & Average, Ch.50, 802.11ac, MCS2)




Plot 7-1209. Antenna 5T (Peak & Average, Ch.50, 802.11ac, MCS9)



Plot 7-1207. Antenna 5T (Peak & Average, Ch.50, 802.11ac, MCS4)



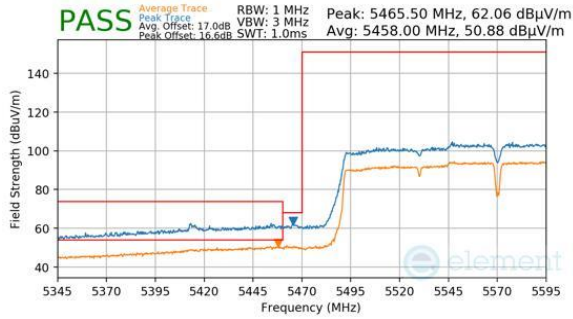
Plot 7-1210. Antenna 5T (Peak & Average, Ch.50, 802.11ac, MCS9)

|  |   |                                       |                                 |
|--|---|---------------------------------------|---------------------------------|
| FCC ID: BCGA2995<br>IC: 579C-A2995         |  | MEASUREMENT REPORT<br>(CERTIFICATION) | Approved by:<br>Quality Manager |
| Test Report S/N:<br>1C2405200018-22-R1.BCG | Test Dates:<br>5/20/2024 - 8/28/2024  | EUT Type:<br>Tablet Device            | Page 443 of 595                 |

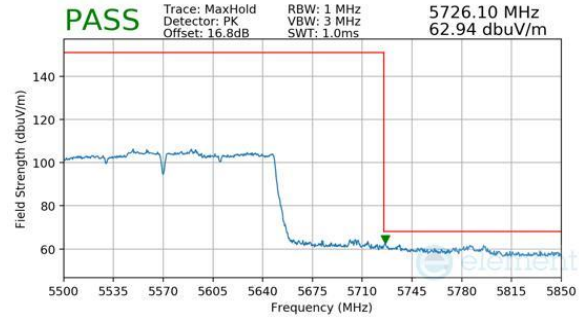
V 10.6 10/27/2023

Unless otherwise specified, no part of this report may be reproduced or utilized in any part, form or by any means, electronic or mechanical, including photocopying and microfilm, without permission in writing from Element. If you have any questions about this or have an enquiry about obtaining additional rights to this report or assembly of contents thereof, please contact [ct.info@element.com](mailto:ct.info@element.com).

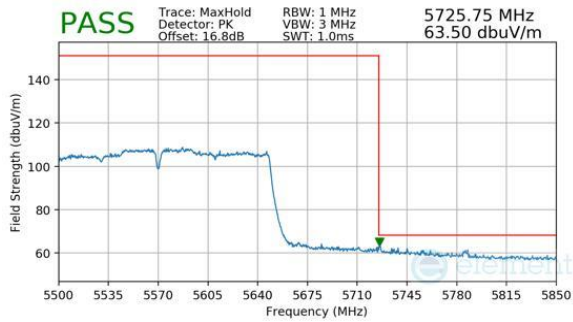




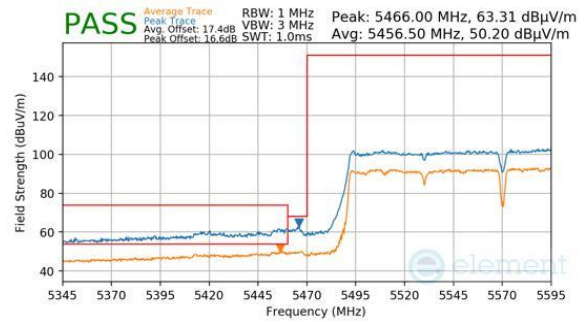
Plot 7-1211. (FCC Only) Antenna 5T (Peak & Average, Ch.114, 802.11ac, MCS2)



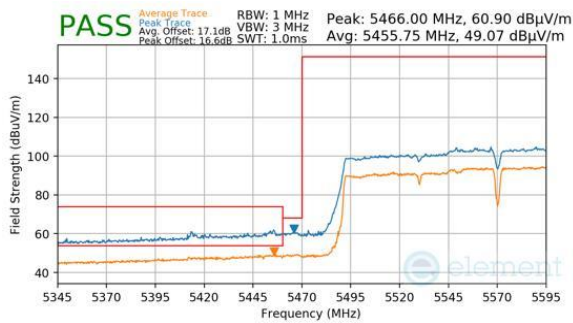
Plot 7-1214. (FCC Only) Antenna 5T (Peak, Ch.114, 802.11ac, MCS4)



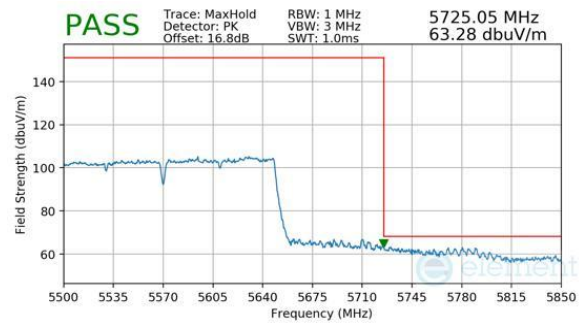
Plot 7-1212. (FCC Only) Antenna 5T (Peak, Ch.114, 802.11ac, MCS2)



Plot 7-1215. (FCC Only) Antenna 5T (Peak & Average, Ch.114, 802.11ac, MCS9)

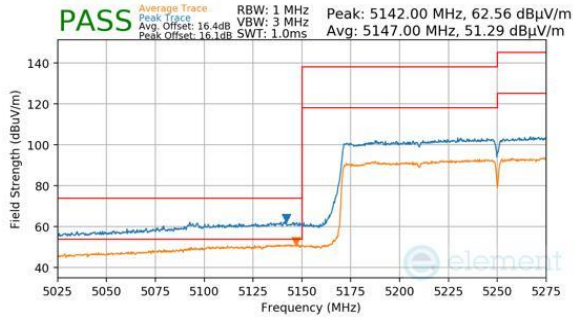


Plot 7-1213. (FCC Only) Antenna 5T (Peak & Average, Ch.114, 802.11ac, MCS4)

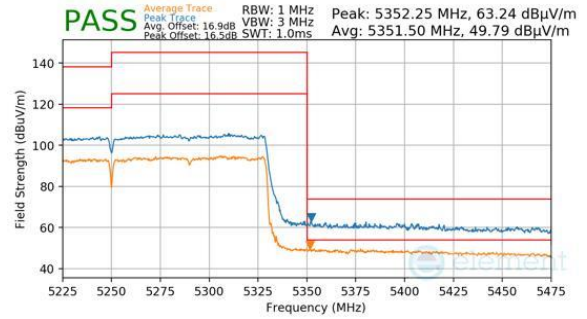


Plot 7-1216. (FCC Only) Antenna 5T (Peak, Ch.114, 802.11ac, MCS9)

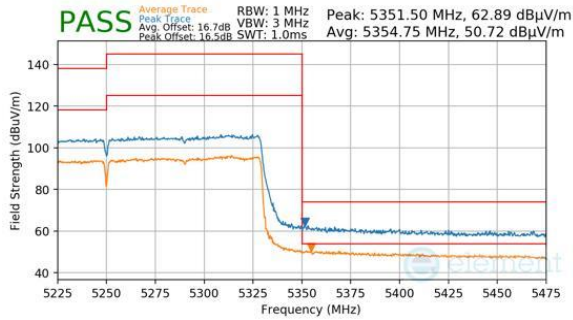
|  |   |                            |                                       |                                 |
|--|---|----------------------------|---------------------------------------|---------------------------------|
| FCC ID: BCGA2995<br>IC: 579C-A2995         |  |                            | MEASUREMENT REPORT<br>(CERTIFICATION) | Approved by:<br>Quality Manager |
| Test Report S/N:<br>1C2405200018-22-R1.BCG | Test Dates:<br>5/20/2024 - 8/28/2024  | EUT Type:<br>Tablet Device | Page 444 of 595                       |                                 |



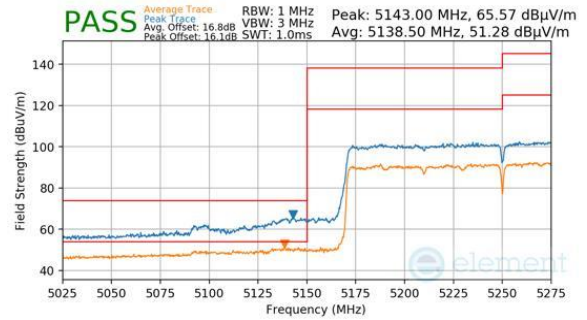
Plot 7-1217. Antenna 5T (Peak & Average, Ch.50, 802.11ax(SU), MCS2)



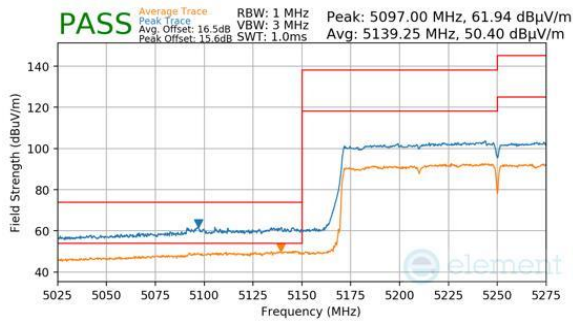
Plot 7-1220. Antenna 5T (Peak & Average, Ch.50, 802.11ax(SU), MCS4)



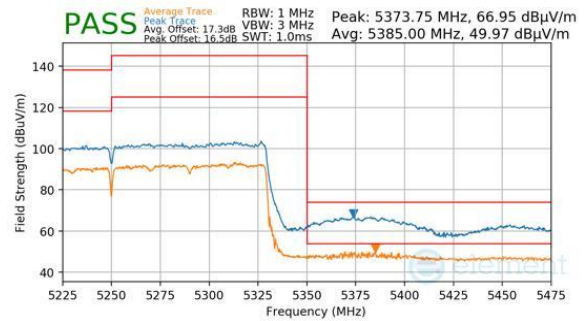
Plot 7-1218. Antenna 5T (Peak & Average, Ch.50, 802.11ax(SU), MCS2)



Plot 7-1221. Antenna 5T (Peak & Average, Ch.50, 802.11ax(SU), MCS11)

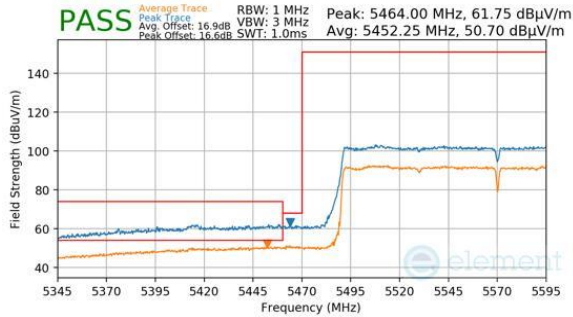


Plot 7-1219. Antenna 5T (Peak & Average, Ch.50, 802.11ax(SU), MCS4)

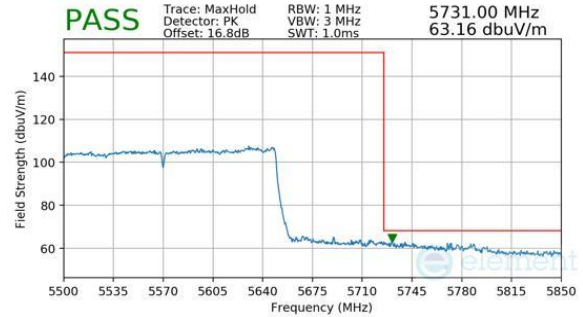


Plot 7-1222. Antenna 5T (Peak & Average, Ch.50, 802.11ax(SU), MCS11)

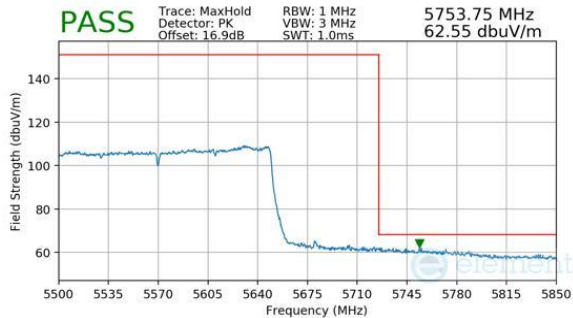
|   |   |                                   |  |
|---|---|-----------------------------------|--|
| FCC ID: BCGA2995<br>IC: 579C-A2995                |  <b>MEASUREMENT REPORT<br/>(CERTIFICATION)</b> |                                   | <b>Approved by:</b><br>Quality Manager |
| <b>Test Report S/N:</b><br>1C2405200018-22-R1.BCG | <b>Test Dates:</b><br>5/20/2024 - 8/28/2024   | <b>EUT Type:</b><br>Tablet Device | Page 445 of 595                        |



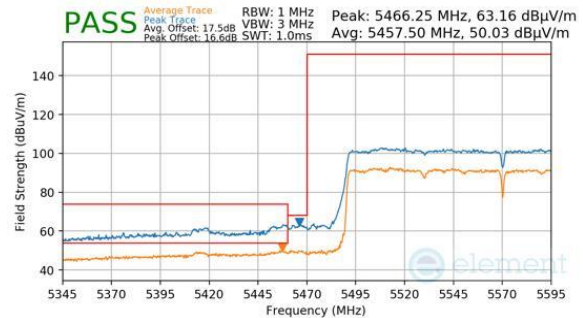
Plot 7-1223. (FCC Only) Antenna 5T (Peak & Average, Ch.114, 802.11ax(SU), MCS2)



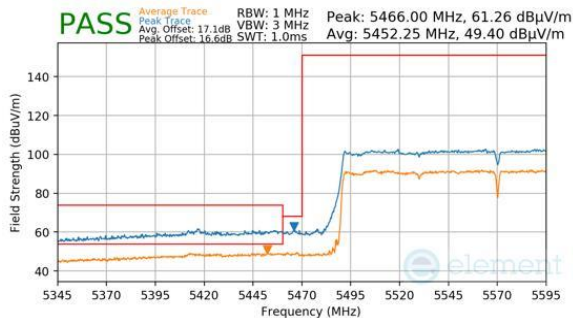
Plot 7-1226. (FCC Only) Antenna 5T (Peak, Ch.114, 802.11ax(SU), MCS4)



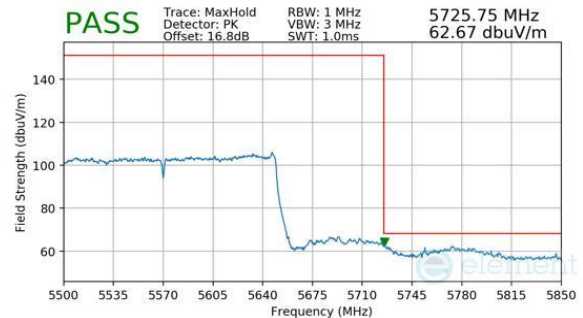
Plot 7-1224. (FCC Only) Antenna 5T (Peak, Ch.114, 802.11ax(SU), MCS2)



Plot 7-1227. (FCC Only) Antenna 5T (Peak & Average, Ch.114, 802.11ax(SU), MCS11)



Plot 7-1225. (FCC Only) Antenna 5T (Peak & Average, Ch.114, 802.11ax(SU), MCS4)

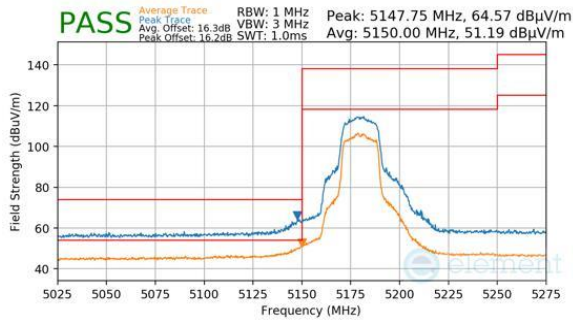


Plot 7-1228. (FCC Only) Antenna 5T (Peak, Ch.114, 802.11ax(SU), MCS11)

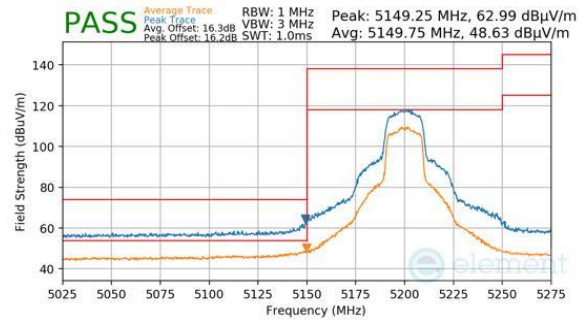
|   |   |                                   |  |
|---|---|-----------------------------------|--|
| FCC ID: BCGA2995<br>IC: 579C-A2995                |  <b>MEASUREMENT REPORT<br/>(CERTIFICATION)</b> |                                   | <b>Approved by:</b><br>Quality Manager |
| <b>Test Report S/N:</b><br>1C2405200018-22-R1.BCG | <b>Test Dates:</b><br>5/20/2024 - 8/28/2024   | <b>EUT Type:</b><br>Tablet Device | Page 446 of 595                        |

## 7.6.10 Antenna 3b Radiated Band Edge Measurements (20MHz BW)

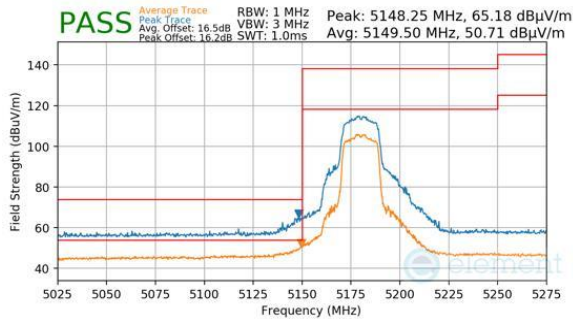
\$15.407(b.1)(b.2) \$15.205 \$15.209; RSS-Gen [8.9]; RSS-Gen [8.9]



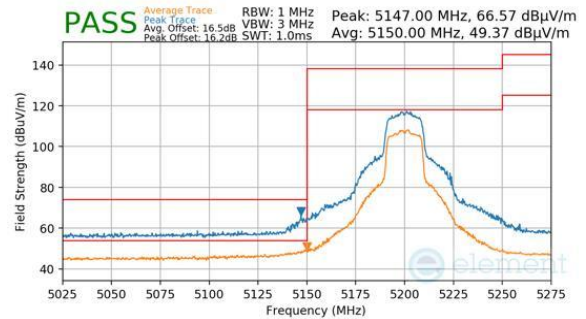
Plot 7-1229. Antenna 3b (Peak & Average, Ch.36, 802.11n, MCS2)



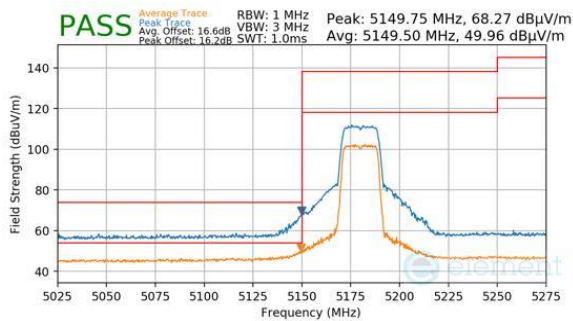
Plot 7-1232. Antenna 3b (Peak & Average, Ch.40, 802.11n, MCS2)



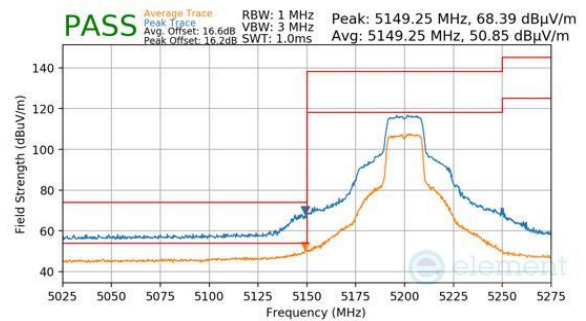
Plot 7-1230. Antenna 3b (Peak & Average, Ch.36, 802.11n, MCS4)



Plot 7-1233. Antenna 3b (Peak & Average, Ch.40, 802.11n, MCS4)



Plot 7-1231. Antenna 3b (Peak & Average, Ch.36, 802.11n, MCS7)



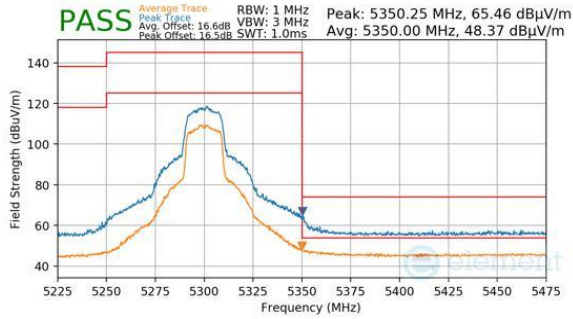
Plot 7-1234. Antenna 3b (Peak & Average, Ch.40, 802.11n, MCS7)

|   |   |                                   |  |
|---|---|-----------------------------------|--|
| FCC ID: BCGA2995<br>IC: 579C-A2995                |  <b>MEASUREMENT REPORT<br/>(CERTIFICATION)</b> |                                   | <b>Approved by:</b><br>Quality Manager |
| <b>Test Report S/N:</b><br>1C2405200018-22-R1.BCG | <b>Test Dates:</b><br>5/20/2024 - 8/28/2024   | <b>EUT Type:</b><br>Tablet Device | Page 447 of 595                        |

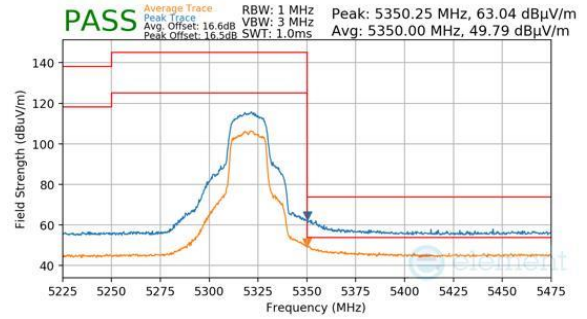
V 10.6 10/27/2023

Unless otherwise specified, no part of this report may be reproduced or utilized in any part, form or by any means, electronic or mechanical, including photocopying and microfilm, without permission in writing from Element. If you have any questions about this or have an enquiry about obtaining additional rights to this report or assembly of contents thereof, please contact [ct.info@element.com](mailto:ct.info@element.com).

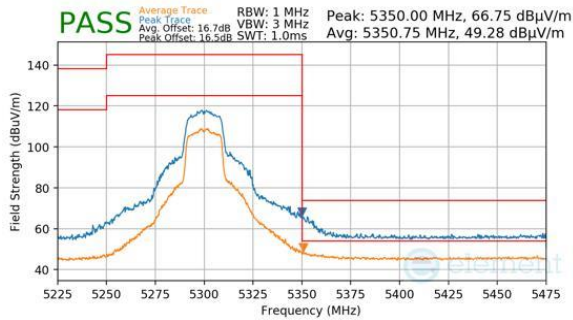




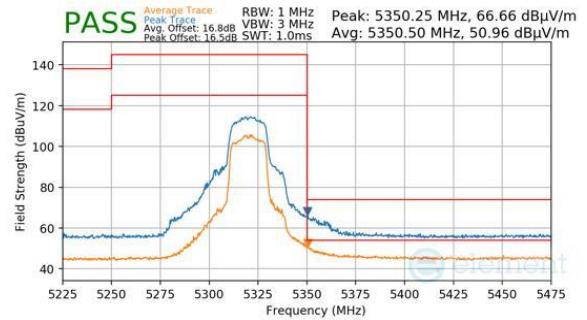
Plot 7-1235. Antenna 3b (Peak & Average, Ch.60, 802.11n, MCS2)



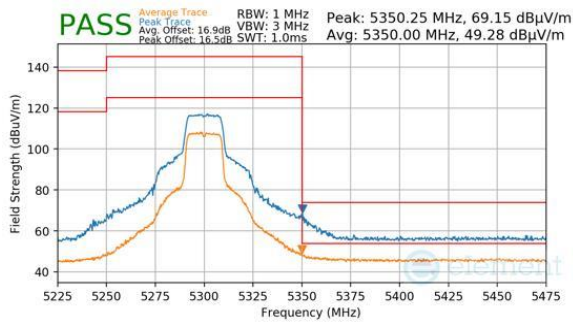
Plot 7-1238. Antenna 3b (Peak & Average, Ch.64, 802.11n, MCS2)



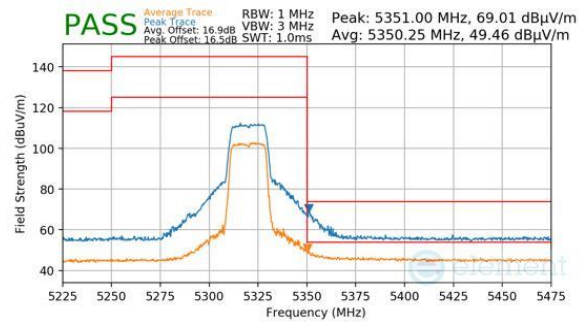
Plot 7-1236. Antenna 3b (Peak & Average, Ch.60, 802.11n, MCS4)



Plot 7-1239. Antenna 3b (Peak & Average, Ch.64, 802.11n, MCS4)



Plot 7-1237. Antenna 3b (Peak & Average, Ch.60, 802.11n, MCS7)

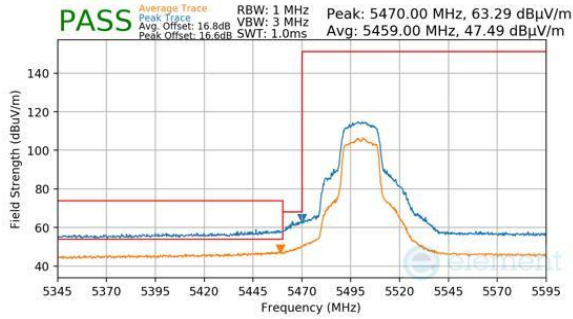


Plot 7-1240. Antenna 3b (Peak & Average, Ch.64, 802.11n, MCS7)

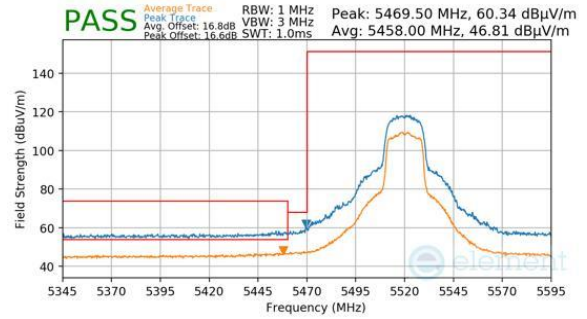
|  |   |                            |                                 |
|--|---|----------------------------|---------------------------------|
| FCC ID: BCGA2995<br>IC: 579C-A2995         |  <b>MEASUREMENT REPORT<br/>(CERTIFICATION)</b> |                            | Approved by:<br>Quality Manager |
| Test Report S/N:<br>1C2405200018-22-R1.BCG | Test Dates:<br>5/20/2024 - 8/28/2024  | EUT Type:<br>Tablet Device | Page 448 of 595                 |

V 10.6 10/27/2023

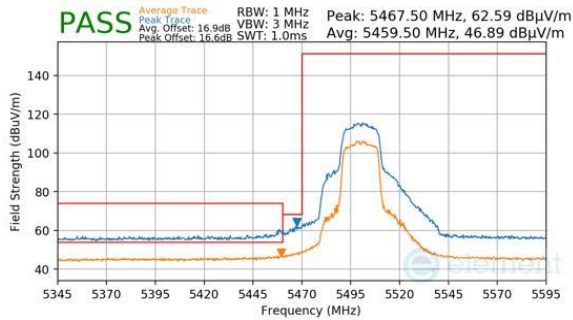
Unless otherwise specified, no part of this report may be reproduced or utilized in any part, form or by any means, electronic or mechanical, including photocopying and microfilm, without permission in writing from Element. If you have any questions about this or have an enquiry about obtaining additional rights to this report or assembly of contents thereof, please contact [ct.info@element.com](mailto:ct.info@element.com).



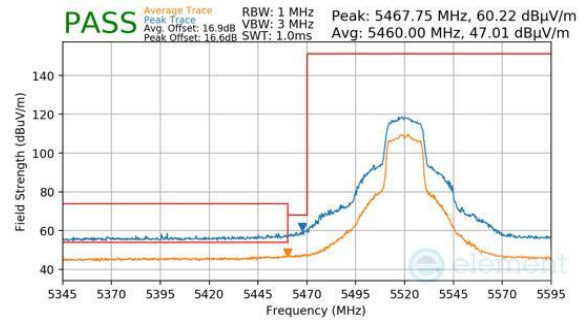
Plot 7-1241. Antenna 3b (Peak & Average, Ch.100, 802.11n, MCS2)



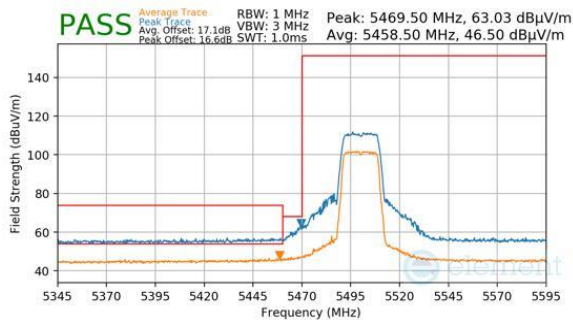
Plot 7-1244. Antenna 3b (Peak & Average, Ch.104, 802.11n, MCS2)



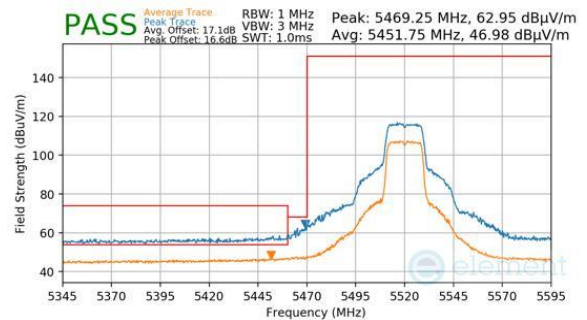
Plot 7-1242. Antenna 3b (Peak & Average, Ch.100, 802.11n, MCS4)



Plot 7-1245. Antenna 3b (Peak & Average, Ch.104, 802.11n, MCS4)

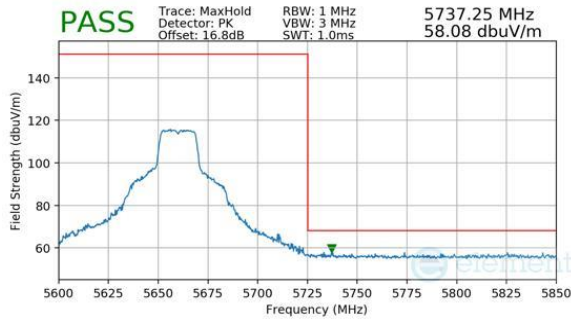


Plot 7-1243. Antenna 3b (Peak & Average, Ch.100, 802.11n, MCS7)

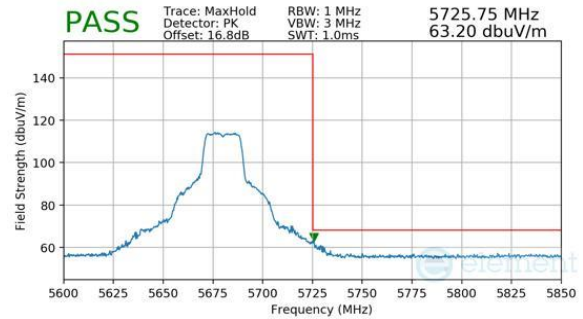


Plot 7-1246. Antenna 3b (Peak & Average, Ch.104, 802.11n, MCS7)

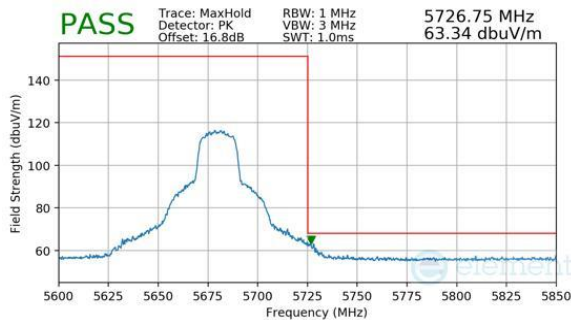
|  |  |                            |                                 |
|--|--|----------------------------|---------------------------------|
| FCC ID: BCGA2995<br>IC: 579C-A2995         |  <b>MEASUREMENT REPORT</b><br>(CERTIFICATION) |                            | Approved by:<br>Quality Manager |
| Test Report S/N:<br>1C2405200018-22-R1.BCG | Test Dates:<br>5/20/2024 - 8/28/2024   | EUT Type:<br>Tablet Device | Page 449 of 595                 |



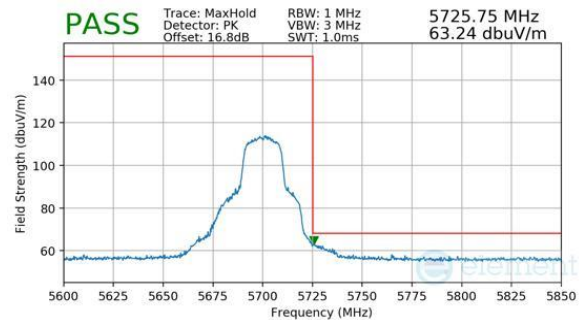
Plot 7-1247. Antenna 3b (Peak, Ch.132, 802.11n, MCS7)



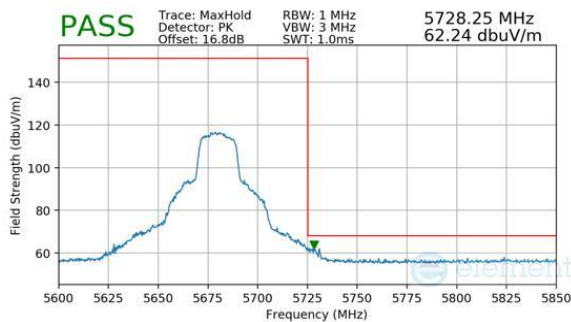
Plot 7-1250. Antenna 3b (Peak, Ch.136, 802.11n, MCS7)



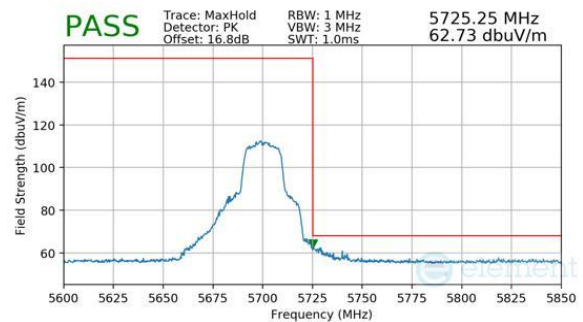
Plot 7-1248. Antenna 3b (Peak, Ch.136, 802.11n, MCS2)



Plot 7-1251. Antenna 3b (Peak, Ch.140, 802.11n, MCS2)



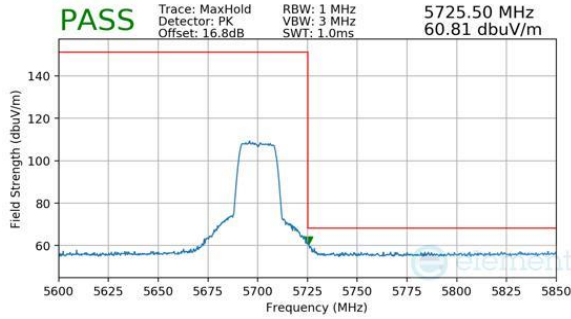
Plot 7-1249. Antenna 3b (Peak, Ch.136, 802.11n, MCS4)



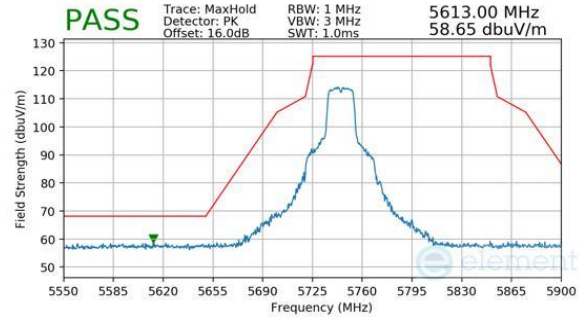
Plot 7-1252. Antenna 3b (Peak, Ch.140, 802.11n, MCS4)

|   |   |                                   |  |
|---|---|-----------------------------------|--|
| FCC ID: BCGA2995<br>IC: 579C-A2995                |  <b>MEASUREMENT REPORT<br/>(CERTIFICATION)</b> |                                   | <b>Approved by:</b><br>Quality Manager |
| <b>Test Report S/N:</b><br>1C2405200018-22-R1.BCG | <b>Test Dates:</b><br>5/20/2024 - 8/28/2024   | <b>EUT Type:</b><br>Tablet Device | Page 450 of 595                        |

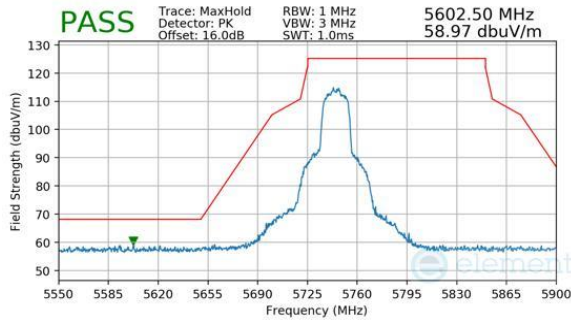
V 10.6 10/27/2023



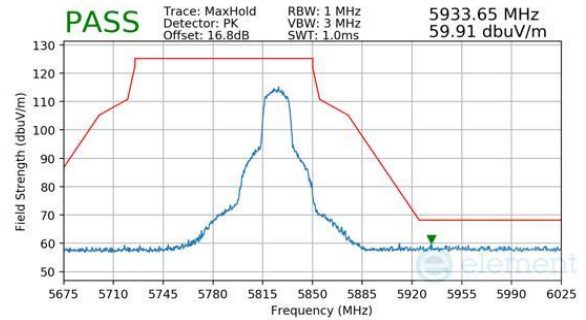
Plot 7-1253. Antenna 3b (Peak, Ch.140, 802.11n, MCS7)



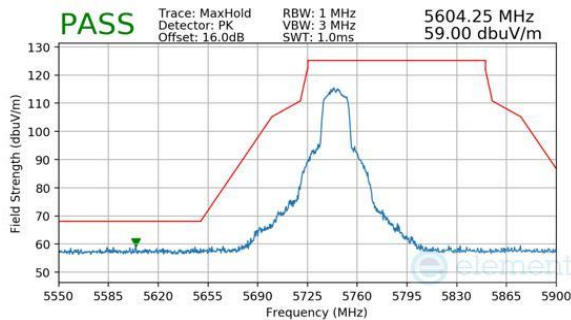
Plot 7-1256. Antenna 3b (Peak, Ch.149, 802.11n, MCS7)



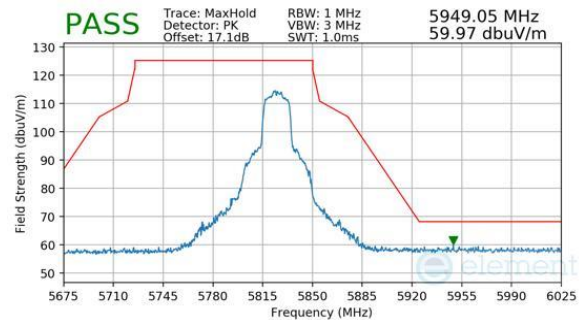
Plot 7-1254. Antenna 3b (Peak, Ch.149, 802.11n, MCS2)



Plot 7-1257. Antenna 3b (Peak, Ch.165, 802.11n, MCS2)



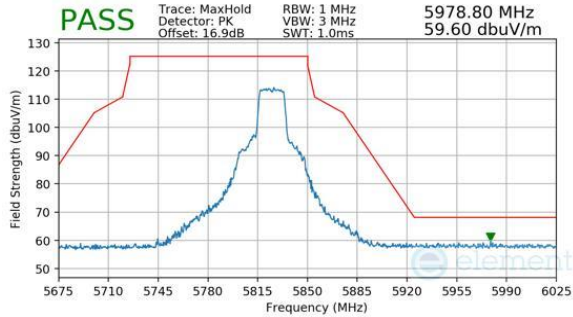
Plot 7-1255. Antenna 3b (Peak, Ch.149, 802.11n, MCS4)



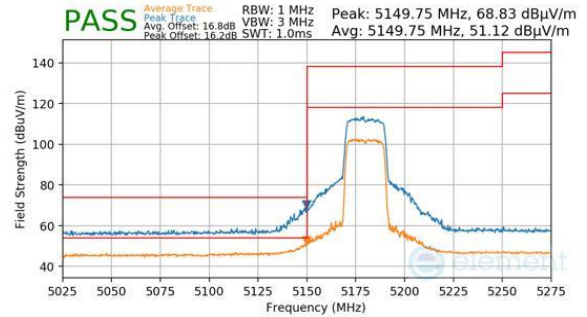
Plot 7-1258. Antenna 3b (Peak, Ch.165, 802.11n, MCS4)

|   |   |                                   |  |
|---|---|-----------------------------------|--|
| FCC ID: BCGA2995<br>IC: 579C-A2995                |  <b>MEASUREMENT REPORT<br/>(CERTIFICATION)</b> |                                   | <b>Approved by:</b><br>Quality Manager |
| <b>Test Report S/N:</b><br>1C2405200018-22-R1.BCG | <b>Test Dates:</b><br>5/20/2024 - 8/28/2024   | <b>EUT Type:</b><br>Tablet Device | Page 451 of 595                        |

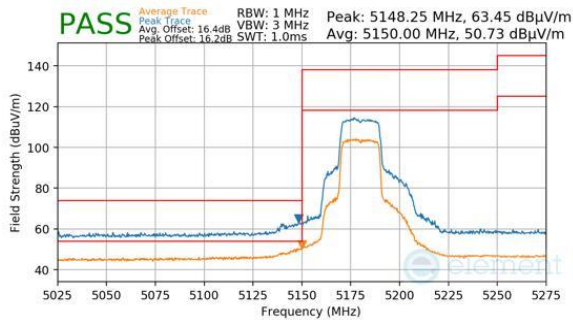




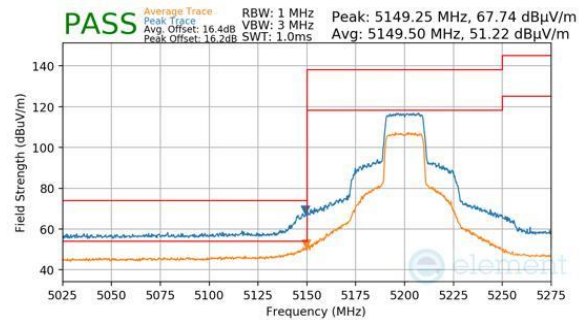
Plot 7-1259. Antenna 3b (Peak, Ch.165, 802.11n, MCS7)



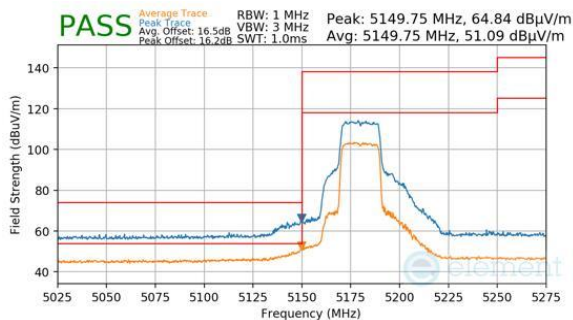
Plot 7-1262. Antenna 3b (Peak & Average, Ch.36, 802.11ax(SU), MCS11)



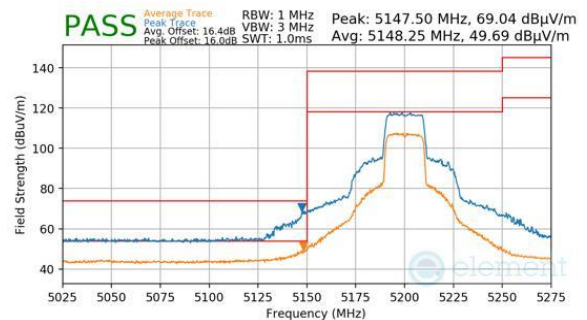
Plot 7-1260. Antenna 3b (Peak & Average, Ch.36, 802.11ax(SU), MCS2)



Plot 7-1263. Antenna 3b (Peak & Average, Ch.40, 802.11ax(SU), MCS2)

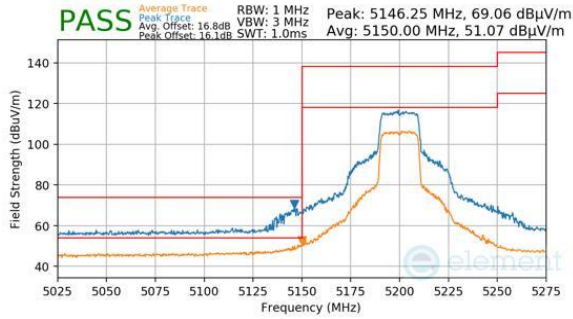


Plot 7-1261. Antenna 3b (Peak & Average, Ch.36, 802.11ax(SU), MCS4)

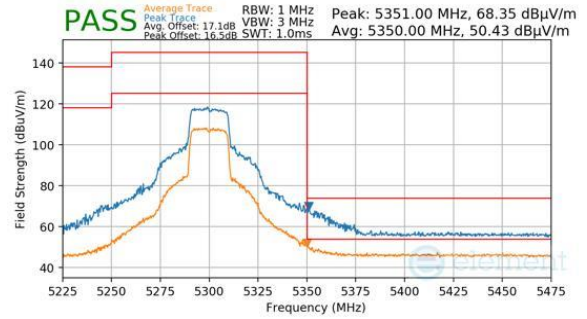


Plot 7-1264. Antenna 3b (Peak & Average, Ch.40, 802.11ax(SU), MCS4)

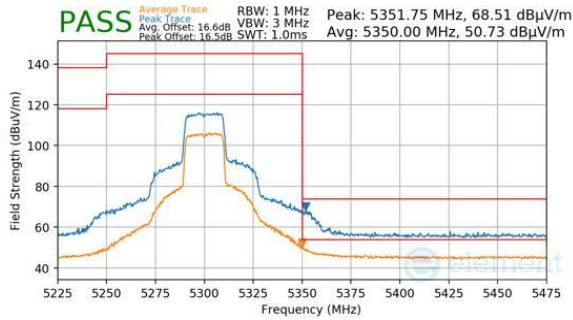
|   |   |                                   |  |
|---|---|-----------------------------------|--|
| FCC ID: BCGA2995<br>IC: 579C-A2995                |  <b>MEASUREMENT REPORT<br/>(CERTIFICATION)</b> |                                   | <b>Approved by:</b><br>Quality Manager |
| <b>Test Report S/N:</b><br>1C2405200018-22-R1.BCG | <b>Test Dates:</b><br>5/20/2024 - 8/28/2024   | <b>EUT Type:</b><br>Tablet Device | Page 452 of 595                        |



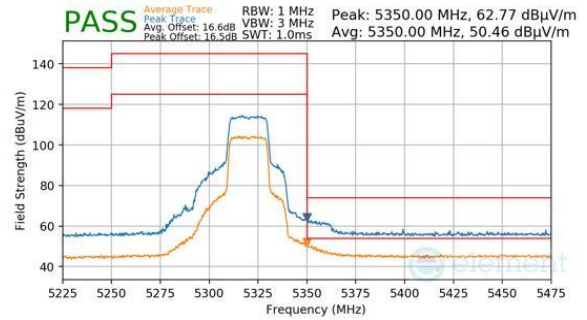
Plot 7-1265. Antenna 3b (Peak & Average, Ch.40, 802.11ax(SU), MCS11)



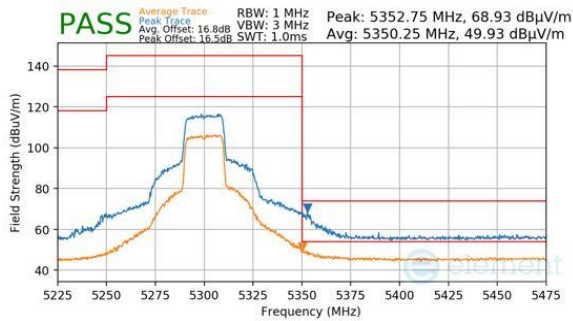
Plot 7-1268. Antenna 3b (Peak & Average, Ch.60, 802.11ax(SU), MCS11)



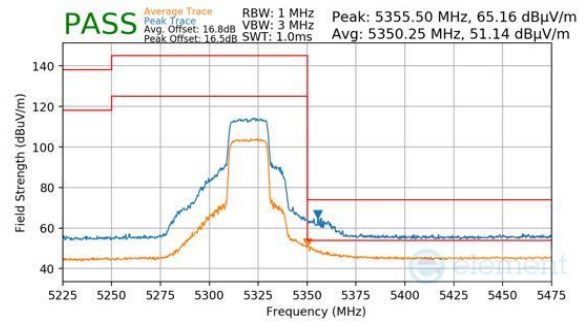
Plot 7-1266. Antenna 3b (Peak & Average, Ch.60, 802.11ax(SU), MCS2)



Plot 7-1269. Antenna 3b (Peak & Average, Ch.64, 802.11ax(SU), MCS2)

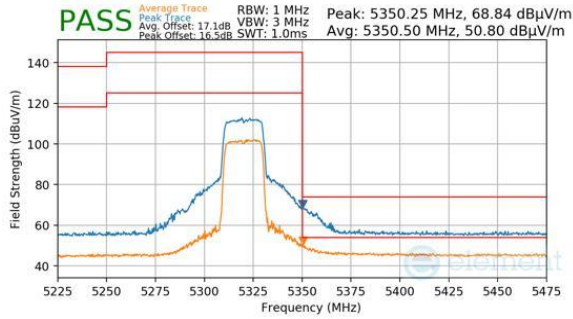


Plot 7-1267. Antenna 3b (Peak & Average, Ch.60, 802.11ax(SU), MCS4)

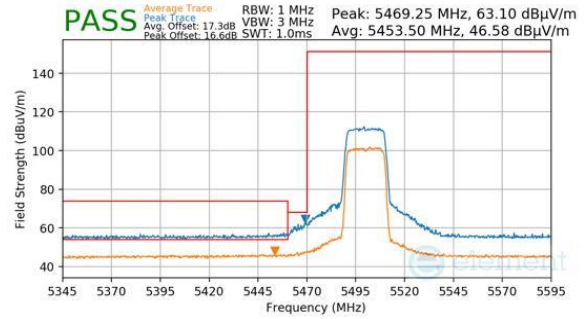


Plot 7-1270. Antenna 3b (Peak & Average, Ch.64, 802.11ax(SU), MCS4)

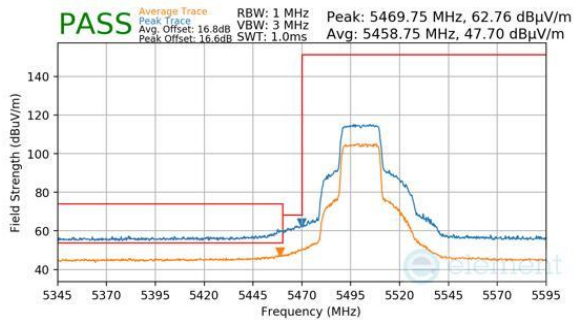
|  |   |                            |                                       |                                 |
|--|---|----------------------------|---------------------------------------|---------------------------------|
| FCC ID: BCGA2995<br>IC: 579C-A2995         |  |                            | MEASUREMENT REPORT<br>(CERTIFICATION) | Approved by:<br>Quality Manager |
| Test Report S/N:<br>1C2405200018-22-R1.BCG | Test Dates:<br>5/20/2024 - 8/28/2024  | EUT Type:<br>Tablet Device | Page 453 of 595                       |                                 |



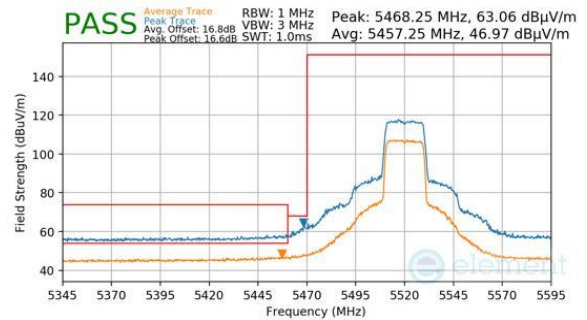
Plot 7-1271. Antenna 3b (Peak & Average, Ch.64, 802.11ax(SU), MCS11)



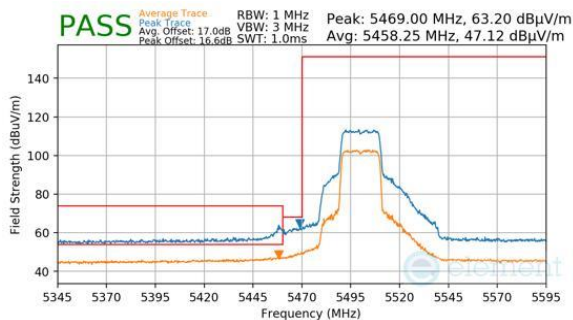
Plot 7-1274. Antenna 3b (Peak & Average, Ch.100, 802.11ax(SU), MCS11)



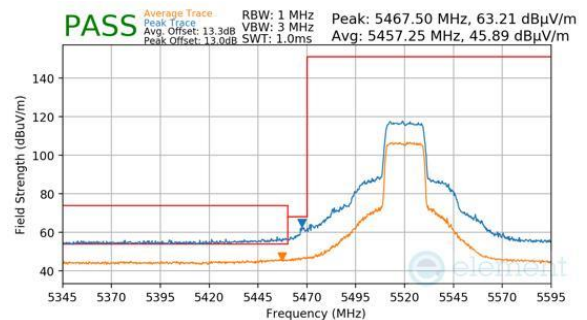
Plot 7-1272. Antenna 3b (Peak & Average, Ch.100, 802.11ax(SU), MCS2)



Plot 7-1275. Antenna 3b (Peak & Average, Ch.104, 802.11ax(SU), MCS2)

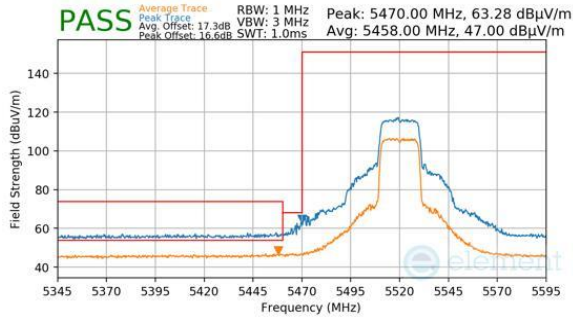


Plot 7-1273. Antenna 3b (Peak & Average, Ch.100, 802.11ax(SU), MCS4)

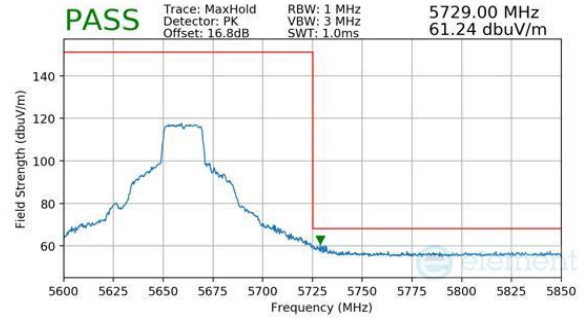


Plot 7-1276. Antenna 3b (Peak & Average, Ch.104, 802.11ax(SU), MCS4)

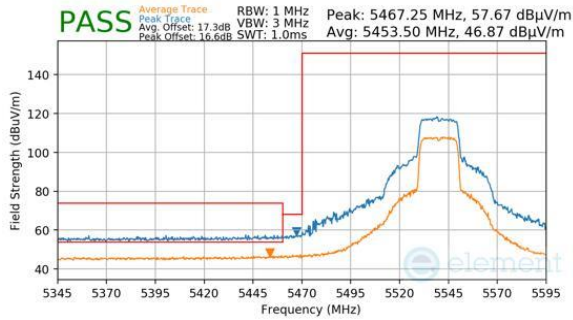
|   |   |                                   |  |
|---|---|-----------------------------------|--|
| FCC ID: BCGA2995<br>IC: 579C-A2995                |  <b>MEASUREMENT REPORT<br/>(CERTIFICATION)</b> |                                   | <b>Approved by:</b><br>Quality Manager |
| <b>Test Report S/N:</b><br>1C2405200018-22-R1.BCG | <b>Test Dates:</b><br>5/20/2024 - 8/28/2024   | <b>EUT Type:</b><br>Tablet Device | Page 454 of 595                        |



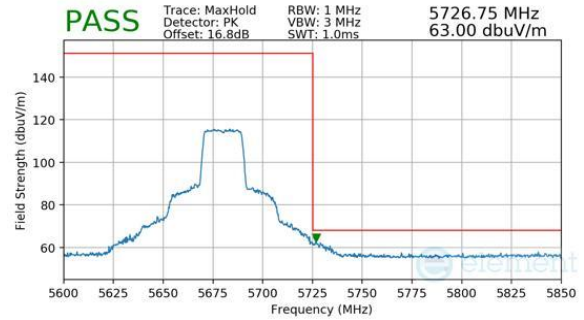
Plot 7-1277. Antenna 3b (Peak & Average, Ch.104, 802.11ax(SU), MCS11)



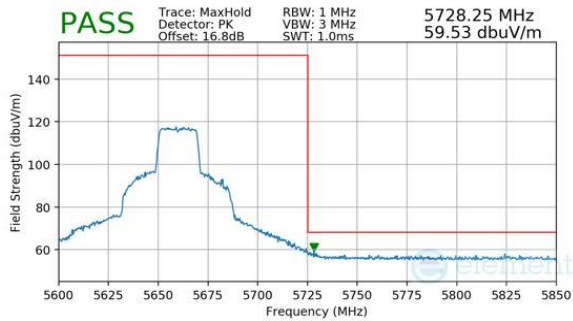
Plot 7-1280. Antenna 3b (Peak, Ch.132, 802.11ax(SU), MCS11)



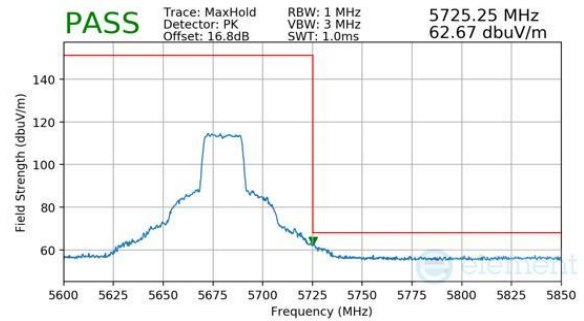
Plot 7-1278. Antenna 3b (Peak & Average, Ch.108, 802.11ax(SU), MCS11)




Plot 7-1281. Antenna 3b (Peak, Ch.136, 802.11ax(SU), MCS2)



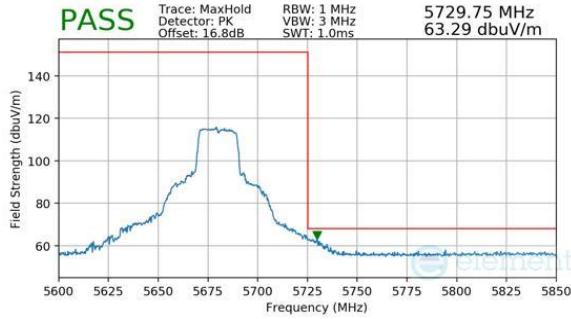
Plot 7-1279. Antenna 3b (Peak, Ch.132, 802.11ax(SU), MCS4)



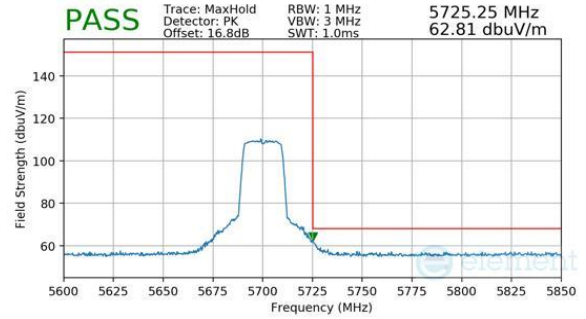
Plot 7-1282. Antenna 3b (Peak, Ch.136, 802.11ax(SU), MCS4)

|  |   |                            |                                       |                                 |
|--|---|----------------------------|---------------------------------------|---------------------------------|
| FCC ID: BCGA2995<br>IC: 579C-A2995         |  |                            | MEASUREMENT REPORT<br>(CERTIFICATION) | Approved by:<br>Quality Manager |
| Test Report S/N:<br>1C2405200018-22-R1.BCG | Test Dates:<br>5/20/2024 - 8/28/2024  | EUT Type:<br>Tablet Device | Page 455 of 595                       |                                 |

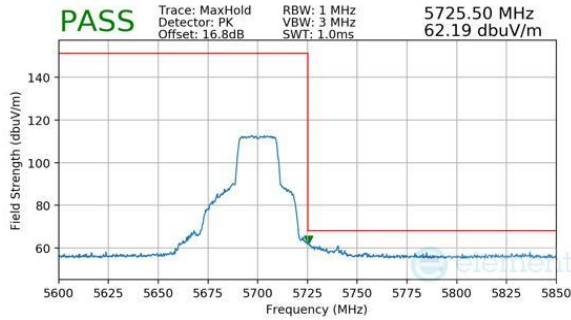




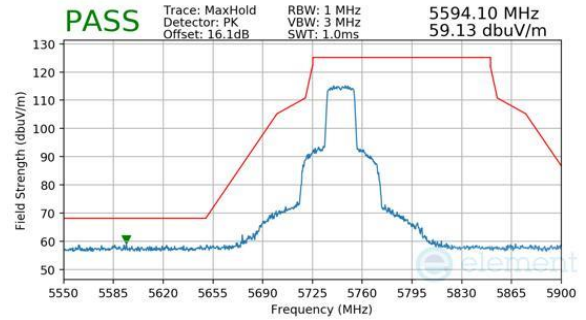
Plot 7-1283. Antenna 3b (Peak, Ch.136, 802.11ax(SU), MCS11)



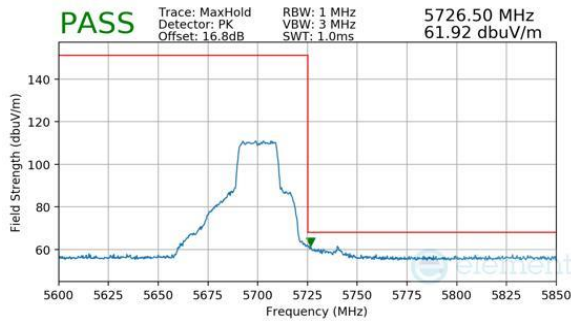
Plot 7-1286. Antenna 3b (Peak, Ch.140, 802.11ax(SU), MCS11)



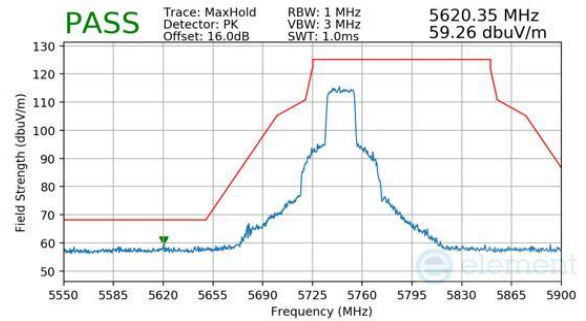
Plot 7-1284. Antenna 3b (Peak, Ch.140, 802.11ax(SU), MCS2)



Plot 7-1287. Antenna 3b (Peak, Ch.149, 802.11ax(SU), MCS2)

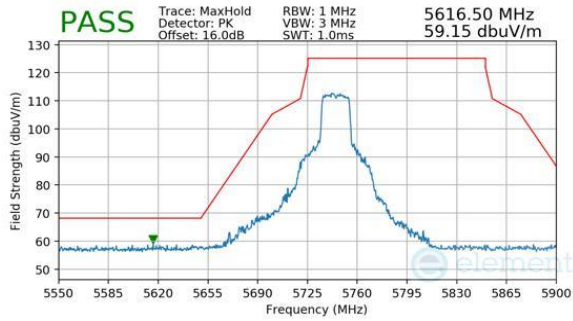


Plot 7-1285. Antenna 3b (Peak, Ch.140, 802.11ax(SU), MCS4)

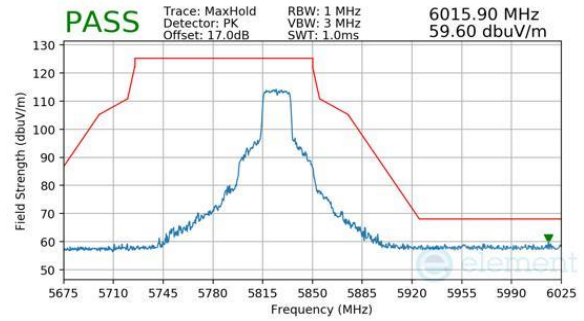


Plot 7-1288. Antenna 3b (Peak, Ch.149, 802.11ax(SU), MCS4)

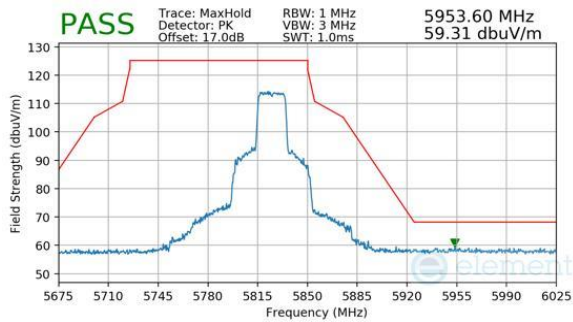
|   |   |                                   |  |
|---|---|-----------------------------------|--|
| FCC ID: BCGA2995<br>IC: 579C-A2995                |  <b>MEASUREMENT REPORT<br/>(CERTIFICATION)</b> |                                   | <b>Approved by:</b><br>Quality Manager |
| <b>Test Report S/N:</b><br>1C2405200018-22-R1.BCG | <b>Test Dates:</b><br>5/20/2024 - 8/28/2024   | <b>EUT Type:</b><br>Tablet Device | Page 456 of 595                        |



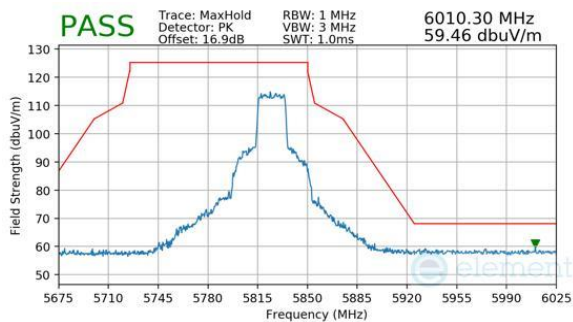
Plot 7-1289. Antenna 3b (Peak, Ch.149, 802.11ax(SU), MCS11)



Plot 7-1292. Antenna 3b (Peak, Ch.165, 802.11ax(SU), MCS11)



Plot 7-1290. Antenna 3b (Peak, Ch.165, 802.11ax(SU), MCS2)



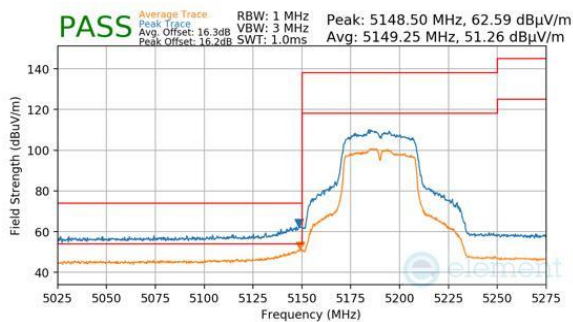
Plot 7-1291. Antenna 3b (Peak, Ch.165, 802.11ax(SU), MCS4)

|   |   |                                   |  |
|---|---|-----------------------------------|--|
| FCC ID: BCGA2995<br>IC: 579C-A2995                |  <b>MEASUREMENT REPORT<br/>(CERTIFICATION)</b> |                                   | <b>Approved by:</b><br>Quality Manager |
| <b>Test Report S/N:</b><br>1C2405200018-22-R1.BCG | <b>Test Dates:</b><br>5/20/2024 - 8/28/2024   | <b>EUT Type:</b><br>Tablet Device | Page 457 of 595                        |

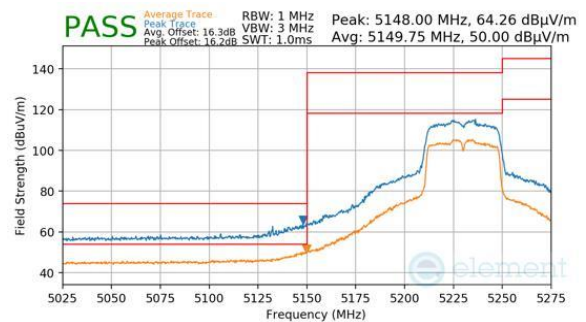
V 10.6 10/27/2023

## 7.6.11 Antenna 3b Radiated Band Edge Measurements (40MHz BW)

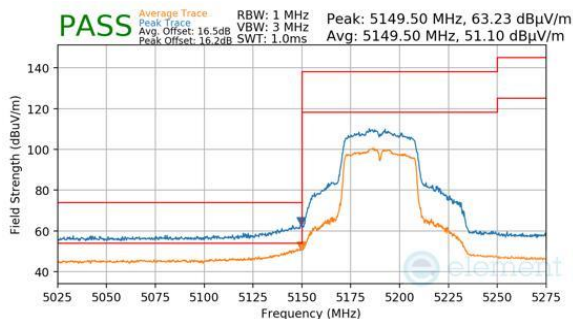
\$15.407(b.1)(b.2) §15.205 §15.209; RSS-Gen [8.9]



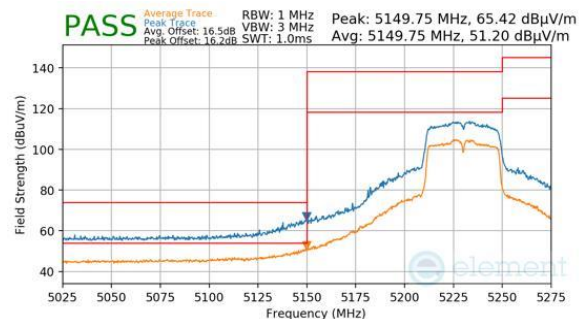
Plot 7-1293. Antenna 3b (Peak & Average, Ch.38, 802.11n, MCS2)



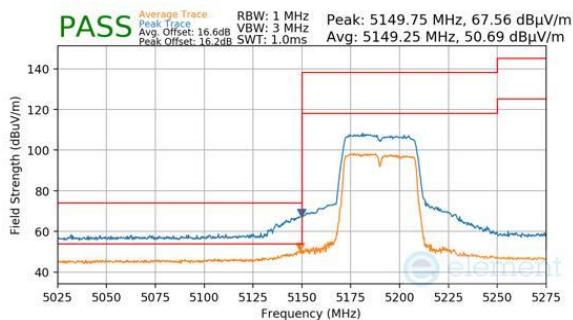
Plot 7-1296. Antenna 3b (Peak & Average, Ch.46, 802.11n, MCS2)



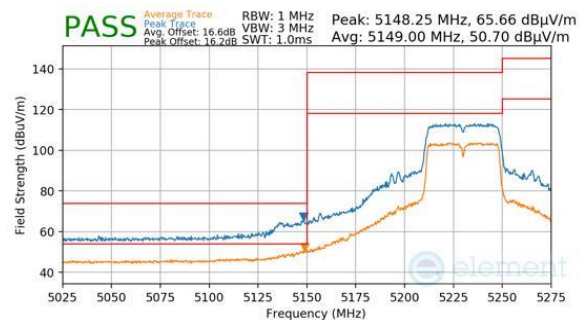
Plot 7-1294. Antenna 3b (Peak & Average, Ch.38, 802.11n, MCS4)



Plot 7-1297. Antenna 3b (Peak & Average, Ch.46, 802.11n, MCS4)



Plot 7-1295. Antenna 3b (Peak & Average, Ch.38, 802.11n, MCS7)

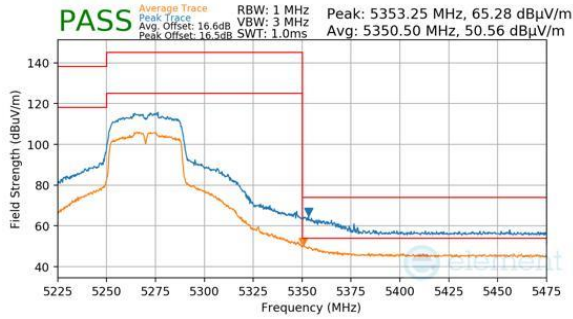


Plot 7-1298. Antenna 3b (Peak & Average, Ch.46, 802.11n, MCS7)

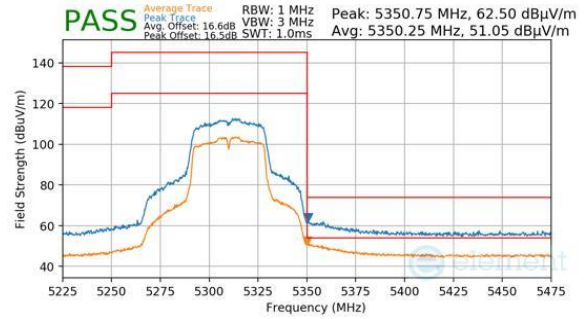
|  |   |                                       |                                 |
|--|---|---------------------------------------|---------------------------------|
| FCC ID: BCGA2995<br>IC: 579C-A2995         |  | MEASUREMENT REPORT<br>(CERTIFICATION) | Approved by:<br>Quality Manager |
| Test Report S/N:<br>1C2405200018-22-R1.BCG | Test Dates:<br>5/20/2024 - 8/28/2024  | EUT Type:<br>Tablet Device            | Page 458 of 595                 |

V 10.6 10/27/2023

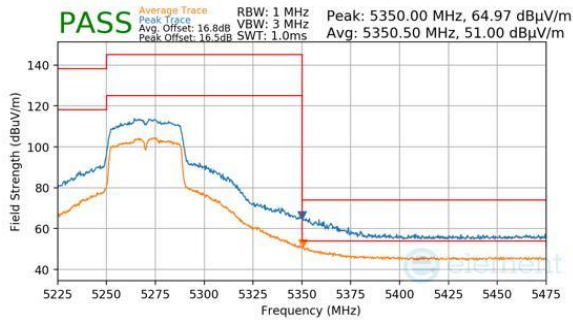
Unless otherwise specified, no part of this report may be reproduced or utilized in any part, form or by any means, electronic or mechanical, including photocopying and microfilm, without permission in writing from Element. If you have any questions about this or have an enquiry about obtaining additional rights to this report or assembly of contents thereof, please contact [ct.info@element.com](mailto:ct.info@element.com).



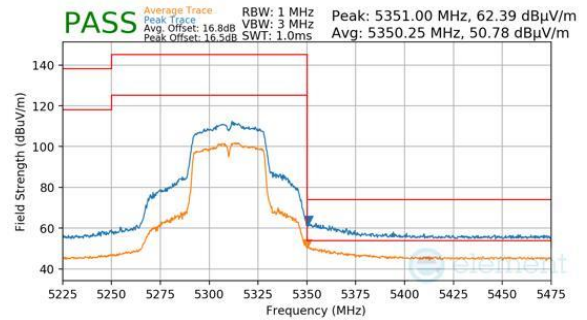
Plot 7-1299. Antenna 3b (Peak & Average, Ch.54, 802.11n, MCS2)



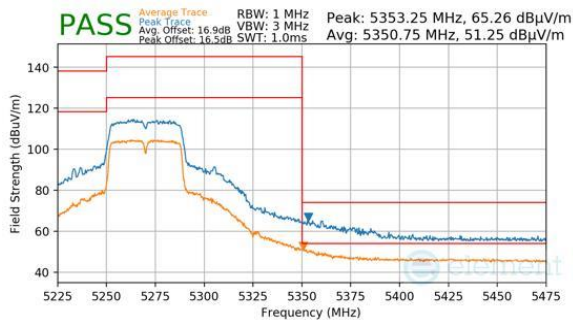
Plot 7-1302. Antenna 3b (Peak & Average, Ch.62, 802.11n, MCS2)



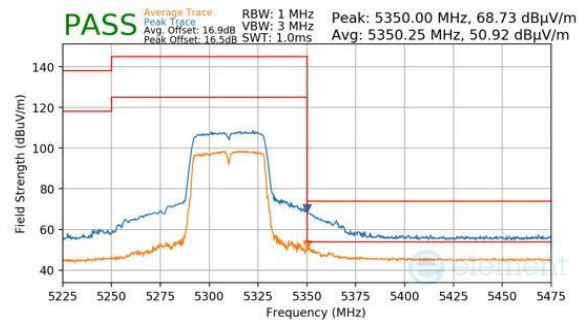
Plot 7-1300. Antenna 3b (Peak & Average, Ch.54, 802.11n, MCS4)



Plot 7-1303. Antenna 3b (Peak & Average, Ch.62, 802.11n, MCS4)



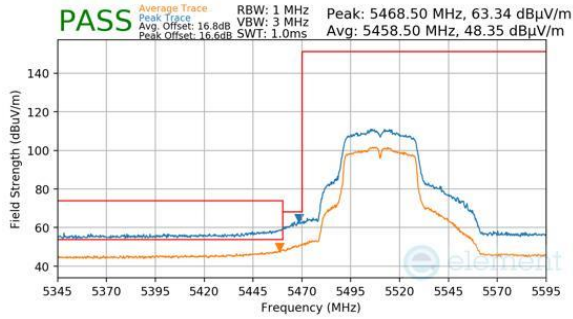
Plot 7-1301. Antenna 3b (Peak & Average, Ch.54, 802.11n, MCS7)



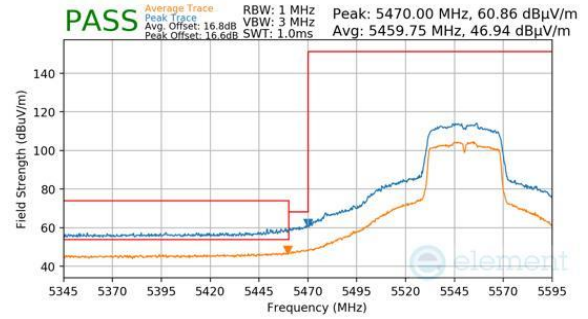
Plot 7-1304. Antenna 3b (Peak & Average, Ch.62, 802.11n, MCS7)

|   |   |                                   |  |
|---|---|-----------------------------------|--|
| FCC ID: BCGA2995<br>IC: 579C-A2995                |  <b>MEASUREMENT REPORT<br/>(CERTIFICATION)</b> |                                   | <b>Approved by:</b><br>Quality Manager |
| <b>Test Report S/N:</b><br>1C2405200018-22-R1.BCG | <b>Test Dates:</b><br>5/20/2024 - 8/28/2024   | <b>EUT Type:</b><br>Tablet Device | Page 459 of 595                        |

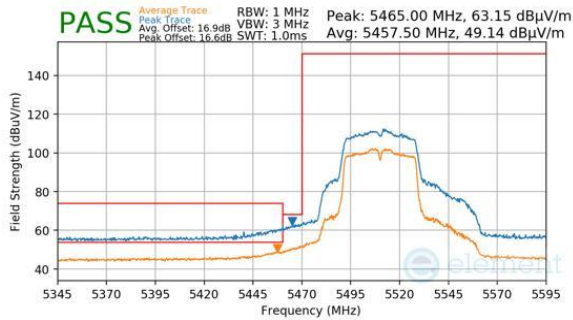




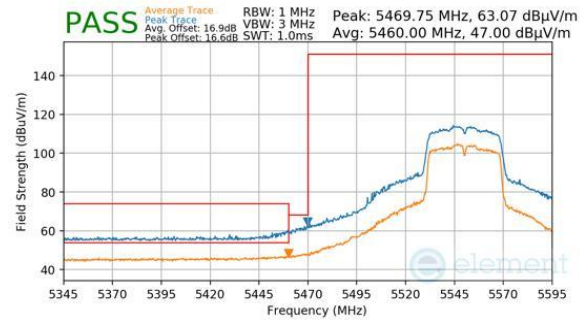
Plot 7-1305. Antenna 3b (Peak & Average, Ch.102, 802.11n, MCS2)



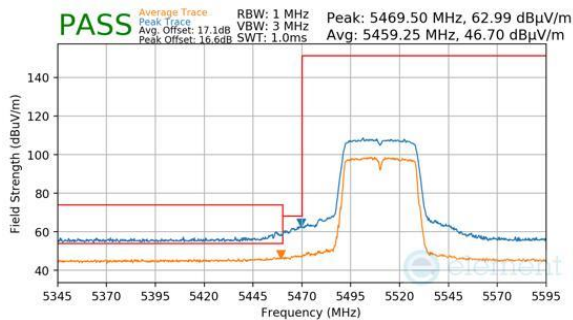
Plot 7-1308. Antenna 3b (Peak & Average, Ch.110, 802.11n, MCS2)



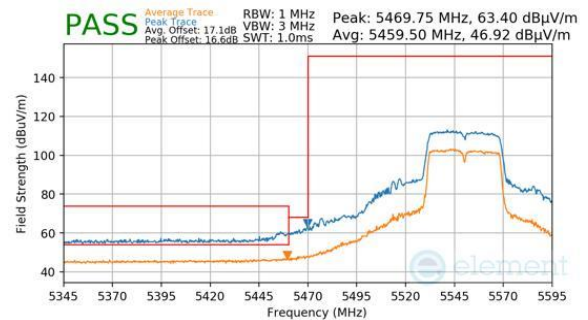
Plot 7-1306. Antenna 3b (Peak & Average, Ch.102, 802.11n, MCS4)



Plot 7-1309. Antenna 3b (Peak & Average, Ch.110, 802.11n, MCS4)

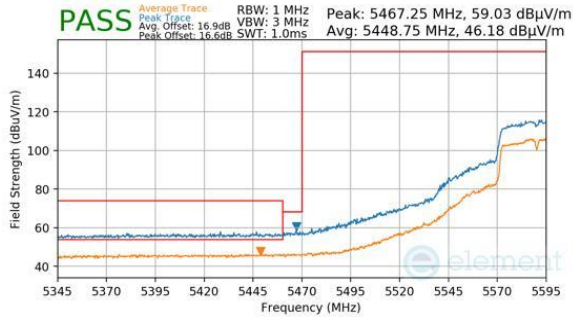


Plot 7-1307. Antenna 3b (Peak & Average, Ch.102, 802.11n, MCS7)

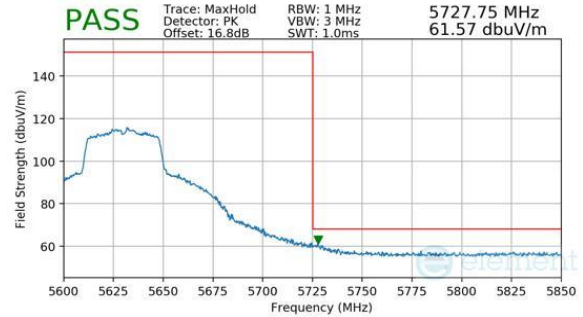


Plot 7-1310. Antenna 3b (Peak & Average, Ch.110, 802.11n, MCS7)

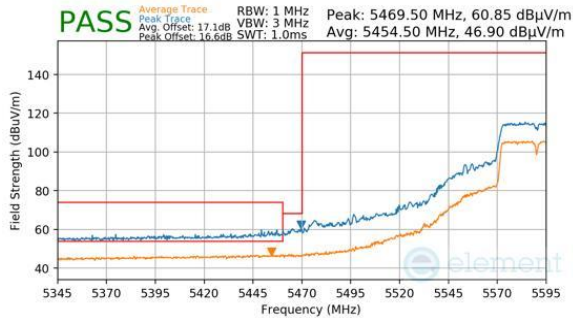
|   |   |                                   |  |
|---|---|-----------------------------------|--|
| FCC ID: BCGA2995<br>IC: 579C-A2995                |  <b>MEASUREMENT REPORT<br/>(CERTIFICATION)</b> |                                   | <b>Approved by:</b><br>Quality Manager |
| <b>Test Report S/N:</b><br>1C2405200018-22-R1.BCG | <b>Test Dates:</b><br>5/20/2024 - 8/28/2024   | <b>EUT Type:</b><br>Tablet Device | Page 460 of 595                        |



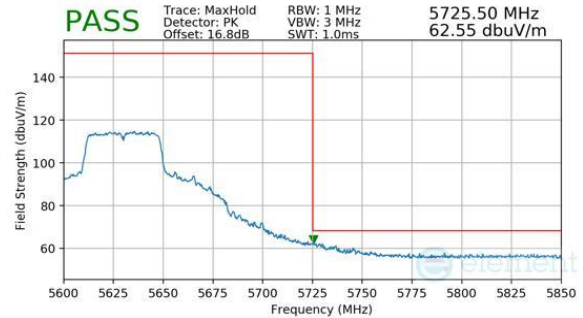
Plot 7-1311. (FCC Only) Antenna 3b (Peak & Average, Ch.118, 802.11n, MCS4)



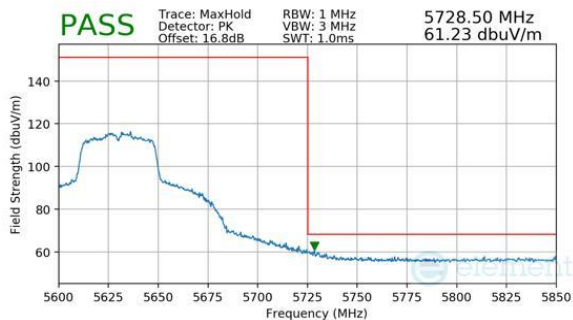
Plot 7-1314. (FCC Only) Antenna 3b (Peak, Ch.126, 802.11n, MCS4)



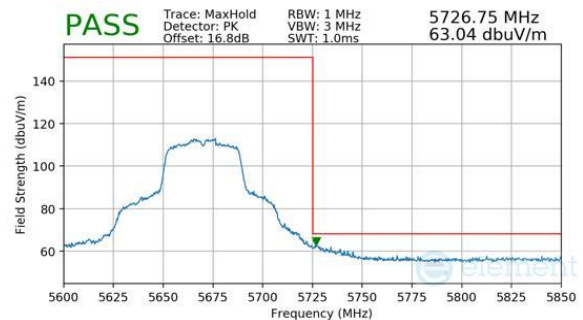
Plot 7-1312. (FCC Only) Antenna 3b (Peak & Average, Ch.118, 802.11n, MCS7)



Plot 7-1315. (FCC Only) Antenna 3b (Peak, Ch.126, 802.11n, MCS7)



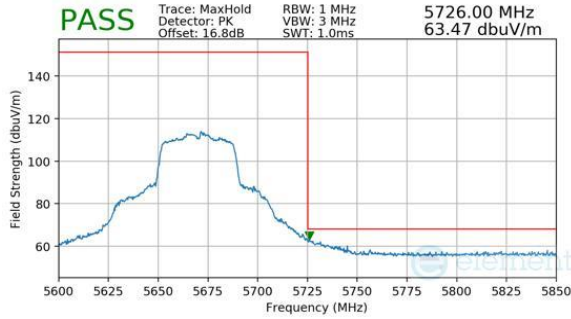
Plot 7-1313. (FCC Only) Antenna 3b (Peak, Ch.126, 802.11n, MCS2)



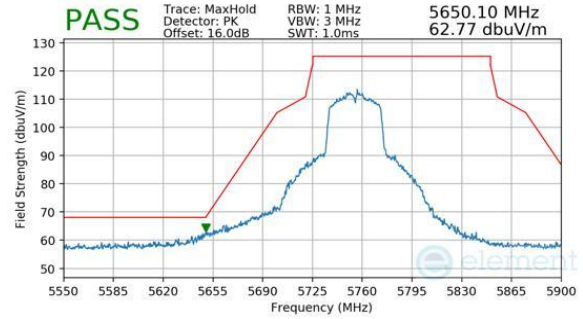
Plot 7-1316. Antenna 3b (Peak, Ch.134, 802.11n, MCS2)

|   |   |                                   |  |
|---|---|-----------------------------------|--|
| FCC ID: BCGA2995<br>IC: 579C-A2995                |  <b>MEASUREMENT REPORT<br/>(CERTIFICATION)</b> |                                   | <b>Approved by:</b><br>Quality Manager |
| <b>Test Report S/N:</b><br>1C2405200018-22-R1.BCG | <b>Test Dates:</b><br>5/20/2024 - 8/28/2024   | <b>EUT Type:</b><br>Tablet Device | Page 461 of 595                        |

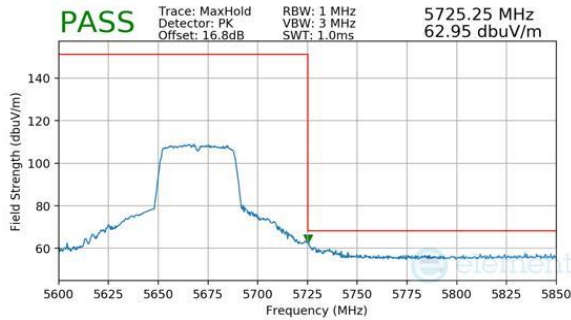
V 10.6 10/27/2023



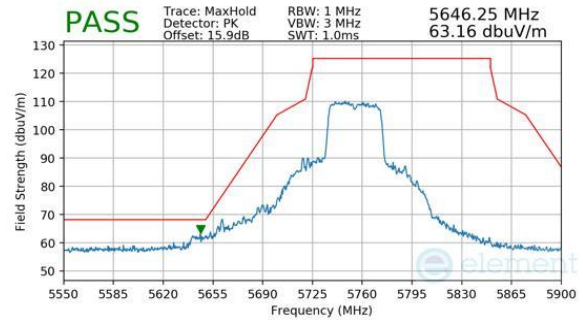
Plot 7-1317. Antenna 3b (Peak, Ch.134, 802.11n, MCS4)



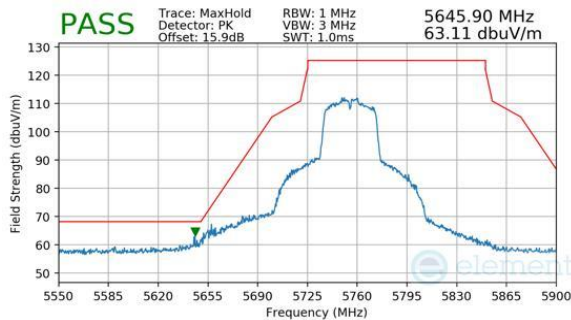
Plot 7-1320. Antenna 3b (Peak, Ch.151, 802.11n, MCS4)



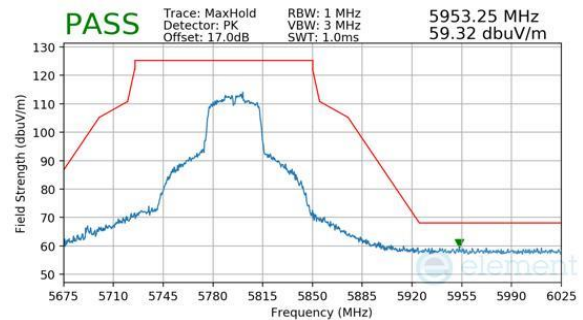
Plot 7-1318. Antenna 3b (Peak, Ch.134, 802.11n, MCS7)



Plot 7-1321. Antenna 3b (Peak, Ch.151, 802.11n, MCS7)

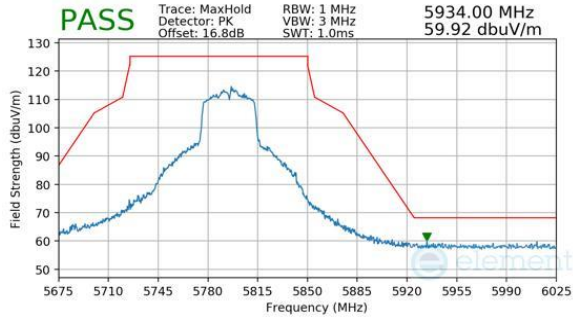


Plot 7-1319. Antenna 3b (Peak, Ch.151, 802.11n, MCS2)

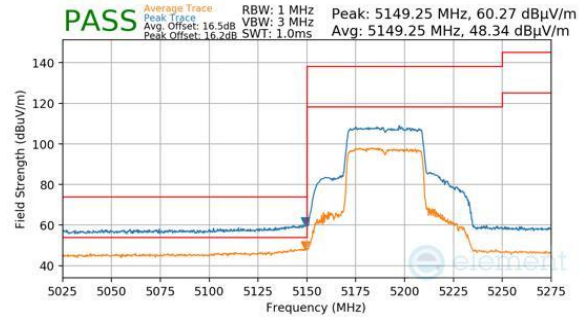


Plot 7-1322. Antenna 3b (Peak, Ch.159, 802.11n, MCS2)

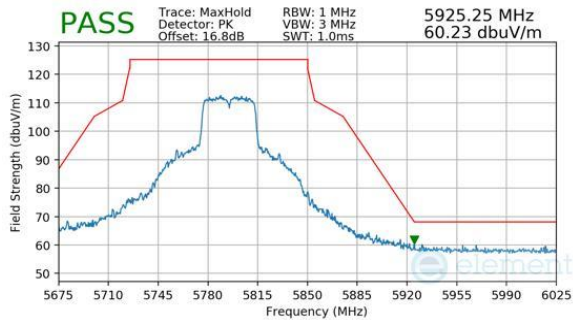
|   |   |                                   |  |
|---|---|-----------------------------------|--|
| FCC ID: BCGA2995<br>IC: 579C-A2995                |  <b>MEASUREMENT REPORT<br/>(CERTIFICATION)</b> |                                   | <b>Approved by:</b><br>Quality Manager |
| <b>Test Report S/N:</b><br>1C2405200018-22-R1.BCG | <b>Test Dates:</b><br>5/20/2024 - 8/28/2024   | <b>EUT Type:</b><br>Tablet Device | Page 462 of 595                        |



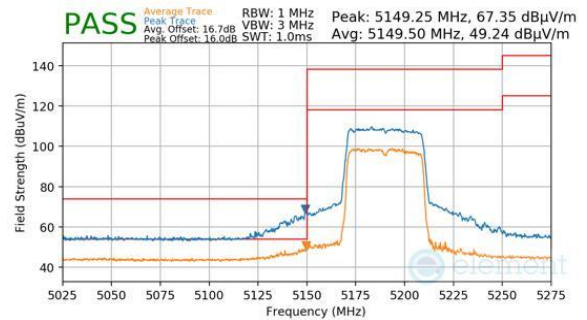
Plot 7-1323. Antenna 3b (Peak, Ch.159, 802.11n, MCS4)



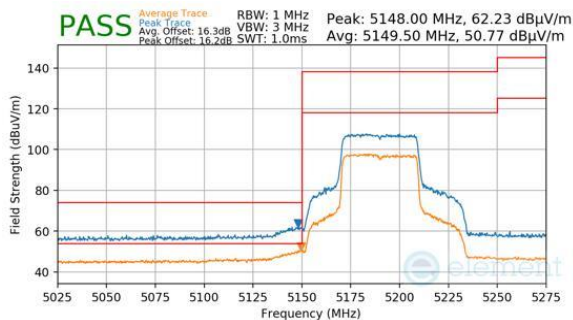
Plot 7-1326. Antenna 3b (Peak & Average, Ch.38, 802.11ax(SU), MCS4)



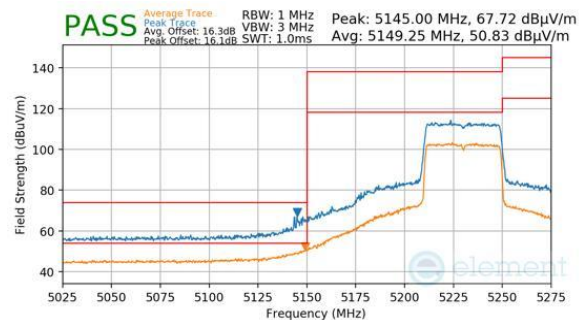
Plot 7-1324. Antenna 3b (Peak, Ch.159, 802.11n, MCS7)



Plot 7-1327. Antenna 3b (Peak & Average, Ch.38, 802.11ax(SU), MCS11)



Plot 7-1325. Antenna 3b (Peak & Average, Ch.38, 802.11ax(SU), MCS2)

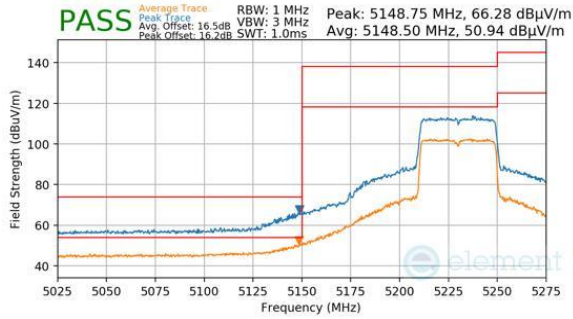


Plot 7-1328. Antenna 3b (Peak & Average, Ch.46, 802.11ax(SU), MCS2)

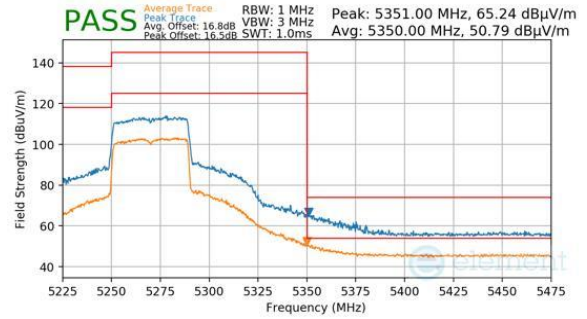
|   |   |                                   |  |
|---|---|-----------------------------------|--|
| FCC ID: BCGA2995<br>IC: 579C-A2995                |  <b>MEASUREMENT REPORT<br/>(CERTIFICATION)</b> |                                   | <b>Approved by:</b><br>Quality Manager |
| <b>Test Report S/N:</b><br>1C2405200018-22-R1.BCG | <b>Test Dates:</b><br>5/20/2024 - 8/28/2024   | <b>EUT Type:</b><br>Tablet Device | Page 463 of 595                        |

V 10.6 10/27/2023

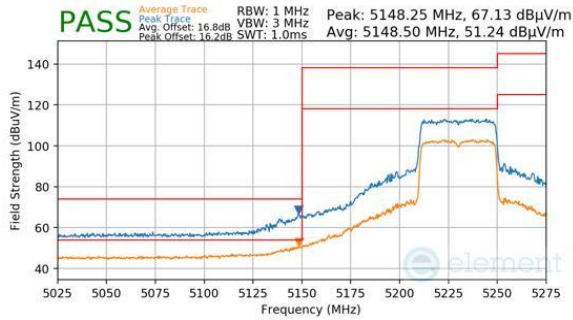




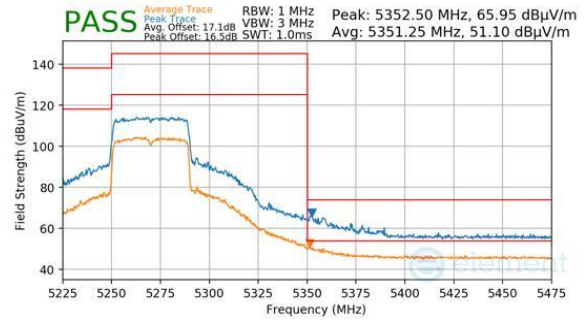
Plot 7-1329. Antenna 3b (Peak & Average, Ch.46, 802.11ax(SU), MCS4)



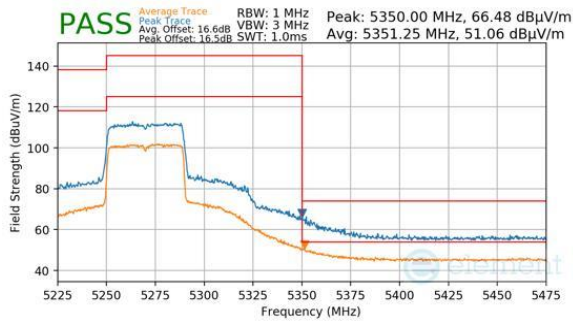
Plot 7-1332. Antenna 3b (Peak & Average, Ch.54, 802.11ax(SU), MCS4)



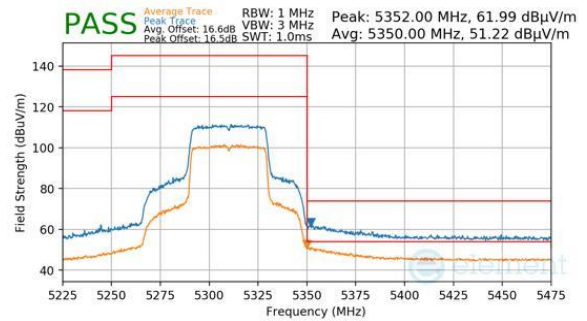
Plot 7-1330. Antenna 3b (Peak & Average, Ch.46, 802.11ax(SU), MCS11)



Plot 7-1333. Antenna 3b (Peak & Average, Ch.54, 802.11ax(SU), MCS11)

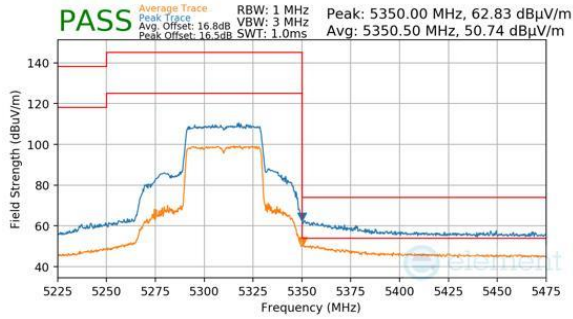


Plot 7-1331. Antenna 3b (Peak & Average, Ch.54, 802.11ax(SU), MCS2)

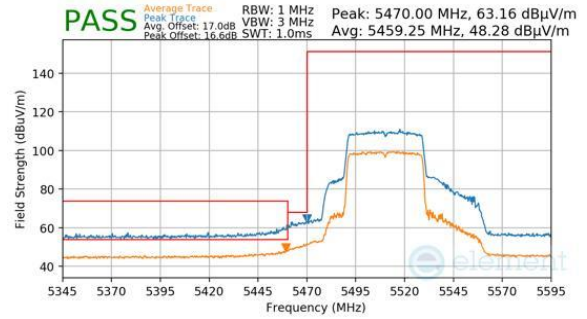


Plot 7-1334. Antenna 3b (Peak & Average, Ch.62, 802.11ax(SU), MCS2)

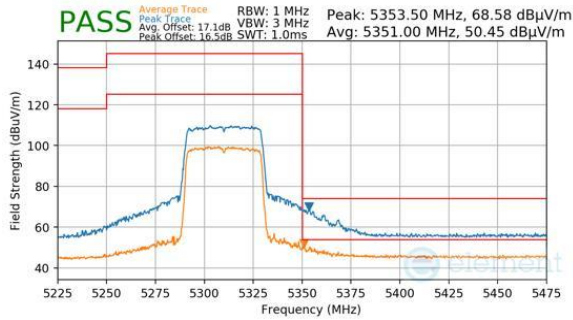
|   |   |                                   |  |
|---|---|-----------------------------------|--|
| FCC ID: BCGA2995<br>IC: 579C-A2995                |  <b>MEASUREMENT REPORT<br/>(CERTIFICATION)</b> |                                   | <b>Approved by:</b><br>Quality Manager |
| <b>Test Report S/N:</b><br>1C2405200018-22-R1.BCG | <b>Test Dates:</b><br>5/20/2024 - 8/28/2024   | <b>EUT Type:</b><br>Tablet Device | Page 464 of 595                        |



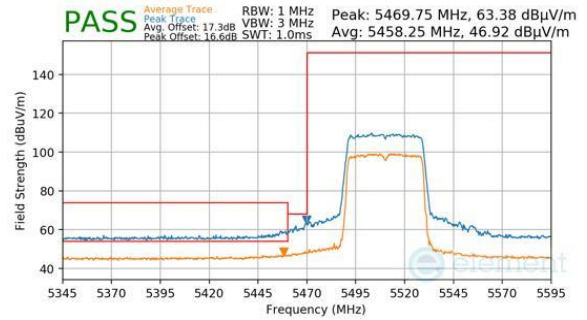
Plot 7-1335. Antenna 3b (Peak & Average, Ch.62, 802.11ax(SU), MCS4)



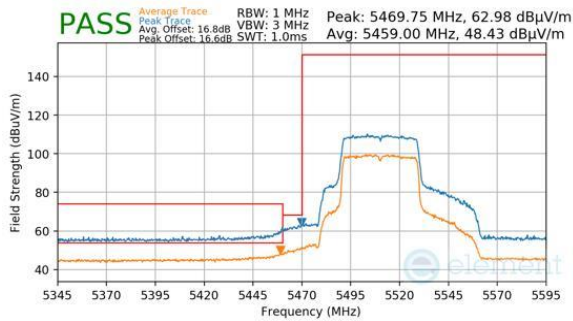
Plot 7-1338. Antenna 3b (Peak & Average, Ch.102, 802.11ax(SU), MCS4)



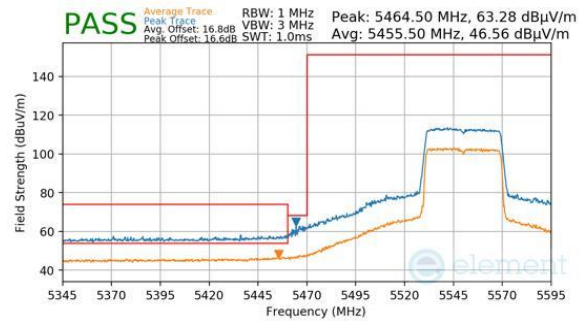
Plot 7-1336. Antenna 3b (Peak & Average, Ch.62, 802.11ax(SU), MCS11)



Plot 7-1339. Antenna 3b (Peak & Average, Ch.102, 802.11ax(SU), MCS11)

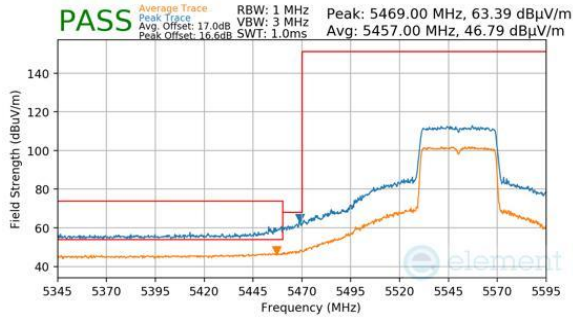


Plot 7-1337. Antenna 3b (Peak & Average, Ch.102, 802.11ax(SU), MCS2)

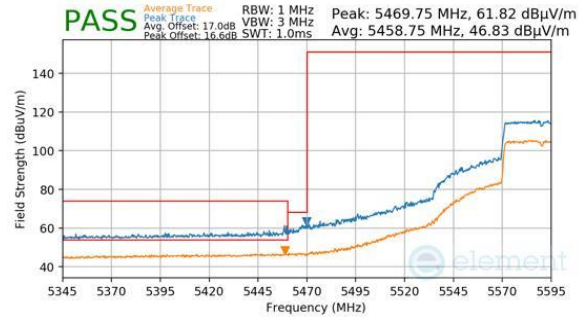


Plot 7-1340. Antenna 3b (Peak & Average, Ch.110, 802.11ax(SU), MCS2)

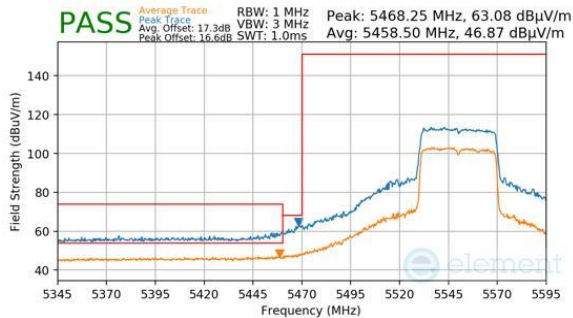
|   |   |                                   |  |
|---|---|-----------------------------------|--|
| FCC ID: BCGA2995<br>IC: 579C-A2995                |  <b>MEASUREMENT REPORT<br/>(CERTIFICATION)</b> |                                   | <b>Approved by:</b><br>Quality Manager |
| <b>Test Report S/N:</b><br>1C2405200018-22-R1.BCG | <b>Test Dates:</b><br>5/20/2024 - 8/28/2024   | <b>EUT Type:</b><br>Tablet Device | Page 465 of 595                        |



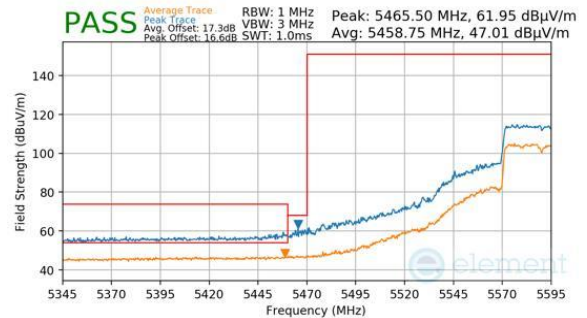
Plot 7-1341. Antenna 3b (Peak & Average, Ch.110, 802.11ax(SU), MCS4)



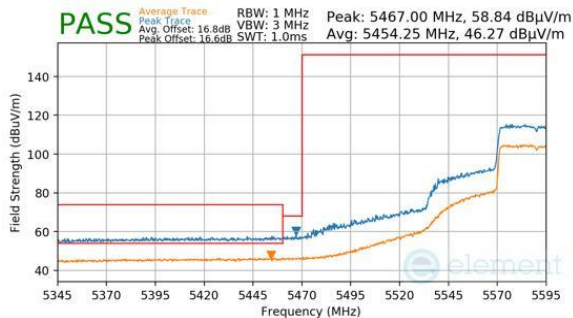
Plot 7-1344. (FCC Only) Antenna 3b (Peak & Average, Ch.118, 802.11ax(SU), MCS4)



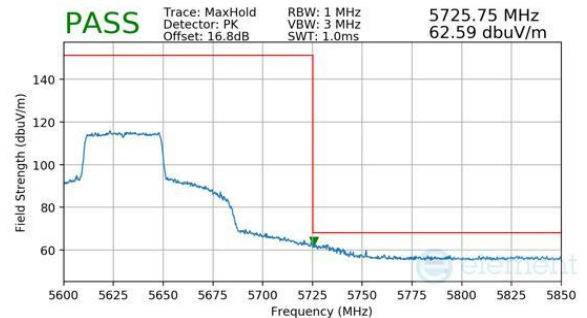
Plot 7-1342. Antenna 3b (Peak & Average, Ch.110, 802.11ax(SU), MCS11)



Plot 7-1345. (FCC Only) Antenna 3b (Peak & Average, Ch.118, 802.11ax(SU), MCS11)

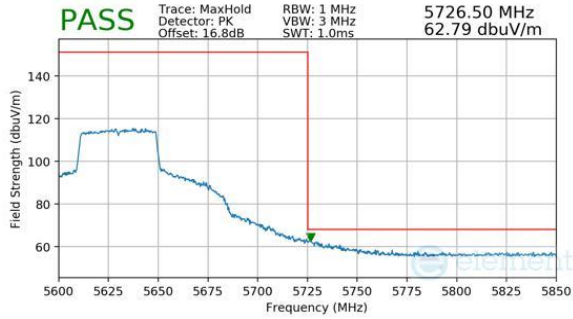


Plot 7-1343. (FCC Only) Antenna 3b (Peak & Average, Ch.118, 802.11ax(SU), MCS2)

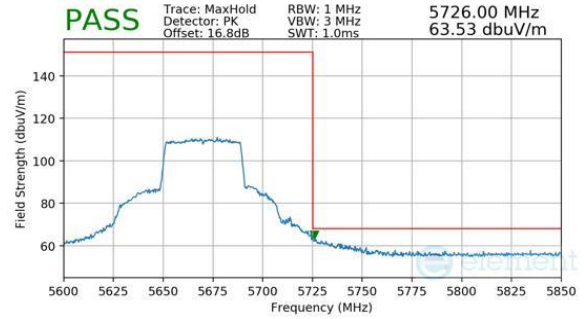


Plot 7-1346. (FCC Only) Antenna 3b (Peak, Ch.126, 802.11ax(SU), MCS2)

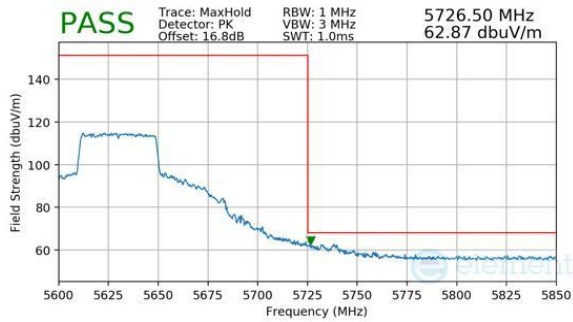
|   |   |                                   |  |
|---|---|-----------------------------------|--|
| FCC ID: BCGA2995<br>IC: 579C-A2995                |  <b>MEASUREMENT REPORT<br/>(CERTIFICATION)</b> |                                   | <b>Approved by:</b><br>Quality Manager |
| <b>Test Report S/N:</b><br>1C2405200018-22-R1.BCG | <b>Test Dates:</b><br>5/20/2024 - 8/28/2024   | <b>EUT Type:</b><br>Tablet Device | Page 466 of 595                        |



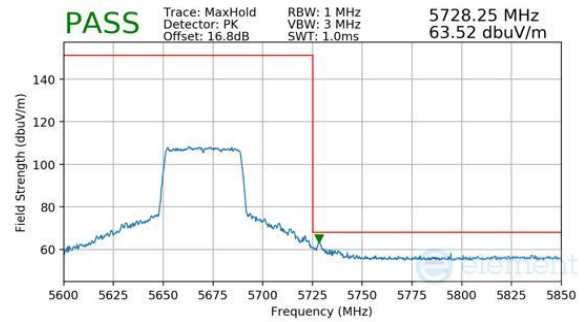
Plot 7-1347. (FCC Only) Antenna 3b (Peak, Ch.126, 802.11ax(SU), MCS4)



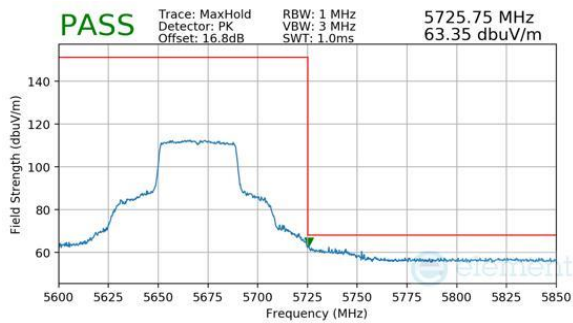
Plot 7-1350. Antenna 3b (Peak, Ch.134, 802.11ax(SU), MCS4)



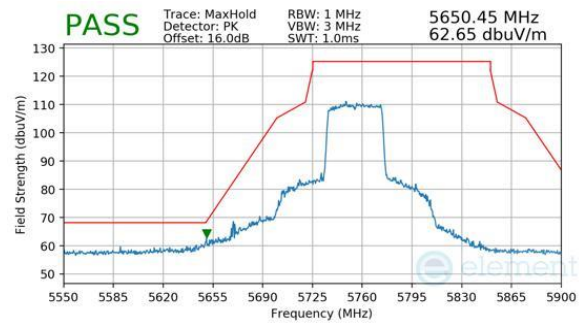
Plot 7-1348. (FCC Only) Antenna 3b (Peak, Ch.126, 802.11ax(SU), MCS11)



Plot 7-1351. Antenna 3b (Peak, Ch.134, 802.11ax(SU), MCS11)



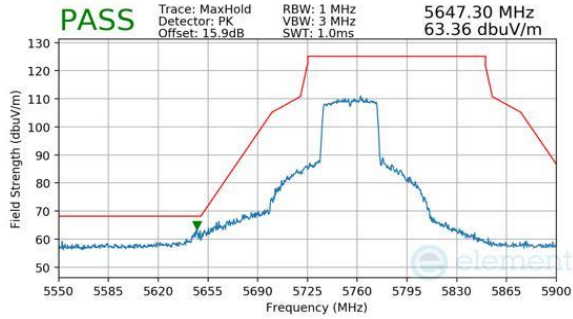
Plot 7-1349. Antenna 3b (Peak, Ch.134, 802.11ax(SU), MCS2)



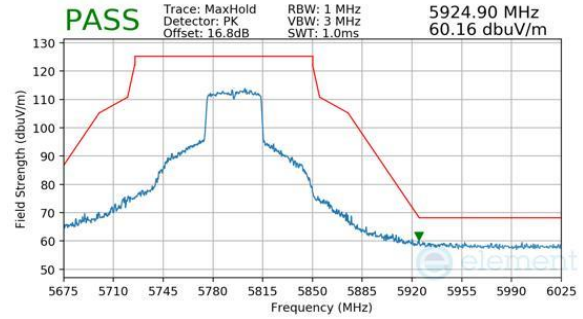
Plot 7-1352. Antenna 3b (Peak, Ch.151, 802.11ax(SU), MCS2)

|   |   |                                   |  |
|---|---|-----------------------------------|--|
| <b>FCC ID:</b> BCGA2995<br><b>IC:</b> 579C-A2995  |  <b>MEASUREMENT REPORT</b><br><b>(CERTIFICATION)</b> |                                   | <b>Approved by:</b><br>Quality Manager |
| <b>Test Report S/N:</b><br>1C2405200018-22-R1.BCG | <b>Test Dates:</b><br>5/20/2024 - 8/28/2024   | <b>EUT Type:</b><br>Tablet Device | Page 467 of 595                        |

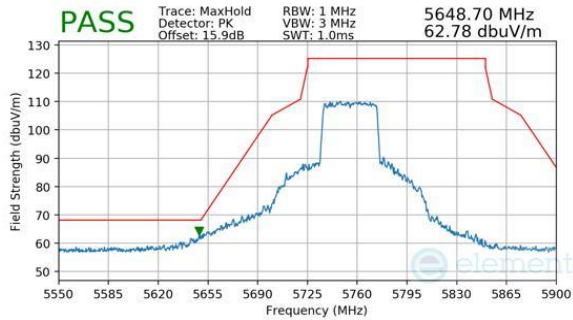




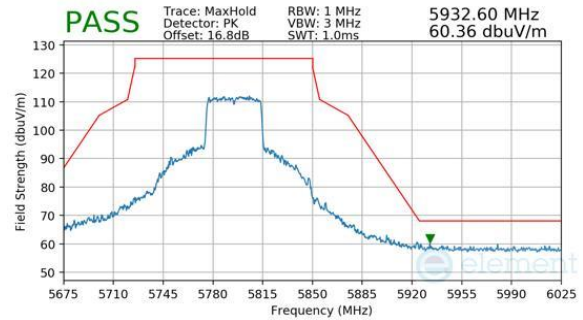
Plot 7-1353. Antenna 3b (Peak, Ch.151, 802.11ax(SU), MCS4)



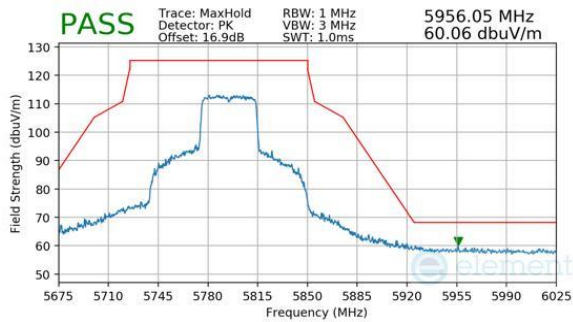
Plot 7-1356. Antenna 3b (Peak, Ch.159, 802.11ax(SU), MCS4)



Plot 7-1354. Antenna 3b (Peak, Ch.151, 802.11ax(SU), MCS11)



Plot 7-1357. Antenna 3b (Peak, Ch.159, 802.11ax(SU), MCS11)



Plot 7-1355. Antenna 3b (Peak, Ch.159, 802.11ax(SU), MCS2)

|   |   |                                   |  |
|---|---|-----------------------------------|--|
| FCC ID: BCGA2995<br>IC: 579C-A2995                |  <b>MEASUREMENT REPORT<br/>(CERTIFICATION)</b> |                                   | <b>Approved by:</b><br>Quality Manager |
| <b>Test Report S/N:</b><br>1C2405200018-22-R1.BCG | <b>Test Dates:</b><br>5/20/2024 - 8/28/2024   | <b>EUT Type:</b><br>Tablet Device | Page 468 of 595                        |