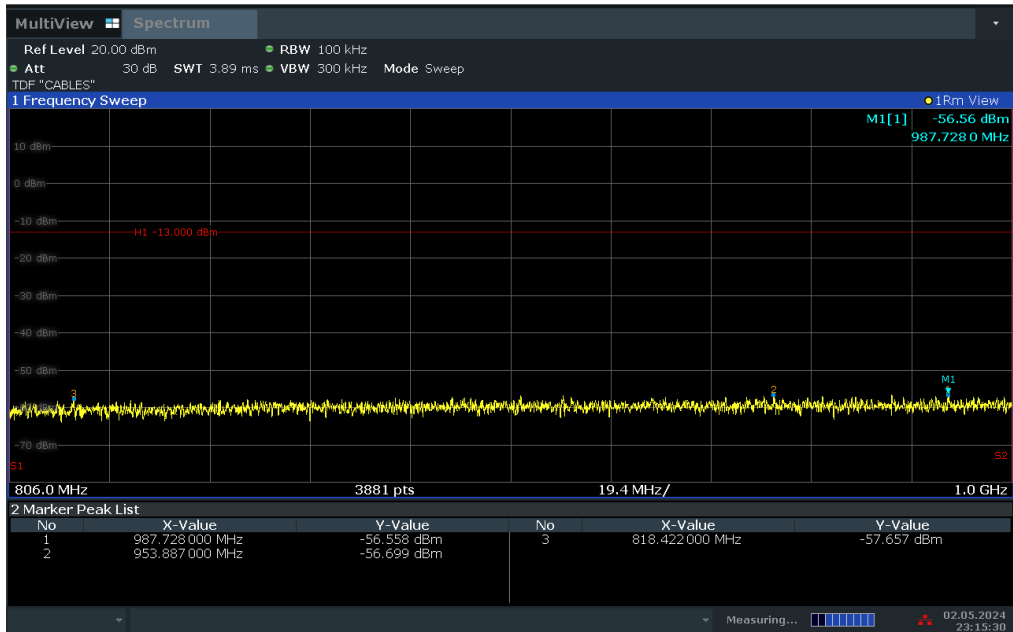


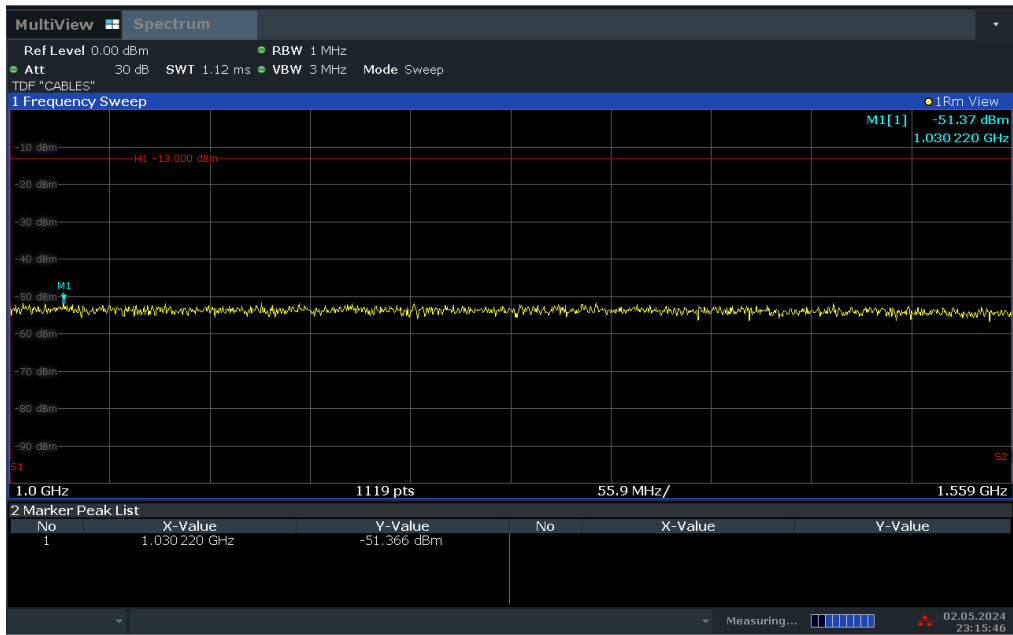
Peak



23:15:30 02.05.2024

Plot 7-187. Conducted Spurious Plot (LTE Band 13 - 10MHz QPSK - RB Size 1, RB Offset 0)

Peak



23:15:48 02.05.2024

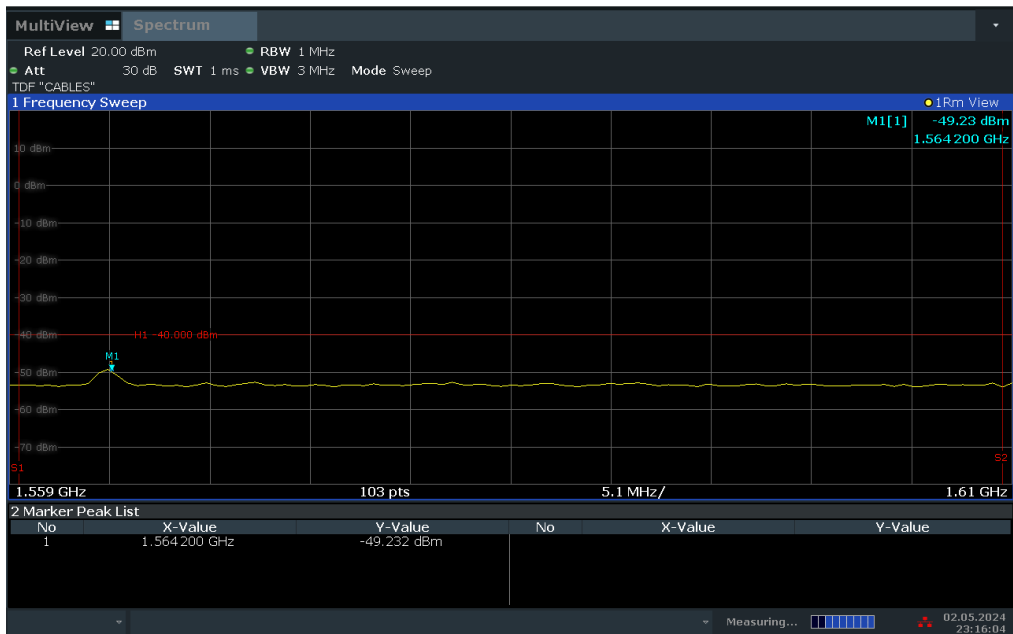
Plot 7-188. Conducted Spurious Plot (LTE Band 13 - 10MHz QPSK - RB Size 1, RB Offset 0)

FCC ID: BCGA2995	element	PART 27 MEASUREMENT REPORT	Approved by: Technical Manager
Test Report S/N: 1C2405200018-09-R1.BCG	Test Dates: 4/18/2024 - 6/24/2024	EUT Type: Tablet Device	Page 117 of 351

V2.2 09/07/2023

Unless otherwise specified, no part of this report may be reproduced or utilized in any part, form or by any means, electronic or mechanical, including photocopying and microfilm, without permission in writing from Element Materials Technology. If you have any questions about this or have an enquiry about obtaining additional rights to this report or assembly of contents thereof, please contact [ct.info@element.com](mailto:ct.info@element.com).

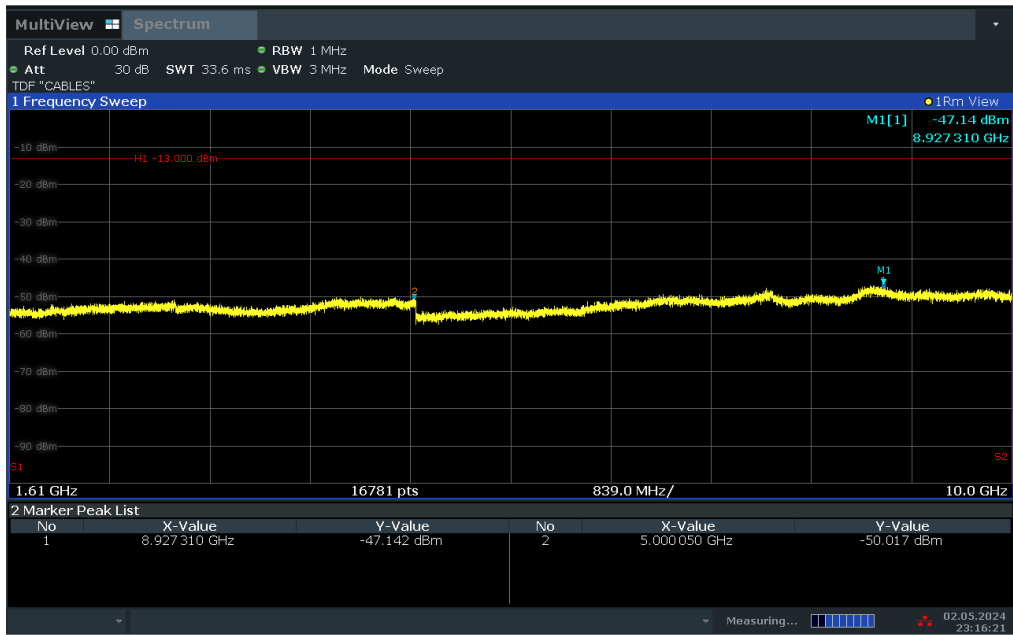
Peak



23:16:05 02.05.2024

Plot 7-189. Conducted Spurious Plot (LTE Band 13 - 10MHz QPSK - RB Size 1, RB Offset 0)

Peak



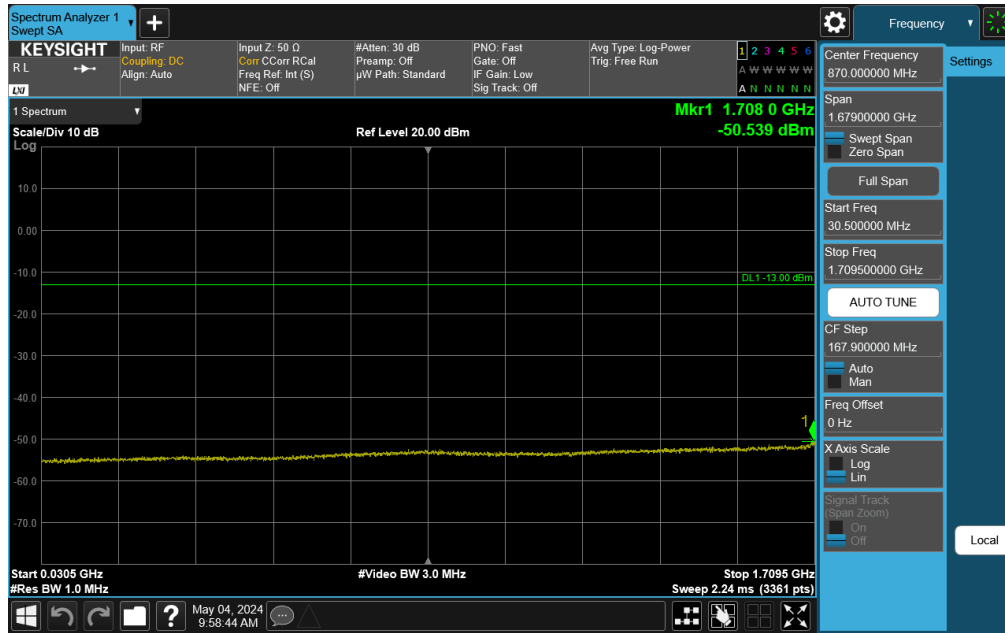
23:16:22 02.05.2024

Plot 7-190. Conducted Spurious Plot (LTE Band 13 - 10MHz QPSK - RB Size 1, RB Offset 0)

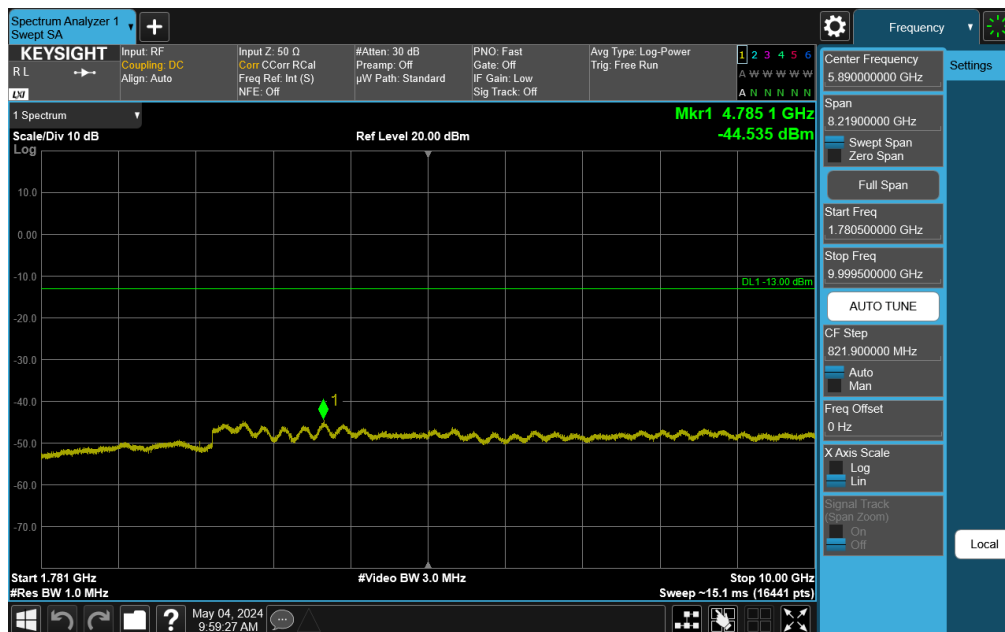
FCC ID: BCGA2995	element PART 27 MEASUREMENT REPORT		Approved by: Technical Manager
Test Report S/N: 1C2405200018-09-R1.BCG	Test Dates: 4/18/2024 - 6/24/2024	EUT Type: Tablet Device	Page 118 of 351

V2.2 09/07/2023


Unless otherwise specified, no part of this report may be reproduced or utilized in any part, form or by any means, electronic or mechanical, including photocopying and microfilm, without permission in writing from Element Materials Technology. If you have any questions about this or have an enquiry about obtaining additional rights to this report or assembly of contents thereof, please contact [ct.info@element.com](mailto:ct.info@element.com).

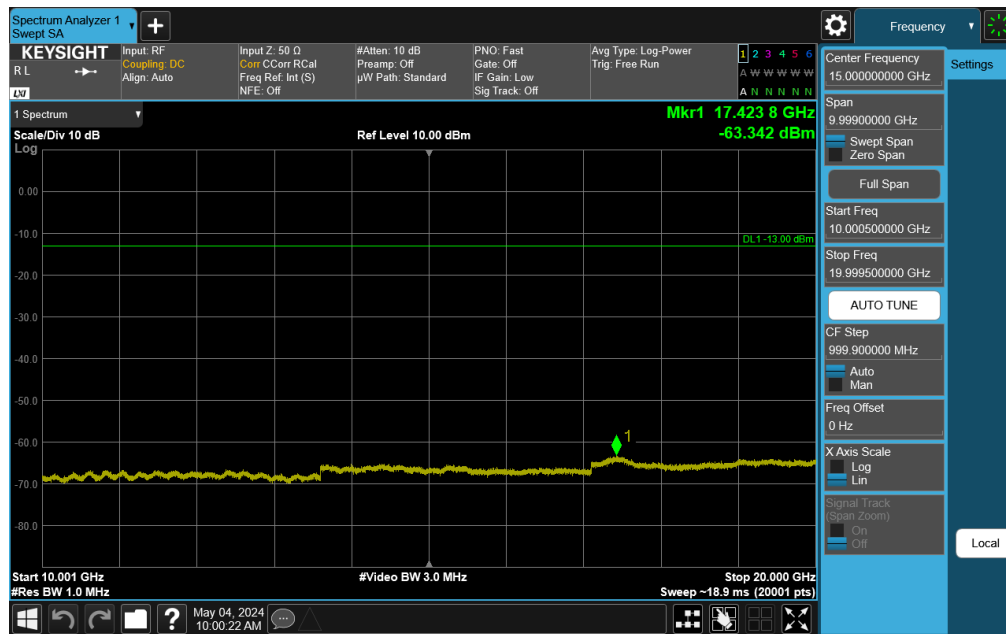


Plot 7-191. Conducted Spurious Plot (NR Band n66 - 40.0MHz DFT-s-OFDM QPSK - RB Size 1, RB Offset 0 - Low Channel)

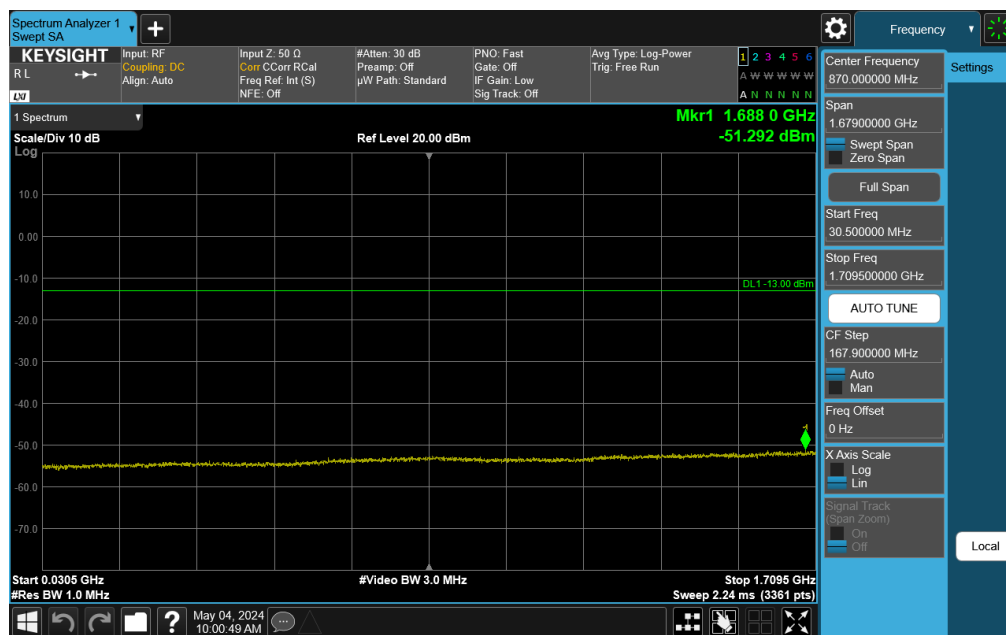


Plot 7-192. Conducted Spurious Plot (NR Band n66 - 40.0MHz DFT-s-OFDM QPSK - RB Size 1, RB Offset 0 - Low Channel)


FCC ID: BCGA2995	 <b>PART 27 MEASUREMENT REPORT</b>		Approved by: Technical Manager
Test Report S/N: 1C2405200018-09-R1.BCG	Test Dates: 4/18/2024 - 6/24/2024	EUT Type: Tablet Device	Page 119 of 351



Plot 7-193. Conducted Spurious Plot (NR Band n66 - 40.0MHz DFT-s-OFDM QPSK - RB Size 1, RB Offset 0 - Low Channel)

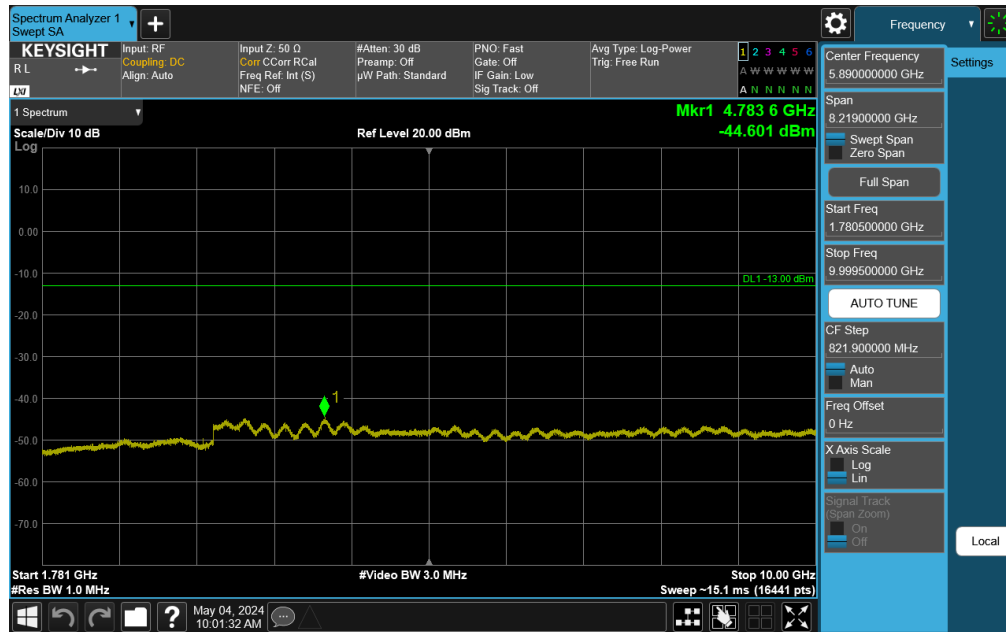


Plot 7-194. Conducted Spurious Plot (NR Band n66 - 40.0MHz DFT-s-OFDM QPSK - RB Size 1, RB Offset 0 - Mid Channel)

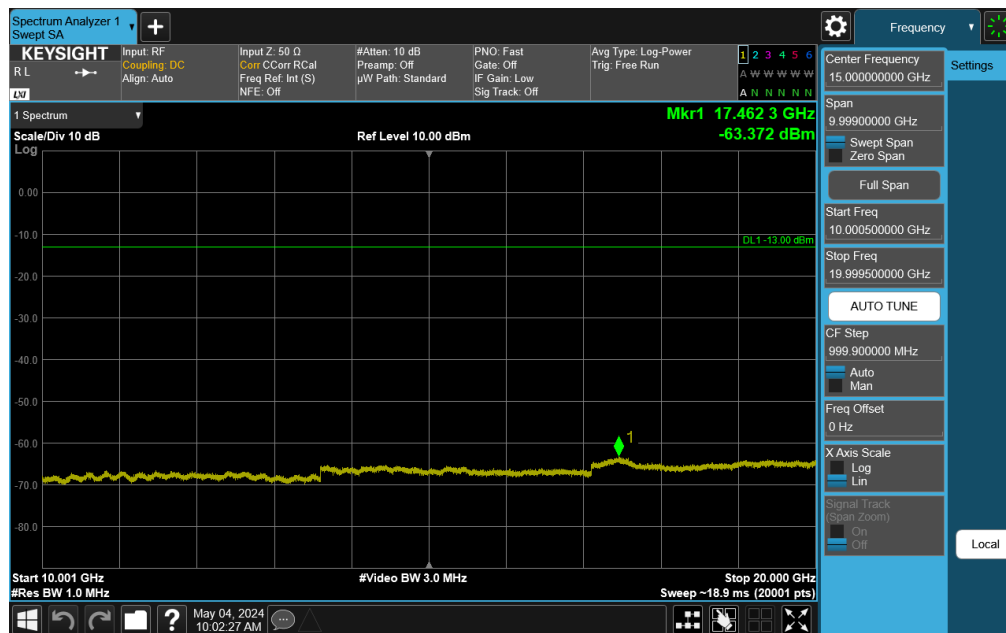
FCC ID: BCGA2995	 <b>PART 27 MEASUREMENT REPORT</b>		Approved by: Technical Manager
Test Report S/N: 1C2405200018-09-R1.BCG	Test Dates: 4/18/2024 - 6/24/2024	EUT Type: Tablet Device	Page 120 of 351

V2.2 09/07/2023

Unless otherwise specified, no part of this report may be reproduced or utilized in any part, form or by any means, electronic or mechanical, including photocopying and microfilm, without permission in writing from Element Materials Technology. If you have any questions about this or have an enquiry about obtaining additional rights to this report or assembly of contents thereof, please contact [ct.info@element.com](mailto:ct.info@element.com).



Plot 7-195. Conducted Spurious Plot (NR Band n66 - 40.0MHz DFT-s-OFDM QPSK - RB Size 1, RB Offset 0 - Mid Channel)

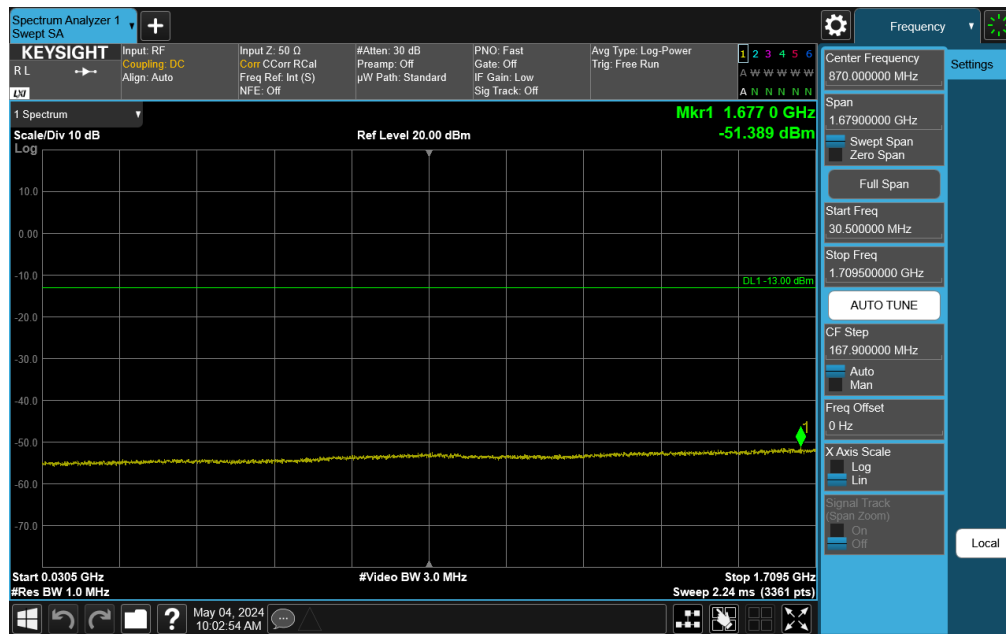


Plot 7-196. Conducted Spurious Plot (NR Band n66 - 40.0MHz DFT-s-OFDM QPSK - RB Size 1, RB Offset 0 - Mid Channel)

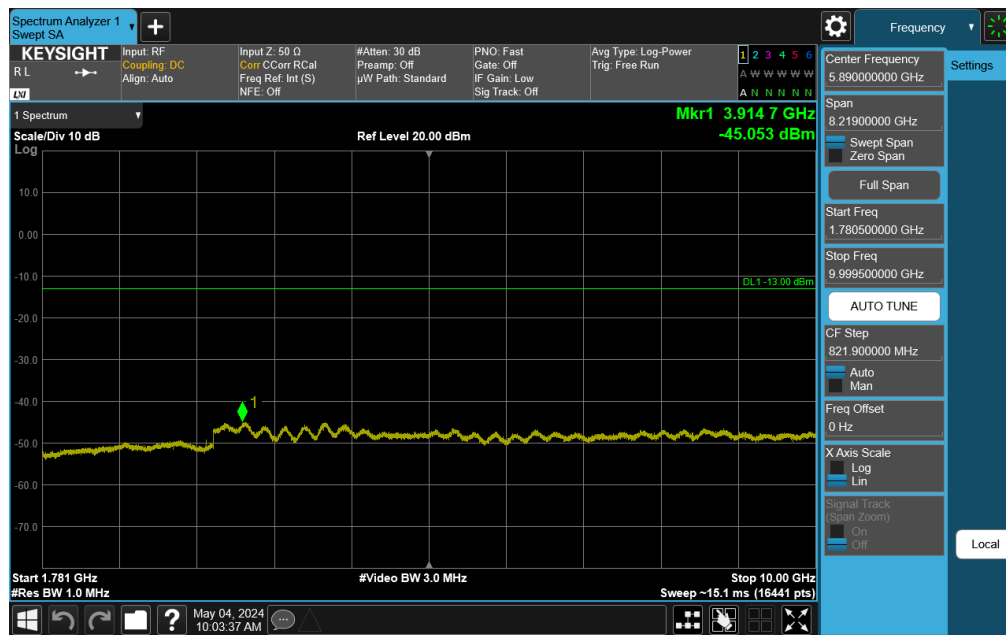
FCC ID: BCGA2995	<p>element</p> <p>PART 27 MEASUREMENT REPORT</p>		Approved by: Technical Manager
Test Report S/N: 1C2405200018-09-R1.BCG	Test Dates: 4/18/2024 - 6/24/2024	EUT Type: Tablet Device	Page 121 of 351

V2.2 09/07/2023

Unless otherwise specified, no part of this report may be reproduced or utilized in any part, form or by any means, electronic or mechanical, including photocopying and microfilm, without permission in writing from Element Materials Technology. If you have any questions about this or have an enquiry about obtaining additional rights to this report or assembly of contents thereof, please contact [ct.info@element.com](mailto:ct.info@element.com).



Plot 7-197. Conducted Spurious Plot (NR Band n66 - 40.0MHz DFT-s-OFDM QPSK - RB Size 1, RB Offset 0 - High Channel)

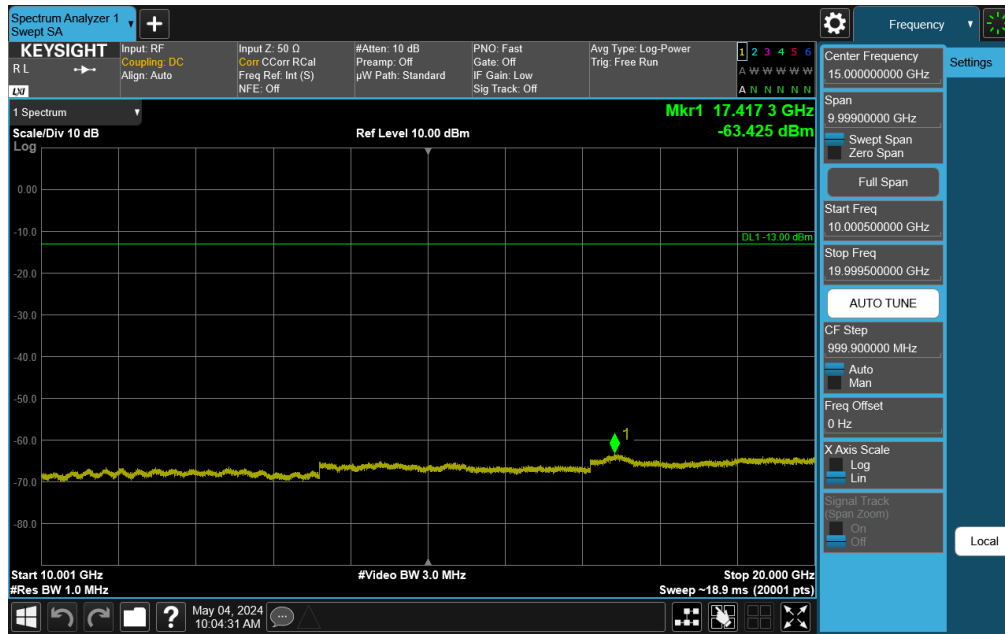


Plot 7-198. Conducted Spurious Plot (NR Band n66 - 40.0MHz DFT-s-OFDM QPSK - RB Size 1, RB Offset 0 - High Channel)

FCC ID: BCGA2995	<b>PART 27 MEASUREMENT REPORT</b>		Approved by: Technical Manager
Test Report S/N: 1C2405200018-09-R1.BCG	Test Dates: 4/18/2024 - 6/24/2024	EUT Type: Tablet Device	Page 122 of 351

V2.2 09/07/2023

Unless otherwise specified, no part of this report may be reproduced or utilized in any part, form or by any means, electronic or mechanical, including photocopying and microfilm, without permission in writing from Element Materials Technology. If you have any questions about this or have an enquiry about obtaining additional rights to this report or assembly of contents thereof, please contact [ct.info@element.com](mailto:ct.info@element.com).

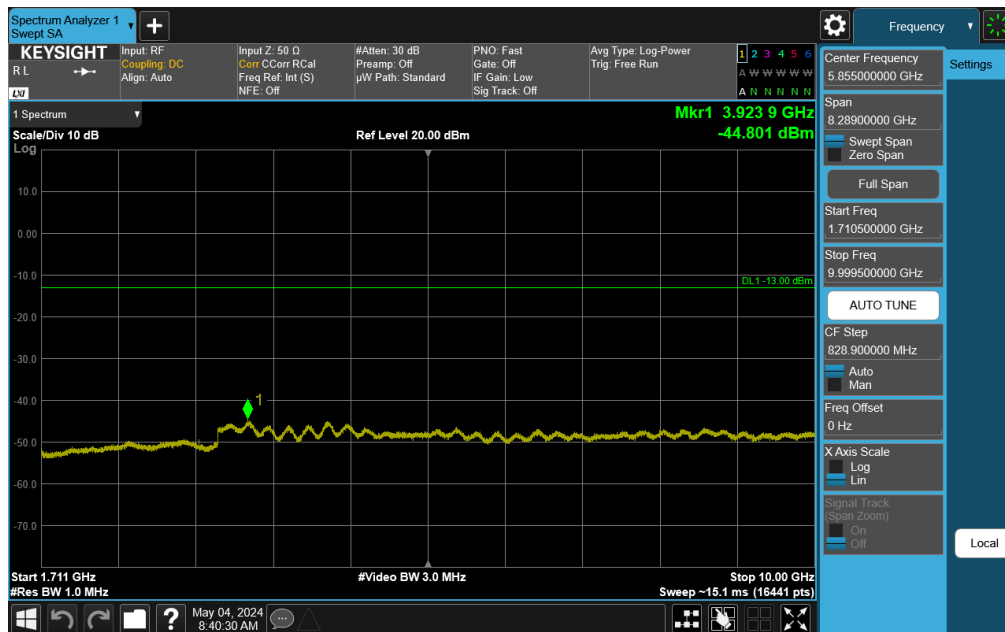
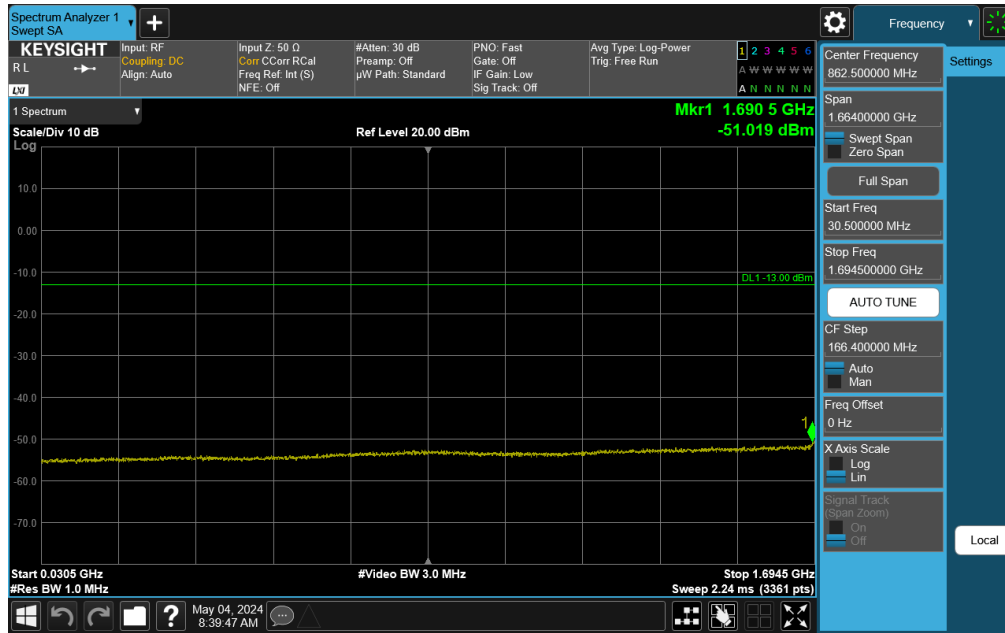



Plot 7-199. Conducted Spurious Plot (NR Band n66 - 40.0MHz DFT-s-OFDM QPSK - RB Size 1, RB Offset 0 - High Channel)

FCC ID: BCGA2995	<div>element</div> <div>PART 27 MEASUREMENT REPORT</div>		Approved by: Technical Manager
Test Report S/N: 1C2405200018-09-R1.BCG	Test Dates: 4/18/2024 - 6/24/2024	EUT Type: Tablet Device	Page 123 of 351

V2.2 09/07/2023

## NR Band n70

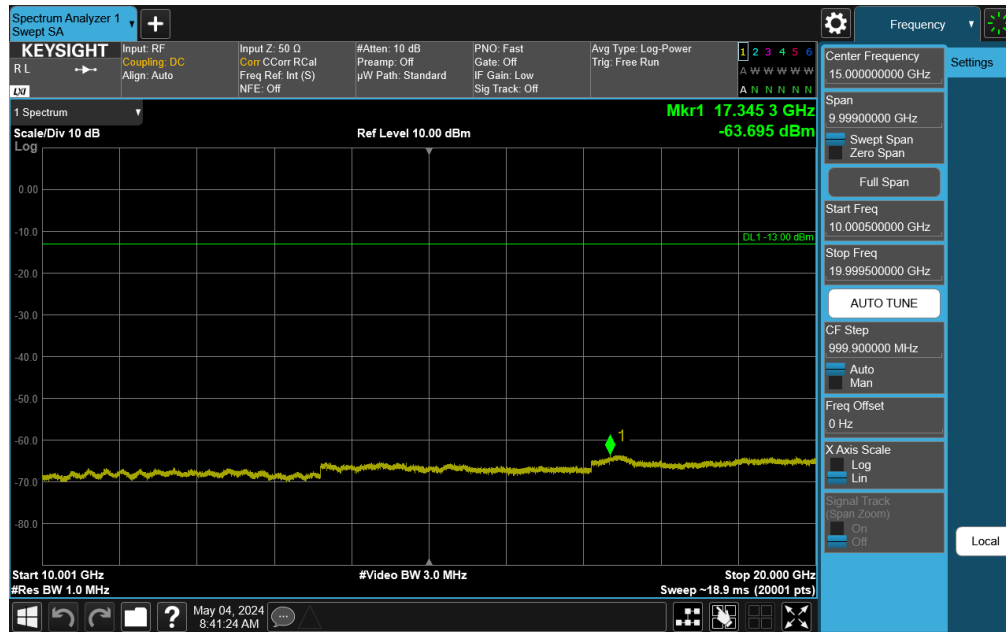


FCC ID: BCGA2995	 <b>PART 27 MEASUREMENT REPORT</b>		Approved by: Technical Manager
Test Report S/N: 1C2405200018-09-R1.BCG	Test Dates: 4/18/2024 - 6/24/2024	EUT Type: Tablet Device	Page 124 of 351

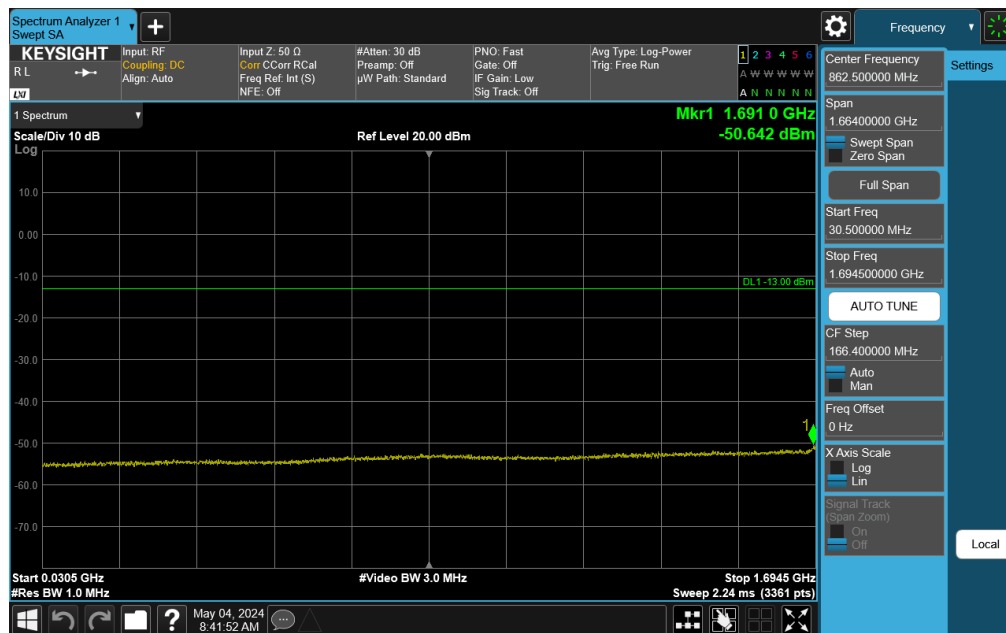
V2.2 09/07/2023

Unless otherwise specified, no part of this report may be reproduced or utilized in any part, form or by any means, electronic or mechanical, including photocopying and microfilm, without permission in writing from Element Materials Technology. If you have any questions about this or have an enquiry about obtaining additional rights to this report or assembly of contents thereof, please contact [ct.info@element.com](mailto:ct.info@element.com).






Plot 7-202. Conducted Spurious Plot (NR Band n70 - 10.0MHz DFT-s-OFDM QPSK - RB Size 1, RB Offset 0 - Low Channel)

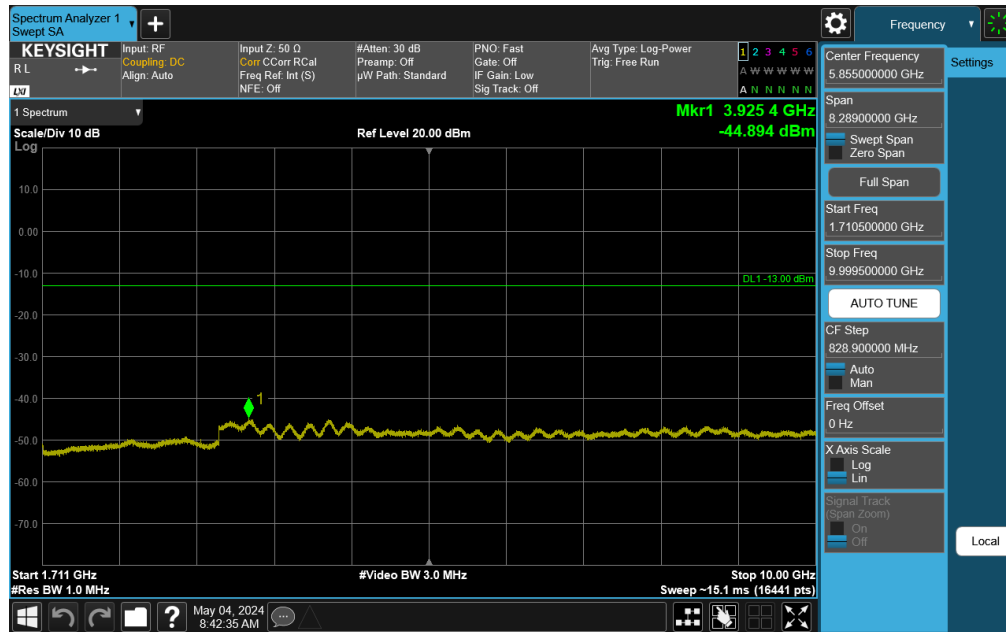


Plot 7-203. Conducted Spurious Plot (NR Band n70 - 15.0MHz DFT-s-OFDM QPSK - RB Size 1, RB Offset 0 - Mid Channel)

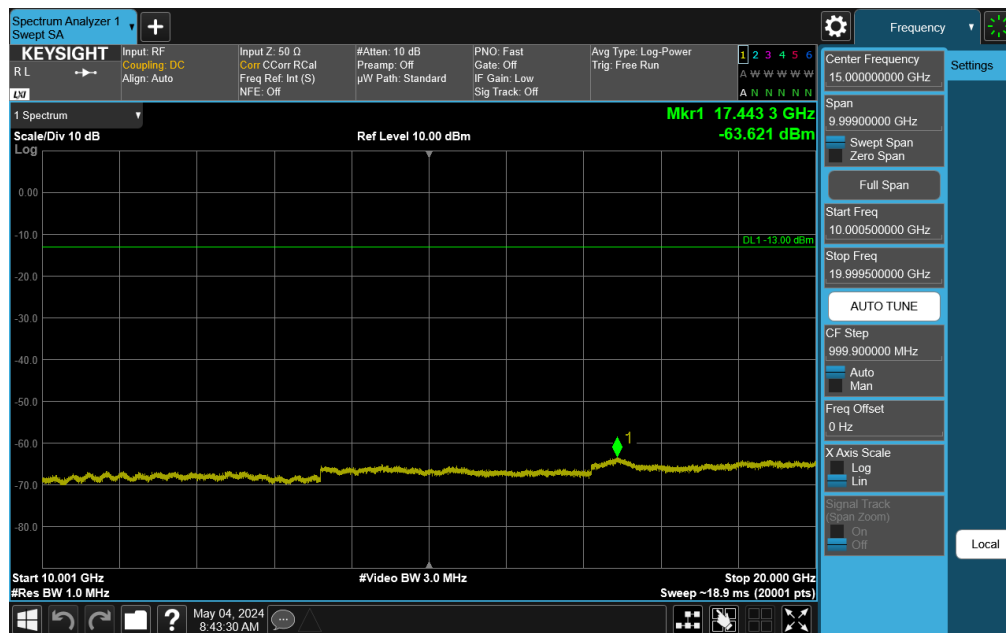
FCC ID: BCGA2995	 <b>PART 27 MEASUREMENT REPORT</b>		Approved by: Technical Manager
Test Report S/N: 1C2405200018-09-R1.BCG	Test Dates: 4/18/2024 - 6/24/2024	EUT Type: Tablet Device	Page 125 of 351

V2.2 09/07/2023


Unless otherwise specified, no part of this report may be reproduced or utilized in any part, form or by any means, electronic or mechanical, including photocopying and microfilm, without permission in writing from Element Materials Technology. If you have any questions about this or have an enquiry about obtaining additional rights to this report or assembly of contents thereof, please contact [ct.info@element.com](mailto:ct.info@element.com).



Plot 7-204. Conducted Spurious Plot (NR Band n70 - 15.0MHz DFT-s-OFDM QPSK - RB Size 1, RB Offset 0 - Mid Channel)

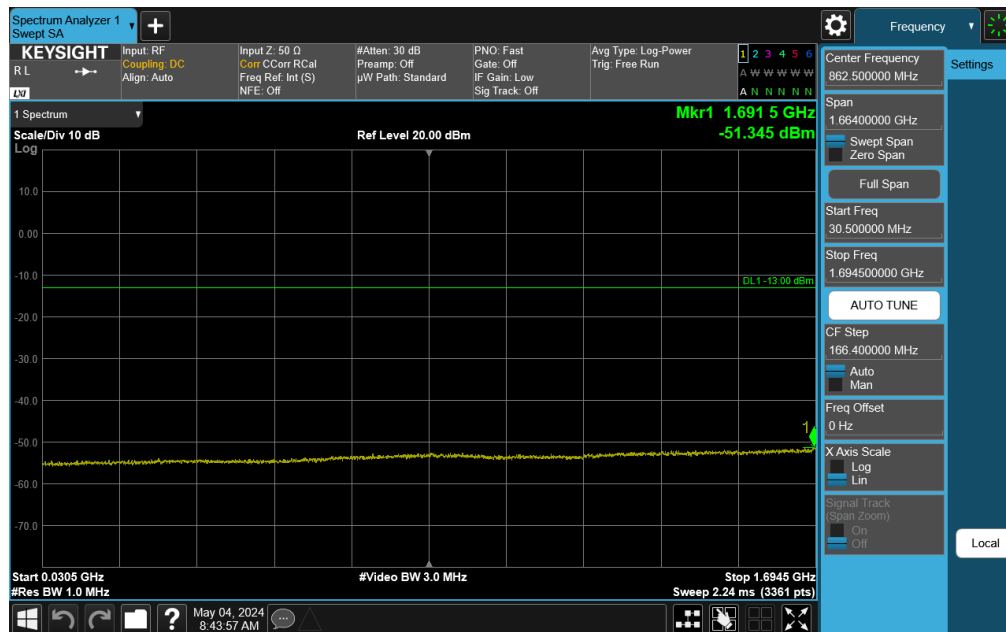


Plot 7-205. Conducted Spurious Plot (NR Band n70 - 15.0MHz DFT-s-OFDM QPSK - RB Size 1, RB Offset 0 - Mid Channel)

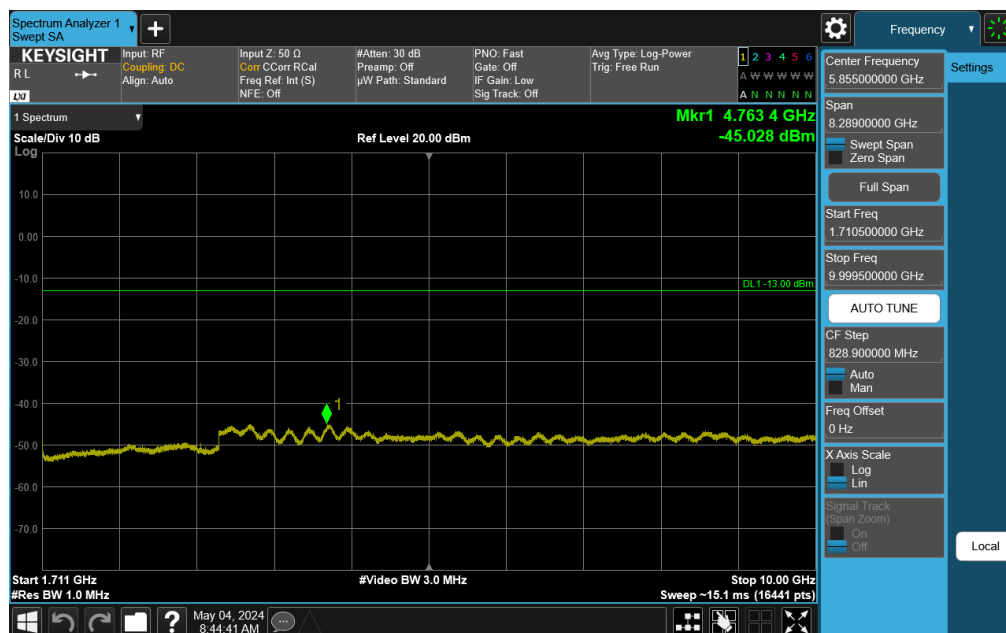
FCC ID: BCGA2995	 <b>PART 27 MEASUREMENT REPORT</b>		Approved by: Technical Manager
Test Report S/N: 1C2405200018-09-R1.BCG	Test Dates: 4/18/2024 - 6/24/2024	EUT Type: Tablet Device	Page 126 of 351

V2.2 09/07/2023


Unless otherwise specified, no part of this report may be reproduced or utilized in any part, form or by any means, electronic or mechanical, including photocopying and microfilm, without permission in writing from Element Materials Technology. If you have any questions about this or have an enquiry about obtaining additional rights to this report or assembly of contents thereof, please contact [ct.info@element.com](mailto:ct.info@element.com).



Plot 7-206. Conducted Spurious Plot (NR Band n70 - 10.0MHz DFT-s-OFDM QPSK - RB Size 1, RB Offset 0 - High Channel)

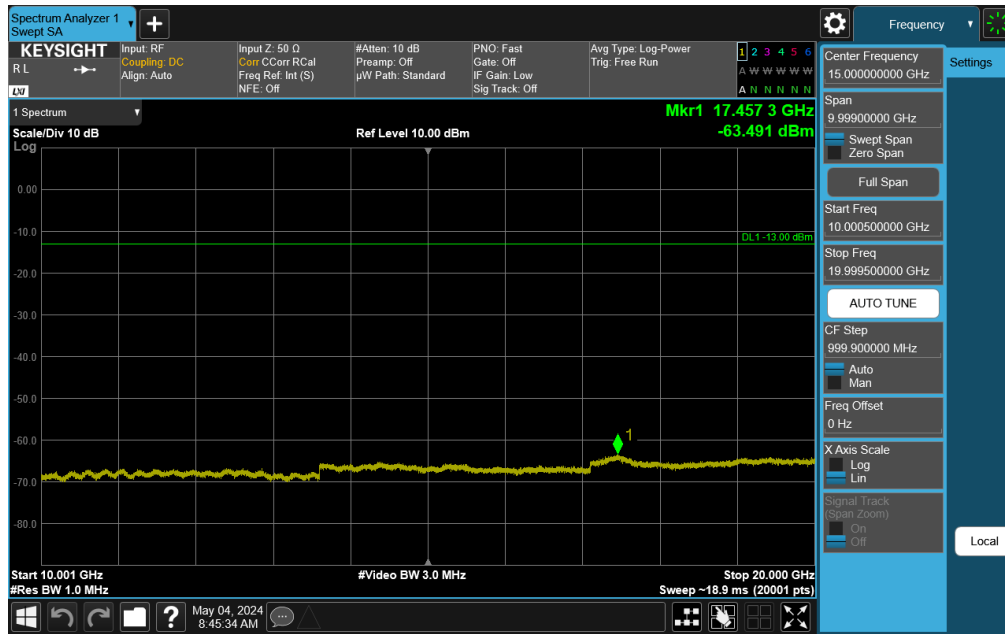


Plot 7-207. Conducted Spurious Plot (NR Band n70 - 10.0MHz DFT-s-OFDM QPSK - RB Size 1, RB Offset 0 - High Channel)

FCC ID: BCGA2995	 <b>PART 27 MEASUREMENT REPORT</b>		Approved by: Technical Manager
Test Report S/N: 1C2405200018-09-R1.BCG	Test Dates: 4/18/2024 - 6/24/2024	EUT Type: Tablet Device	Page 127 of 351

V2.2 09/07/2023

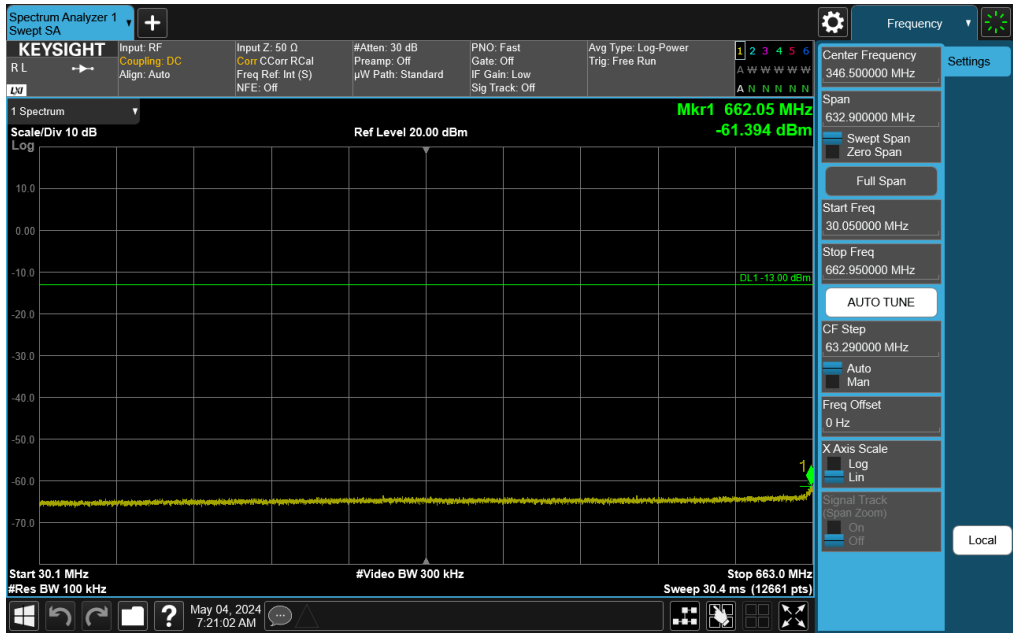
Unless otherwise specified, no part of this report may be reproduced or utilized in any part, form or by any means, electronic or mechanical, including photocopying and microfilm, without permission in writing from Element Materials Technology. If you have any questions about this or have an enquiry about obtaining additional rights to this report or assembly of contents thereof, please contact [ct.info@element.com](mailto:ct.info@element.com).



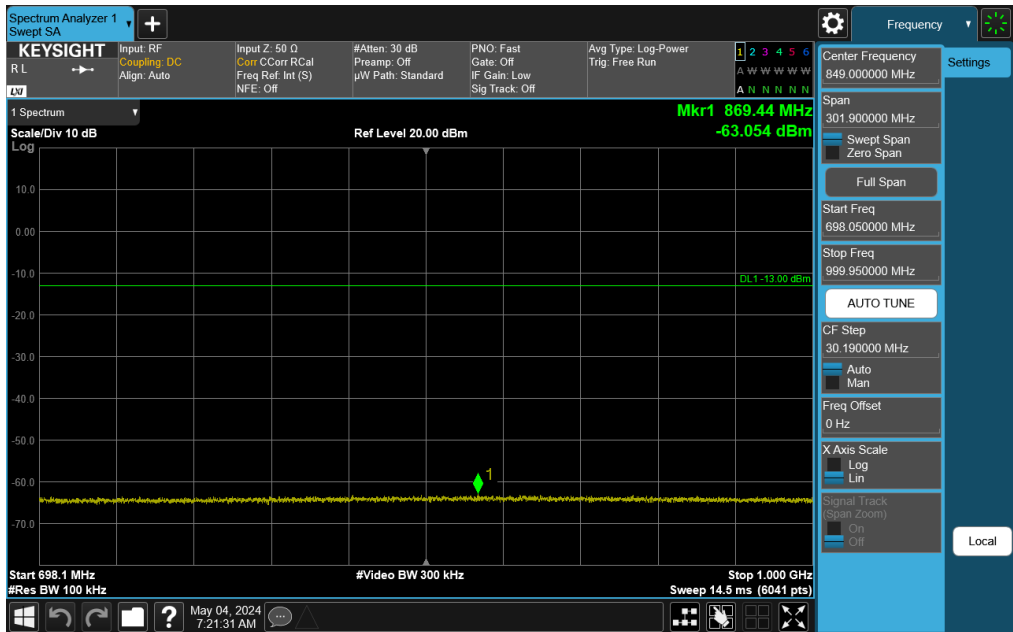
Plot 7-208. Conducted Spurious Plot (NR Band n70 - 10.0MHz DFT-s-OFDM QPSK - RB Size 1, RB Offset 0 - High Channel)

FCC ID: BCGA2995	<div>element</div> <div>PART 27 MEASUREMENT REPORT</div>		Approved by: Technical Manager
Test Report S/N: 1C2405200018-09-R1.BCG	Test Dates: 4/18/2024 - 6/24/2024	EUT Type: Tablet Device	Page 128 of 351

NR Band n71

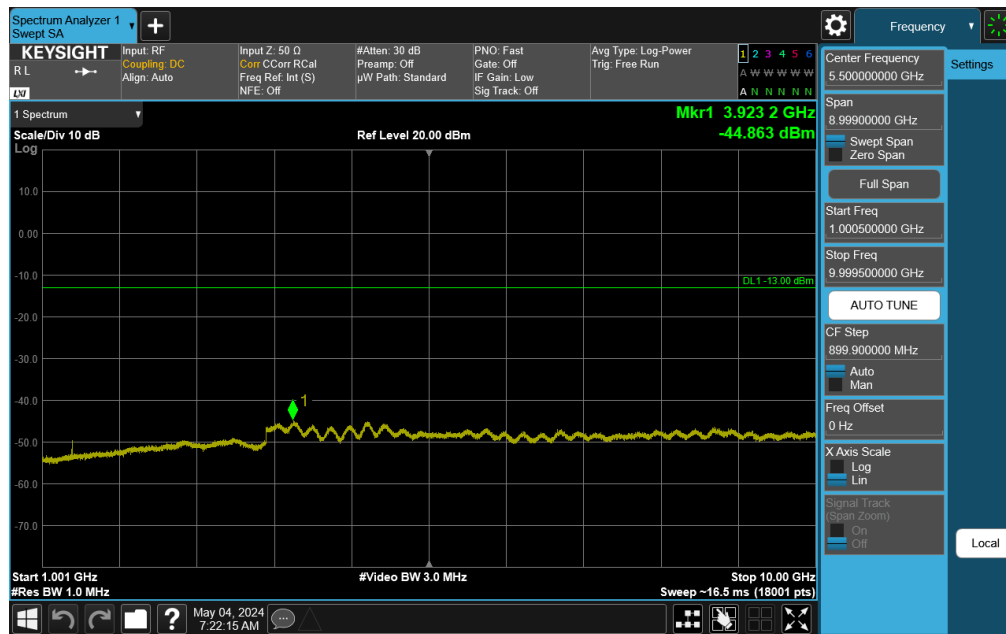


Plot 7-209. Conducted Spurious Plot (NR Band n71 -20.0MHz DFT-s-OFDM QPSK - RB Size 1, RB Offset 0 - Low Channel)

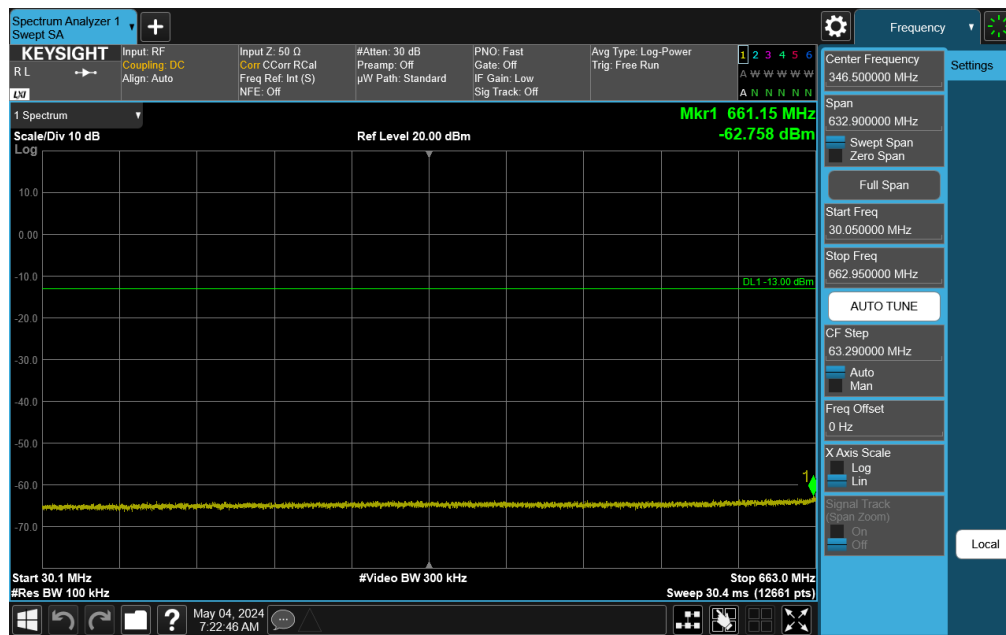


Plot 7-210. Conducted Spurious Plot (NR Band n71 - 20.0MHz DFT-s-OFDM QPSK - RB Size 1, RB Offset 0 - Low Channel)

FCC ID: BCGA2995	PART 27 MEASUREMENT REPORT		Approved by: Technical Manager
Test Report S/N: 1C2405200018-09-R1.BCG	Test Dates: 4/18/2024 - 6/24/2024	EUT Type: Tablet Device	Page 129 of 351



Plot 7-211. Conducted Spurious Plot (NR Band n71 - 20.0MHz DFT-s-OFDM QPSK - RB Size 1, RB Offset 0 - Low Channel)

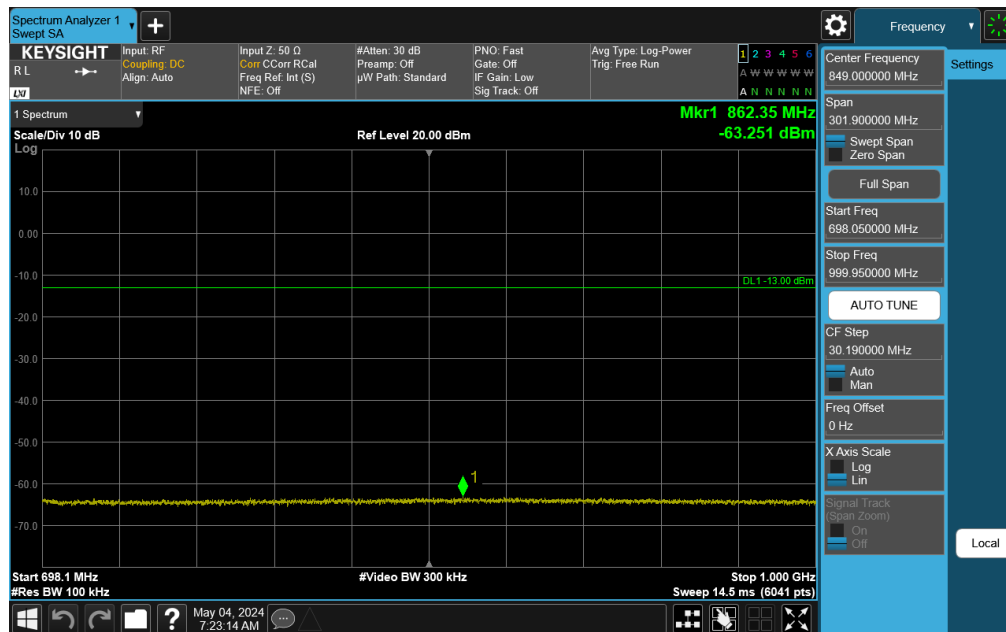


Plot 7-212. Conducted Spurious Plot (NR Band n71 - 20.0MHz DFT-s-OFDM QPSK - RB Size 1, RB Offset 0 - Mid Channel)

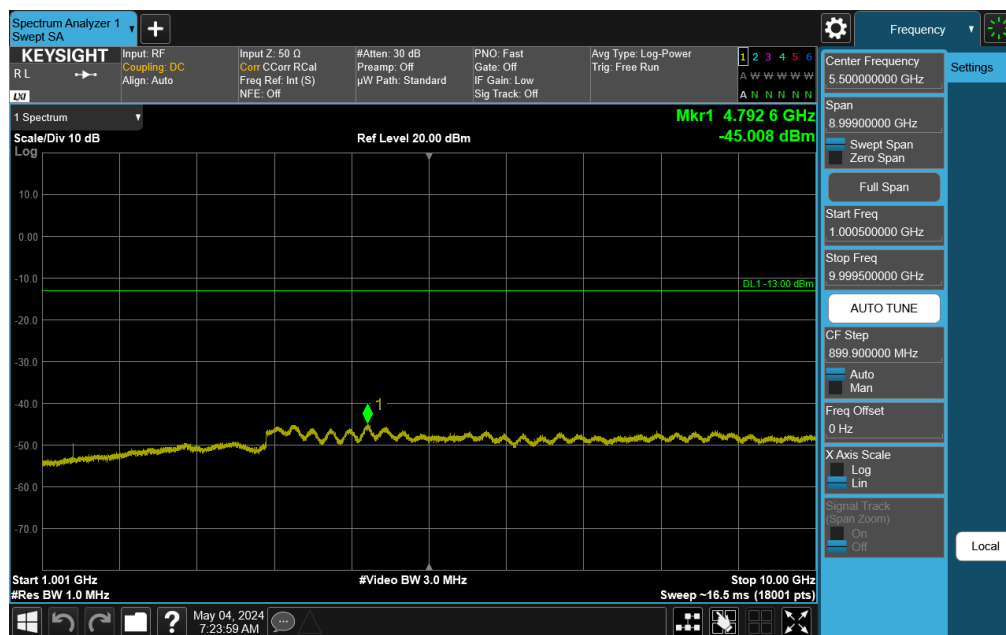
FCC ID: BCGA2995	<p>element</p> <p>PART 27 MEASUREMENT REPORT</p>		Approved by: Technical Manager
Test Report S/N: 1C2405200018-09-R1.BCG	Test Dates: 4/18/2024 - 6/24/2024	EUT Type: Tablet Device	Page 130 of 351

V2.2 09/07/2023

Unless otherwise specified, no part of this report may be reproduced or utilized in any part, form or by any means, electronic or mechanical, including photocopying and microfilm, without permission in writing from Element Materials Technology. If you have any questions about this or have an enquiry about obtaining additional rights to this report or assembly of contents thereof, please contact [ct.info@element.com](mailto:ct.info@element.com).

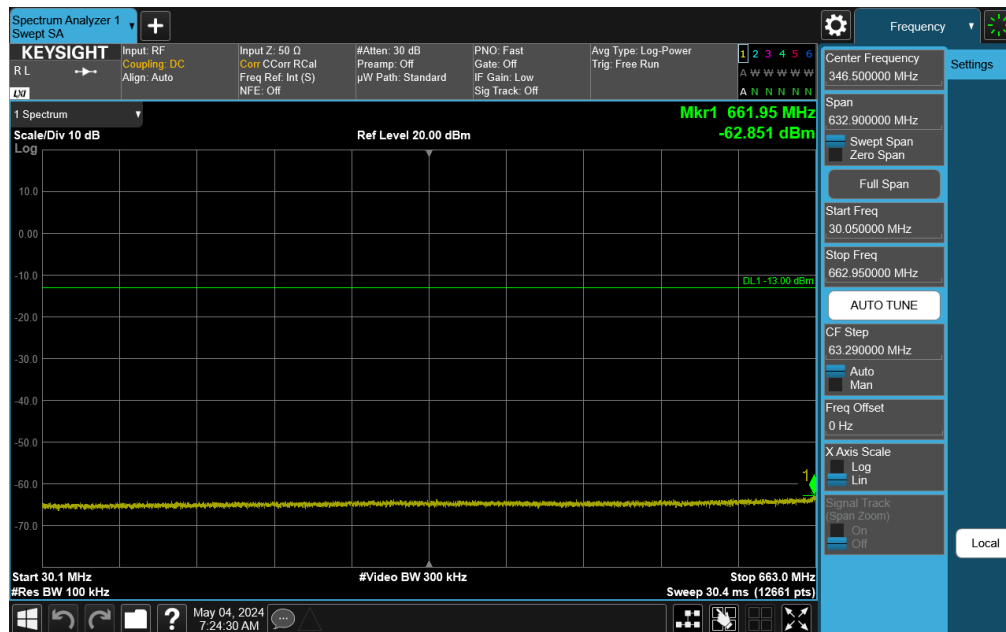


Plot 7-213. Conducted Spurious Plot (NR Band n71 - 20.0MHz DFT-s-OFDM QPSK - RB Size 1, RB Offset 0 - Mid Channel)

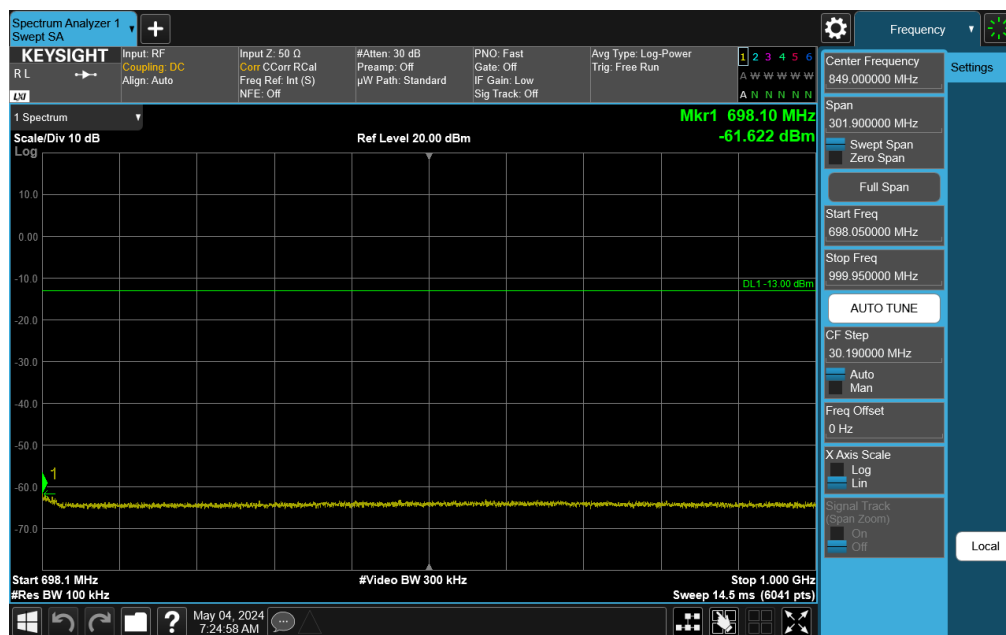


Plot 7-214. Conducted Spurious Plot (NR Band n71 - 20.0MHz DFT-s-OFDM QPSK - RB Size 1, RB Offset 0 - Mid Channel)


FCC ID: BCGA2995	element	PART 27 MEASUREMENT REPORT	Approved by: Technical Manager
Test Report S/N: 1C2405200018-09-R1.BCG	Test Dates: 4/18/2024 - 6/24/2024	EUT Type: Tablet Device	Page 131 of 351



Plot 7-215. Conducted Spurious Plot (NR Band n71 - 20.0MHz DFT-s-OFDM QPSK - RB Size 1, RB Offset 0 - High Channel)



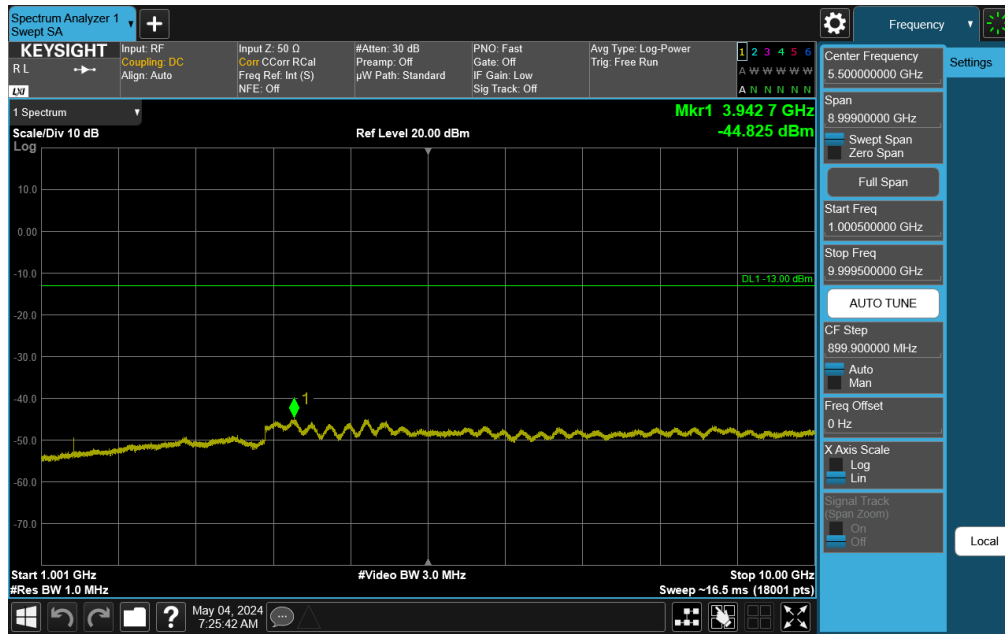
Plot 7-216. Conducted Spurious Plot (NR Band n71 - 20.0MHz DFT-s-OFDM QPSK - RB Size 1, RB Offset 0 - High Channel)

FCC ID: BCGA2995	 <b>PART 27 MEASUREMENT REPORT</b>		Approved by: Technical Manager
Test Report S/N: 1C2405200018-09-R1.BCG	Test Dates: 4/18/2024 - 6/24/2024	EUT Type: Tablet Device	Page 132 of 351

V2.2 09/07/2023

Unless otherwise specified, no part of this report may be reproduced or utilized in any part, form or by any means, electronic or mechanical, including photocopying and microfilm, without permission in writing from Element Materials Technology. If you have any questions about this or have an enquiry about obtaining additional rights to this report or assembly of contents thereof, please contact [ct.info@element.com](mailto:ct.info@element.com).

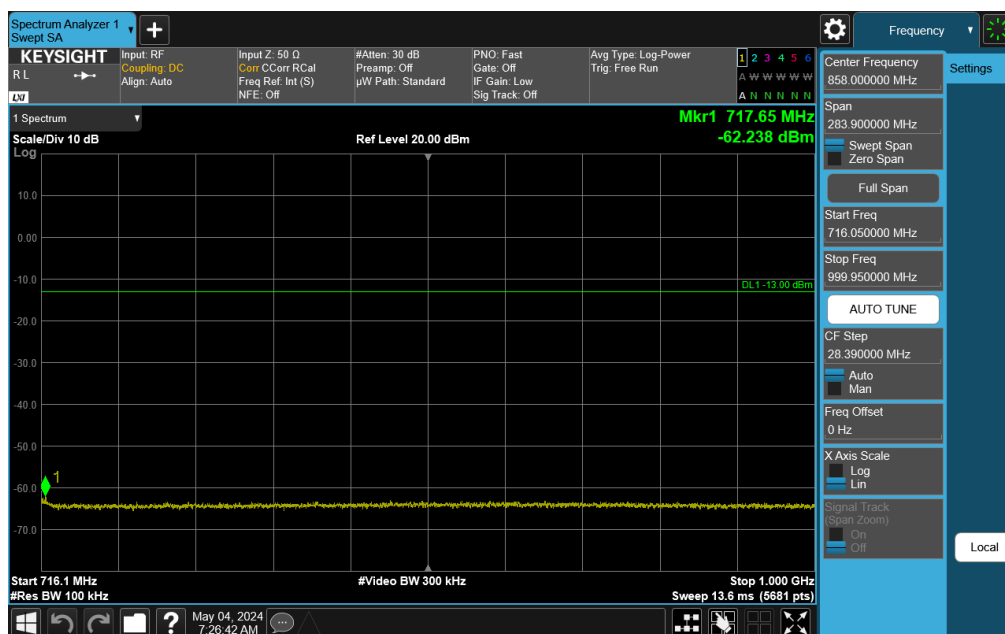
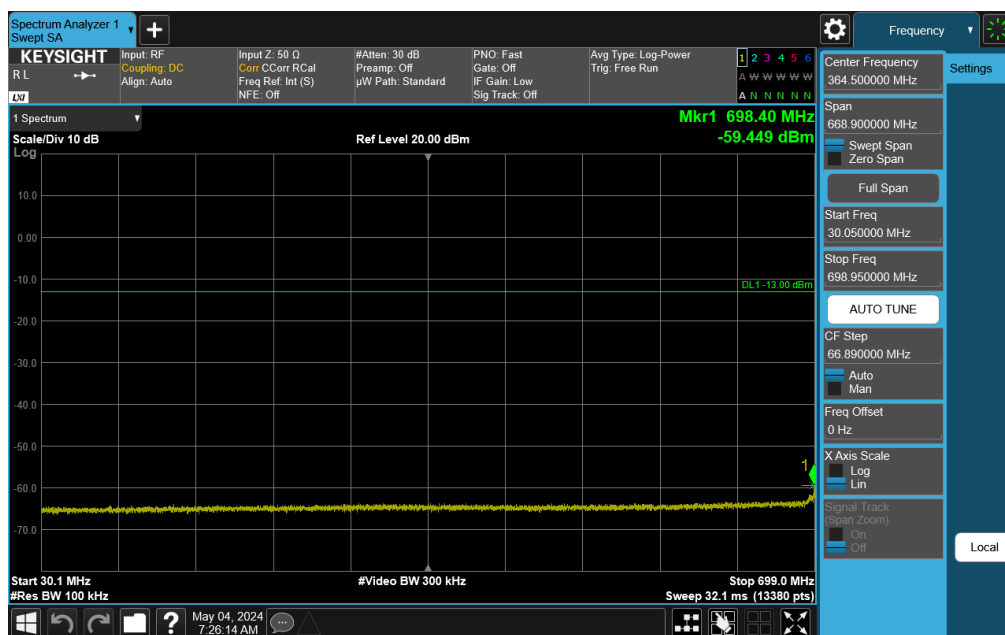





Plot 7-217. Conducted Spurious Plot (NR Band n71 - 20.0MHz DFT-s-OFDM QPSK - RB Size 1, RB Offset 0 - High Channel)

FCC ID: BCGA2995	<div>element</div> <div>PART 27 MEASUREMENT REPORT</div>		Approved by: Technical Manager
Test Report S/N: 1C2405200018-09-R1.BCG	Test Dates: 4/18/2024 - 6/24/2024	EUT Type: Tablet Device	Page 133 of 351

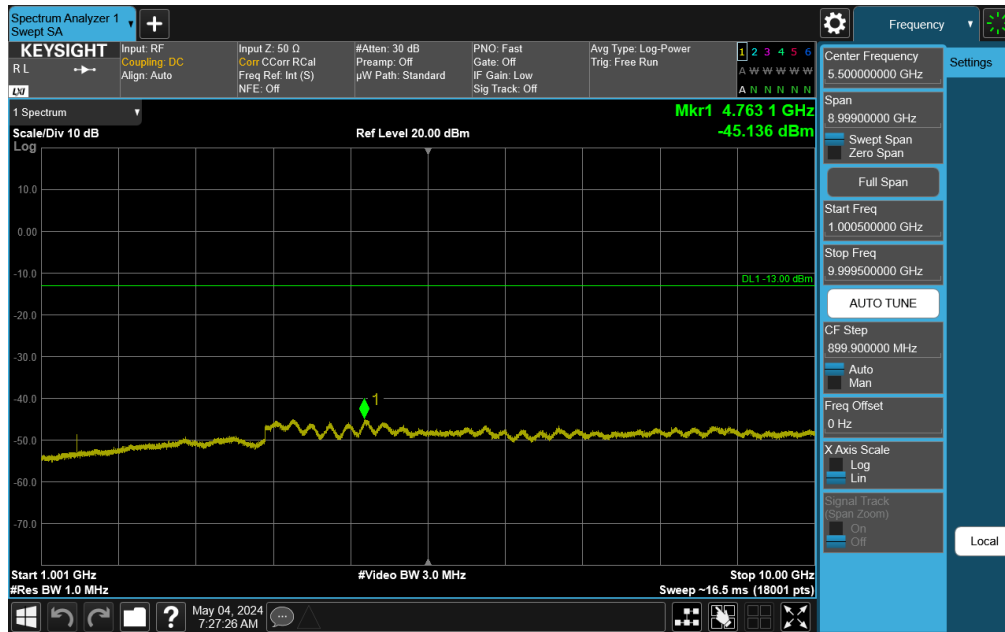
## NR Band n12



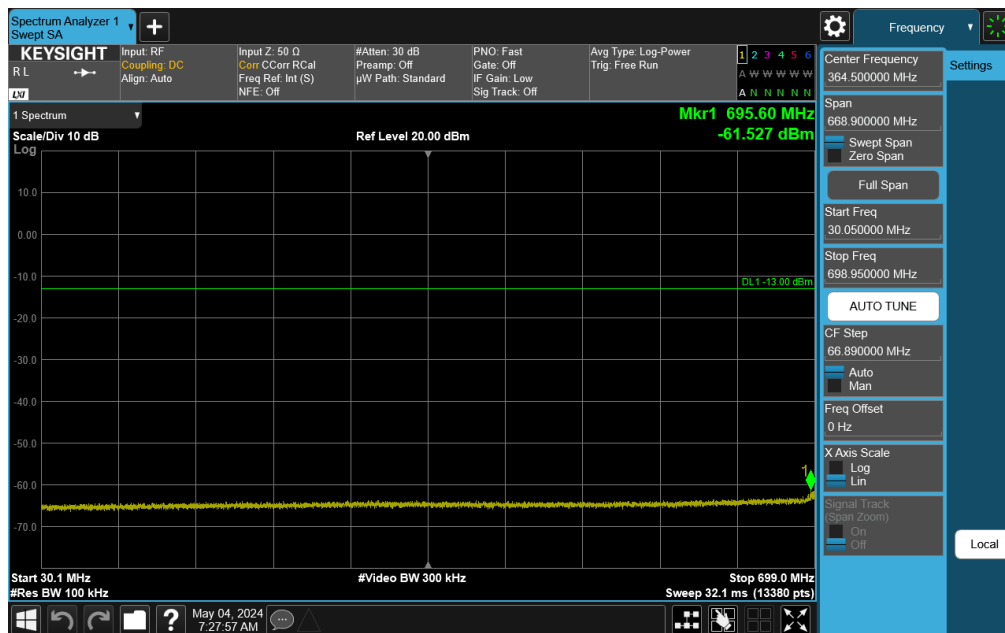
FCC ID: BCGA2995	 <b>PART 27 MEASUREMENT REPORT</b>		Approved by: Technical Manager
Test Report S/N: 1C2405200018-09-R1.BCG	Test Dates: 4/18/2024 - 6/24/2024	EUT Type: Tablet Device	Page 134 of 351

V2.2 09/07/2023

Unless otherwise specified, no part of this report may be reproduced or utilized in any part, form or by any means, electronic or mechanical, including photocopying and microfilm, without permission in writing from Element Materials Technology. If you have any questions about this or have an enquiry about obtaining additional rights to this report or assembly of contents thereof, please contact [ct.info@element.com](mailto:ct.info@element.com).



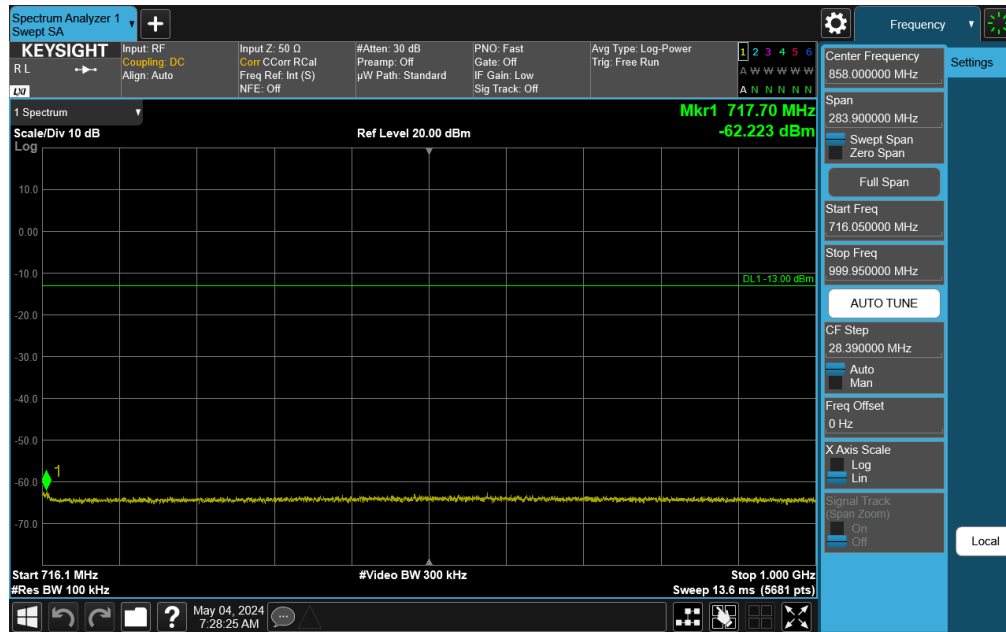
Plot 7-220. Conducted Spurious Plot (NR Band n12 - 15.0MHz DFT-s-OFDM QPSK - RB Size 1, RB Offset 0 - Low Channel)



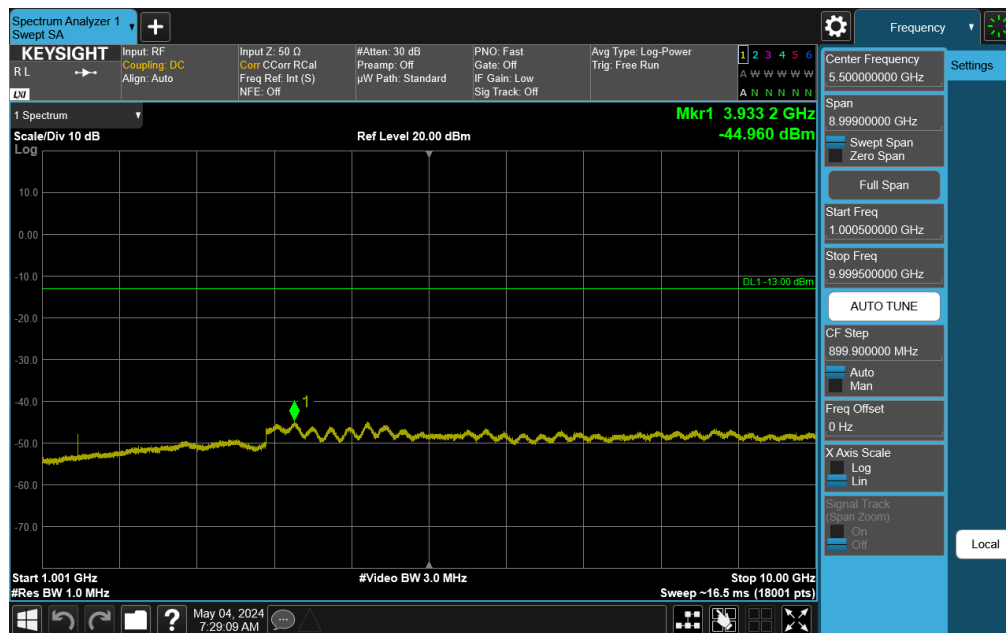
Plot 7-221. Conducted Spurious Plot (NR Band n12 - 15.0MHz DFT-s-OFDM QPSK - RB Size 1, RB Offset 0 - Mid Channel)

FCC ID: BCGA2995	<b>PART 27 MEASUREMENT REPORT</b>		Approved by: Technical Manager
Test Report S/N: 1C2405200018-09-R1.BCG	Test Dates: 4/18/2024 - 6/24/2024	EUT Type: Tablet Device	Page 135 of 351

V2.2 09/07/2023



Plot 7-222. Conducted Spurious Plot (NR Band n12 - 15.0MHz DFT-s-OFDM QPSK - RB Size 1, RB Offset 0 - Mid Channel)

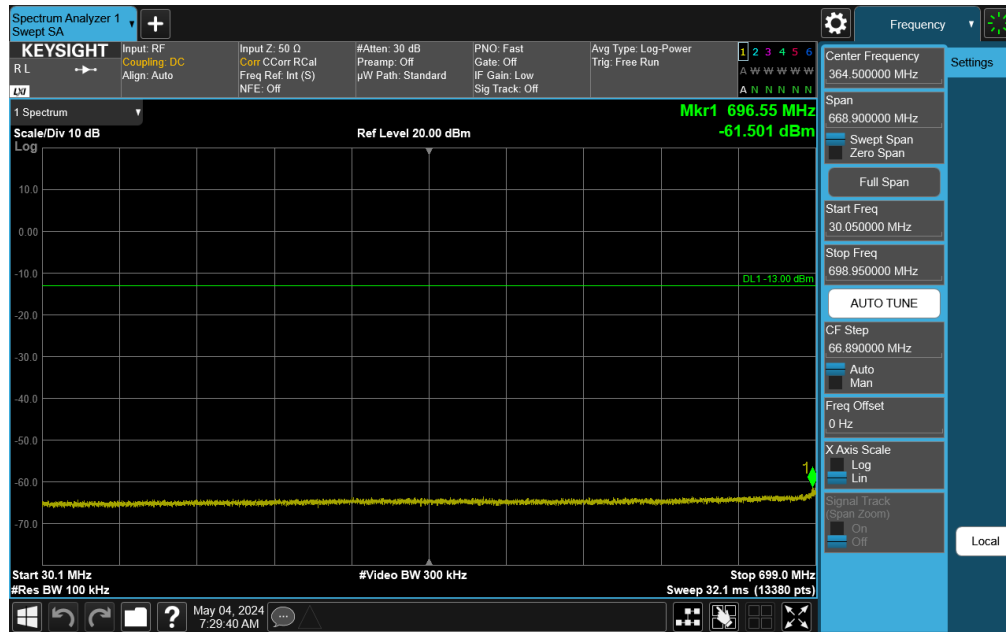


Plot 7-223. Conducted Spurious Plot (NR Band n12 - 15.0MHz DFT-s-OFDM QPSK - RB Size 1, RB Offset 0 - Mid Channel)

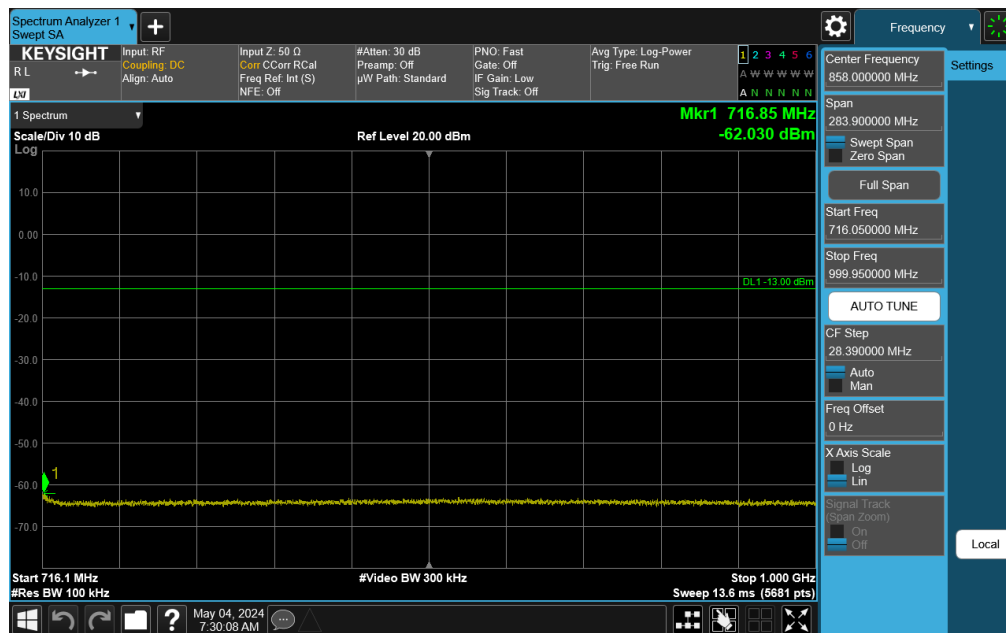
FCC ID: BCGA2995	element	PART 27 MEASUREMENT REPORT	Approved by: Technical Manager
Test Report S/N: 1C2405200018-09-R1.BCG	Test Dates: 4/18/2024 - 6/24/2024	EUT Type: Tablet Device	Page 136 of 351

V2.2 09/07/2023

Unless otherwise specified, no part of this report may be reproduced or utilized in any part, form or by any means, electronic or mechanical, including photocopying and microfilm, without permission in writing from Element Materials Technology. If you have any questions about this or have an enquiry about obtaining additional rights to this report or assembly of contents thereof, please contact [ct.info@element.com](mailto:ct.info@element.com).

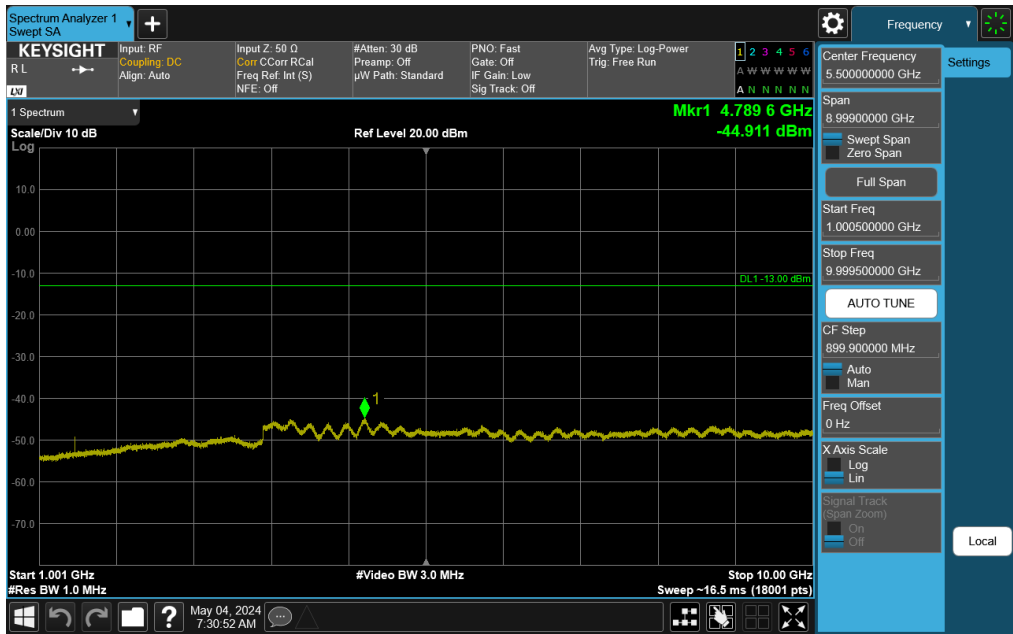


Plot 7-224. Conducted Spurious Plot (NR Band n12 - 15.0MHz DFT-s-OFDM QPSK - RB Size 1, RB Offset 0 - High Channel)



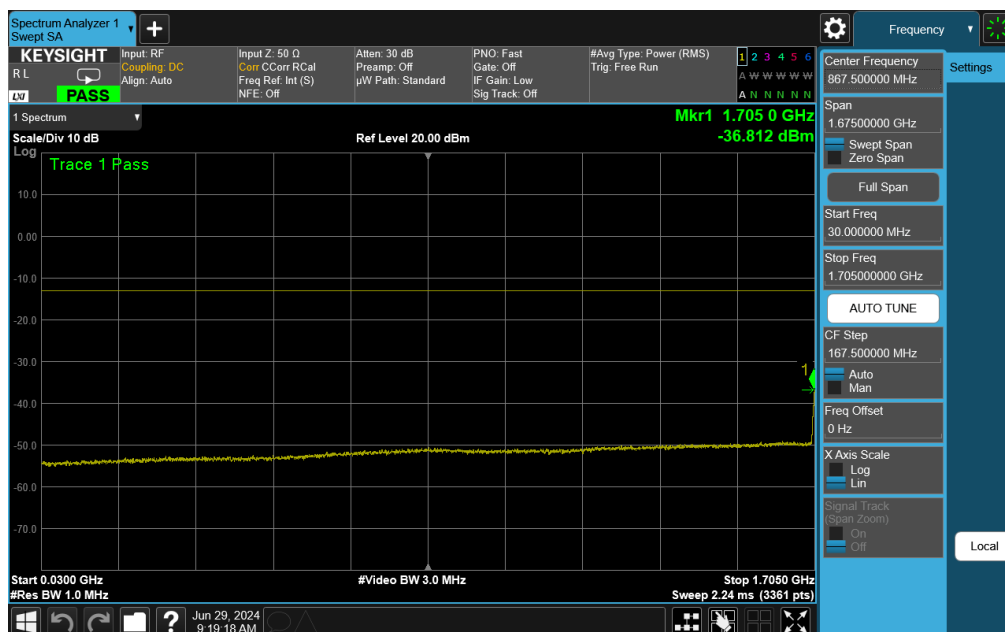
Plot 7-225. Conducted Spurious Plot (NR Band n12 - 15.0MHz DFT-s-OFDM QPSK - RB Size 1, RB Offset 0 - High Channel)

FCC ID: BCGA2995	<p>element PART 27 MEASUREMENT REPORT</p>		Approved by: Technical Manager
Test Report S/N: 1C2405200018-09-R1.BCG	Test Dates: 4/18/2024 - 6/24/2024	EUT Type: Tablet Device	Page 137 of 351

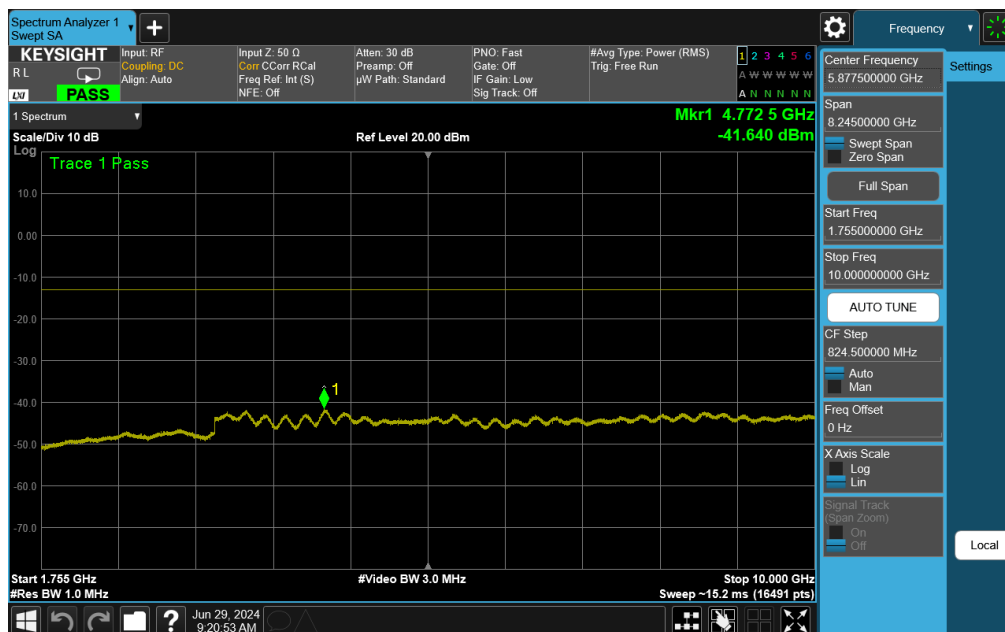


Plot 7-226. Conducted Spurious Plot (NR Band n12 - 15.0MHz DFT-s-OFDM QPSK - RB Size 1, RB Offset 0 - High Channel)


FCC ID: BCGA2995	PART 27 MEASUREMENT REPORT		Approved by: Technical Manager
Test Report S/N: 1C2405200018-09-R1.BCG	Test Dates: 4/18/2024 - 6/24/2024	EUT Type: Tablet Device	Page 138 of 351

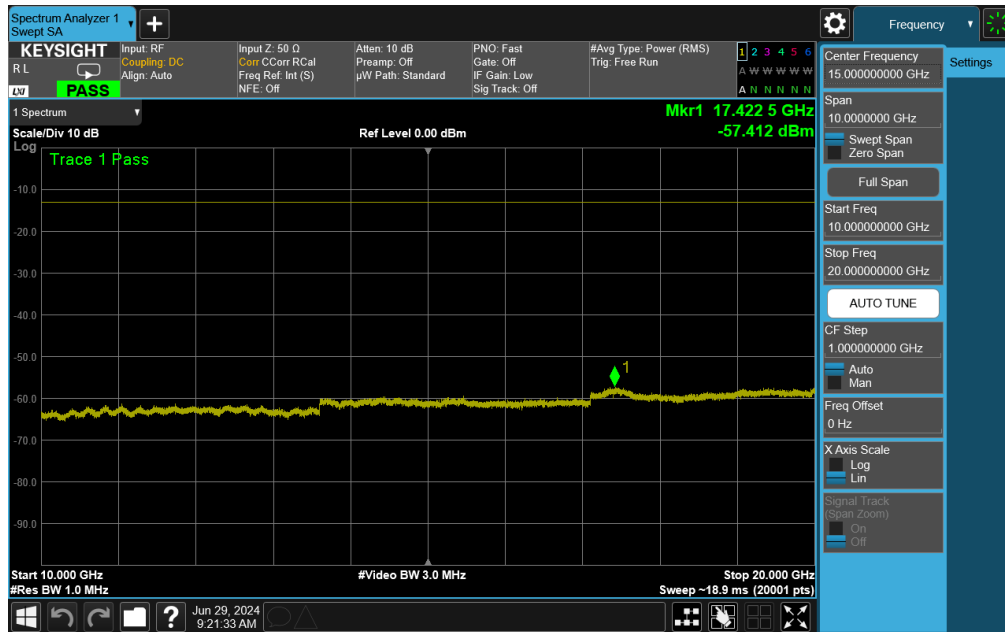


Plot 7-227. Conducted Spurious Plot (WCDMA Ch. 1312- Low Channel)

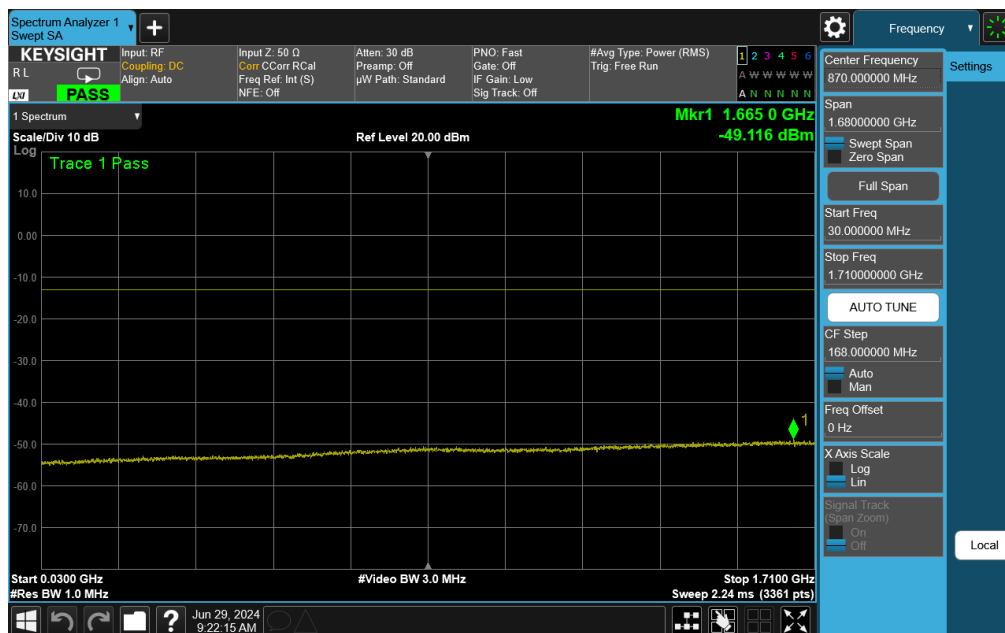


Plot 7-228. Conducted Spurious Plot (WCDMA Ch. 1312- Low Channel)

FCC ID: BCGA2995	 <b>PART 27 MEASUREMENT REPORT</b>		Approved by: Technical Manager
Test Report S/N: 1C2405200018-09-R1.BCG	Test Dates: 4/18/2024 - 6/24/2024	EUT Type: Tablet Device	Page 139 of 351



Plot 7-229. Conducted Spurious Plot (WCDMA Ch. 1312- Low Channel)

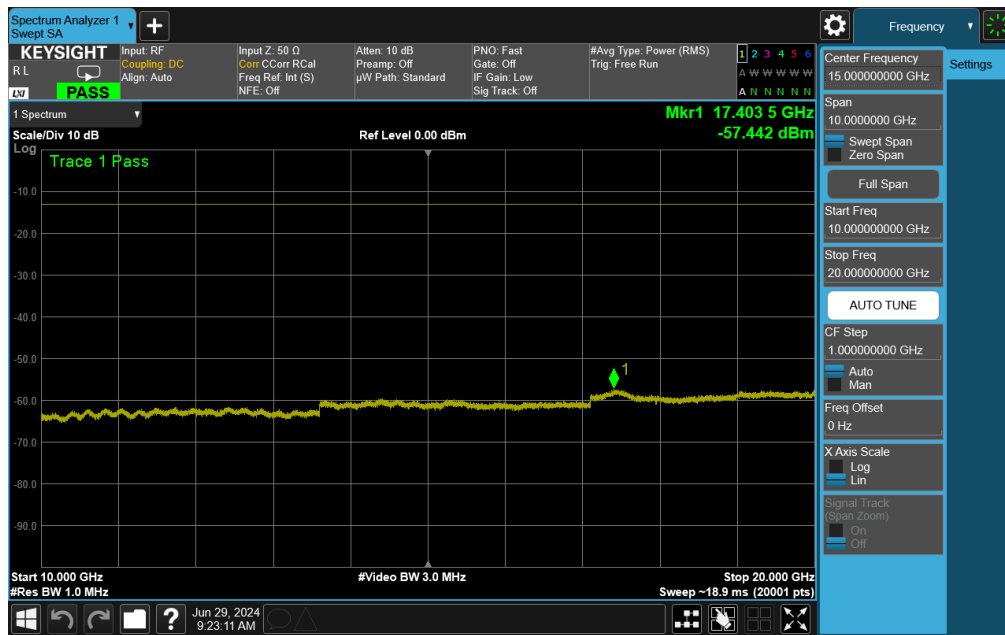
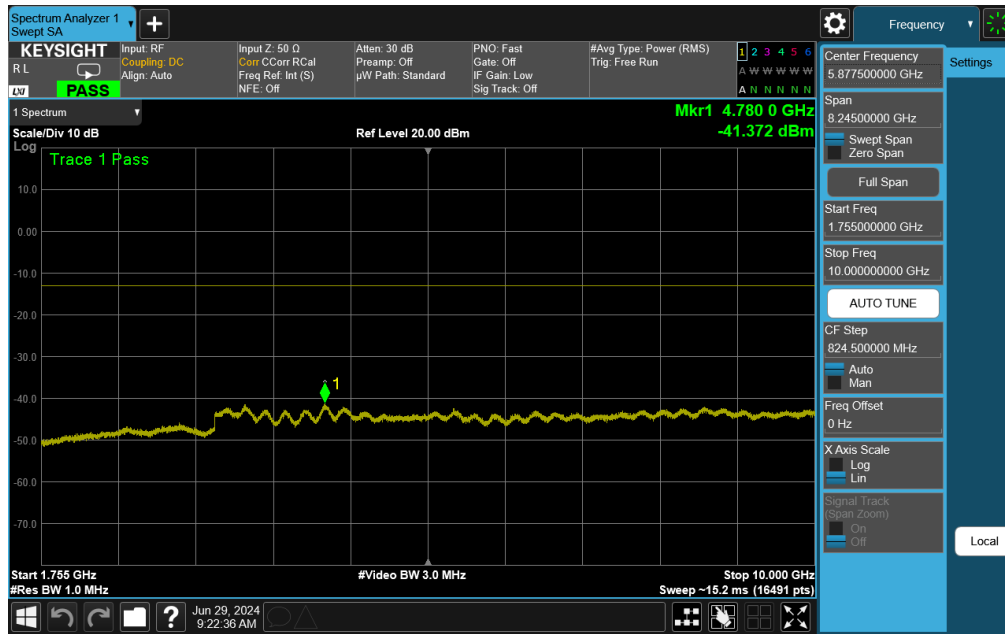


Plot 7-230. Conducted Spurious Plot (WCDMA Ch. 1413- Mid Channel)

FCC ID: BCGA2995	<b>PART 27 MEASUREMENT REPORT</b>		Approved by: Technical Manager
Test Report S/N: 1C2405200018-09-R1.BCG	Test Dates: 4/18/2024 - 6/24/2024	EUT Type: Tablet Device	Page 140 of 351

V2.2 09/07/2023

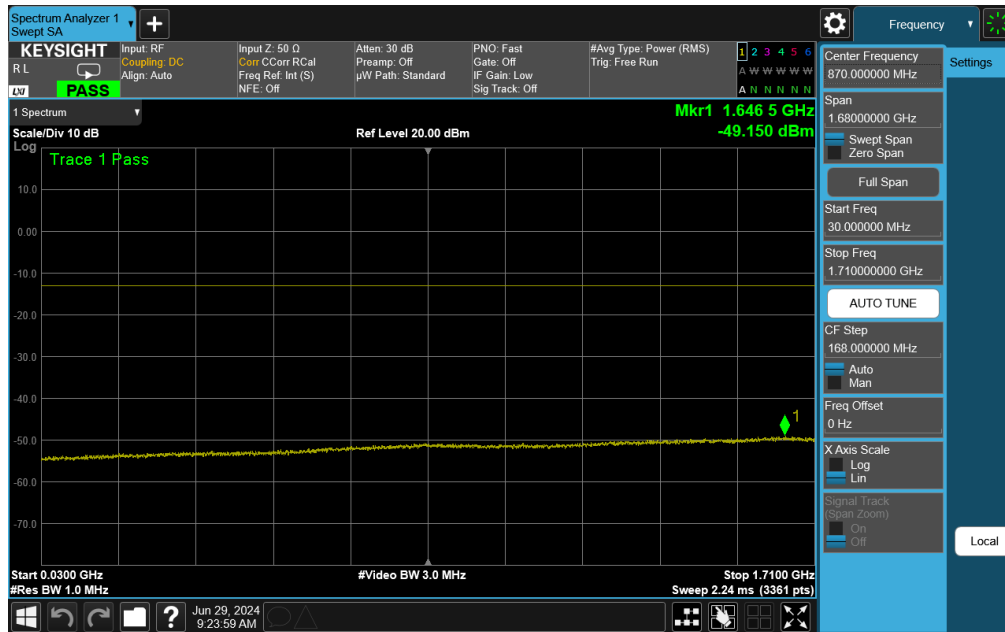




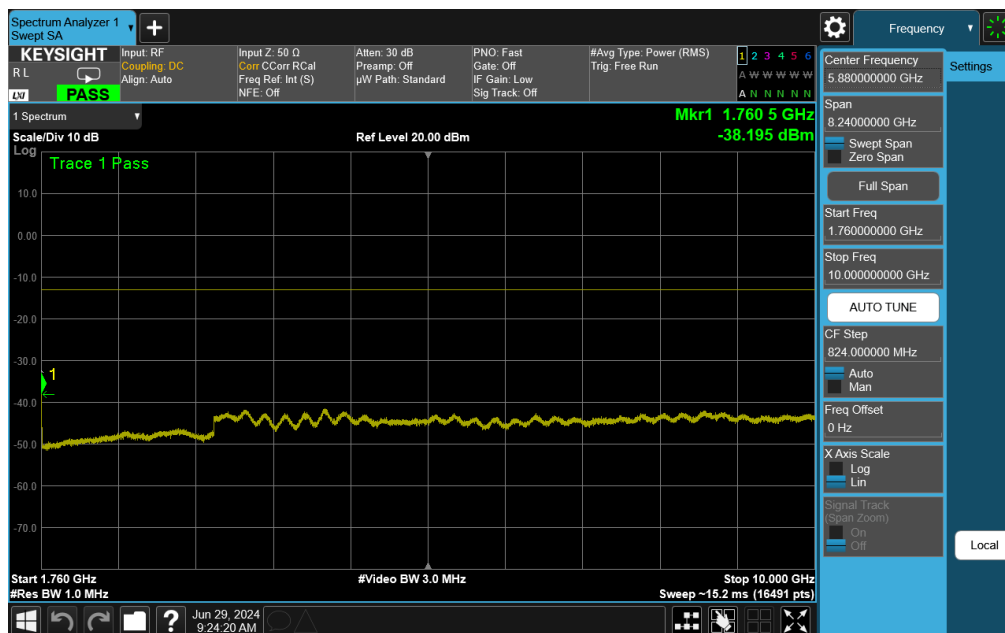
FCC ID: BCGA2995	<p>element</p> <p>PART 27 MEASUREMENT REPORT</p>		Approved by: Technical Manager
Test Report S/N: 1C2405200018-09-R1.BCG	Test Dates: 4/18/2024 - 6/24/2024	EUT Type: Tablet Device	Page 141 of 351

V2.2 09/07/2023

Unless otherwise specified, no part of this report may be reproduced or utilized in any part, form or by any means, electronic or mechanical, including photocopying and microfilm, without permission in writing from Element Materials Technology. If you have any questions about this or have an enquiry about obtaining additional rights to this report or assembly of contents thereof, please contact [ct.info@element.com](mailto:ct.info@element.com).



Plot 7-233. Conducted Spurious Plot (WCDMA Ch. 1513- High Channel)

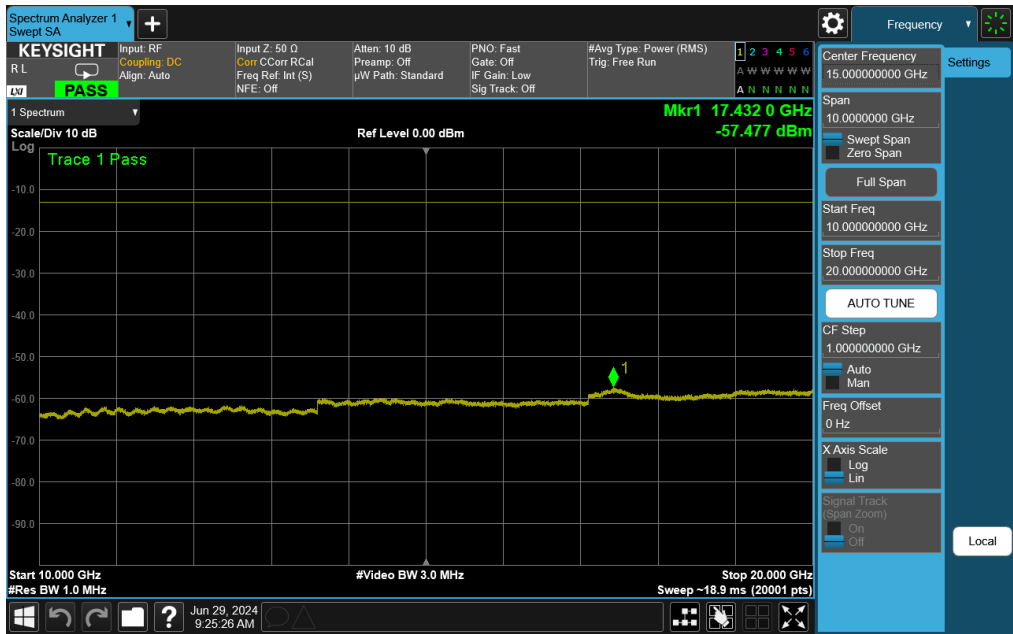


Plot 7-234. Conducted Spurious Plot (WCDMA Ch. 1513- High Channel)

FCC ID: BCGA2995	<b>PART 27 MEASUREMENT REPORT</b>		Approved by: Technical Manager
Test Report S/N: 1C2405200018-09-R1.BCG	Test Dates: 4/18/2024 - 6/24/2024	EUT Type: Tablet Device	Page 142 of 351

V2.2 09/07/2023

Unless otherwise specified, no part of this report may be reproduced or utilized in any part, form or by any means, electronic or mechanical, including photocopying and microfilm, without permission in writing from Element Materials Technology. If you have any questions about this or have an enquiry about obtaining additional rights to this report or assembly of contents thereof, please contact [ct.info@element.com](mailto:ct.info@element.com).



Plot 7-235. Conducted Spurious Plot (WCDMA Ch. 1513- High Channel)

FCC ID: BCGA2995	element PART 27 MEASUREMENT REPORT		Approved by: Technical Manager
Test Report S/N: 1C2405200018-09-R1.BCG	Test Dates: 4/18/2024 - 6/24/2024	EUT Type: Tablet Device	Page 143 of 351

## 7.4 Band Edge Emissions at Antenna Terminal

\$2.1051, \$27.53

### Test Overview and Limit

All out of band emissions are measured with a spectrum analyzer connected to the antenna terminal of the EUT while the EUT is operating at its maximum duty cycle, at maximum power, and at the appropriate frequencies. All data rates were investigated to determine the worst case configuration. All modes of operation were investigated and the worst case configuration results are reported in this section. All ports were tested and only the worst case data was reported.

***The minimum permissible attenuation level of any spurious emission is  $43 + 10 \log_{10}(P_{[Watts]})$ , where  $P$  is the transmitter power in Watts.***

### Test Procedure Used

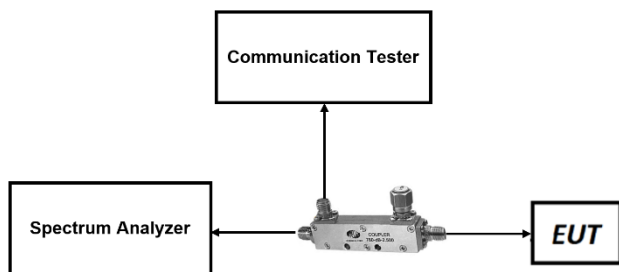
KDB 971168 D01 v03r01 – Section 6.0

### Test Settings

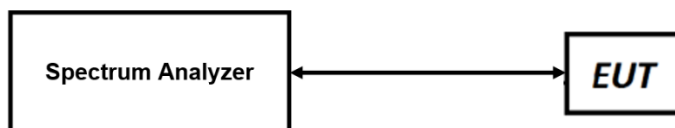
1. Start and stop frequency were set such that the band edge would be placed in the center of the plot
2. Span was set large enough so as to capture all out of band emissions near the band edge
3. RBW  $\geq 1\%$  of the emission bandwidth
4. VBW  $\geq 3 \times$  RBW
5. Detector = RMS
6. Number of sweep points  $\geq 2 \times$  Span/RBW
7. Trace mode = trace average for continuous emissions, max hold for pulse emissions
8. Sweep time = auto couple
9. The trace was allowed to stabilize

### Test Setup


The EUT and measurement equipment were set up as shown in the diagram below.



**Figure 7-5. LTE Test Instrument & Measurement Setup**




**Figure 7-6. FR1 Test Instrument & Measurement Setup**

FCC ID: BCGA2995	 <b>PART 27 MEASUREMENT REPORT</b>	Approved by: Technical Manager
Test Report S/N: 1C2405200018-09-R1.BCG	Test Dates: 4/18/2024 - 6/24/2024	EUT Type: Tablet Device
		Page 144 of 351

V2.2 09/07/2023

## Test Notes

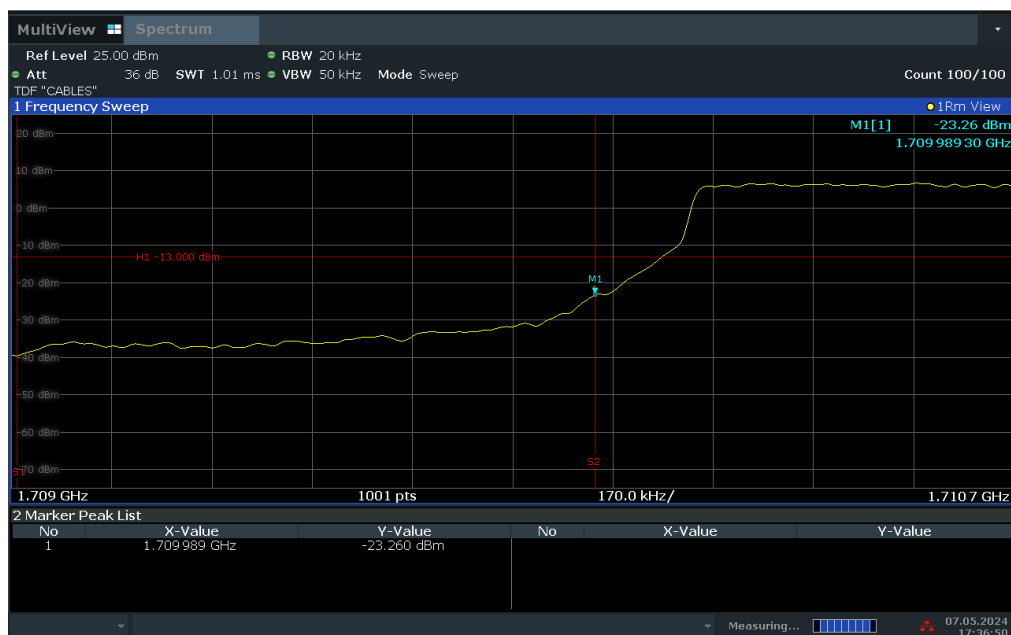
1. Per 27.53(h) in the 1 MHz bands immediately outside and adjacent to the frequency block a resolution bandwidth of at least one percent of the emission bandwidth of the fundamental emission of the transmitter may be employed to demonstrate compliance with the out-of-band emissions limit. The emission bandwidth is defined as the width of the signal between two points, one below the carrier center frequency and one above the carrier center frequency, outside of which all emission are attenuated at least 26 dB below the transmitter power.
2. Per 27.53(g) for operations in the 663 - 698 MHz and 698 – 746MHz bands, in the 100 kHz bands immediately outside and adjacent to the frequency block a resolution bandwidth of at least 30 kHz may be employed to demonstrate compliance with the out-of-band emissions limit.
3. Per 27.53(c)(5) for operations in the 776-788 MHz band, in the 100 kHz bands immediately outside and adjacent to the frequency block a resolution bandwidth of at least 30 kHz may be employed to demonstrate compliance with the out-of-band emissions limit.
4. For all plots showing emissions in the 763 – 775MHz and 793 – 805MHz band, the FCC limit per 27.53(c)(4) is  $65 + 10 \log_{10}(P) = -35\text{dBm}$  in a 6.25kHz bandwidth.
5. For NR operation, all subcarrier spacings (SCS) and transmission schemes (e.g. CP-OFDM and DFT-s-OFDM) were investigated to determine the worst case configuration. All modes of operation were investigated and the worst case configuration results are reported in this section.

FCC ID: BCGA2995	 <b>PART 27 MEASUREMENT REPORT</b>		Approved by: Technical Manager
Test Report S/N: 1C2405200018-09-R1.BCG	Test Dates: 4/18/2024 - 6/24/2024	EUT Type: Tablet Device	Page 145 of 351

V2.2 09/07/2023

## LTE Band 66

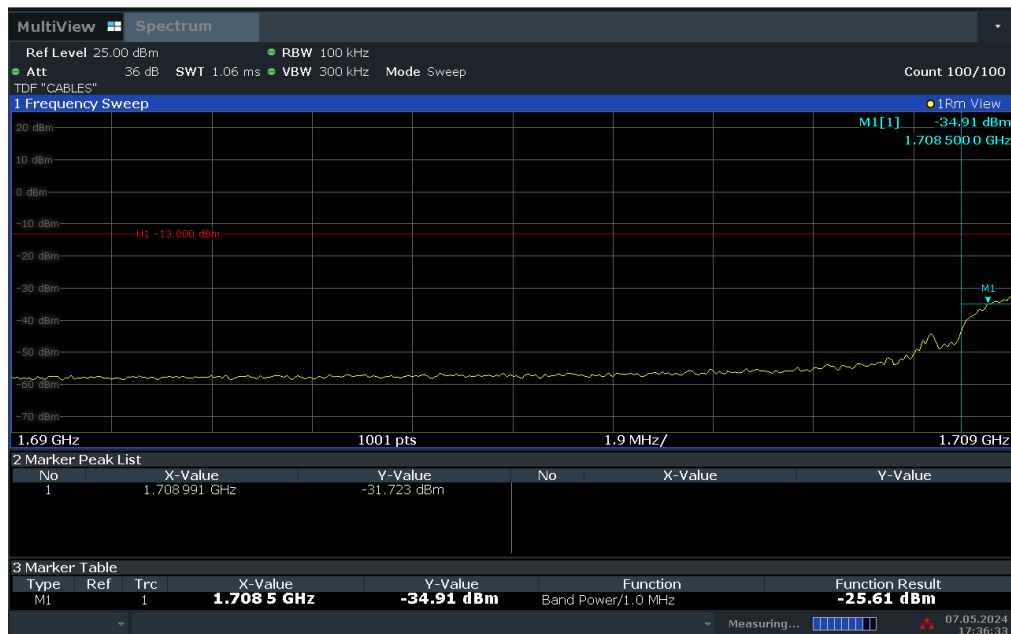
Peak



17:36:50 07.05.2024


Plot 7-236. Lower Band Edge Plot (LTE Band 66 – 1.4MHz QPSK – Full RB)

Peak



17:36:33 07.05.2024

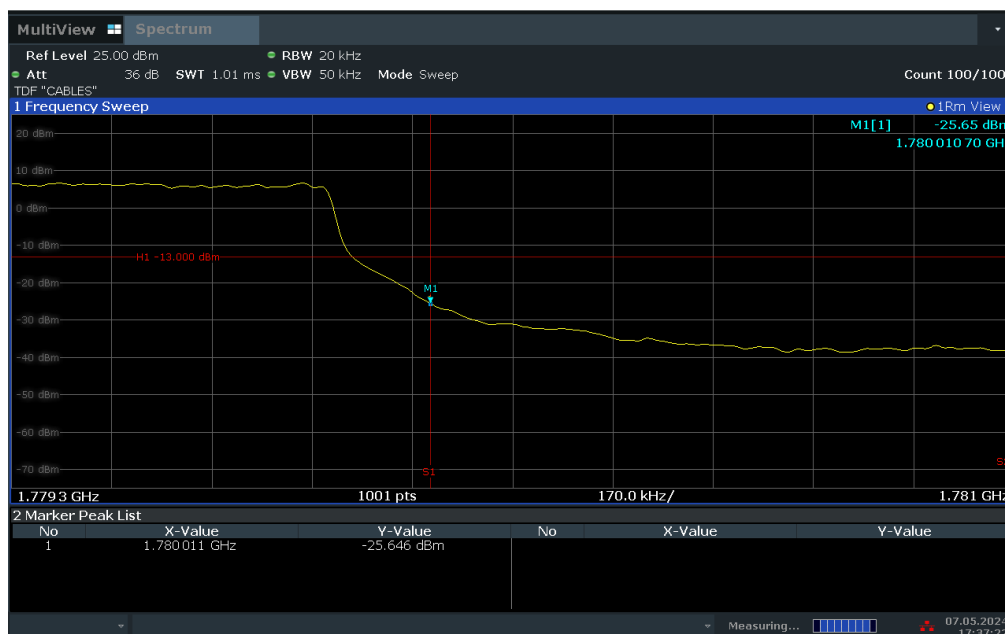
Plot 7-237. Lower Extended Band Edge Plot (LTE Band 66 – 1.4MHz QPSK – Full RB)

FCC ID: BCGA2995	 <b>PART 27 MEASUREMENT REPORT</b>		Approved by: Technical Manager
Test Report S/N: 1C2405200018-09-R1.BCG	Test Dates: 4/18/2024 - 6/24/2024	EUT Type: Tablet Device	Page 146 of 351

V2.2 09/07/2023

Unless otherwise specified, no part of this report may be reproduced or utilized in any part, form or by any means, electronic or mechanical, including photocopying and microfilm, without permission in writing from Element Materials Technology. If you have any questions about this or have an enquiry about obtaining additional rights to this report or assembly of contents thereof, please contact [ct.info@element.com](mailto:ct.info@element.com).

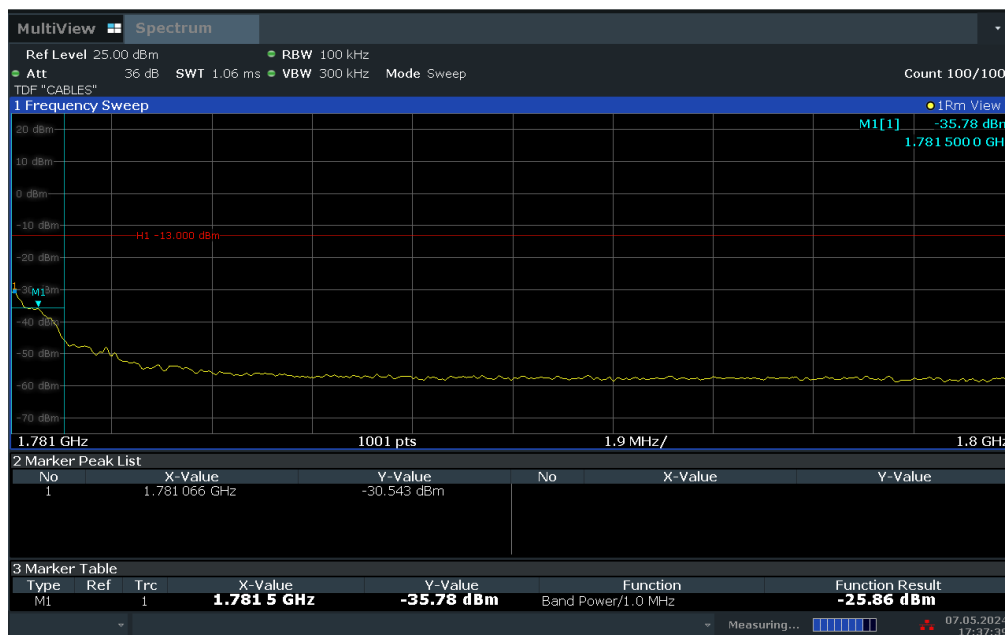
Peak



17:37:23 07.05.2024


Plot 7-238. Upper Band Edge Plot (LTE Band 66 – 1.4MHz QPSK – Full RB)

Peak



17:37:40 07.05.2024

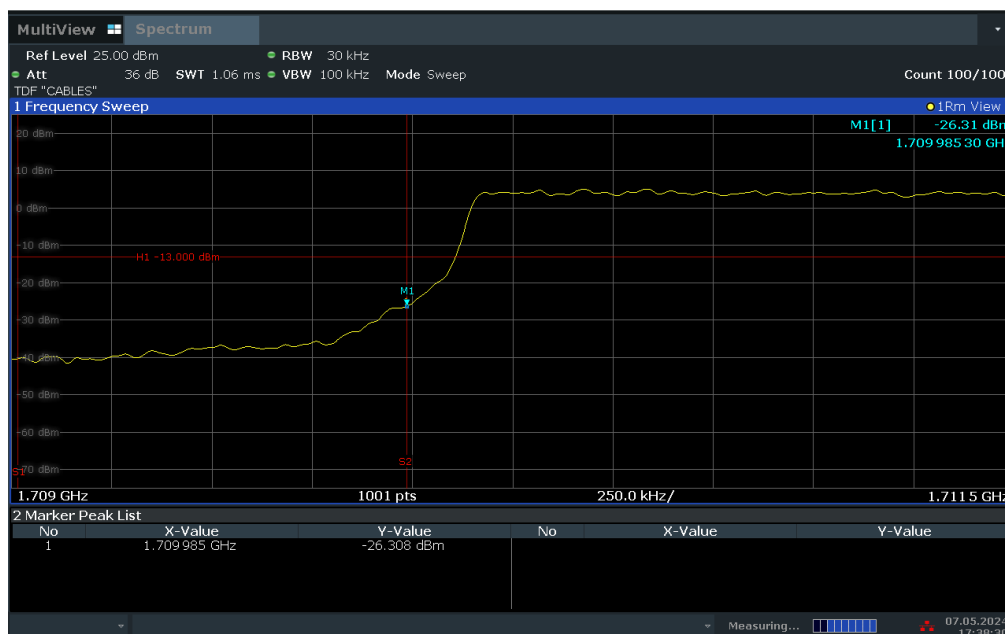
Plot 7-239. Upper Extended Band Edge Plot (LTE Band 66 – 1.4MHz QPSK – Full RB)

FCC ID: BCGA2995	 PART 27 MEASUREMENT REPORT		Approved by: Technical Manager
Test Report S/N: 1C2405200018-09-R1.BCG	Test Dates: 4/18/2024 - 6/24/2024	EUT Type: Tablet Device	Page 147 of 351

V2.2 09/07/2023

Unless otherwise specified, no part of this report may be reproduced or utilized in any part, form or by any means, electronic or mechanical, including photocopying and microfilm, without permission in writing from Element Materials Technology. If you have any questions about this or have an enquiry about obtaining additional rights to this report or assembly of contents thereof, please contact [ct.info@element.com](mailto:ct.info@element.com).

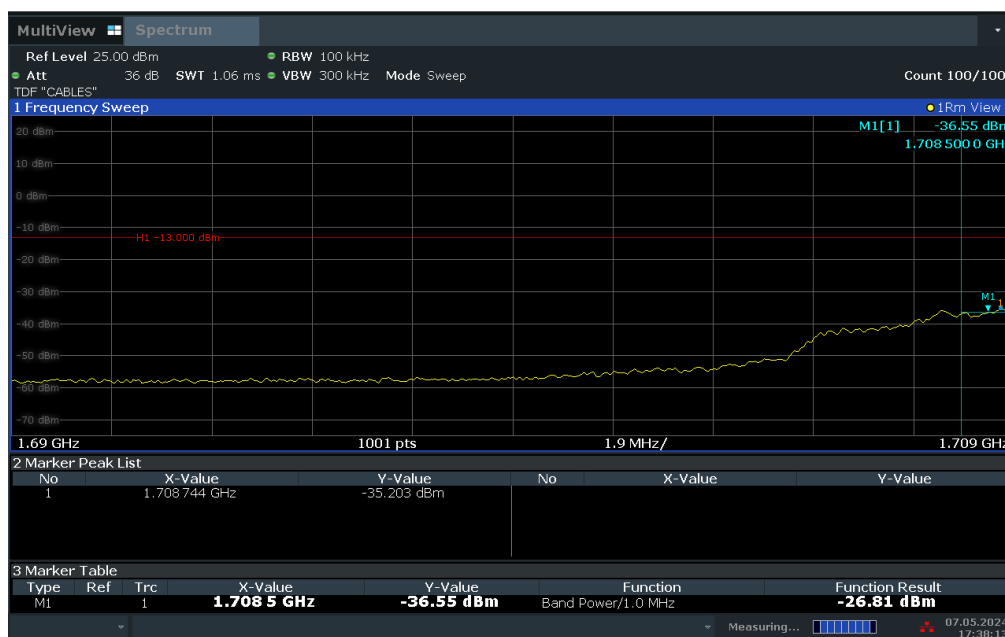
Peak



17:38:30 07.05.2024


Plot 7-240. Lower Band Edge Plot (LTE Band 66 - 3MHz QPSK – Full RB)

Peak



17:38:13 07.05.2024

Plot 7-241. Lower Extended Band Edge Plot (LTE Band 66 - 3MHz QPSK – Full RB)

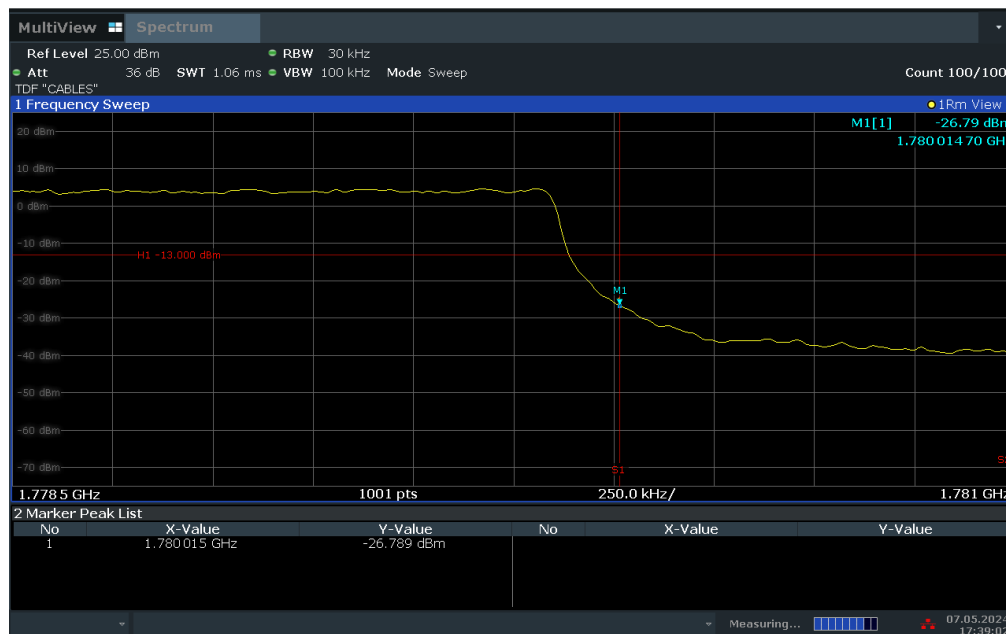
FCC ID: BCGA2995	 <b>PART 27 MEASUREMENT REPORT</b>		Approved by: Technical Manager
Test Report S/N: 1C2405200018-09-R1.BCG	Test Dates: 4/18/2024 - 6/24/2024	EUT Type: Tablet Device	Page 148 of 351

V2.2 09/07/2023

Unless otherwise specified, no part of this report may be reproduced or utilized in any part, form or by any means, electronic or mechanical, including photocopying and microfilm, without permission in writing from Element Materials Technology. If you have any questions about this or have an enquiry about obtaining additional rights to this report or assembly of contents thereof, please contact [ct.info@element.com](mailto:ct.info@element.com).



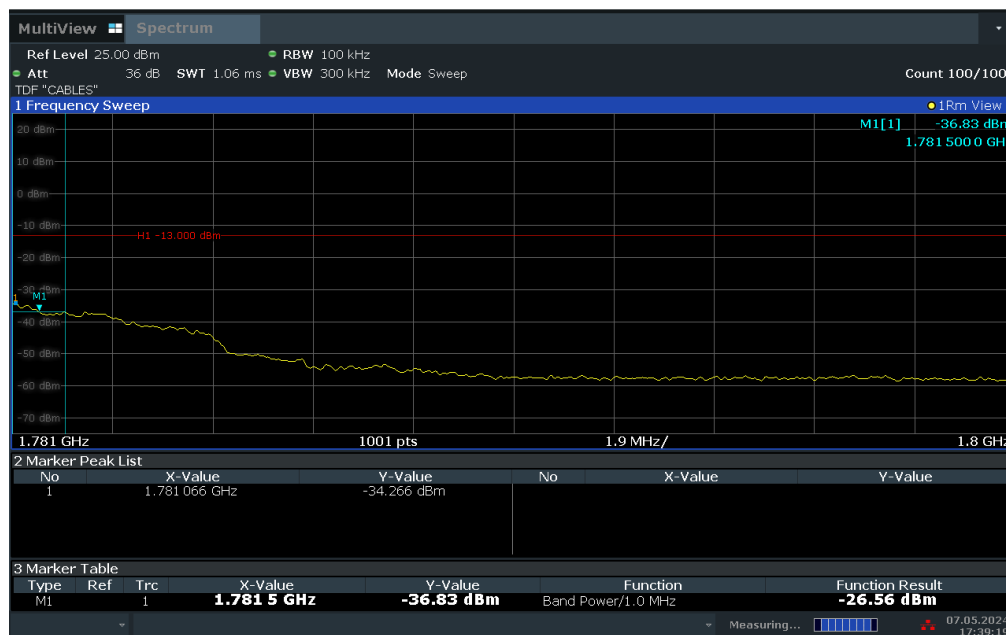
Peak



17:39:02 07.05.2024


Plot 7-242. Upper Band Edge Plot (LTE Band 66 - 3MHz QPSK – Full RB)

Peak



17:39:19 07.05.2024

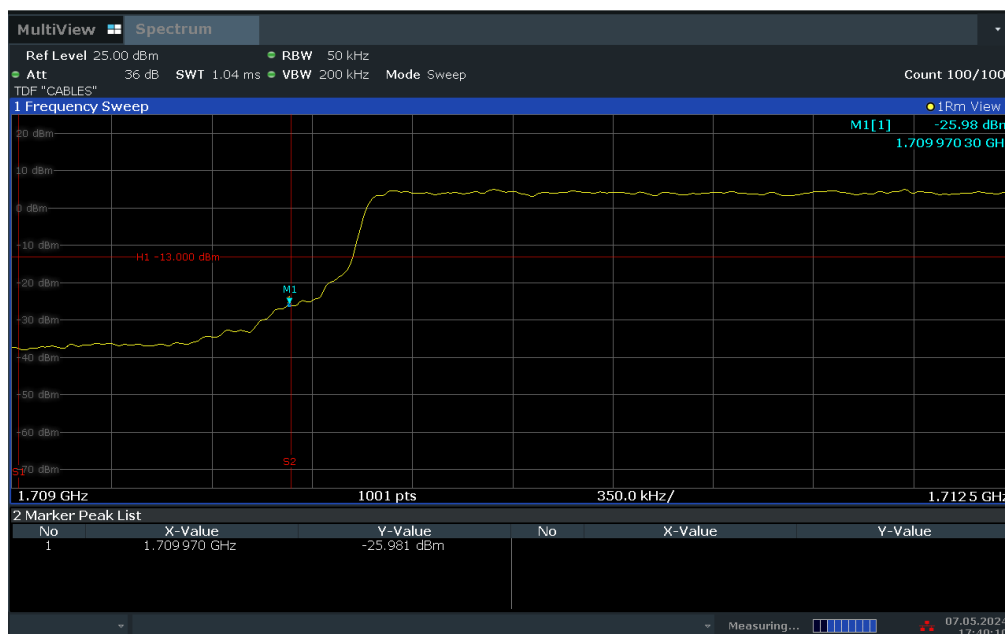
Plot 7-243. Upper Extended Band Edge Plot (LTE Band 66 - 3MHz QPSK – Full RB)

FCC ID: BCGA2995	 <b>PART 27 MEASUREMENT REPORT</b>		Approved by: Technical Manager
Test Report S/N: 1C2405200018-09-R1.BCG	Test Dates: 4/18/2024 - 6/24/2024	EUT Type: Tablet Device	Page 149 of 351

V2.2 09/07/2023

Unless otherwise specified, no part of this report may be reproduced or utilized in any part, form or by any means, electronic or mechanical, including photocopying and microfilm, without permission in writing from Element Materials Technology. If you have any questions about this or have an enquiry about obtaining additional rights to this report or assembly of contents thereof, please contact [ct.info@element.com](mailto:ct.info@element.com).

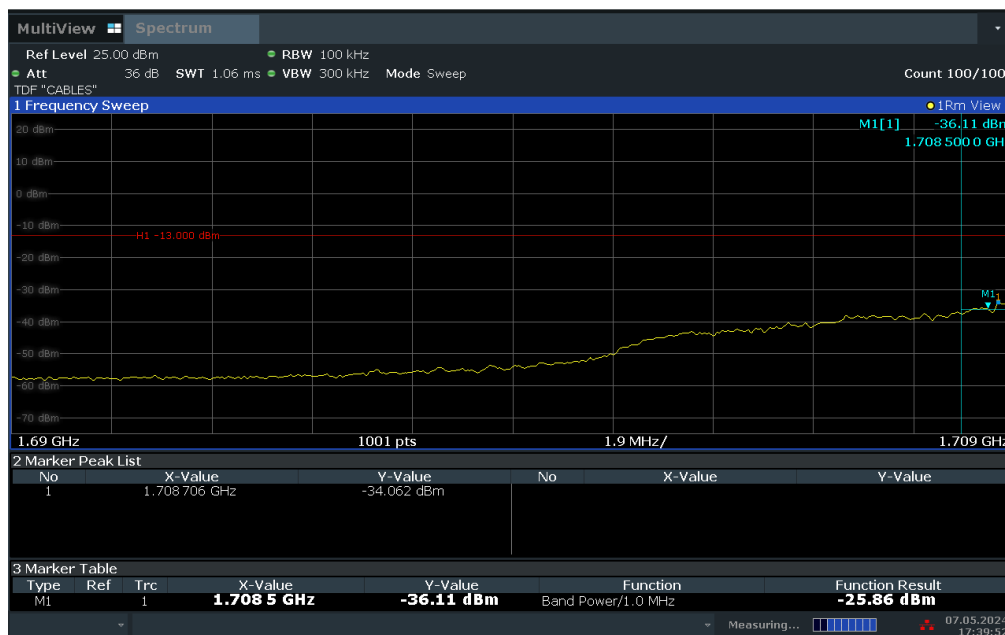
Peak



17:40:10 07.05.2024


Plot 7-244. Lower Band Edge Plot (LTE Band 66 - 5MHz QPSK – Full RB)

Peak



17:39:53 07.05.2024

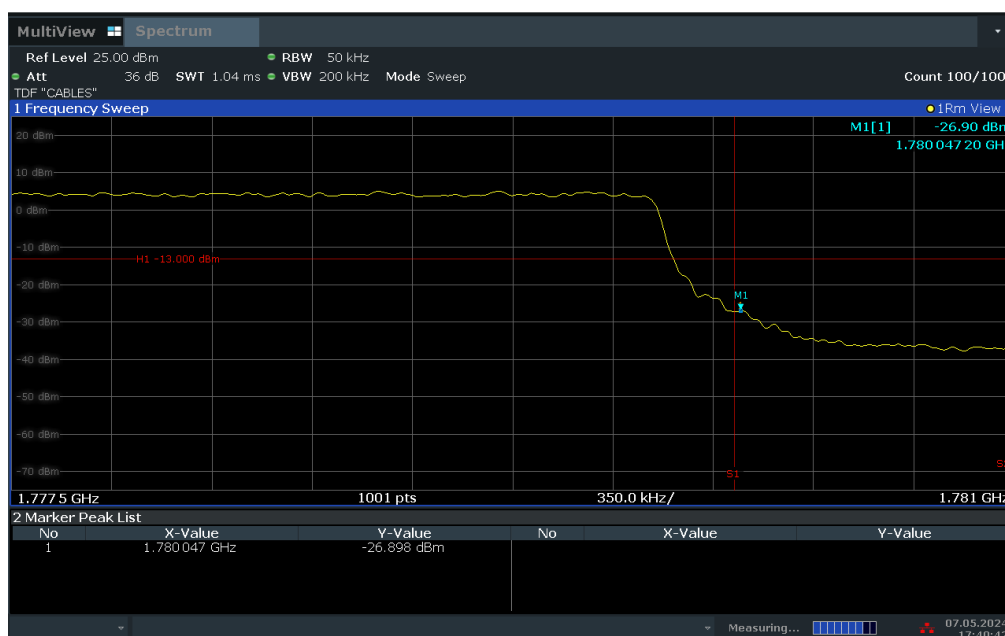
Plot 7-245. Lower Extended Band Edge Plot (LTE Band 66 - 5MHz QPSK – Full RB)

FCC ID: BCGA2995	 <b>PART 27 MEASUREMENT REPORT</b>		Approved by: Technical Manager
Test Report S/N: 1C2405200018-09-R1.BCG	Test Dates: 4/18/2024 - 6/24/2024	EUT Type: Tablet Device	Page 150 of 351

V2.2 09/07/2023

Unless otherwise specified, no part of this report may be reproduced or utilized in any part, form or by any means, electronic or mechanical, including photocopying and microfilm, without permission in writing from Element Materials Technology. If you have any questions about this or have an enquiry about obtaining additional rights to this report or assembly of contents thereof, please contact [ct.info@element.com](mailto:ct.info@element.com).

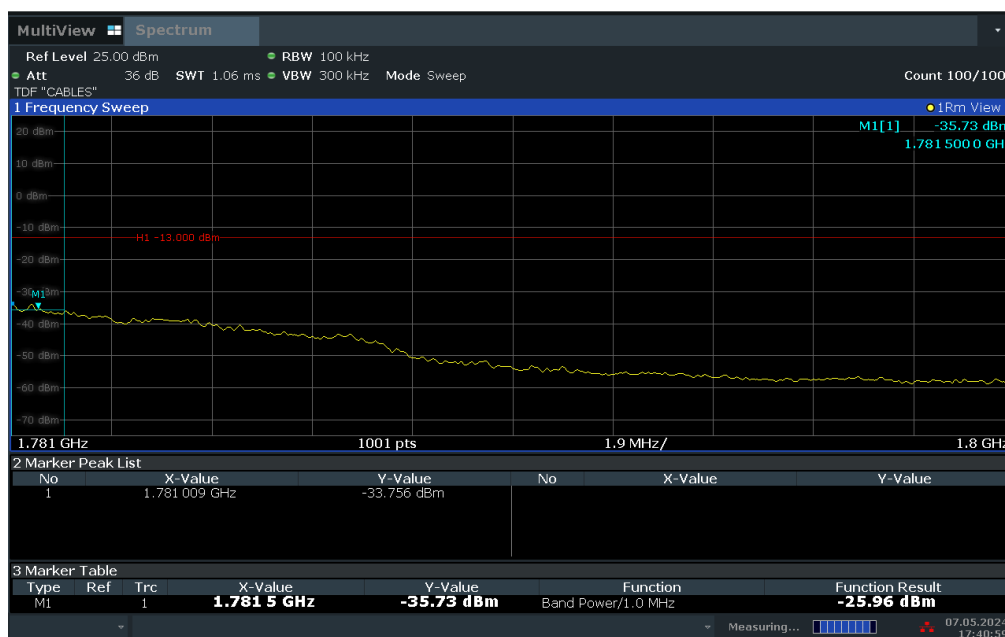
Peak



17:40:43 07.05.2024


Plot 7-246. Upper Band Edge Plot (LTE Band 66 - 5MHz QPSK – Full RB)

Peak



17:41:00 07.05.2024

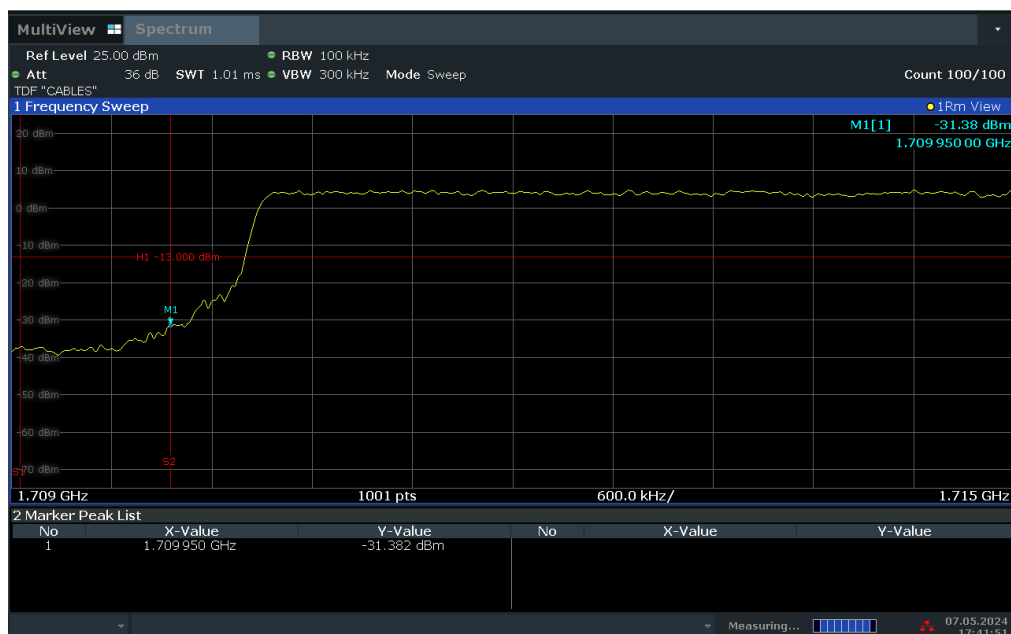
Plot 7-247. Upper Extended Band Edge Plot (LTE Band 66 - 5MHz QPSK – Full RB)

FCC ID: BCGA2995	 <b>PART 27 MEASUREMENT REPORT</b>		Approved by: Technical Manager
Test Report S/N: 1C2405200018-09-R1.BCG	Test Dates: 4/18/2024 - 6/24/2024	EUT Type: Tablet Device	Page 151 of 351

V2.2 09/07/2023

Unless otherwise specified, no part of this report may be reproduced or utilized in any part, form or by any means, electronic or mechanical, including photocopying and microfilm, without permission in writing from Element Materials Technology. If you have any questions about this or have an enquiry about obtaining additional rights to this report or assembly of contents thereof, please contact [ct.info@element.com](mailto:ct.info@element.com).

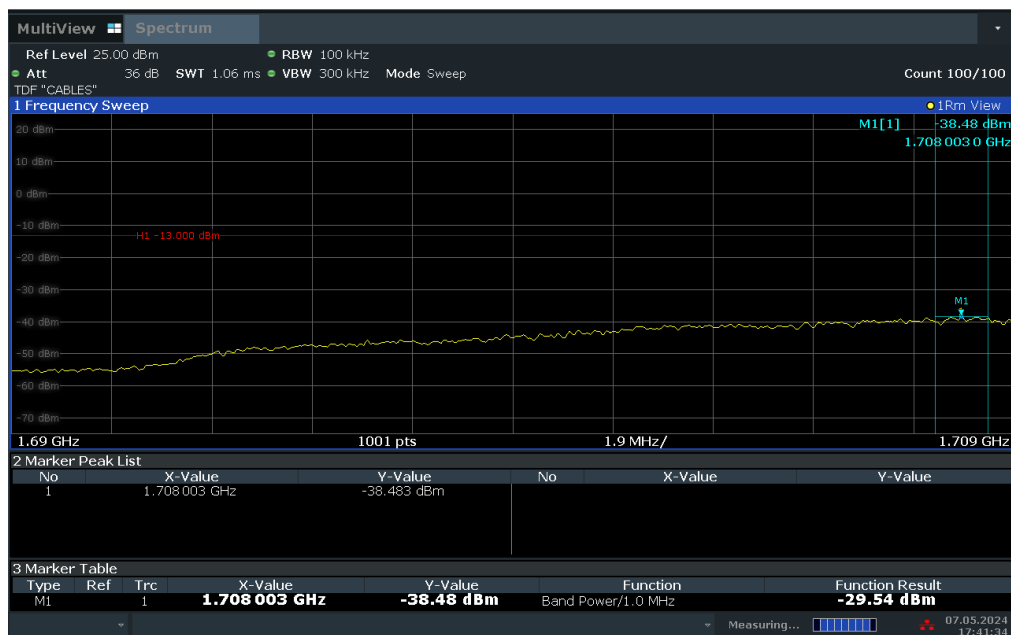
Peak



17:41:52 07.05.2024


Plot 7-248. Lower Band Edge Plot (LTE Band 66 - 10MHz QPSK – Full RB)

Peak



17:41:34 07.05.2024

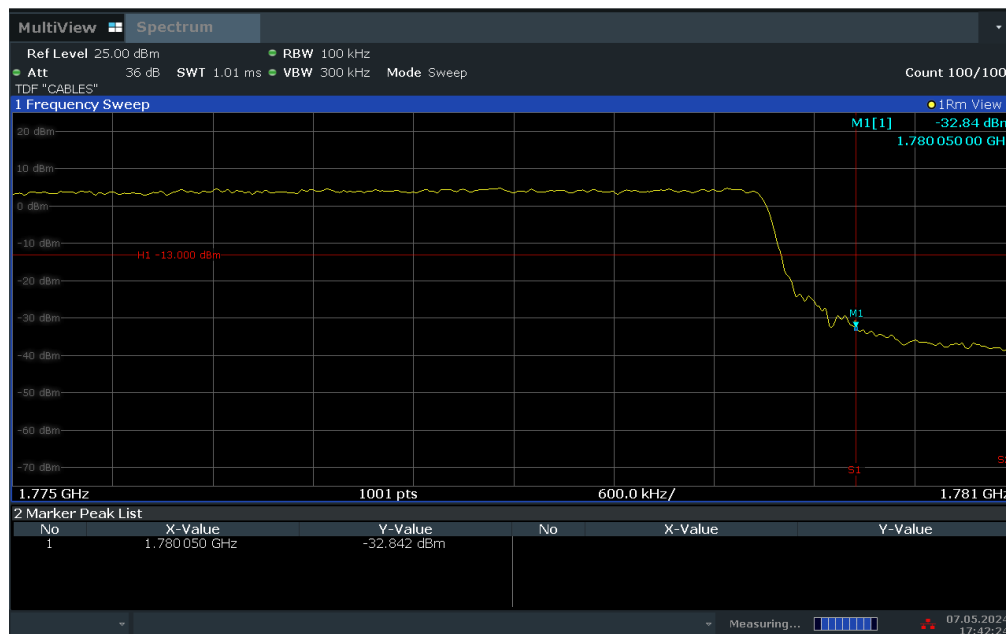
Plot 7-249. Lower Extended Band Edge Plot (LTE Band 66 - 10MHz QPSK – Full RB)

FCC ID: BCGA2995	 <b>PART 27 MEASUREMENT REPORT</b>		Approved by: Technical Manager
Test Report S/N: 1C2405200018-09-R1.BCG	Test Dates: 4/18/2024 - 6/24/2024	EUT Type: Tablet Device	Page 152 of 351

V2.2 09/07/2023

Unless otherwise specified, no part of this report may be reproduced or utilized in any part, form or by any means, electronic or mechanical, including photocopying and microfilm, without permission in writing from Element Materials Technology. If you have any questions about this or have an enquiry about obtaining additional rights to this report or assembly of contents thereof, please contact [ct.info@element.com](mailto:ct.info@element.com).

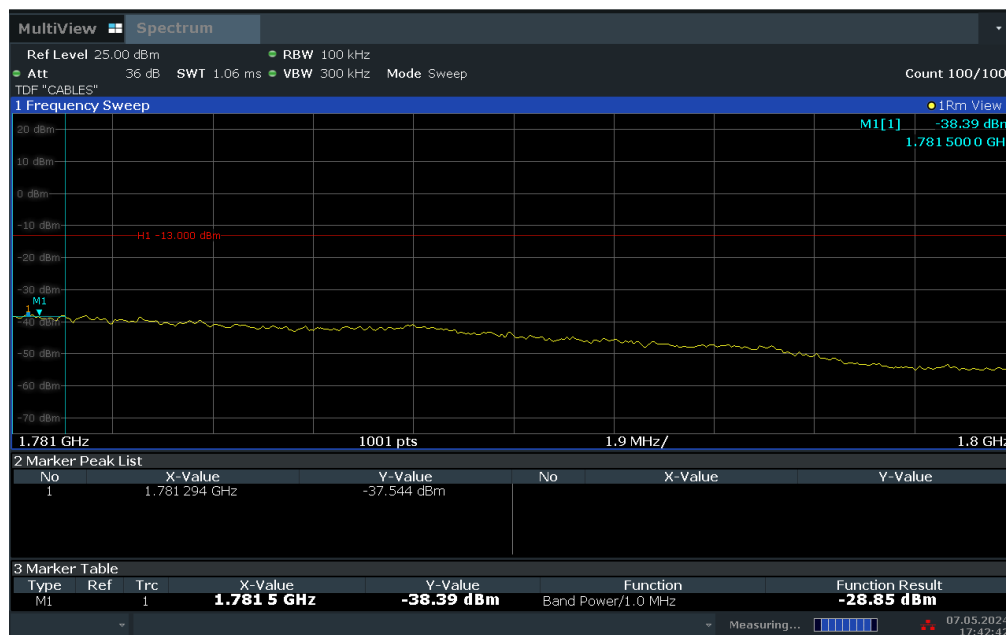
Peak



17:42:24 07.05.2024


Plot 7-250. Upper Band Edge Plot (LTE Band 66 - 10MHz QPSK – Full RB)

Peak



17:42:42 07.05.2024

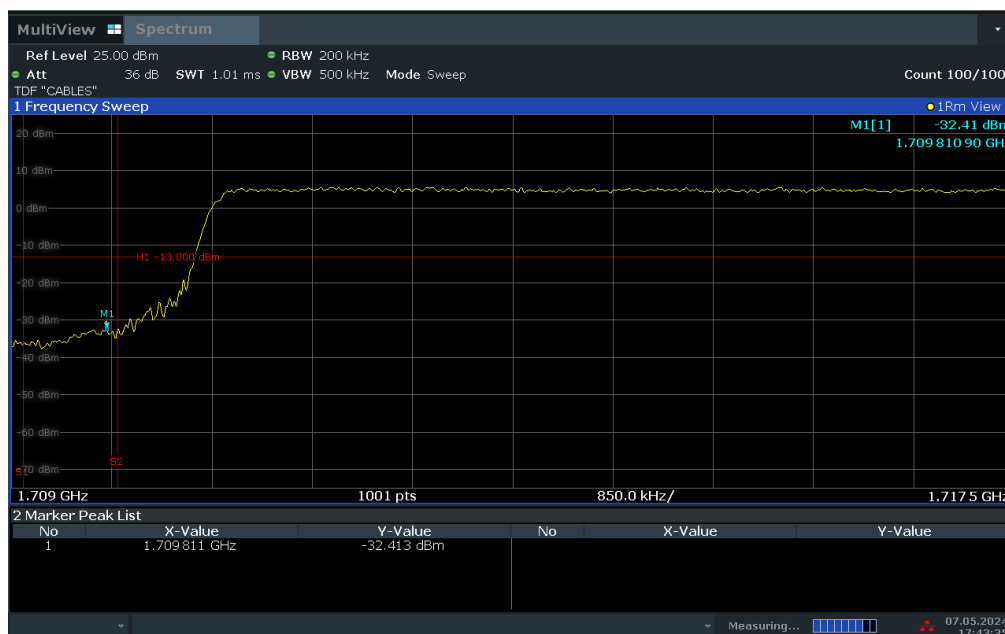
Plot 7-251. Upper Extended Band Edge Plot (LTE Band 66 - 10MHz QPSK – Full RB)

FCC ID: BCGA2995	 <b>PART 27 MEASUREMENT REPORT</b>		Approved by: Technical Manager
Test Report S/N: 1C2405200018-09-R1.BCG	Test Dates: 4/18/2024 - 6/24/2024	EUT Type: Tablet Device	Page 153 of 351

V2.2 09/07/2023

Unless otherwise specified, no part of this report may be reproduced or utilized in any part, form or by any means, electronic or mechanical, including photocopying and microfilm, without permission in writing from Element Materials Technology. If you have any questions about this or have an enquiry about obtaining additional rights to this report or assembly of contents thereof, please contact [ct.info@element.com](mailto:ct.info@element.com).

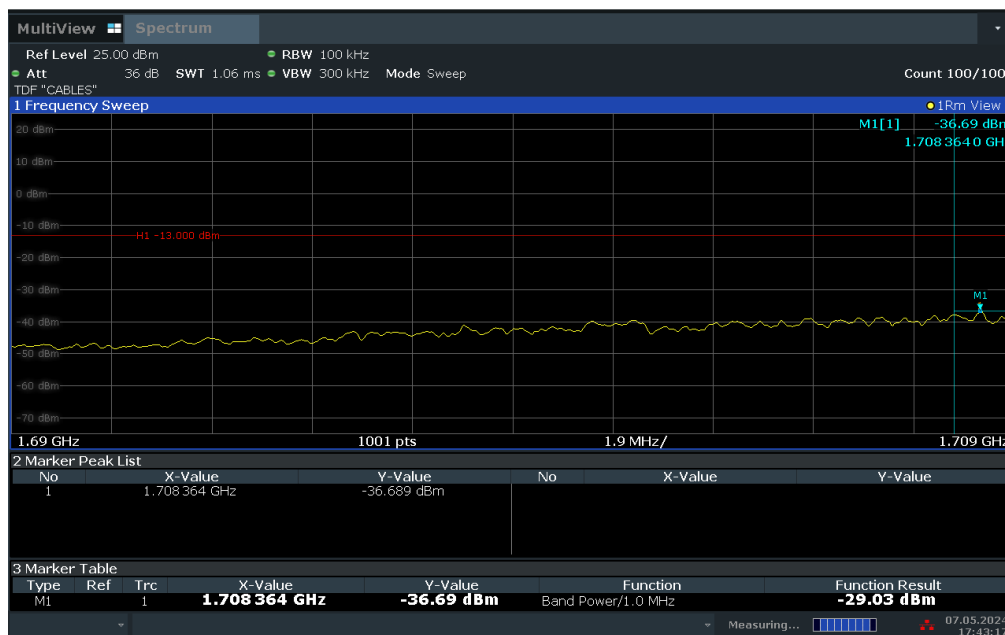
Peak



17:43:36 07.05.2024


Plot 7-252. Lower Band Edge Plot (LTE Band 66 - 15MHz QPSK – Full RB)

Peak



17:43:17 07.05.2024

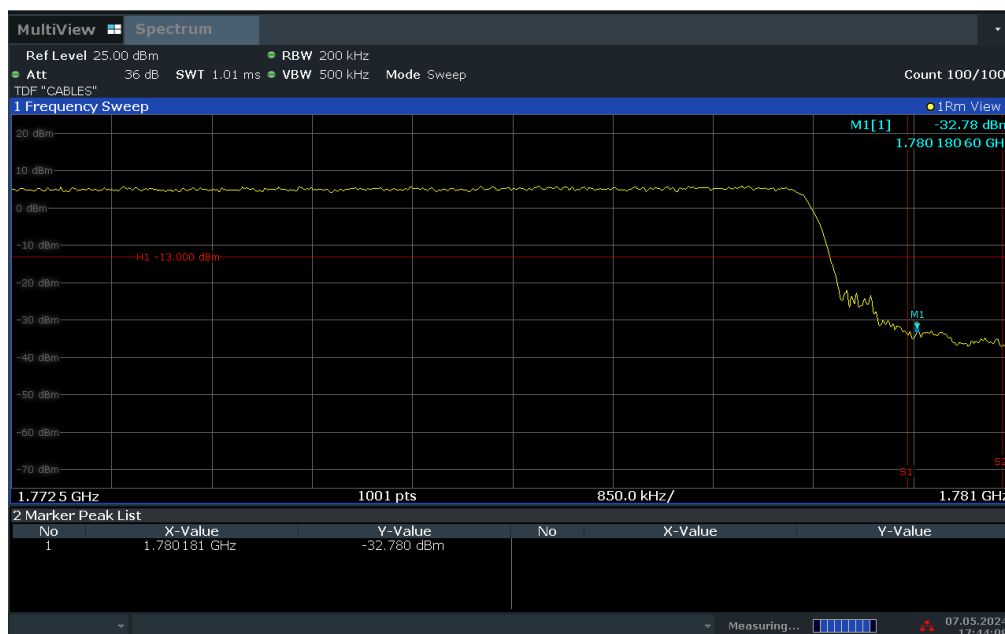
Plot 7-253. Lower Extended Band Edge Plot (LTE Band 66 - 15MHz QPSK – Full RB)

FCC ID: BCGA2995	 <b>PART 27 MEASUREMENT REPORT</b>		Approved by: Technical Manager
Test Report S/N: 1C2405200018-09-R1.BCG	Test Dates: 4/18/2024 - 6/24/2024	EUT Type: Tablet Device	Page 154 of 351

V2.2 09/07/2023

Unless otherwise specified, no part of this report may be reproduced or utilized in any part, form or by any means, electronic or mechanical, including photocopying and microfilm, without permission in writing from Element Materials Technology. If you have any questions about this or have an enquiry about obtaining additional rights to this report or assembly of contents thereof, please contact [ct.info@element.com](mailto:ct.info@element.com).

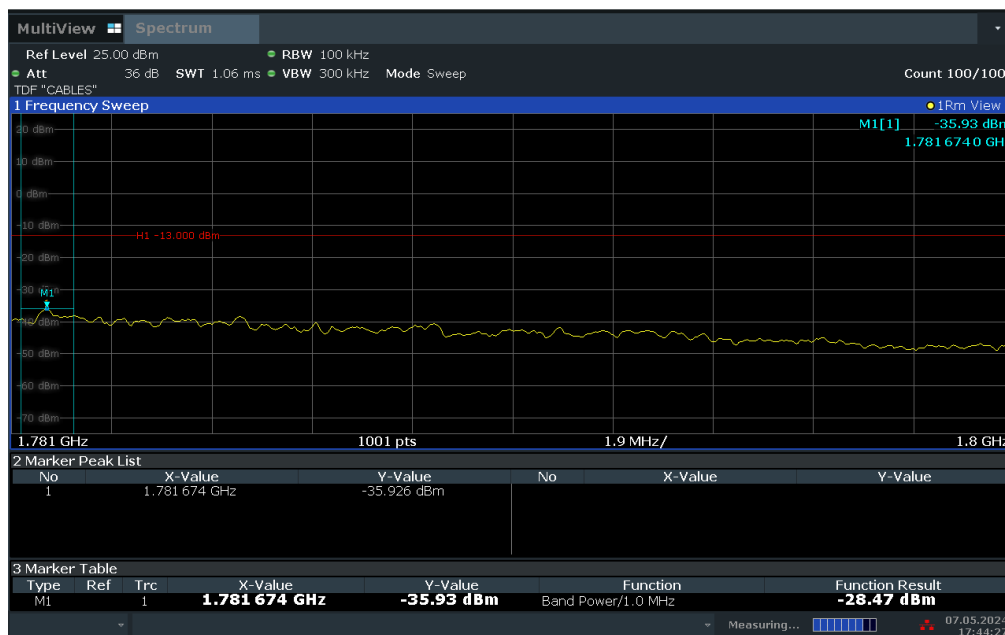
Peak



17:44:09 07.05.2024


Plot 7-254. Upper Band Edge Plot (LTE Band 66 - 15MHz QPSK – Full RB)

Peak



17:44:27 07.05.2024

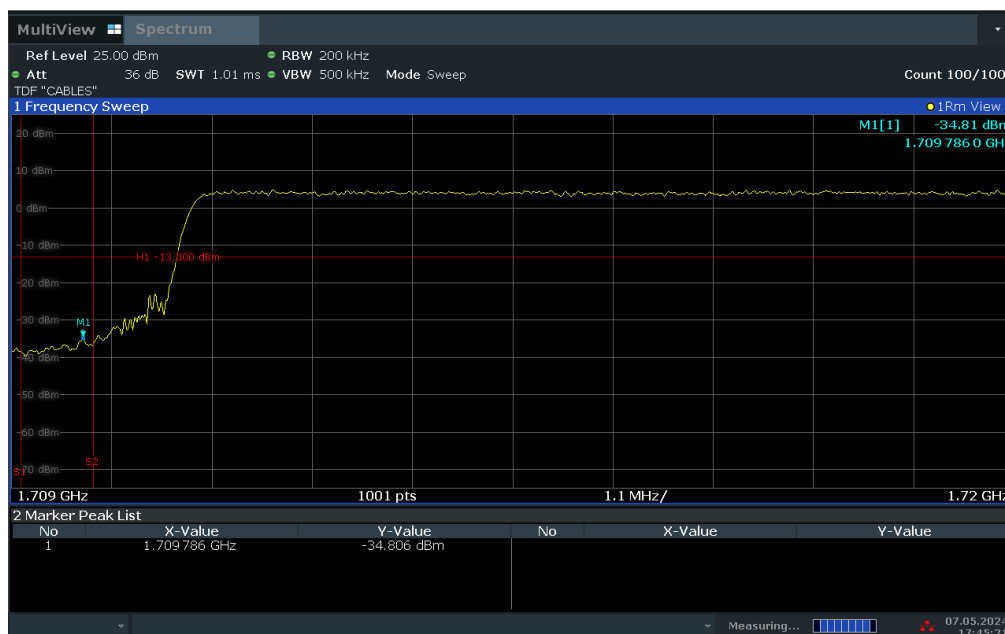
Plot 7-255. Upper Extended Band Edge Plot (LTE Band 66 - 15MHz QPSK – Full RB)

FCC ID: BCGA2995	 <b>PART 27 MEASUREMENT REPORT</b>		Approved by: Technical Manager
Test Report S/N: 1C2405200018-09-R1.BCG	Test Dates: 4/18/2024 - 6/24/2024	EUT Type: Tablet Device	Page 155 of 351

V2.2 09/07/2023

Unless otherwise specified, no part of this report may be reproduced or utilized in any part, form or by any means, electronic or mechanical, including photocopying and microfilm, without permission in writing from Element Materials Technology. If you have any questions about this or have an enquiry about obtaining additional rights to this report or assembly of contents thereof, please contact [ct.info@element.com](mailto:ct.info@element.com).

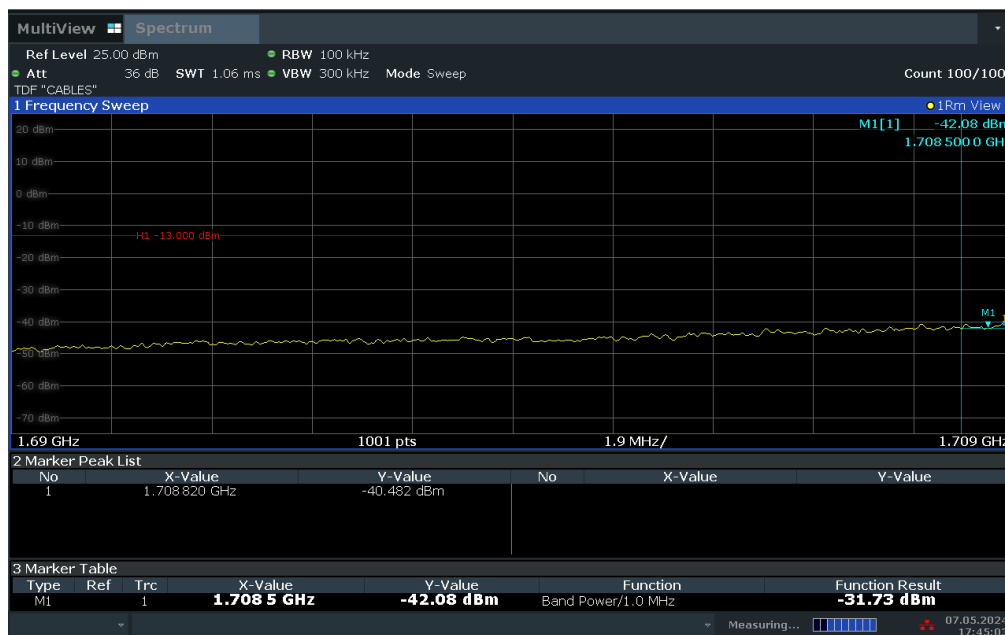
Peak



17:45:21 07.05.2024


Plot 7-256. Lower Band Edge Plot (LTE Band 66 - 20MHz QPSK – Full RB)

Peak



17:45:03 07.05.2024

Plot 7-257. Lower Extended Band Edge Plot (LTE Band 66 - 20MHz QPSK – Full RB)

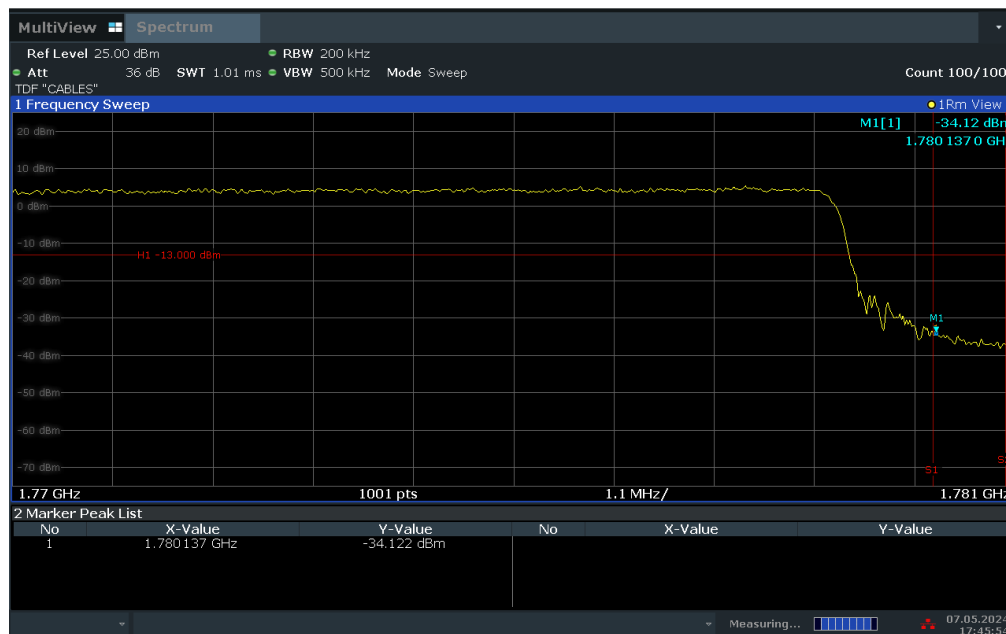
FCC ID: BCGA2995	 <b>PART 27 MEASUREMENT REPORT</b>		Approved by: Technical Manager
Test Report S/N: 1C2405200018-09-R1.BCG	Test Dates: 4/18/2024 - 6/24/2024	EUT Type: Tablet Device	Page 156 of 351

V2.2 09/07/2023

Unless otherwise specified, no part of this report may be reproduced or utilized in any part, form or by any means, electronic or mechanical, including photocopying and microfilm, without permission in writing from Element Materials Technology. If you have any questions about this or have an enquiry about obtaining additional rights to this report or assembly of contents thereof, please contact [ct.info@element.com](mailto:ct.info@element.com).



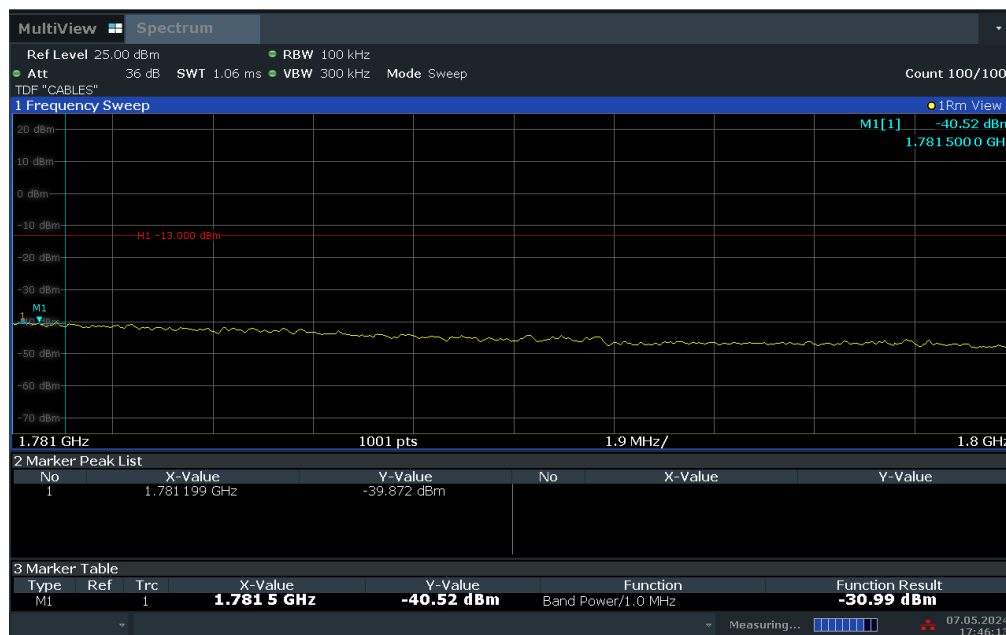
Peak



17:45:55 07.05.2024


Plot 7-258. Upper Band Edge Plot (LTE Band 66 - 20MHz QPSK – Full RB)

Peak



17:46:14 07.05.2024

Plot 7-259. Upper Extended Band Edge Plot (LTE Band 66 - 20MHz QPSK – Full RB)

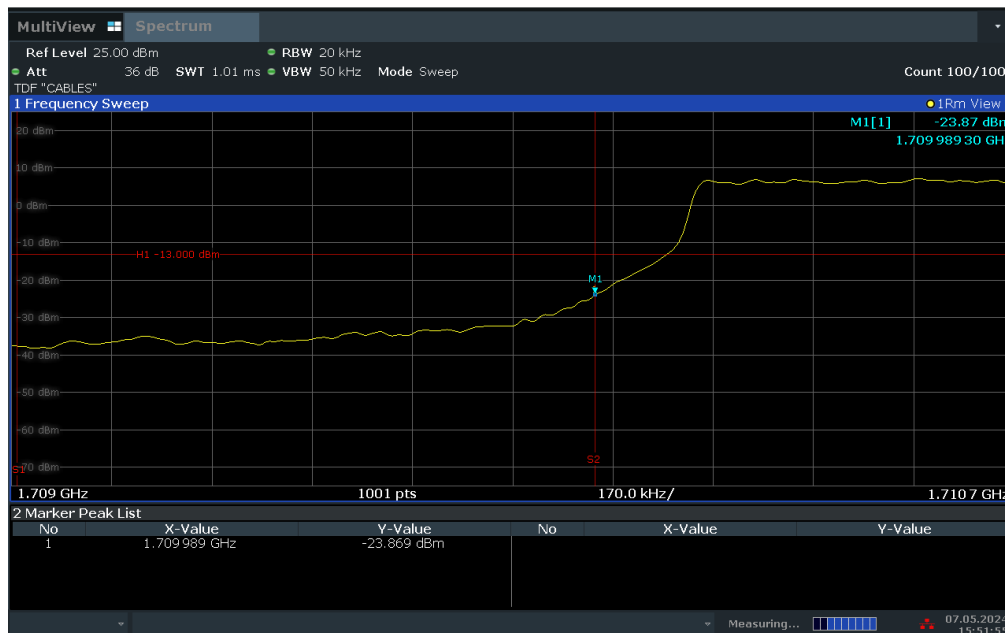
FCC ID: BCGA2995	 <b>PART 27 MEASUREMENT REPORT</b>		Approved by: Technical Manager
Test Report S/N: 1C2405200018-09-R1.BCG	Test Dates: 4/18/2024 - 6/24/2024	EUT Type: Tablet Device	Page 157 of 351

V2.2 09/07/2023

Unless otherwise specified, no part of this report may be reproduced or utilized in any part, form or by any means, electronic or mechanical, including photocopying and microfilm, without permission in writing from Element Materials Technology. If you have any questions about this or have an enquiry about obtaining additional rights to this report or assembly of contents thereof, please contact [ct.info@element.com](mailto:ct.info@element.com).

## LTE Band 4

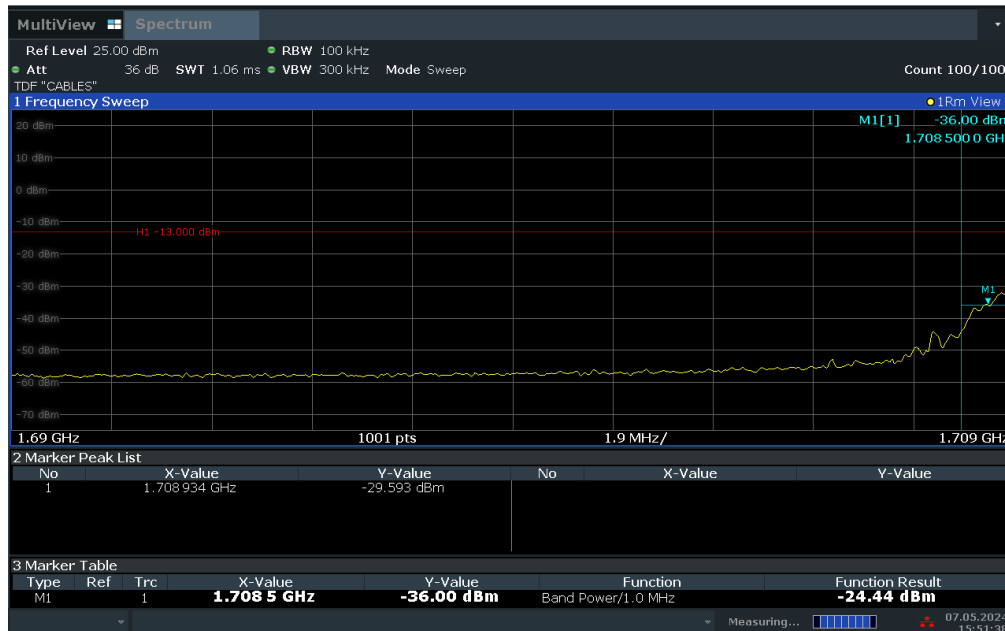
Peak



15:51:55 07.05.2024


Plot 7-260. Lower Band Edge Plot (LTE Band 4 – 1.4MHz QPSK – Full RB)

Peak



15:51:38 07.05.2024

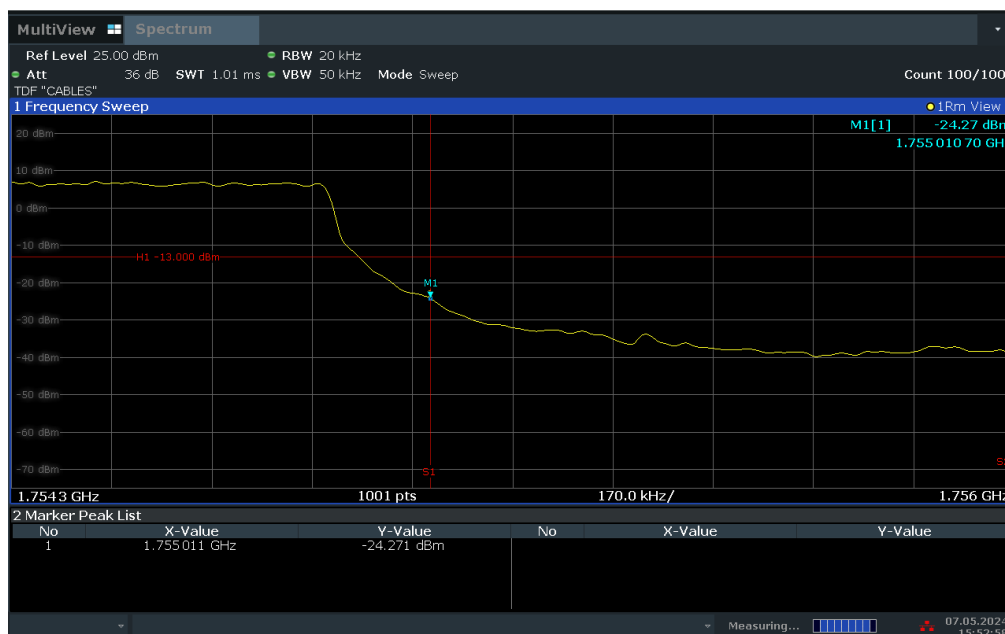
Plot 7-261. Lower Extended Band Edge Plot (LTE Band 4 – 1.4MHz QPSK – Full RB)

FCC ID: BCGA2995	 <b>PART 27 MEASUREMENT REPORT</b>		Approved by: Technical Manager
Test Report S/N: 1C2405200018-09-R1.BCG	Test Dates: 4/18/2024 - 6/24/2024	EUT Type: Tablet Device	Page 158 of 351

V2.2 09/07/2023

Unless otherwise specified, no part of this report may be reproduced or utilized in any part, form or by any means, electronic or mechanical, including photocopying and microfilm, without permission in writing from Element Materials Technology. If you have any questions about this or have an enquiry about obtaining additional rights to this report or assembly of contents thereof, please contact [ct.info@element.com](mailto:ct.info@element.com).

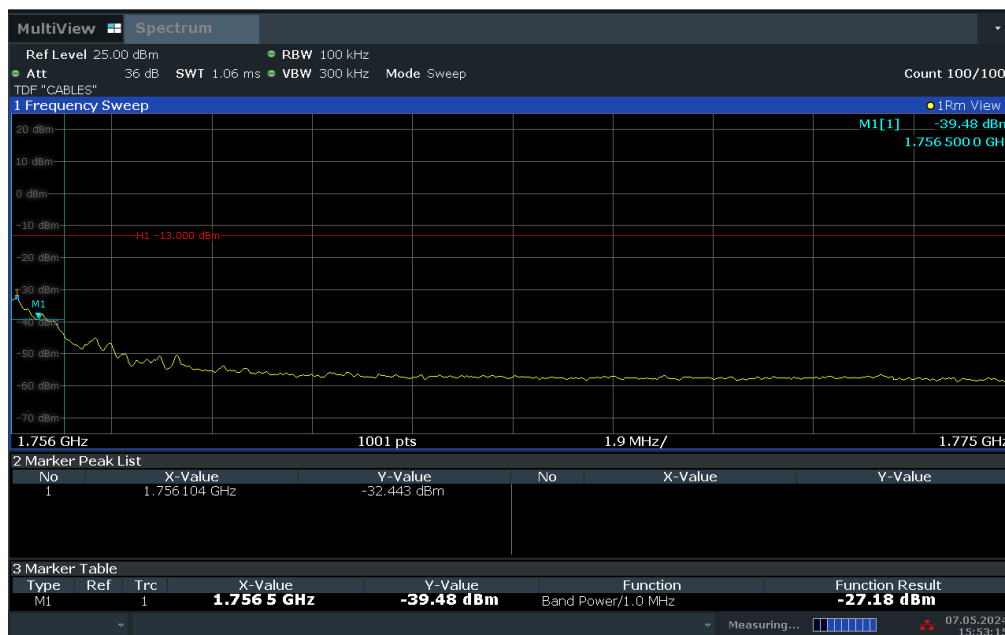
Peak



15:52:59 07.05.2024


Plot 7-262. Upper Band Edge Plot (LTE Band 4 – 1.4MHz QPSK – Full RB)

Peak



15:53:16 07.05.2024

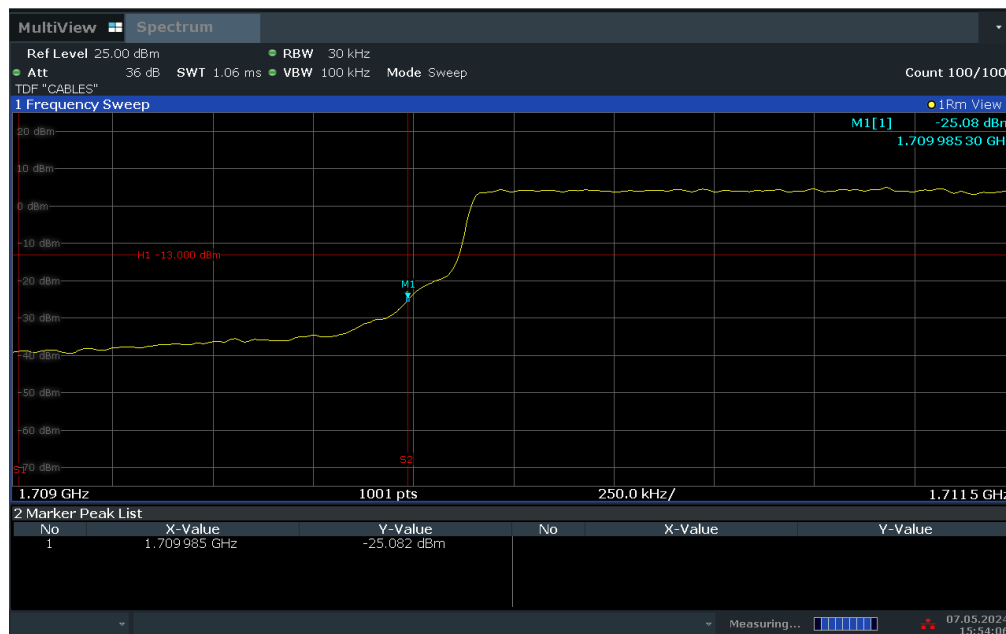
Plot 7-263. Upper Extended Band Edge Plot (LTE Band 4 – 1.4MHz QPSK – Full RB)

FCC ID: BCGA2995	 <b>PART 27 MEASUREMENT REPORT</b>		Approved by: Technical Manager
Test Report S/N: 1C2405200018-09-R1.BCG	Test Dates: 4/18/2024 - 6/24/2024	EUT Type: Tablet Device	Page 159 of 351

V2.2 09/07/2023

Unless otherwise specified, no part of this report may be reproduced or utilized in any part, form or by any means, electronic or mechanical, including photocopying and microfilm, without permission in writing from Element Materials Technology. If you have any questions about this or have an enquiry about obtaining additional rights to this report or assembly of contents thereof, please contact [ct.info@element.com](mailto:ct.info@element.com).

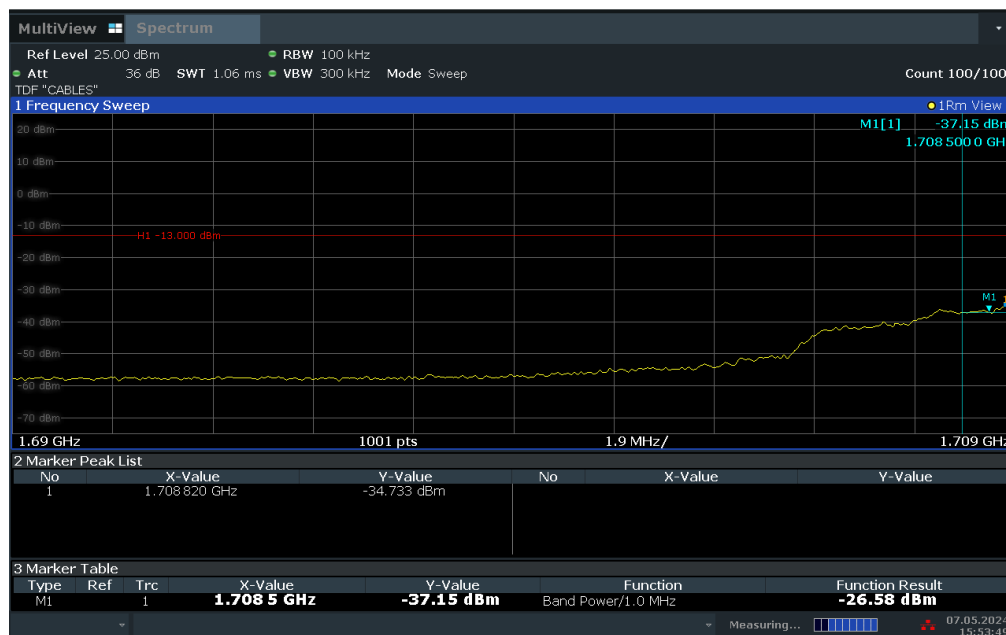
Peak



15:54:07 07.05.2024


Plot 7-264. Lower Band Edge Plot (LTE Band 4 - 3MHz QPSK – Full RB)

Peak



15:53:49 07.05.2024

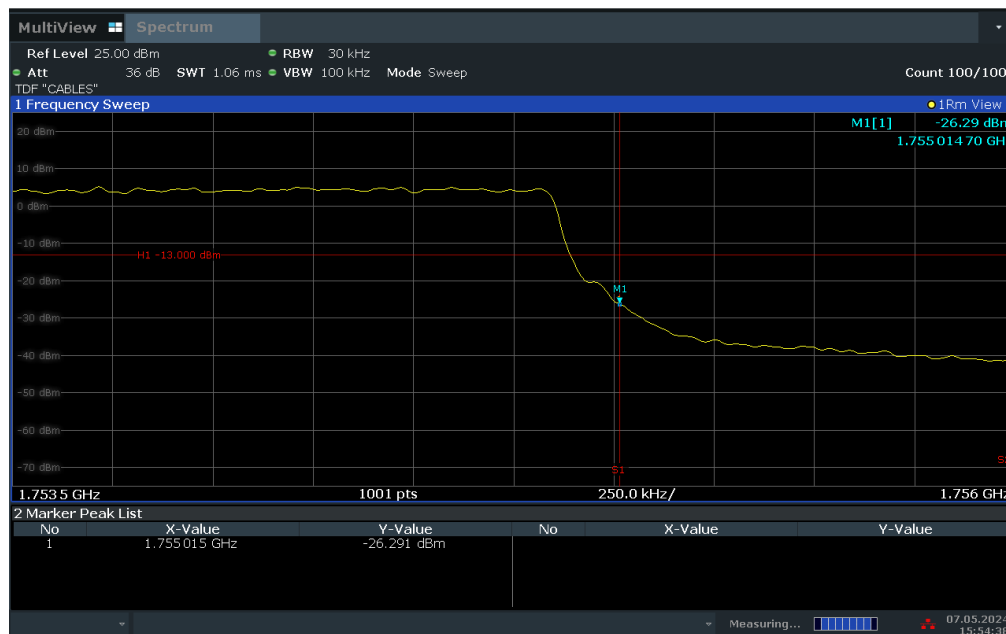
Plot 7-265. Lower Extended Band Edge Plot (LTE Band 4 - 3MHz QPSK – Full RB)

FCC ID: BCGA2995	 <b>PART 27 MEASUREMENT REPORT</b>		Approved by: Technical Manager
Test Report S/N: 1C2405200018-09-R1.BCG	Test Dates: 4/18/2024 - 6/24/2024	EUT Type: Tablet Device	Page 160 of 351

V2.2 09/07/2023

Unless otherwise specified, no part of this report may be reproduced or utilized in any part, form or by any means, electronic or mechanical, including photocopying and microfilm, without permission in writing from Element Materials Technology. If you have any questions about this or have an enquiry about obtaining additional rights to this report or assembly of contents thereof, please contact [ct.info@element.com](mailto:ct.info@element.com).

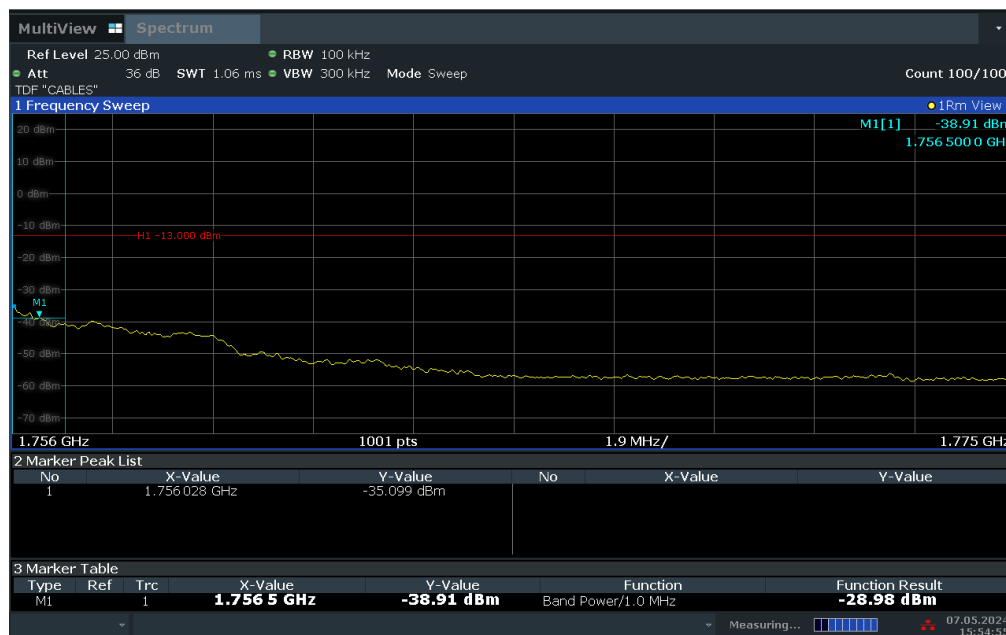
Peak



15:54:39 07.05.2024


Plot 7-266. Upper Band Edge Plot (LTE Band 4 - 3MHz QPSK – Full RB)

Peak



15:54:56 07.05.2024

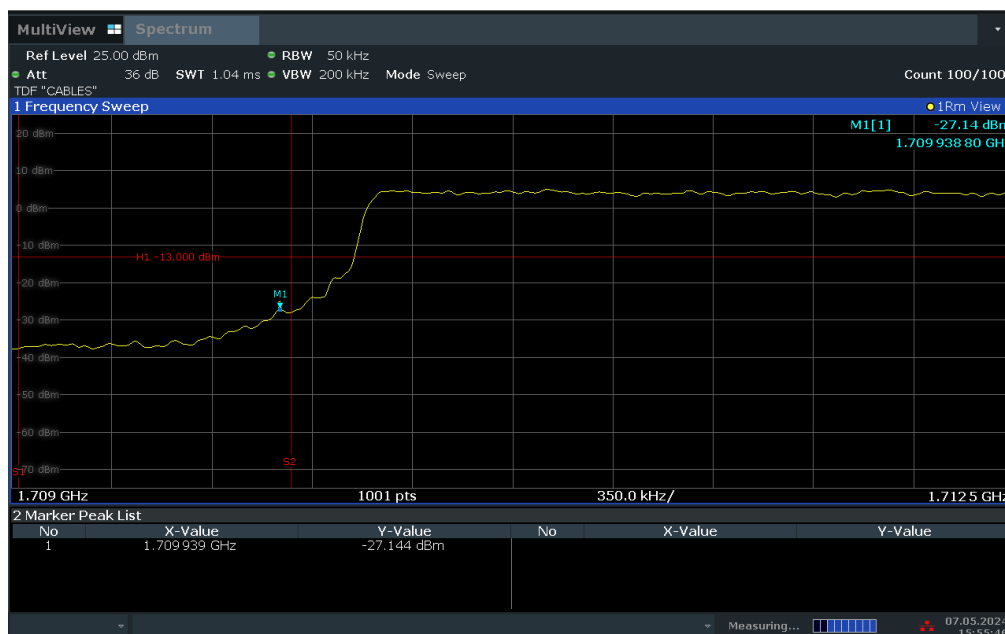
Plot 7-267. Upper Extended Band Edge Plot (LTE Band 4 - 3MHz QPSK – Full RB)

FCC ID: BCGA2995	 <b>PART 27 MEASUREMENT REPORT</b>		Approved by: Technical Manager
Test Report S/N: 1C2405200018-09-R1.BCG	Test Dates: 4/18/2024 - 6/24/2024	EUT Type: Tablet Device	Page 161 of 351

V2.2 09/07/2023

Unless otherwise specified, no part of this report may be reproduced or utilized in any part, form or by any means, electronic or mechanical, including photocopying and microfilm, without permission in writing from Element Materials Technology. If you have any questions about this or have an enquiry about obtaining additional rights to this report or assembly of contents thereof, please contact [ct.info@element.com](mailto:ct.info@element.com).

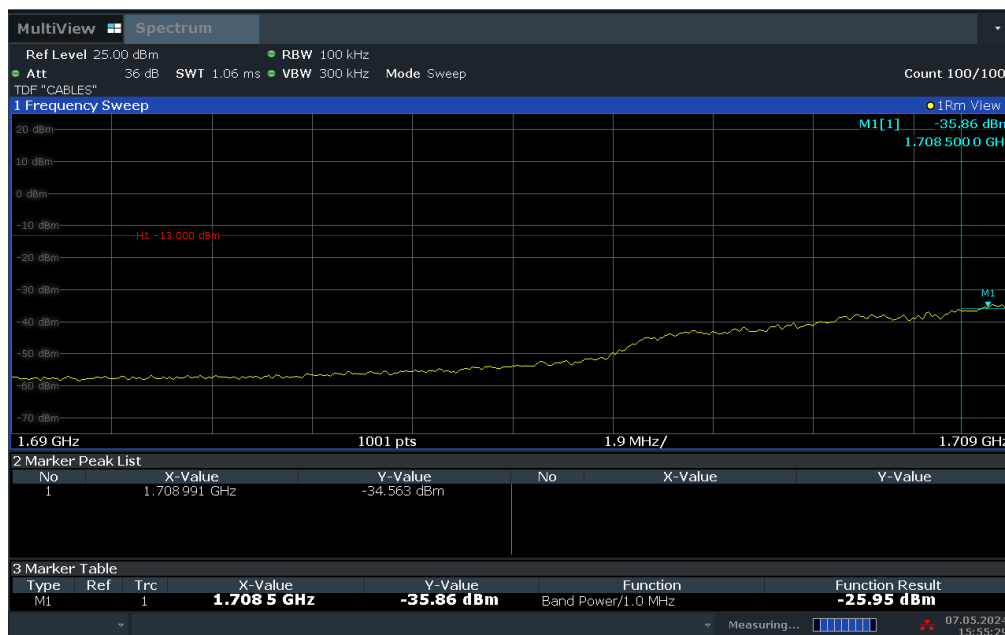
Peak



15:55:47 07.05.2024


**Plot 7-268. Lower Band Edge Plot (LTE Band 4 - 5MHz QPSK – Full RB)**

Peak



15:55:30 07.05.2024

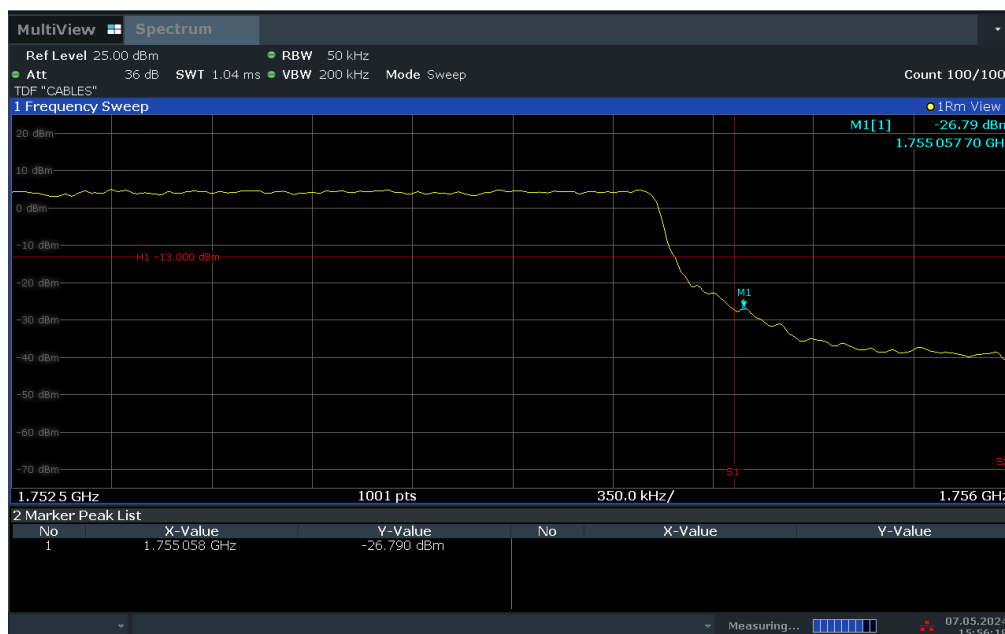
**Plot 7-269. Lower Extended Band Edge Plot (LTE Band 4 - 5MHz QPSK – Full RB)**

FCC ID: BCGA2995	 <b>PART 27 MEASUREMENT REPORT</b>		Approved by: Technical Manager
Test Report S/N: 1C2405200018-09-R1.BCG	Test Dates: 4/18/2024 - 6/24/2024	EUT Type: Tablet Device	Page 162 of 351

V2.2 09/07/2023

Unless otherwise specified, no part of this report may be reproduced or utilized in any part, form or by any means, electronic or mechanical, including photocopying and microfilm, without permission in writing from Element Materials Technology. If you have any questions about this or have an enquiry about obtaining additional rights to this report or assembly of contents thereof, please contact [ct.info@element.com](mailto:ct.info@element.com).

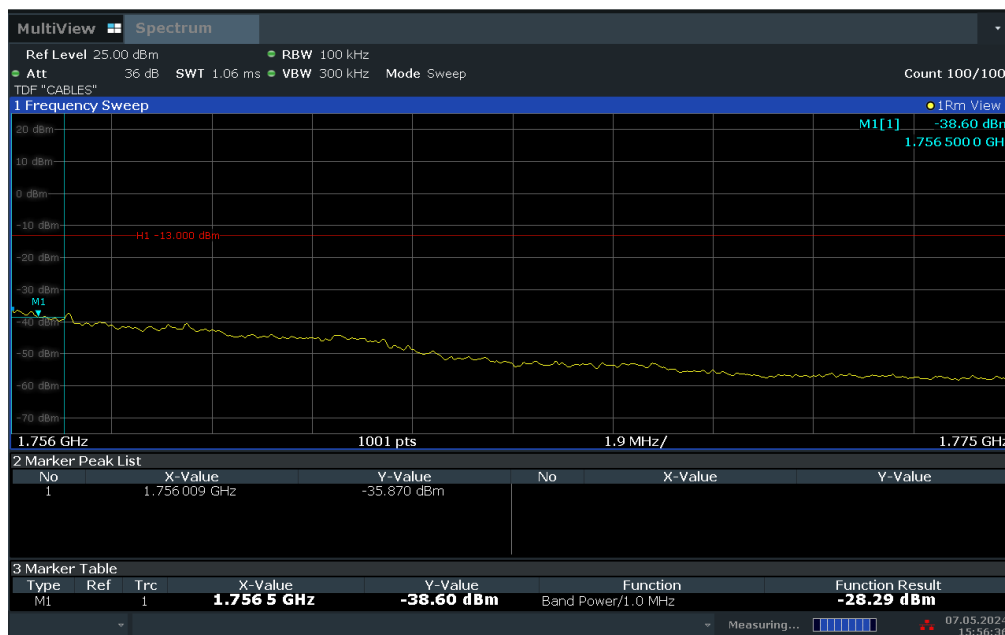
Peak



15:56:19 07.05.2024


Plot 7-270. Upper Band Edge Plot (LTE Band 4 - 5MHz QPSK – Full RB)

Peak



15:56:37 07.05.2024

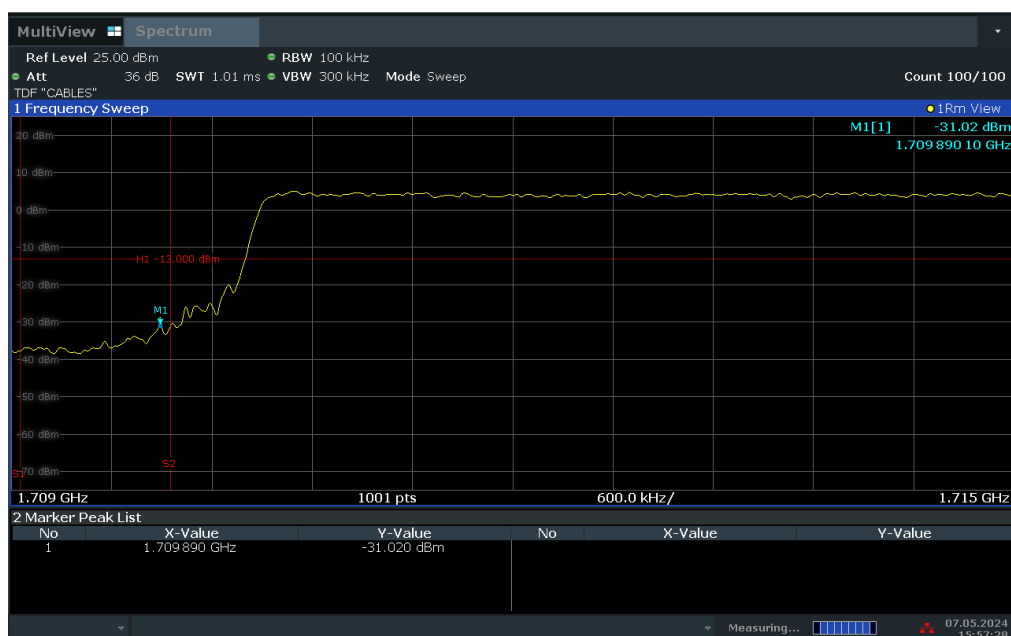
Plot 7-271. Upper Extended Band Edge Plot (LTE Band 4 - 5MHz QPSK – Full RB)

FCC ID: BCGA2995	 <b>PART 27 MEASUREMENT REPORT</b>		Approved by: Technical Manager
Test Report S/N: 1C2405200018-09-R1.BCG	Test Dates: 4/18/2024 - 6/24/2024	EUT Type: Tablet Device	Page 163 of 351

V2.2 09/07/2023

Unless otherwise specified, no part of this report may be reproduced or utilized in any part, form or by any means, electronic or mechanical, including photocopying and microfilm, without permission in writing from Element Materials Technology. If you have any questions about this or have an enquiry about obtaining additional rights to this report or assembly of contents thereof, please contact [ct.info@element.com](mailto:ct.info@element.com).

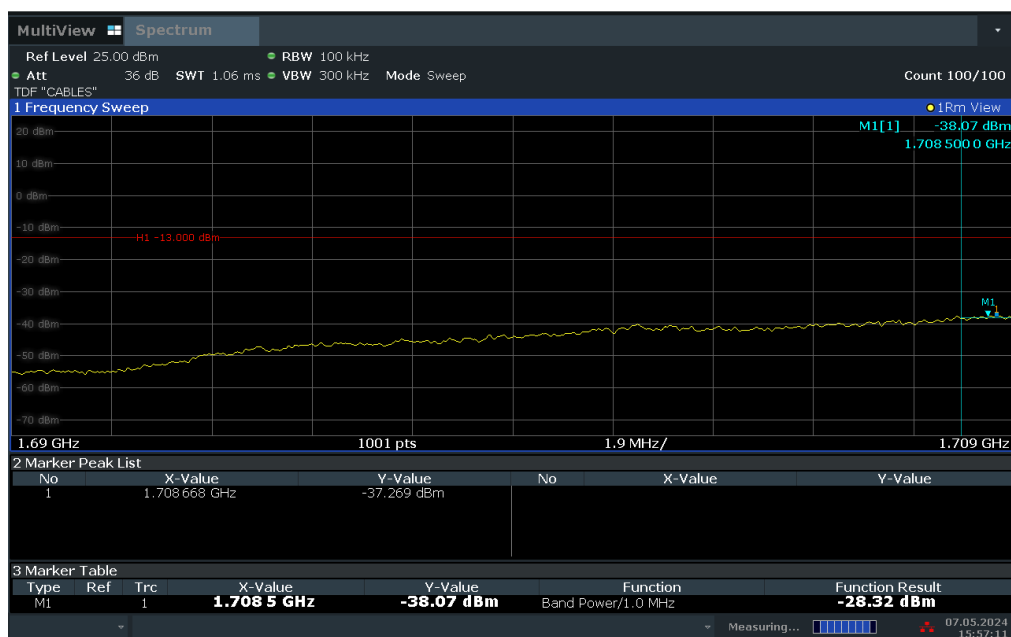
Peak



15:57:29 07.05.2024


Plot 7-272. Lower Band Edge Plot (LTE Band 4 - 10MHz QPSK – Full RB)

Peak



15:57:11 07.05.2024

Plot 7-273. Lower Extended Band Edge Plot (LTE Band 4 - 10MHz QPSK – Full RB)

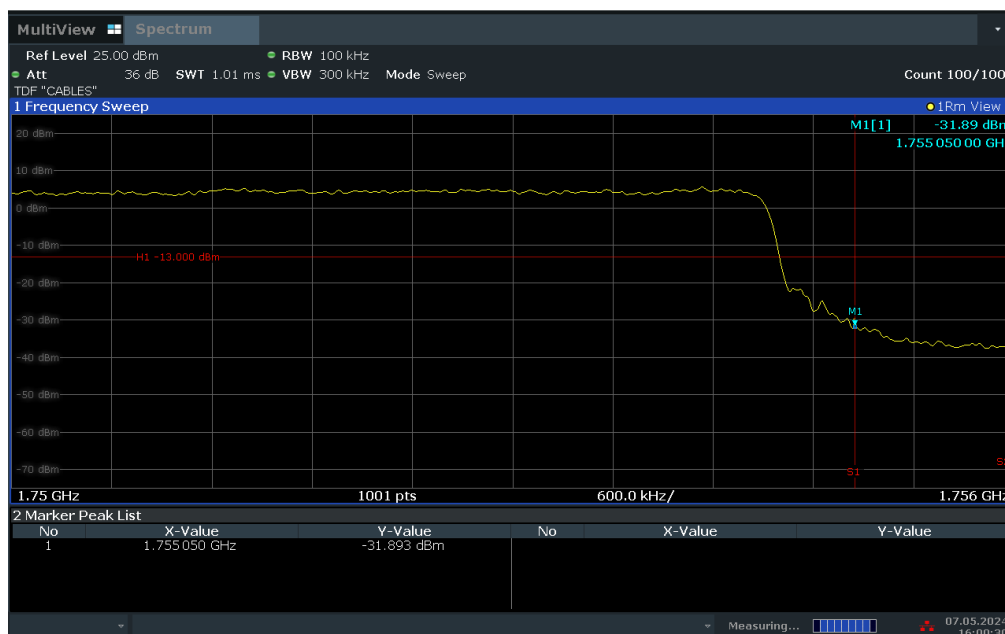
FCC ID: BCGA2995	 <b>PART 27 MEASUREMENT REPORT</b>		Approved by: Technical Manager
Test Report S/N: 1C2405200018-09-R1.BCG	Test Dates: 4/18/2024 - 6/24/2024	EUT Type: Tablet Device	Page 164 of 351

V2.2 09/07/2023

Unless otherwise specified, no part of this report may be reproduced or utilized in any part, form or by any means, electronic or mechanical, including photocopying and microfilm, without permission in writing from Element Materials Technology. If you have any questions about this or have an enquiry about obtaining additional rights to this report or assembly of contents thereof, please contact [ct.info@element.com](mailto:ct.info@element.com).



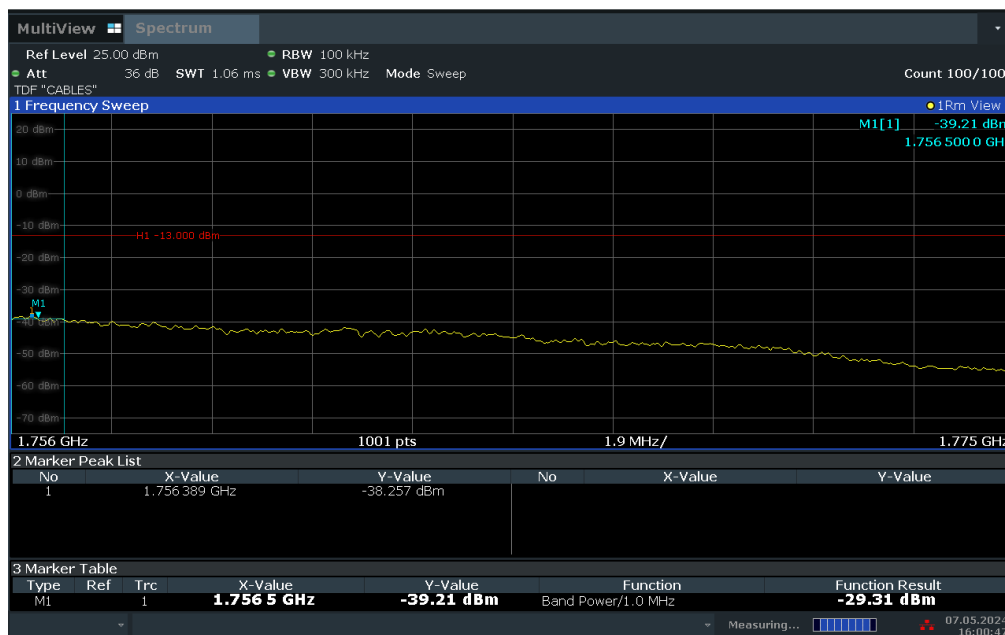
Peak



16:00:31 07.05.2024


Plot 7-274. Upper Band Edge Plot (LTE Band 4 - 10MHz QPSK – Full RB)

Peak



16:00:48 07.05.2024

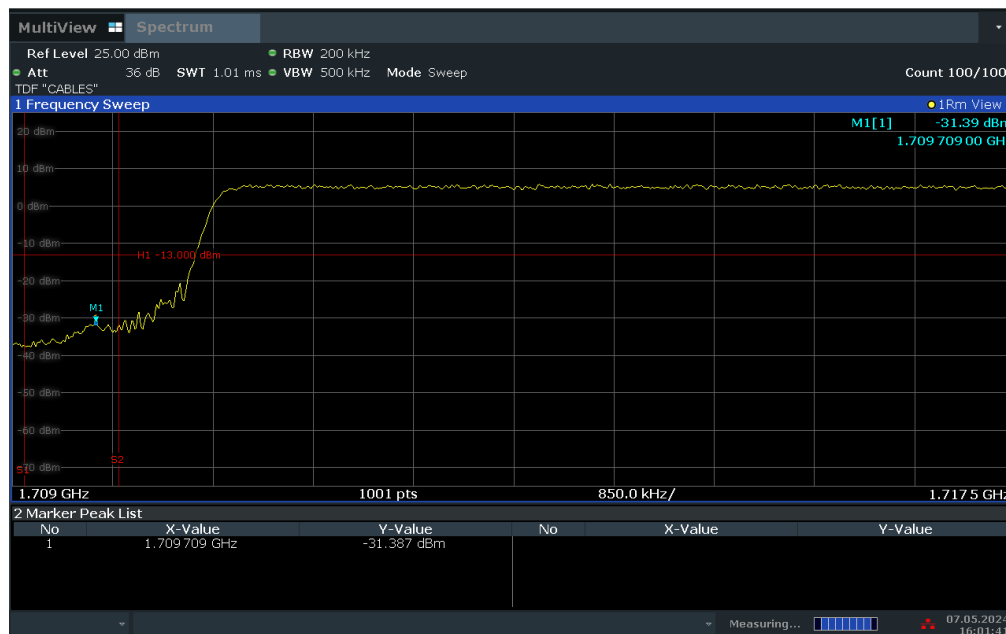
Plot 7-275. Upper Extended Band Edge Plot (LTE Band 4 - 10MHz QPSK – Full RB)

FCC ID: BCGA2995	 <b>PART 27 MEASUREMENT REPORT</b>		Approved by: Technical Manager
Test Report S/N: 1C2405200018-09-R1.BCG	Test Dates: 4/18/2024 - 6/24/2024	EUT Type: Tablet Device	Page 165 of 351

V2.2 09/07/2023

Unless otherwise specified, no part of this report may be reproduced or utilized in any part, form or by any means, electronic or mechanical, including photocopying and microfilm, without permission in writing from Element Materials Technology. If you have any questions about this or have an enquiry about obtaining additional rights to this report or assembly of contents thereof, please contact [ct.info@element.com](mailto:ct.info@element.com).

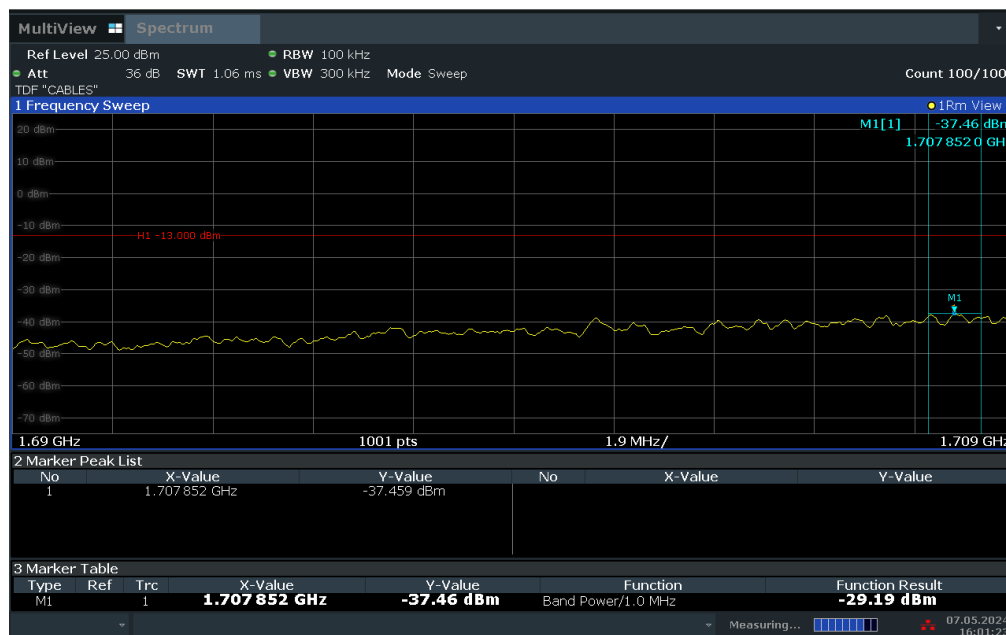
Peak



16:01:41 07.05.2024


Plot 7-276. Lower Band Edge Plot (LTE Band 4 - 15MHz QPSK – Full RB)

Peak



16:01:23 07.05.2024

Plot 7-277. Lower Extended Band Edge Plot (LTE Band 4 - 15MHz QPSK – Full RB)

FCC ID: BCGA2995	 <b>PART 27 MEASUREMENT REPORT</b>		Approved by: Technical Manager
Test Report S/N: 1C2405200018-09-R1.BCG	Test Dates: 4/18/2024 - 6/24/2024	EUT Type: Tablet Device	Page 166 of 351

V2.2 09/07/2023

Unless otherwise specified, no part of this report may be reproduced or utilized in any part, form or by any means, electronic or mechanical, including photocopying and microfilm, without permission in writing from Element Materials Technology. If you have any questions about this or have an enquiry about obtaining additional rights to this report or assembly of contents thereof, please contact [ct.info@element.com](mailto:ct.info@element.com).