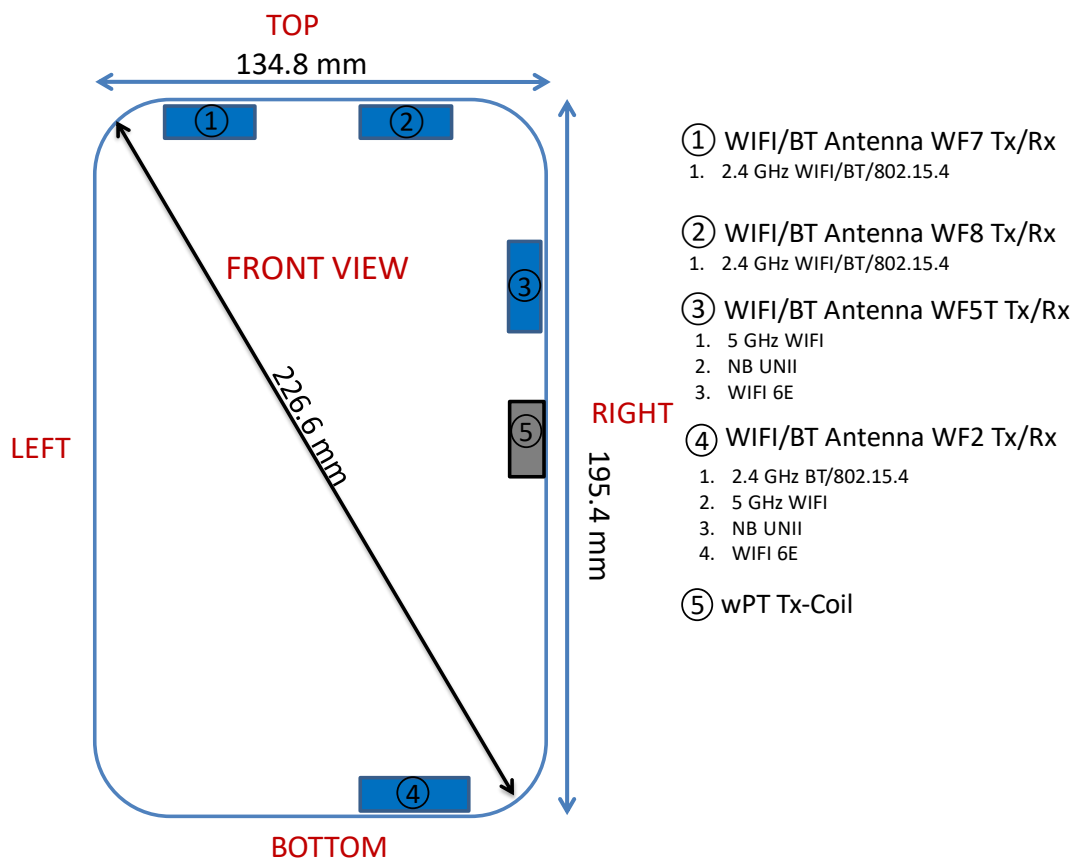


APPENDIX G: DUT ANTENNA DIAGRAM & SAR TEST SETUP PHOTOGRAPHS

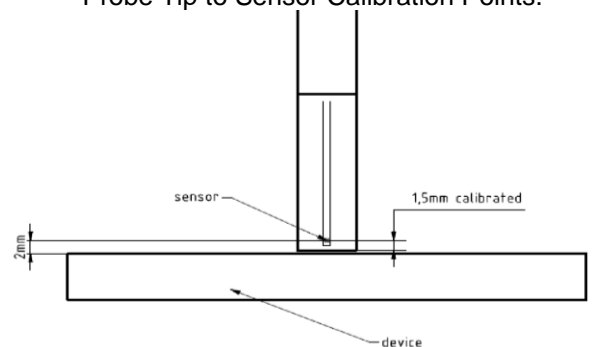
FCC ID BCGA2993	SAR EVALUATION REPORT	Approved by: Technical Manager
DUT Type: Tablet Device		APPENDIX G: Page 1 of 12

Note: Exact antenna dimensions and separation distances are shown in the Technical Descriptions in the FCC Filing.




**Figure G-1
DUT Antenna Locations**

Note: Distances below are distance from device surface to sensor-center. Therefore, distances include 1.5 mm for Probe Tip to Sensor Calibration Points.



**Figure G-2
EUmWVx Probe**

FCC ID BCGA2993	SAR EVALUATION REPORT	Approved by: Technical Manager
DUT Type: Tablet Device		APPENDIX G: Page 2 of 12



SAR Test Setup Photo 1: Back Side at 0mm – Ant WF5T



SAR Test Setup Photo 2: Back Side at 0mm – Ant WF7/WF8

FCC ID BCGA2993	SAR EVALUATION REPORT	Approved by: Technical Manager
DUT Type: Tablet Device		APPENDIX G: Page 3 of 12



SAR Test Setup Photo 3: Back Side at 0mm – Ant WF2




SAR Test Setup Photo 4: Top Edge at 0mm – Ant WF8/WF7/WF5T/WF2

FCC ID BCGA2993	SAR EVALUATION REPORT	Approved by: Technical Manager
DUT Type: Tablet Device		APPENDIX G: Page 4 of 12



SAR Test Setup Photo 5: Bottom Edge at 0mm – Ant WF8/WF7/WF5T/WF2



SAR Test Setup Photo 6: Right Edge at 0mm – Ant WF8/WF7/WF5T/WF2

FCC ID BCGA2993	SAR EVALUATION REPORT	Approved by: Technical Manager
DUT Type: Tablet Device		APPENDIX G: Page 5 of 12



SAR Test Setup Photo 7: Left Edge at 0mm – Ant WF8/WF7/WF5T/WF2



Wireless Power Transfer (WPT) Test Setup Photo 8: Back Side at 0mm

FCC ID BCGA2993	SAR EVALUATION REPORT	Approved by: Technical Manager
DUT Type: Tablet Device		APPENDIX G: Page 6 of 12



Wireless Power Transfer (wPT) Test Setup Photo 9: Top Edge at 0mm



Wireless Power Transfer (wPT) Test Setup Photo 10: Bottom Edge at 0mm

FCC ID BCGA2993	SAR EVALUATION REPORT	Approved by: Technical Manager
DUT Type: Tablet Device		APPENDIX G: Page 7 of 12




Wireless Power Transfer (wPT) Test Setup Photo 11: Right Edge at 0mm




Wireless Power Transfer (wPT) Test Setup Photo 12: Left Edge at 0mm

FCC ID BCGA2993	SAR EVALUATION REPORT	Approved by: Technical Manager
DUT Type: Tablet Device		APPENDIX G: Page 8 of 12




Near Field Power Density Test Setup Photo 13: Backside at 2mm – WF5T/WF2




Near Field Power Density Test Setup Photo 14: Backside at 9.95mm – WF5T

FCC ID BCGA2993	SAR EVALUATION REPORT	Approved by: Technical Manager
DUT Type: Tablet Device		APPENDIX G: Page 9 of 12




Near Field Power Density Test Setup Photo 15: Top Edge at 2mm – WF5T/WF2



Near Field Power Density Test Setup Photo 16: Bottom Edge at 2mm – WF5T/WF2

FCC ID BCGA2993	SAR EVALUATION REPORT	Approved by: Technical Manager
DUT Type: Tablet Device		APPENDIX G: Page 10 of 12



Near Field Power Density Test Setup Photo 17: Bottom Edge at 9mm – WF2




Near Field Power Density Test Setup Photo 18: Right Edge at 2mm – WF5T/WF2

FCC ID BCGA2993	SAR EVALUATION REPORT	Approved by: Technical Manager
DUT Type: Tablet Device		APPENDIX G: Page 11 of 12



Near Field Power Density Test Setup Photo 19: Right Edge at 9.45mm – WF5T



Near Field Power Density Test Setup Photo 20: Left Edge at 2mm – WF5T/WF2

FCC ID BCGA2993	SAR EVALUATION REPORT	Approved by: Technical Manager
DUT Type: Tablet Device		APPENDIX G: Page 12 of 12