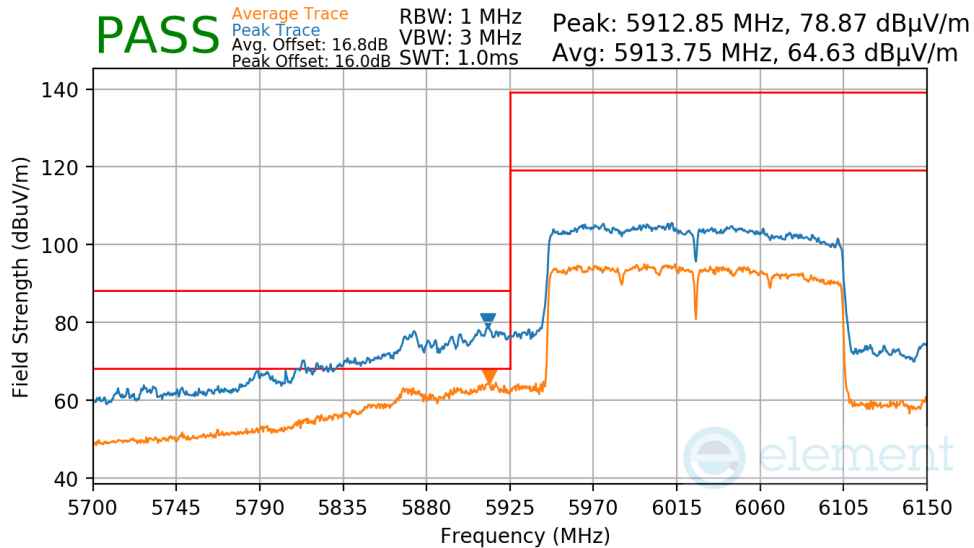
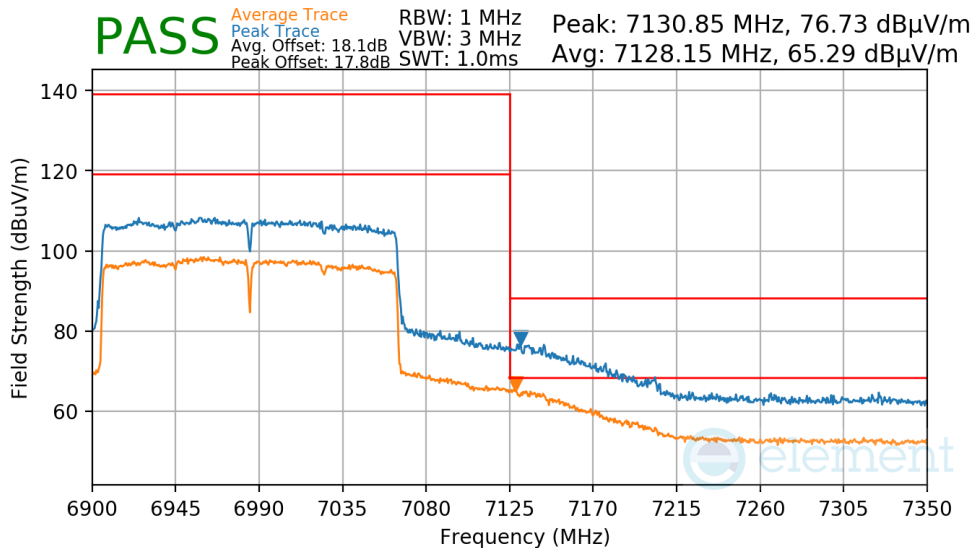


Worst Case Mode: 802.11ax  
Worst Case Transfer Rate: MCS11  
Distance of Measurements: 3 Meters  
Operating Frequency: 6025MHz  
Channel: 15



**Plot 7-1333. Antenna 4a Radiated Lower Band Edge (Peak & Average – UNII Band 5)**

Worst Case Mode: 802.11ax  
Worst Case Transfer Rate: MCS0  
Distance of Measurements: 3 Meters  
Operating Frequency: 6985MHz  
Channel: 207

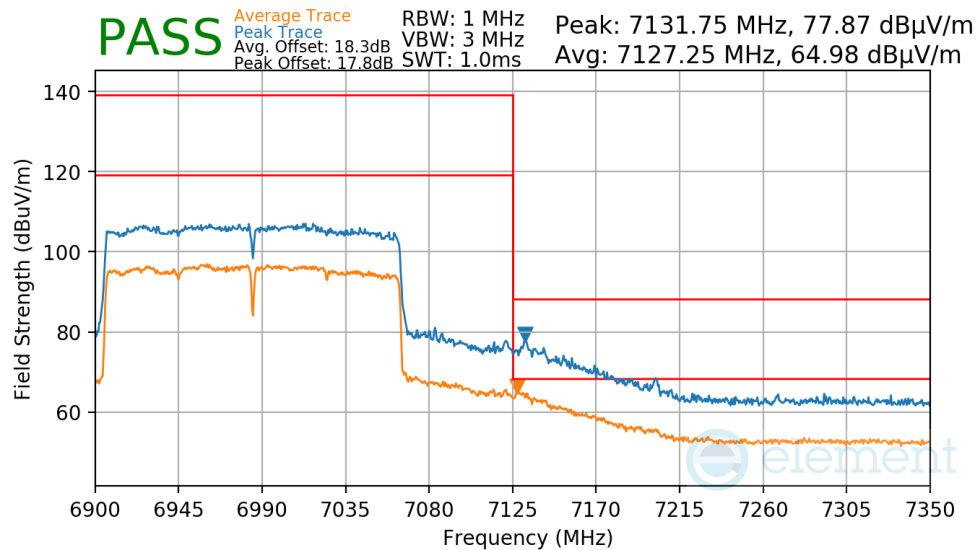


**Plot 7-1334. Antenna 4a Radiated Upper Band Edge (Peak & Average – UNII Band 8)**

FCC ID: BCGA2926 IC: 579C-A2926		MEASUREMENT REPORT (CERTIFICATION)	Approved by: Technical Manager
Test Report S/N: 1C2311270070-24-R1.BCG	Test Dates: 11/30/2023 - 04/05/2024	EUT Type: Tablet Device	Page 451 of 511

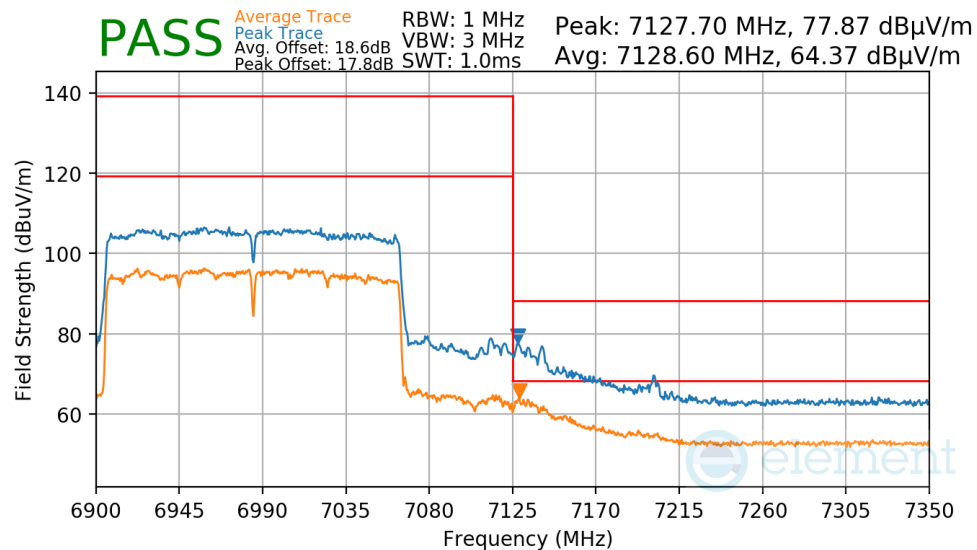
V 10.50.40 12/15/2021

Worst Case Mode: 802.11ax  
Worst Case Transfer Rate: MCS4  
Distance of Measurements: 3 Meters  
Operating Frequency: 6985MHz  
Channel: 207



**Plot 7-1335. Antenna 4a Radiated Upper Band Edge (Peak & Average – UNII Band 8)**

Worst Case Mode: 802.11ax  
Worst Case Transfer Rate: MCS11  
Distance of Measurements: 3 Meters  
Operating Frequency: 6985MHz  
Channel: 207



**Plot 7-1336. Antenna 4a Radiated Upper Band Edge (Peak & Average – UNII Band 8)**

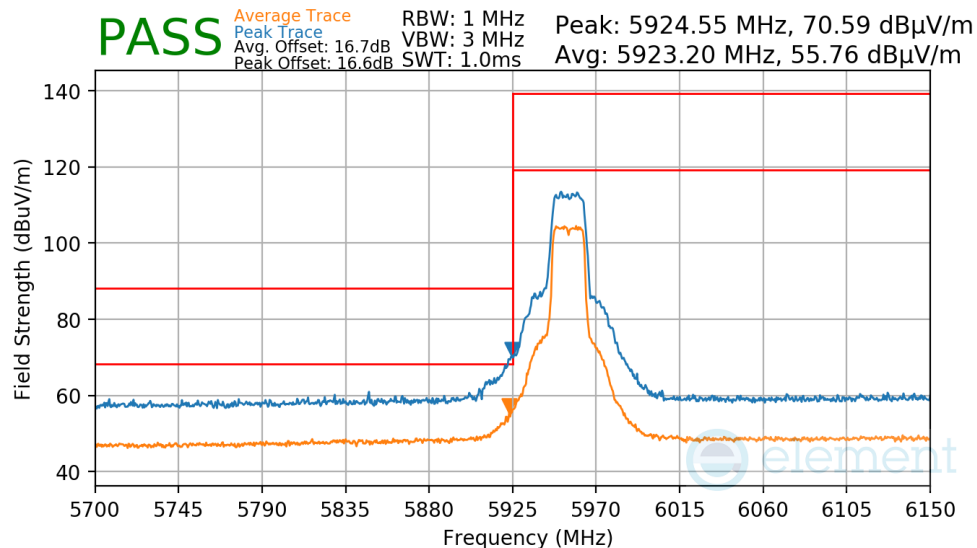
FCC ID: BCGA2926 IC: 579C-A2926		MEASUREMENT REPORT (CERTIFICATION)	Approved by: Technical Manager
Test Report S/N: 1C2311270070-24-R1.BCG	Test Dates: 11/30/2023 - 04/05/2024	EUT Type: Tablet Device	Page 452 of 511

V 10.50.40 12/15/2021

## 7.7.14 Antenna 2a Radiated Band Edge Measurements (20MHz BW)

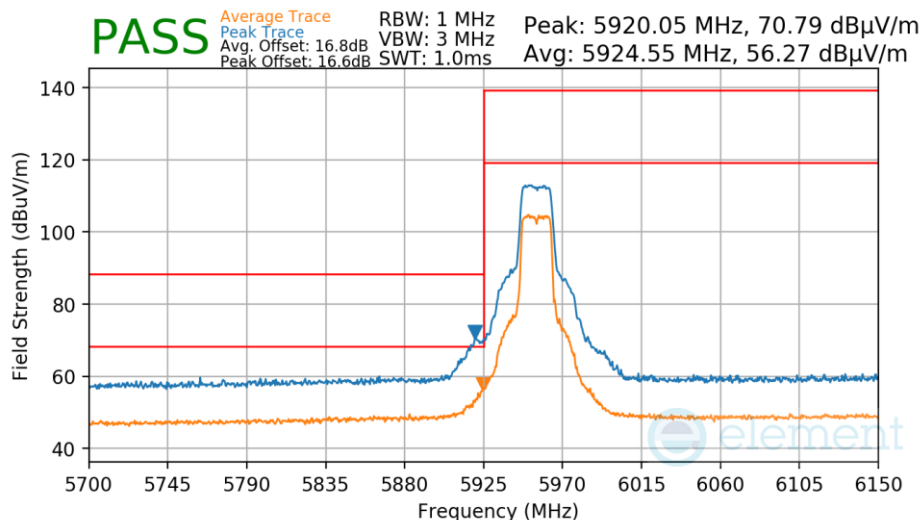
§15.407(b.1)(b.2) §15.205 §15.209; RSS-Gen [8.9]; RSS-Gen [8.9]

Worst Case Mode:	802.11a
Worst Case Transfer Rate:	12Mbps
Distance of Measurements:	3 Meters
Operating Frequency:	5955MHz
Channel:	1



**Plot 7-1337. Antenna 2a Radiated Lower Band Edge (Peak/Average – UNII Band 5)**

Worst Case Mode:	802.11a
Worst Case Transfer Rate:	24Mbps
Distance of Measurements:	3 Meters
Operating Frequency:	5955MHz
Channel:	1

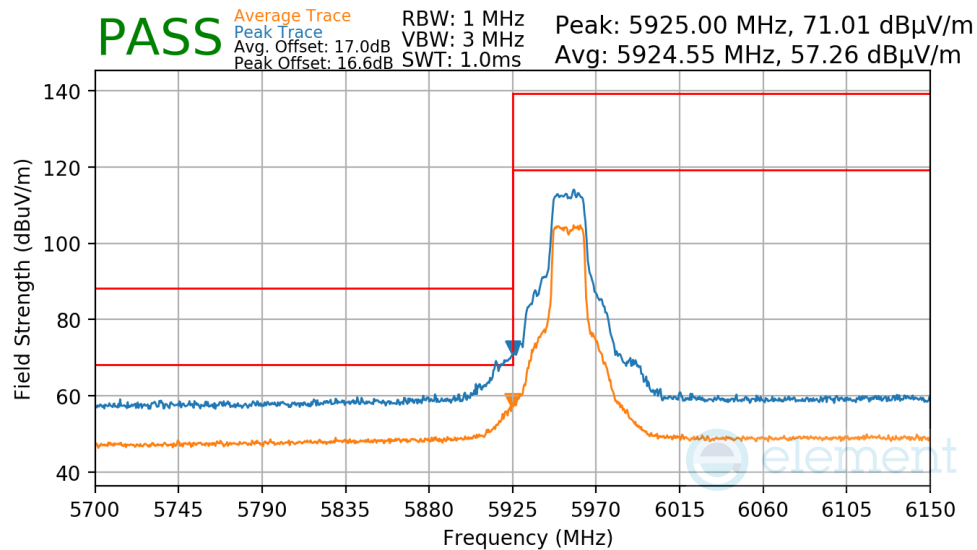


**Plot 7-1338. Antenna 2a Radiated Lower Band Edge (Peak/Average – UNII Band 5)**

FCC ID: BCGA2926 IC: 579C-A2926		MEASUREMENT REPORT (CERTIFICATION)	Approved by: Technical Manager
Test Report S/N: 1C2311270070-24-R1.BCG	Test Dates: 11/30/2023 - 04/05/2024	EUT Type: Tablet Device	Page 453 of 511

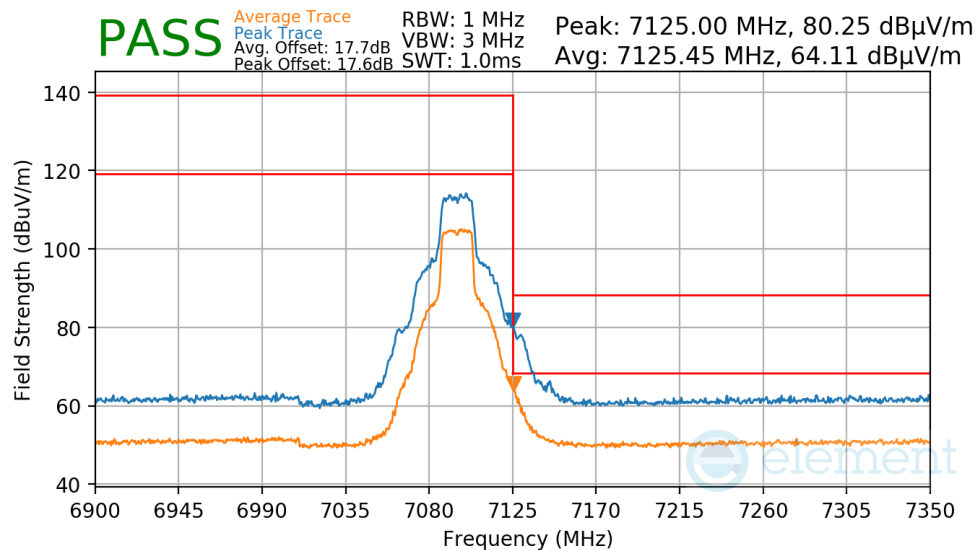
V 10.50.40 12/15/2021

Worst Case Mode: 802.11a  
 Worst Case Transfer Rate: 54Mbps  
 Distance of Measurements: 3 Meters  
 Operating Frequency: 5955MHz  
 Channel: 1



**Plot 7-1339. Antenna 2a Radiated Lower Band Edge (Peak/Average – UNII Band 5)**

Worst Case Mode: 802.11a  
 Worst Case Transfer Rate: 12Mbps  
 Distance of Measurements: 3 Meters  
 Operating Frequency: 7095MHz  
 Channel: 229

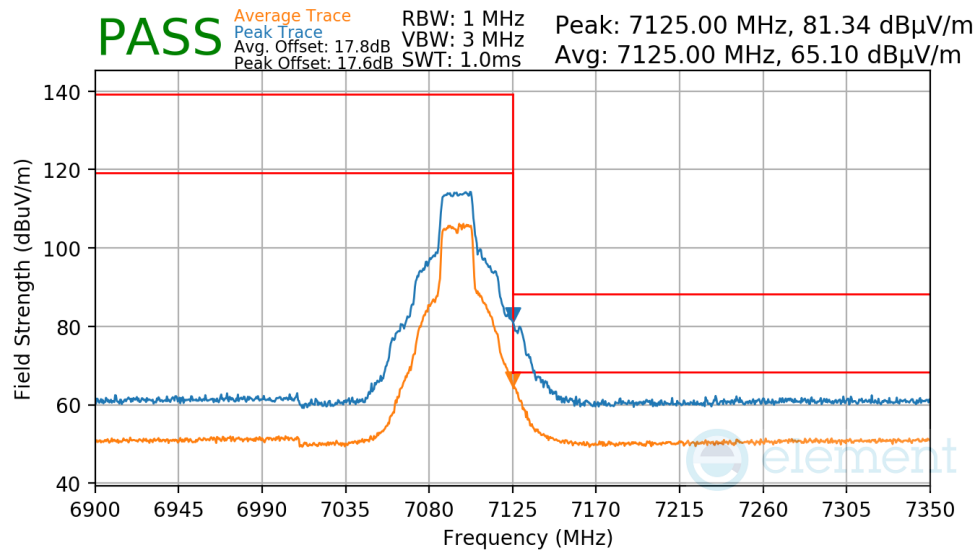


**Plot 7-1340. Antenna 2a Radiated Upper Band Edge (Peak/Average – UNII Band 8)**

FCC ID: BCGA2926 IC: 579C-A2926		MEASUREMENT REPORT (CERTIFICATION)	Approved by: Technical Manager
Test Report S/N: 1C2311270070-24-R1.BCG	Test Dates: 11/30/2023 - 04/05/2024	EUT Type: Tablet Device	Page 454 of 511

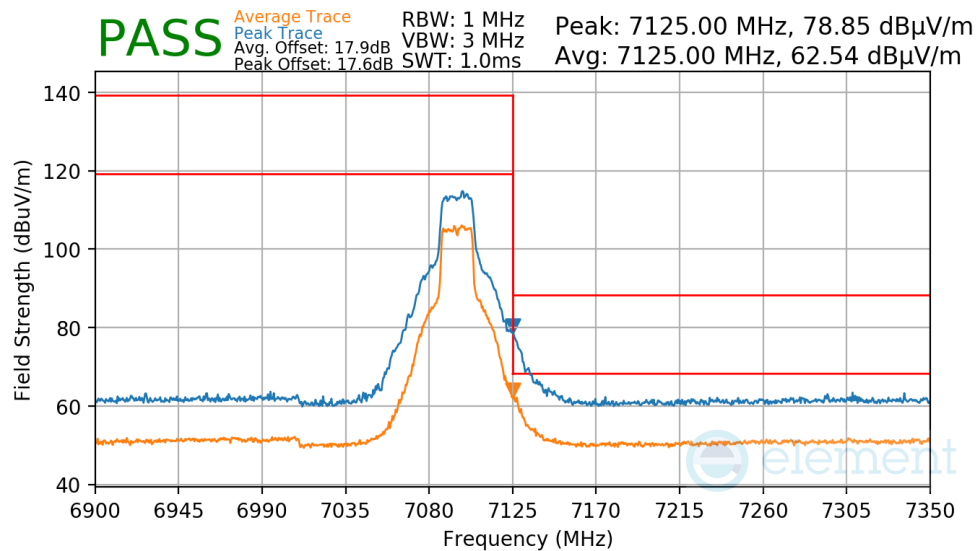
V 10.50.40 12/15/2021

Worst Case Mode: 802.11a  
Worst Case Transfer Rate: 24Mbps  
Distance of Measurements: 3 Meters  
Operating Frequency: 7095MHz  
Channel: 229



**Plot 7-1341. Antenna 2a Radiated Upper Band Edge (Peak/Average – UNII Band 8)**

Worst Case Mode: 802.11a  
Worst Case Transfer Rate: 54Mbps  
Distance of Measurements: 3 Meters  
Operating Frequency: 7095MHz  
Channel: 229

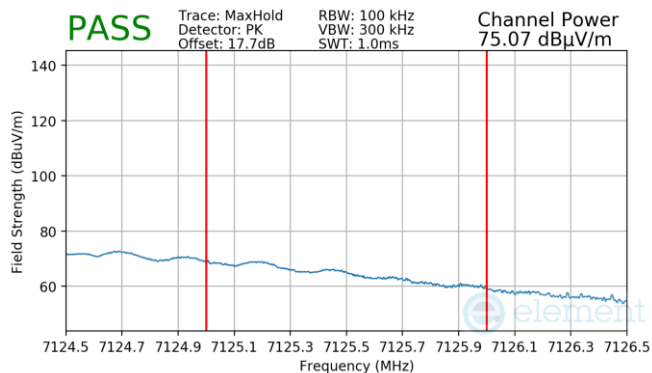


**Plot 7-1342. Antenna 2a Radiated Upper Band Edge (Peak/Average – UNII Band 8)**

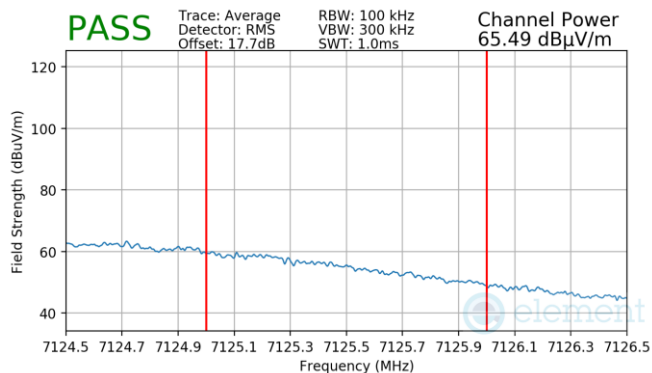
FCC ID: BCGA2926 IC: 579C-A2926		MEASUREMENT REPORT (CERTIFICATION)	Approved by: Technical Manager
Test Report S/N: 1C2311270070-24-R1.BCG	Test Dates: 11/30/2023 - 04/05/2024	EUT Type: Tablet Device	Page 455 of 511

V 10.50.40 12/15/2021

Worst Case Mode: 802.11a  
Worst Case Transfer Rate: 12Mbps  
Distance of Measurements: 3 Meters  
Operating Frequency: 7115MHz  
Channel: 233

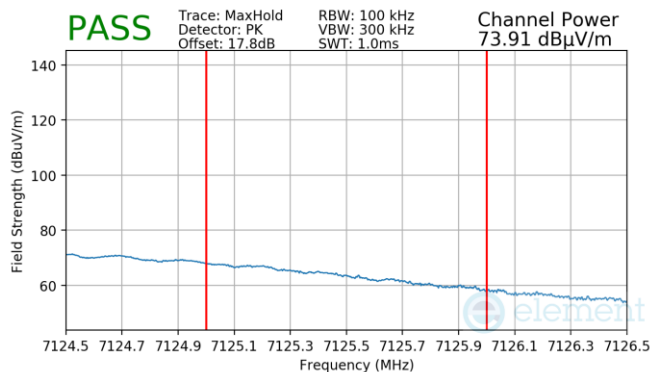


**Plot 7-1343. Antenna 2a Radiated Upper Band Edge (Peak – UNII Band 8)**

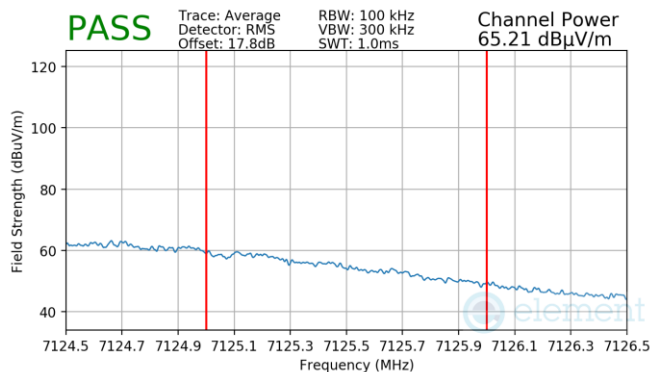


**Plot 7-1344. Antenna 2a Radiated Upper Band Edge (Average – UNII Band 8)**

Worst Case Mode: 802.11a  
Worst Case Transfer Rate: 24Mbps  
Distance of Measurements: 3 Meters  
Operating Frequency: 7115MHz  
Channel: 233



**Plot 7-1345. Antenna 2a Radiated Upper Band Edge (Peak – UNII Band 8)**

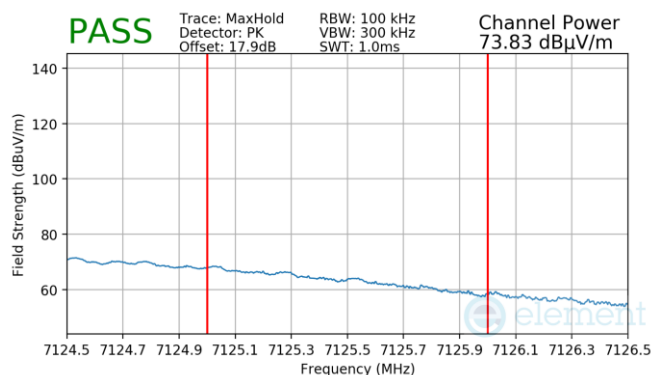


**Plot 7-1346. Antenna 2a Radiated Upper Band Edge (Average – UNII Band 8)**

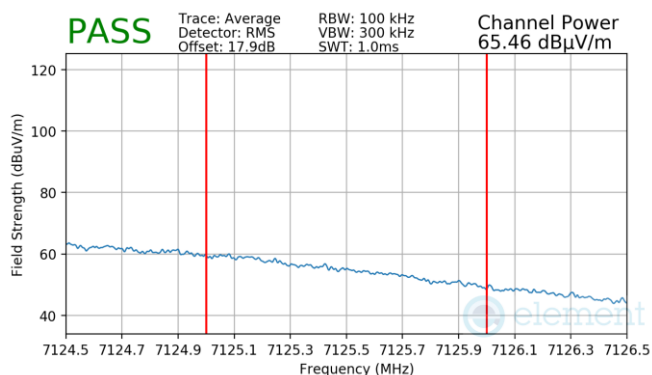
FCC ID: BCGA2926 IC: 579C-A2926	 <b>MEASUREMENT REPORT (CERTIFICATION)</b>		Approved by: Technical Manager
Test Report S/N: 1C2311270070-24-R1.BCG	Test Dates: 11/30/2023 - 04/05/2024	EUT Type: Tablet Device	Page 456 of 511

V 10.50.40 12/15/2021


Worst Case Mode: 802.11a  
 Worst Case Transfer Rate: 54Mbps  
 Distance of Measurements: 3 Meters  
 Operating Frequency: 7115MHz  
 Channel: 233



**Plot 7-1347. Antenna 2a Radiated Upper Band Edge (Peak – UNII Band 8)**

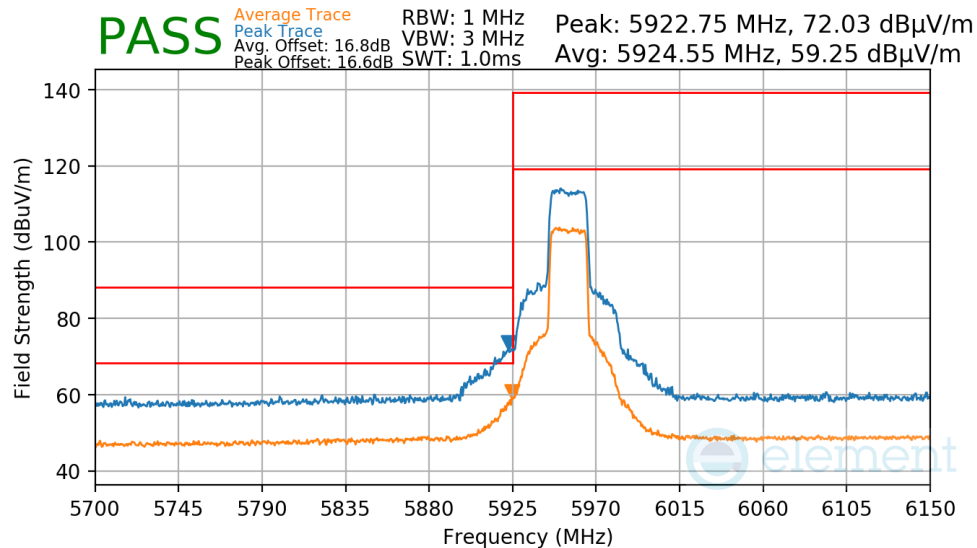


**Plot 7-1348. Antenna 2a Radiated Upper Band Edge (Average – UNII Band 8)**

<b>FCC ID:</b> BCGA2926 <b>IC:</b> 579C-A2926	 <b>MEASUREMENT REPORT (CERTIFICATION)</b>		<b>Approved by:</b> Technical Manager
<b>Test Report S/N:</b> 1C2311270070-24-R1.BCG	<b>Test Dates:</b> 11/30/2023 - 04/05/2024	<b>EUT Type:</b> Tablet Device	Page 457 of 511

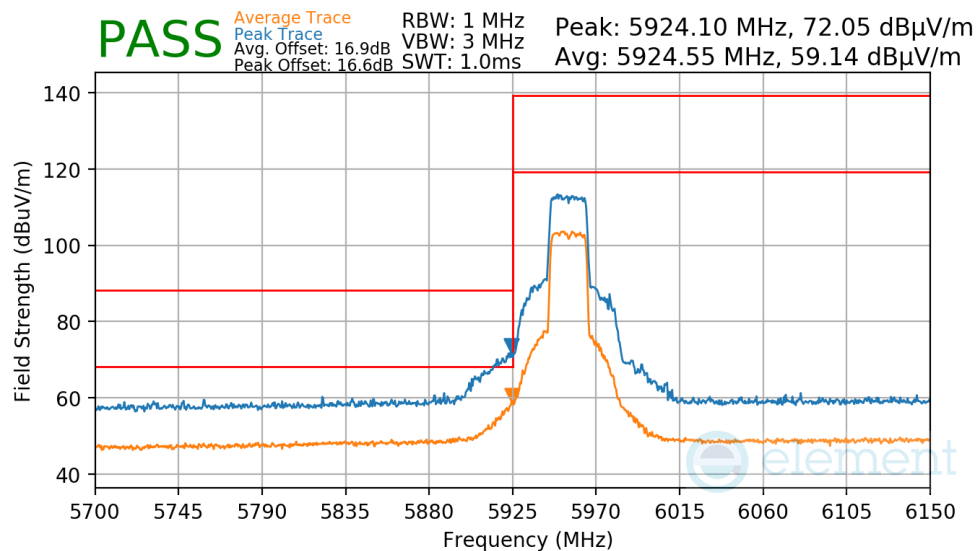
V 10.50.40 12/15/2021

Worst Case Mode: 802.11ax  
 Worst Case Transfer Rate: MCS0  
 Distance of Measurements: 3 Meters  
 Operating Frequency: 5955MHz  
 Channel: 1



**Plot 7-1349. Antenna 2a Radiated Lower Band Edge (Peak/Average – UNII Band 5)**

Worst Case Mode: 802.11ax  
 Worst Case Transfer Rate: MCS4  
 Distance of Measurements: 3 Meters  
 Operating Frequency: 5955MHz  
 Channel: 1



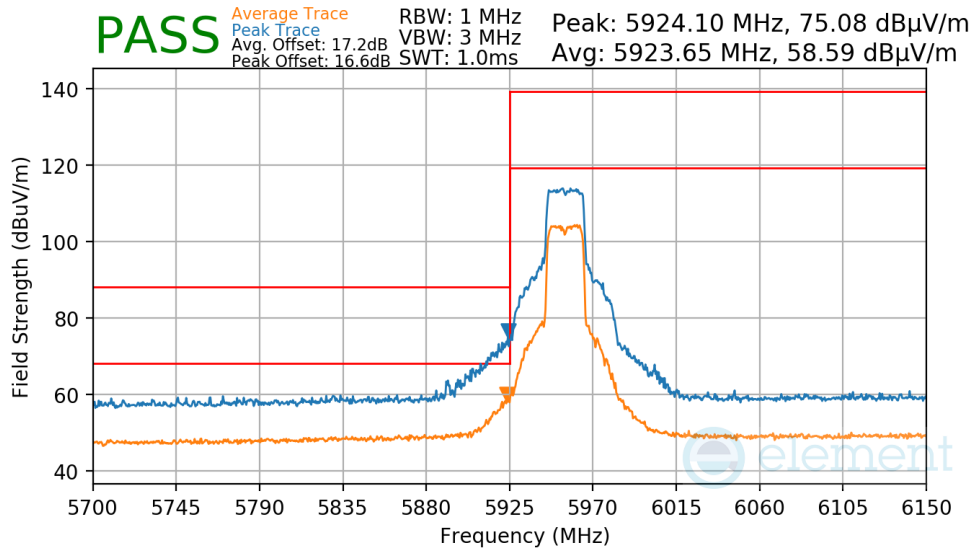
**Plot 7-1350. Antenna 2a Radiated Lower Band Edge (Peak/Average – UNII Band 5)**

FCC ID: BCGA2926 IC: 579C-A2926	 <b>MEASUREMENT REPORT (CERTIFICATION)</b>		Approved by: Technical Manager
Test Report S/N: 1C2311270070-24-R1.BCG	Test Dates: 11/30/2023 - 04/05/2024	EUT Type: Tablet Device	Page 458 of 511

V 10.50.40 12/15/2021

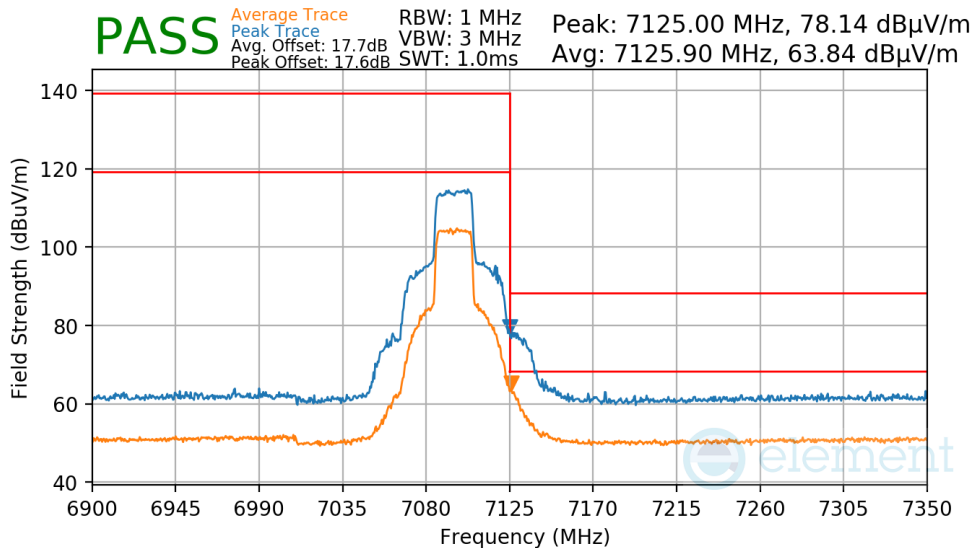


Worst Case Mode: 802.11ax  
 Worst Case Transfer Rate: MCS11  
 Distance of Measurements: 3 Meters  
 Operating Frequency: 5955MHz  
 Channel: 1



**Plot 7-1351. Antenna 2a Radiated Lower Band Edge (Peak/Average – UNII Band 5)**

Worst Case Mode: 802.11ax  
 Worst Case Transfer Rate: MCS0  
 Distance of Measurements: 3 Meters  
 Operating Frequency: 7095MHz  
 Channel: 229

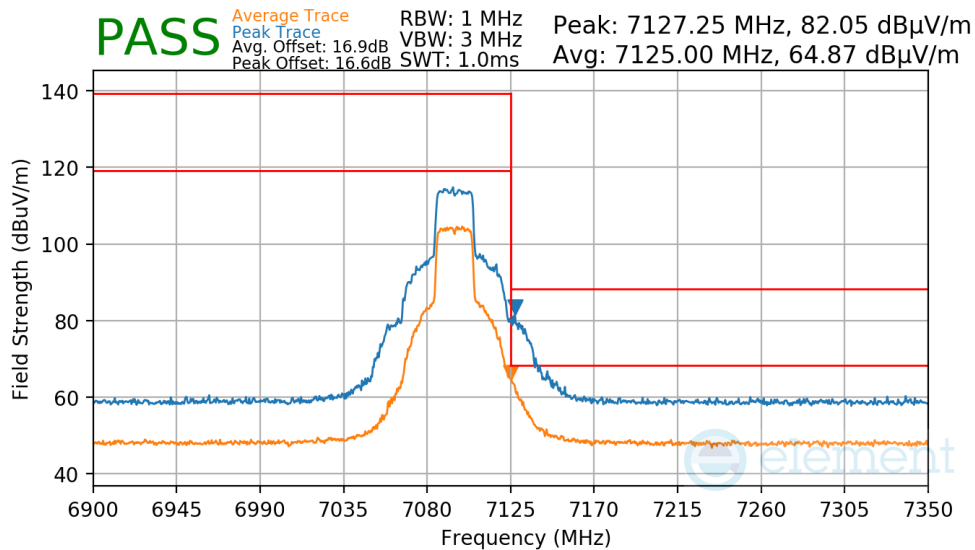


**Plot 7-1352. Antenna 2a Radiated Upper Band Edge (Peak/Average – UNII Band 8)**

FCC ID: BCGA2926 IC: 579C-A2926		MEASUREMENT REPORT (CERTIFICATION)	Approved by: Technical Manager
Test Report S/N: 1C2311270070-24-R1.BCG	Test Dates: 11/30/2023 - 04/05/2024	EUT Type: Tablet Device	Page 459 of 511

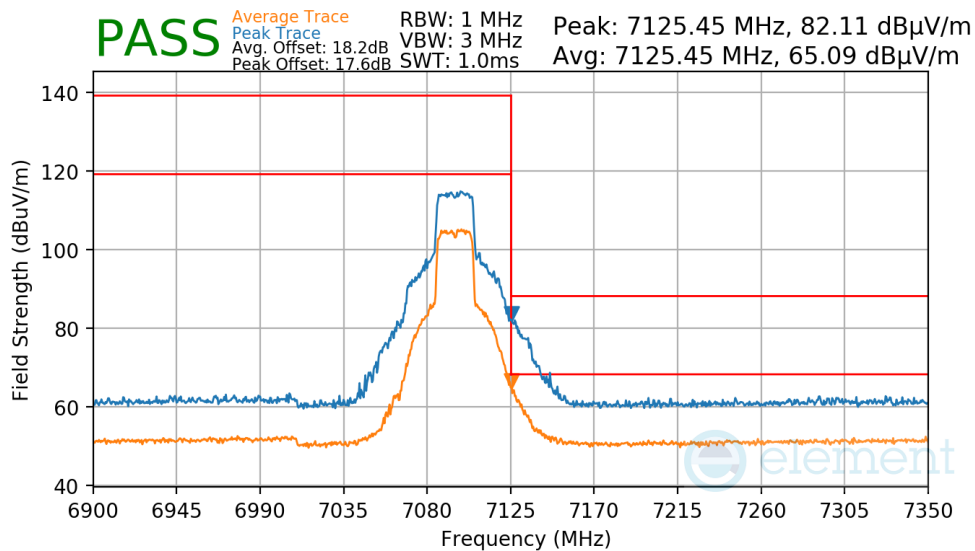
V 10.50.40 12/15/2021

Worst Case Mode: 802.11ax  
Worst Case Transfer Rate: MCS4  
Distance of Measurements: 3 Meters  
Operating Frequency: 7095MHz  
Channel: 229



**Plot 7-1353. Antenna 2a Radiated Upper Band Edge (Peak/Average – UNII Band 8)**

Worst Case Mode: 802.11ax  
Worst Case Transfer Rate: MCS11  
Distance of Measurements: 3 Meters  
Operating Frequency: 7095MHz  
Channel: 229

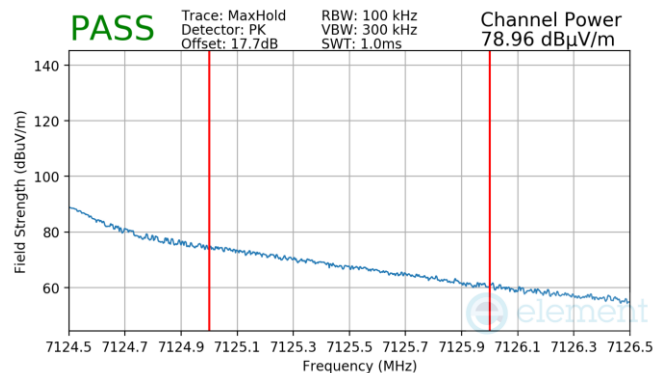


**Plot 7-1354. Antenna 2a Radiated Upper Band Edge (Peak/Average – UNII Band 8)**

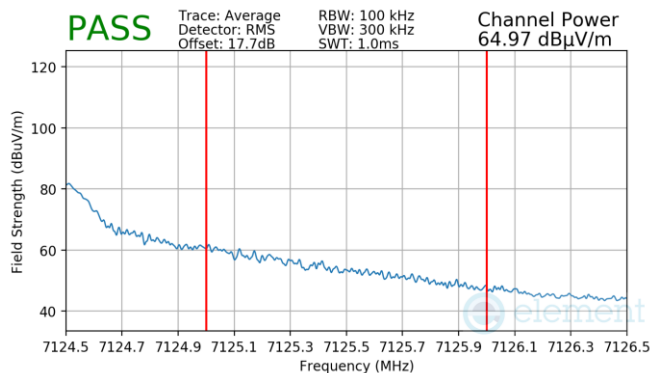
FCC ID: BCGA2926 IC: 579C-A2926		MEASUREMENT REPORT (CERTIFICATION)	Approved by: Technical Manager
Test Report S/N: 1C2311270070-24-R1.BCG	Test Dates: 11/30/2023 - 04/05/2024	EUT Type: Tablet Device	Page 460 of 511

V 10.50.40 12/15/2021

Worst Case Mode: 802.11ax  
Worst Case Transfer Rate: MCS0  
Distance of Measurements: 3 Meters  
Operating Frequency: 7115MHz  
Channel: 233

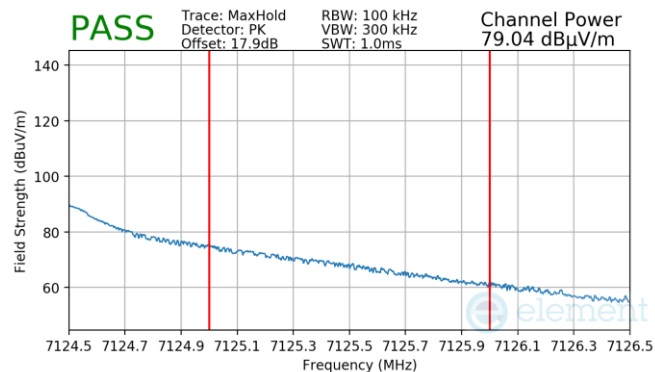


**Plot 7-1355. Antenna 2a Radiated Upper Band Edge (Peak – UNII Band 8)**

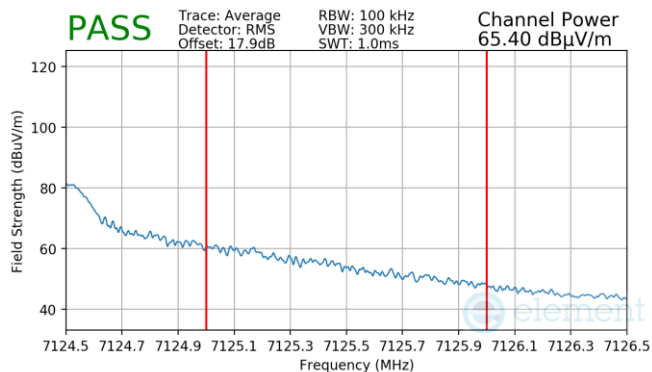


**Plot 7-1356. Antenna 2a Radiated Upper Band Edge (Average – UNII Band 8)**

Worst Case Mode: 802.11ax  
Worst Case Transfer Rate: MCS4  
Distance of Measurements: 3 Meters  
Operating Frequency: 7115MHz  
Channel: 233



**Plot 7-1357. Antenna 2a Radiated Upper Band Edge (Peak – UNII Band 8)**

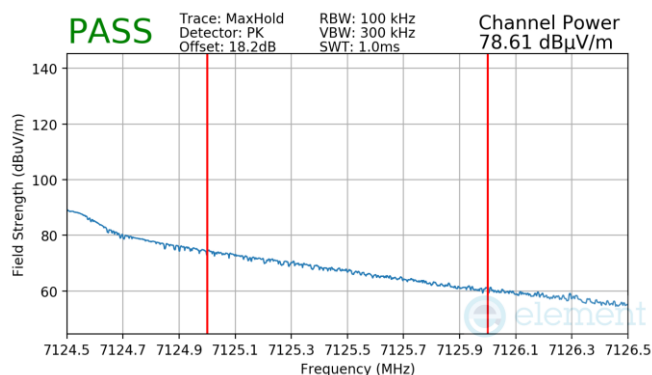


**Plot 7-1358. Antenna 2a Radiated Upper Band Edge (Average – UNII Band 8)**

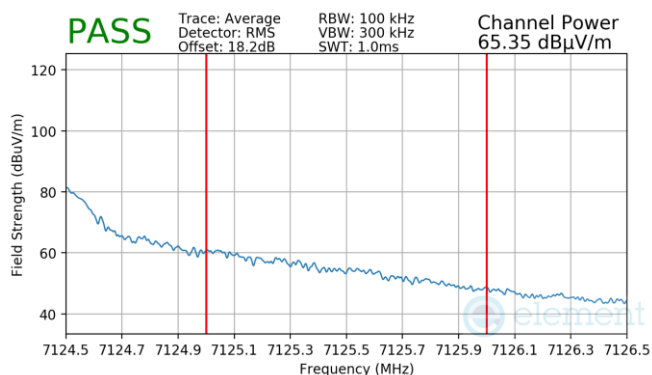
FCC ID: BCGA2926 IC: 579C-A2926	 <b>MEASUREMENT REPORT (CERTIFICATION)</b>		Approved by: Technical Manager
Test Report S/N: 1C2311270070-24-R1.BCG	Test Dates: 11/30/2023 - 04/05/2024	EUT Type: Tablet Device	Page 461 of 511

V 10.50.40 12/15/2021

Worst Case Mode: 802.11ax  
Worst Case Transfer Rate: MCS11  
Distance of Measurements: 3 Meters  
Operating Frequency: 7115MHz  
Channel: 233



**Plot 7-1359. Antenna 2a Radiated Upper Band Edge (Peak – UNII Band 8)**



**Plot 7-1360. Antenna 2a Radiated Upper Band Edge (Average – UNII Band 8)**

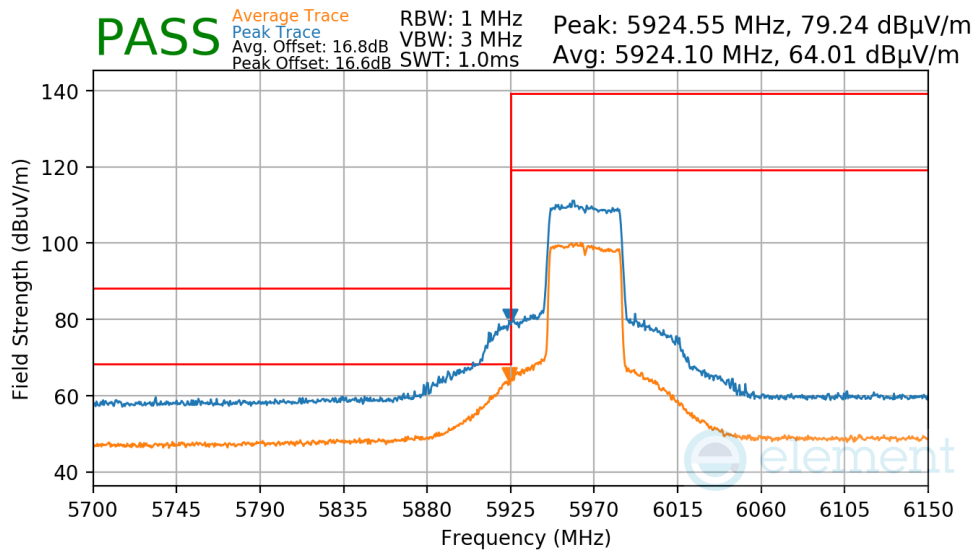
FCC ID: BCGA2926 IC: 579C-A2926	 <b>MEASUREMENT REPORT (CERTIFICATION)</b>		<b>Approved by:</b> Technical Manager
Test Report S/N: 1C2311270070-24-R1.BCG	Test Dates: 11/30/2023 - 04/05/2024	EUT Type: Tablet Device	Page 462 of 511

V 10.50.40 12/15/2021

## 7.7.15 Antenna 2a Radiated Band Edge Measurements (40MHz BW)

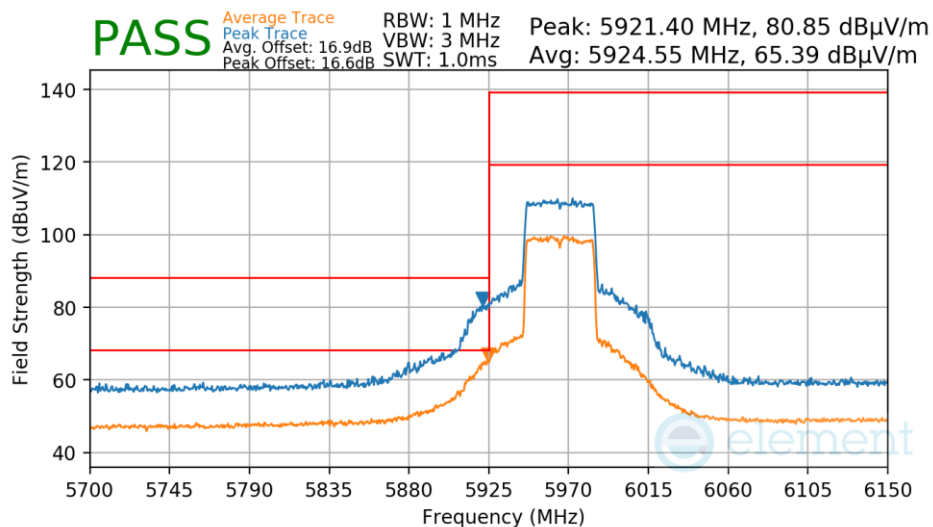
§15.407(b.1)(b.2) §15.205 §15.209; RSS-Gen [8.9]

Worst Case Mode:	802.11ax
Worst Case Transfer Rate:	MCS0
Distance of Measurements:	3 Meters
Operating Frequency:	5965MHz
Channel:	3



Plot 7-1361. Antenna 2a Radiated Lower Band Edge (Peak & Average – UNII Band 5)

Worst Case Mode:	802.11ax
Worst Case Transfer Rate:	MCS4
Distance of Measurements:	3 Meters
Operating Frequency:	5965MHz
Channel:	3

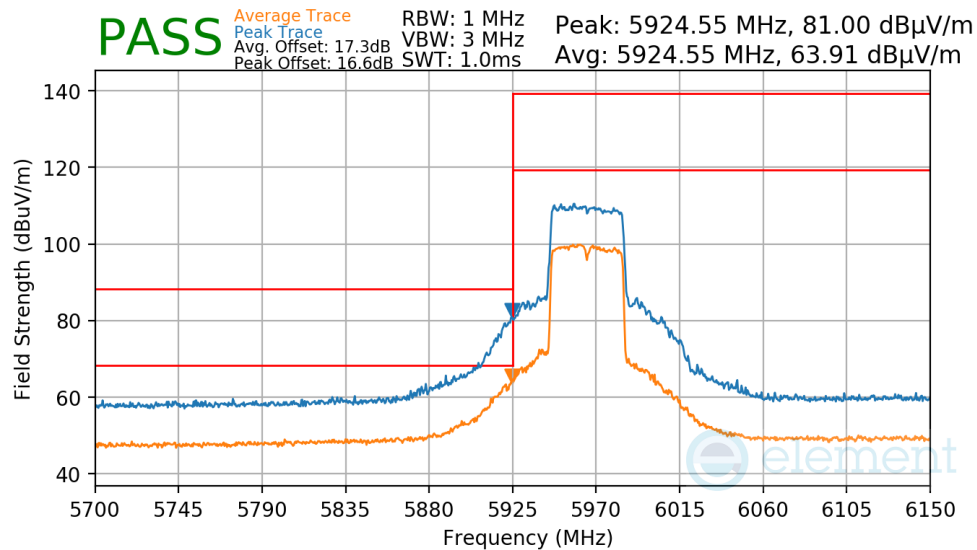


Plot 7-1362. Antenna 2a Radiated Lower Band Edge (Peak & Average – UNII Band 5)

FCC ID: BCGA2926 IC: 579C-A2926		MEASUREMENT REPORT (CERTIFICATION)	Approved by: Technical Manager
Test Report S/N: 1C2311270070-24-R1.BCG	Test Dates: 11/30/2023 - 04/05/2024	EUT Type: Tablet Device	Page 463 of 511

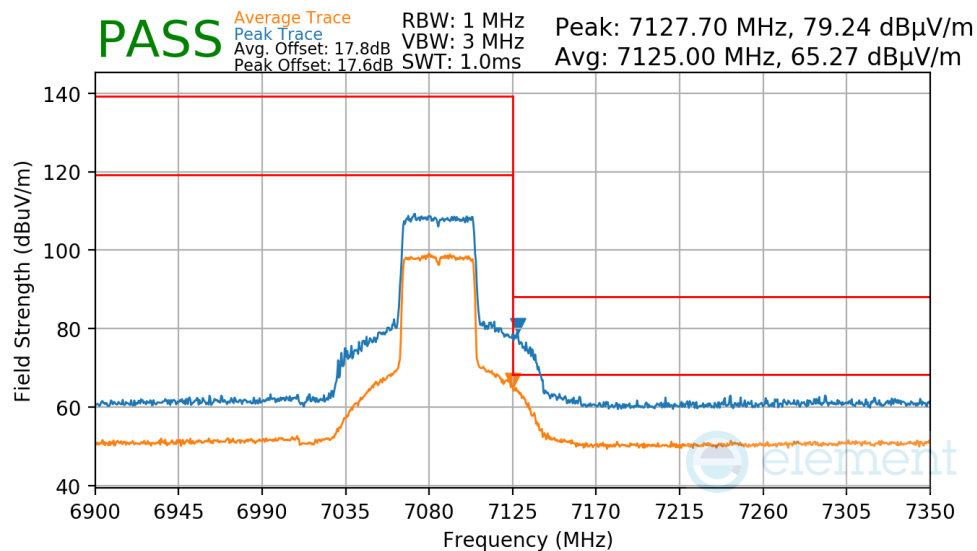
V 10.50.40 12/15/2021

Worst Case Mode: 802.11ax  
Worst Case Transfer Rate: MCS11  
Distance of Measurements: 3 Meters  
Operating Frequency: 5965MHz  
Channel: 3



**Plot 7-1363. Antenna 2a Radiated Lower Band Edge (Peak & Average – UNII Band 5)**

Worst Case Mode: 802.11ax  
Worst Case Transfer Rate: MCS0  
Distance of Measurements: 3 Meters  
Operating Frequency: 7085MHz  
Channel: 227

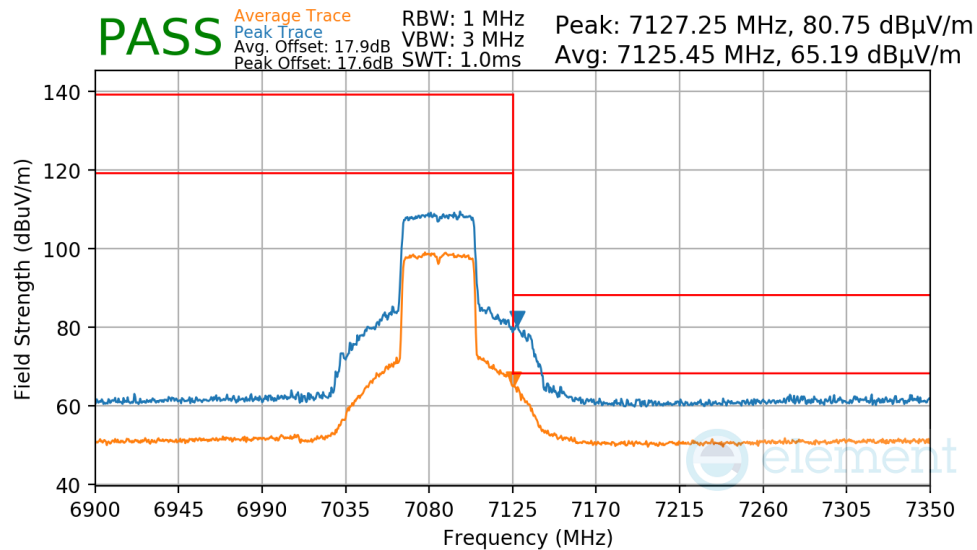


**Plot 7-1364. Antenna 2a Radiated Upper Band Edge (Peak & Average – UNII Band 8)**

FCC ID: BCGA2926 IC: 579C-A2926		MEASUREMENT REPORT (CERTIFICATION)	Approved by: Technical Manager
Test Report S/N: 1C2311270070-24-R1.BCG	Test Dates: 11/30/2023 - 04/05/2024	EUT Type: Tablet Device	Page 464 of 511

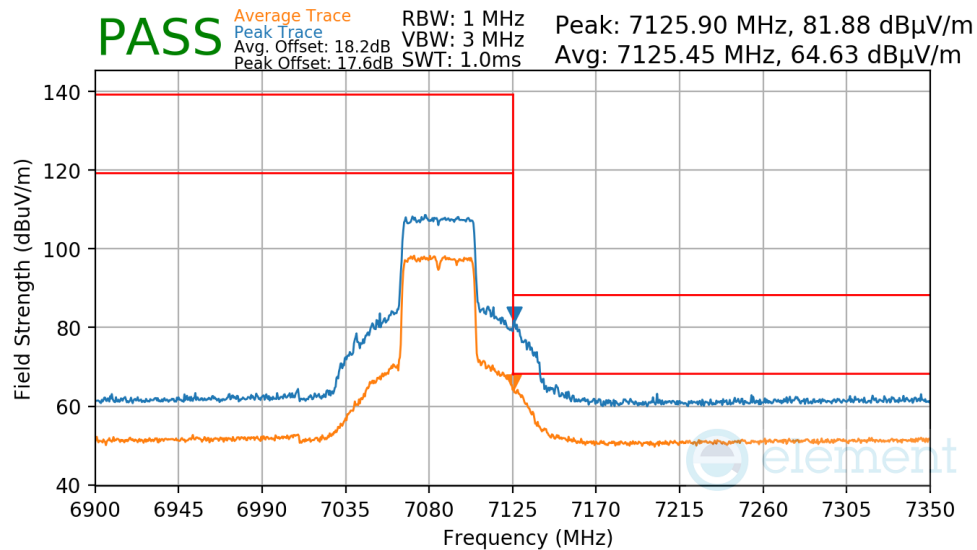
V 10.50.40 12/15/2021

Worst Case Mode: 802.11ax  
Worst Case Transfer Rate: MCS4  
Distance of Measurements: 3 Meters  
Operating Frequency: 7085MHz  
Channel: 227



**Plot 7-1365. Antenna 2a Radiated Upper Band Edge (Peak & Average – UNII Band 8)**

Worst Case Mode: 802.11ax  
Worst Case Transfer Rate: MCS11  
Distance of Measurements: 3 Meters  
Operating Frequency: 7085MHz  
Channel: 227



**Plot 7-1366. Antenna 2a Radiated Upper Band Edge (Peak & Average – UNII Band 8)**

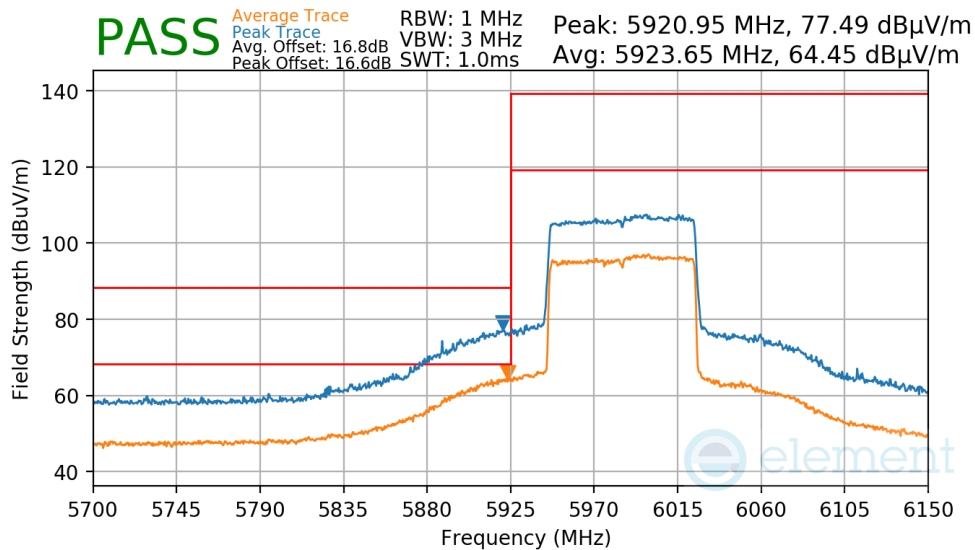
FCC ID: BCGA2926 IC: 579C-A2926		MEASUREMENT REPORT (CERTIFICATION)	Approved by: Technical Manager
Test Report S/N: 1C2311270070-24-R1.BCG	Test Dates: 11/30/2023 - 04/05/2024	EUT Type: Tablet Device	Page 465 of 511

V 10.50.40 12/15/2021

## 7.7.16 Antenna 2a Radiated Band Edge Measurements (80MHz BW)

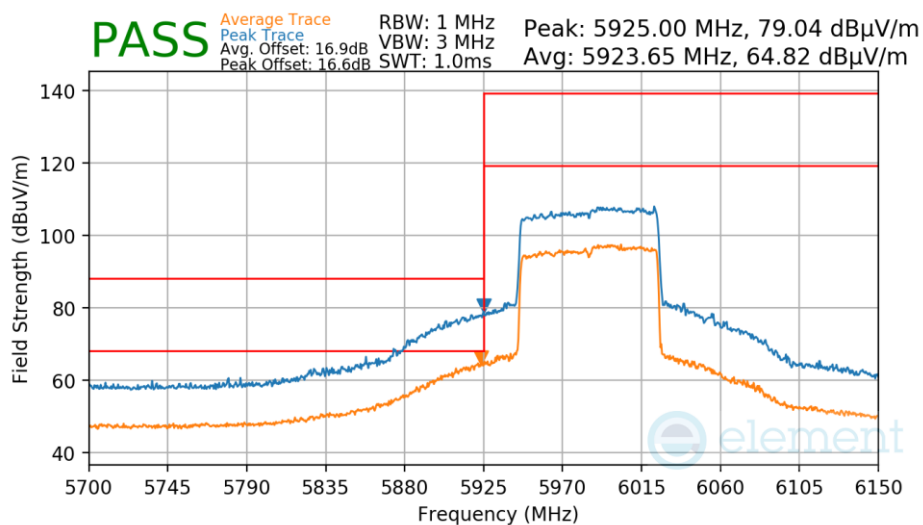
§15.407(b.1)(b.2) §15.205 §15.209; RSS-Gen [8.9]

Worst Case Mode:	802.11ax
Worst Case Transfer Rate:	MCS0
Distance of Measurements:	3 Meters
Operating Frequency:	5985MHz
Channel:	7



Plot 7-1367. Antenna 2a Radiated Lower Band Edge (Peak & Average – UNII Band 5)

Worst Case Mode:	802.11ax
Worst Case Transfer Rate:	MCS4
Distance of Measurements:	3 Meters
Operating Frequency:	5985MHz
Channel:	7



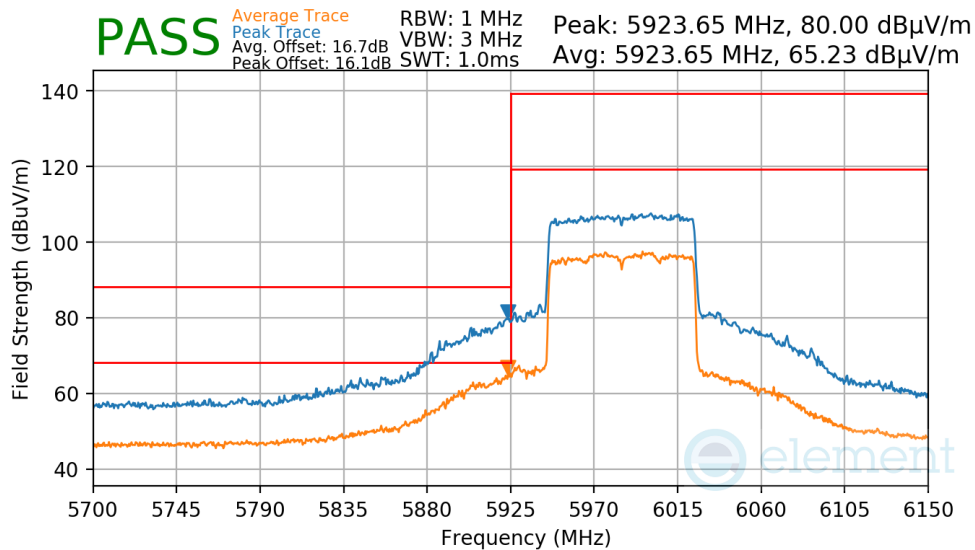
Plot 7-1368. Antenna 2a Radiated Lower Band Edge (Peak & Average – UNII Band 5)

FCC ID: BCGA2926 IC: 579C-A2926		MEASUREMENT REPORT (CERTIFICATION)	Approved by: Technical Manager
Test Report S/N: 1C2311270070-24-R1.BCG	Test Dates: 11/30/2023 - 04/05/2024	EUT Type: Tablet Device	Page 466 of 511

V 10.50.40 12/15/2021

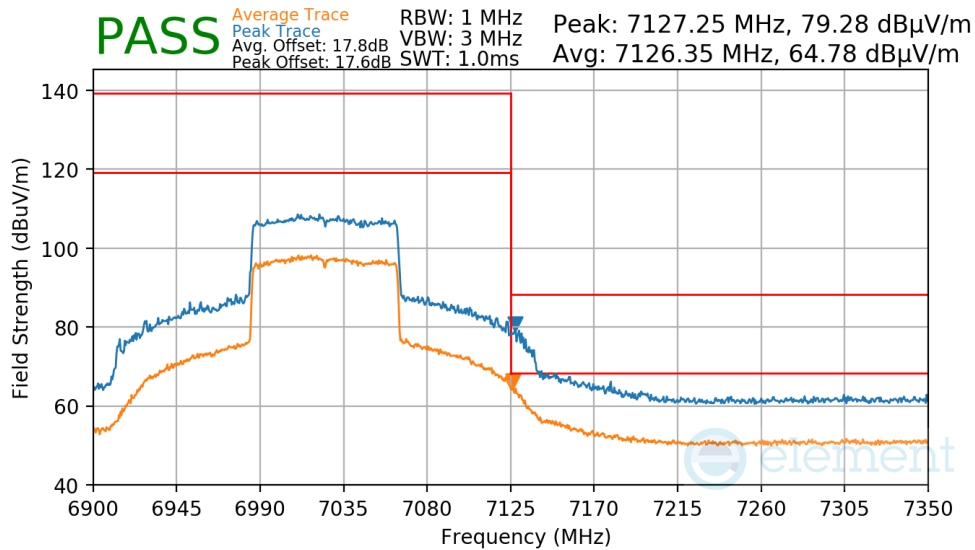


Worst Case Mode: 802.11ax  
Worst Case Transfer Rate: MCS11  
Distance of Measurements: 3 Meters  
Operating Frequency: 5985MHz  
Channel: 7



**Plot 7-1369. Antenna 2a Radiated Lower Band Edge (Peak & Average – UNII Band 5)**

Worst Case Mode: 802.11ax  
Worst Case Transfer Rate: MCS0  
Distance of Measurements: 3 Meters  
Operating Frequency: 7025MHz  
Channel: 215

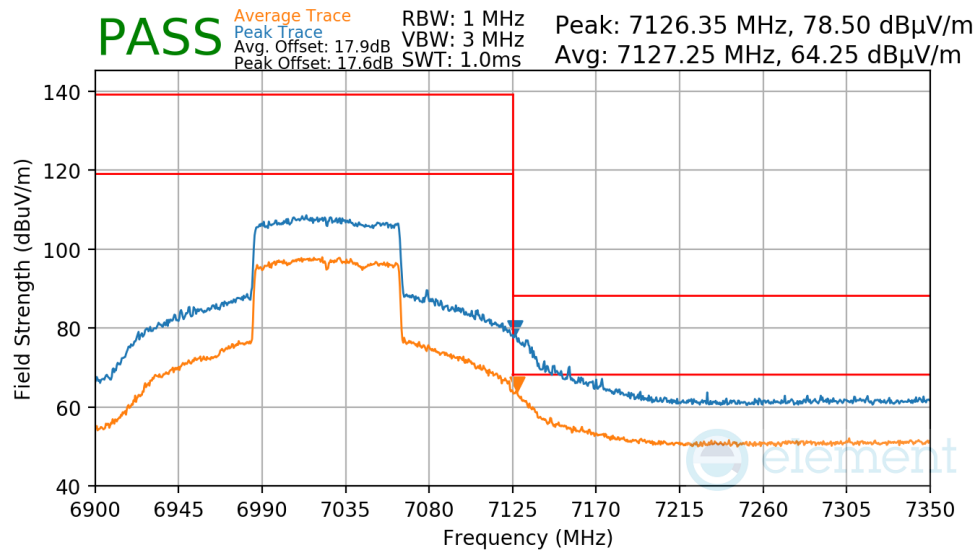


**Plot 7-1370. Antenna 2a Radiated Upper Band Edge (Peak & Average – UNII Band 8)**

FCC ID: BCGA2926 IC: 579C-A2926		MEASUREMENT REPORT (CERTIFICATION)	Approved by: Technical Manager
Test Report S/N: 1C2311270070-24-R1.BCG	Test Dates: 11/30/2023 - 04/05/2024	EUT Type: Tablet Device	Page 467 of 511

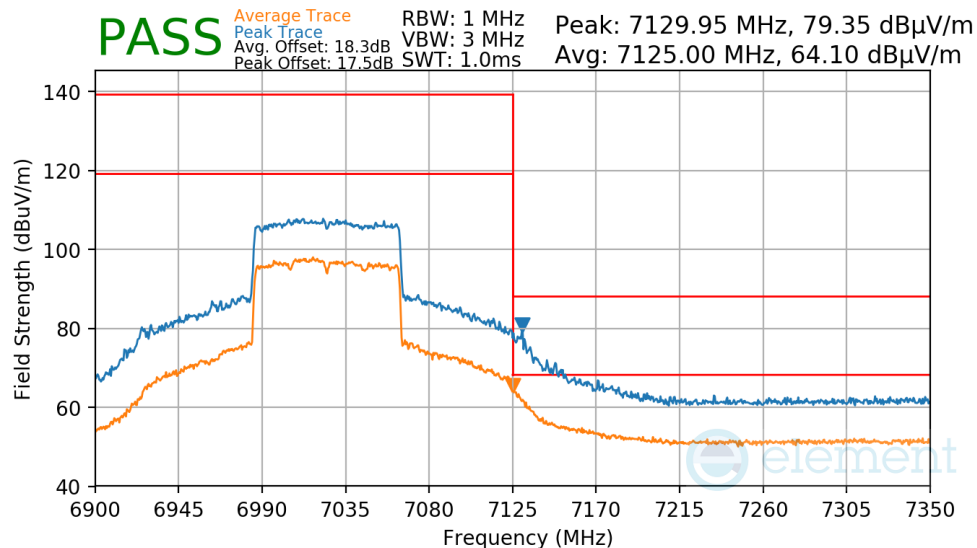
V 10.50.40 12/15/2021

Worst Case Mode: 802.11ax  
Worst Case Transfer Rate: MCS4  
Distance of Measurements: 3 Meters  
Operating Frequency: 7025MHz  
Channel: 215



**Plot 7-1371. Antenna 2a Radiated Upper Band Edge (Peak & Average – UNII Band 8)**

Worst Case Mode: 802.11ax  
Worst Case Transfer Rate: MCS11  
Distance of Measurements: 3 Meters  
Operating Frequency: 7025MHz  
Channel: 215



**Plot 7-1372. Antenna 2a Radiated Upper Band Edge (Peak & Average – UNII Band 8)**

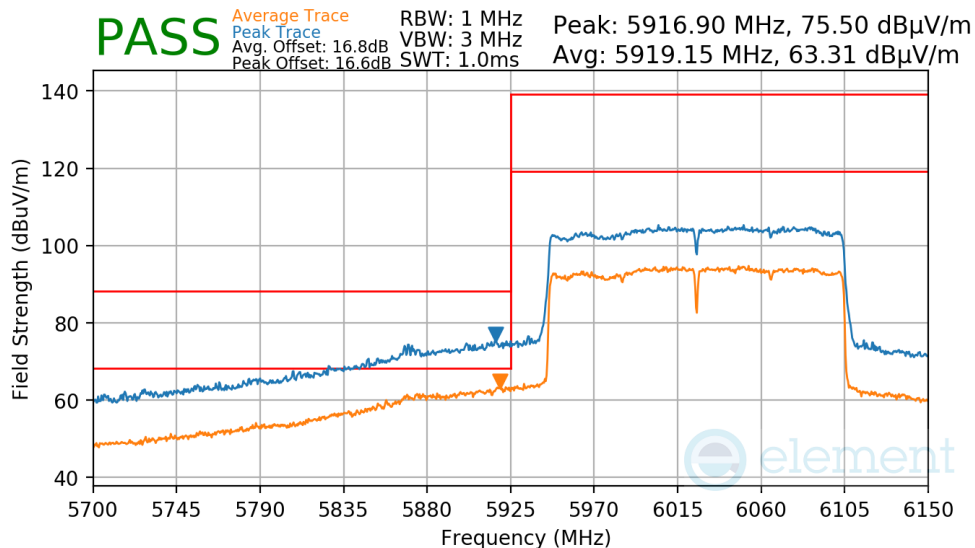
FCC ID: BCGA2926 IC: 579C-A2926		MEASUREMENT REPORT (CERTIFICATION)	Approved by: Technical Manager
Test Report S/N: 1C2311270070-24-R1.BCG	Test Dates: 11/30/2023 - 04/05/2024	EUT Type: Tablet Device	Page 468 of 511

V 10.50.40 12/15/2021

## 7.7.17 Antenna 2a Radiated Band Edge Measurements (160MHz BW)

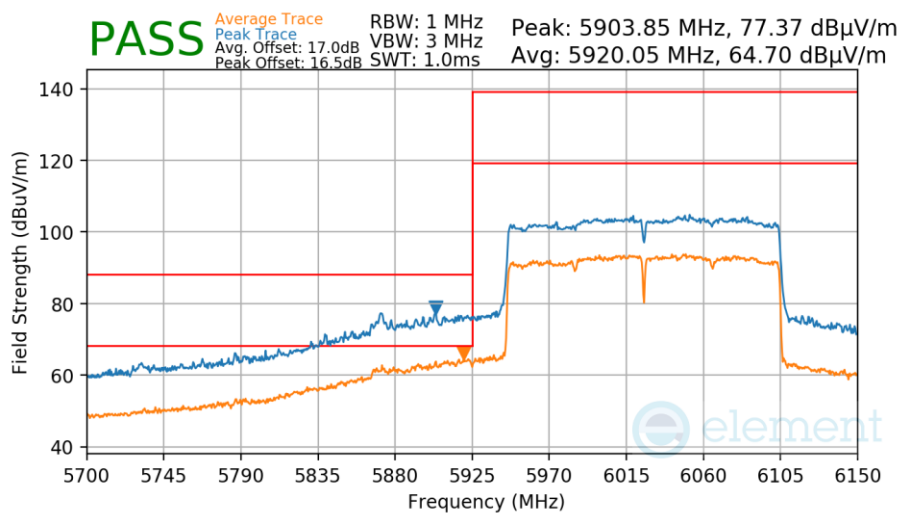
§15.407(b.1)(b.2) §15.205 §15.209; RSS-Gen [8.9]

Worst Case Mode:	802.11ax
Worst Case Transfer Rate:	MCS0
Distance of Measurements:	3 Meters
Operating Frequency:	6025MHz
Channel:	15



**Plot 7-1373. Antenna 2a Radiated Lower Band Edge (Peak & Average – UNII Band 5)**

Worst Case Mode:	802.11ax
Worst Case Transfer Rate:	MCS4
Distance of Measurements:	3 Meters
Operating Frequency:	6025MHz
Channel:	15

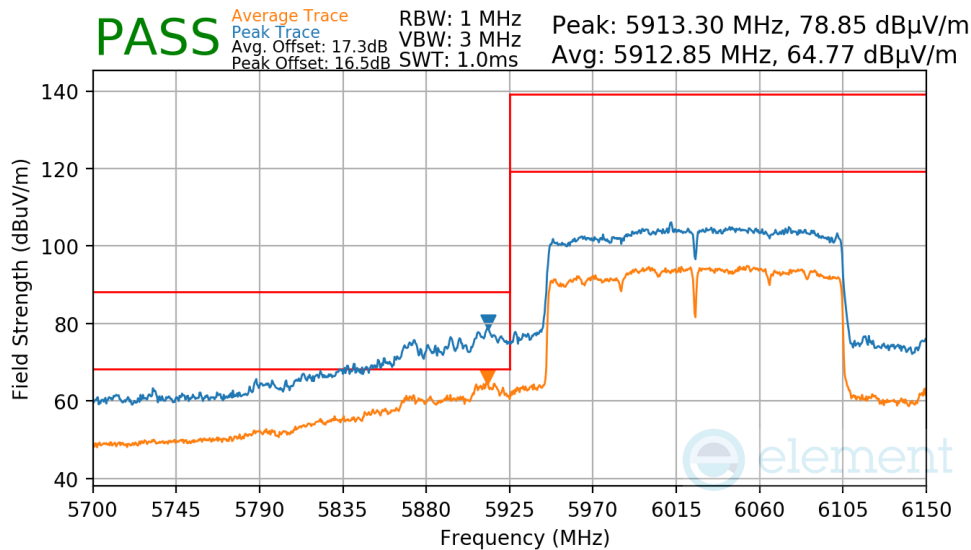


**Plot 7-1374. Antenna 2a Radiated Lower Band Edge (Peak & Average – UNII Band 5)**

FCC ID: BCGA2926 IC: 579C-A2926		MEASUREMENT REPORT (CERTIFICATION)	Approved by: Technical Manager
Test Report S/N: 1C2311270070-24-R1.BCG	Test Dates: 11/30/2023 - 04/05/2024	EUT Type: Tablet Device	Page 469 of 511

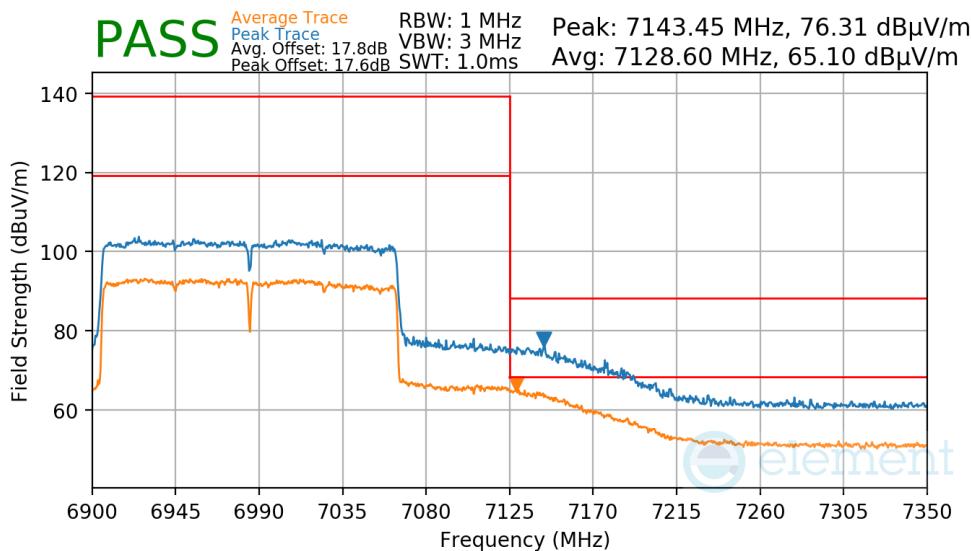
V 10.50.40 12/15/2021

Worst Case Mode: 802.11ax  
 Worst Case Transfer Rate: MCS11  
 Distance of Measurements: 3 Meters  
 Operating Frequency: 6025MHz  
 Channel: 15



**Plot 7-1375. Antenna 2a Radiated Lower Band Edge (Peak & Average – UNII Band 5)**

Worst Case Mode: 802.11ax  
 Worst Case Transfer Rate: MCS0  
 Distance of Measurements: 3 Meters  
 Operating Frequency: 6985MHz  
 Channel: 207

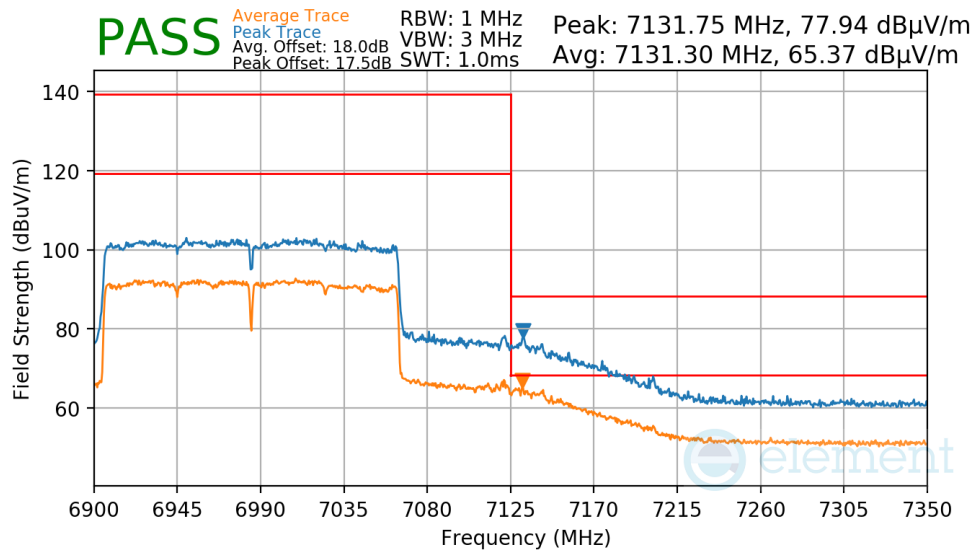


**Plot 7-1376. Antenna 2a Radiated Upper Band Edge (Peak & Average – UNII Band 8)**

FCC ID: BCGA2926 IC: 579C-A2926		MEASUREMENT REPORT (CERTIFICATION)	Approved by: Technical Manager
Test Report S/N: 1C2311270070-24-R1.BCG	Test Dates: 11/30/2023 - 04/05/2024	EUT Type: Tablet Device	Page 470 of 511

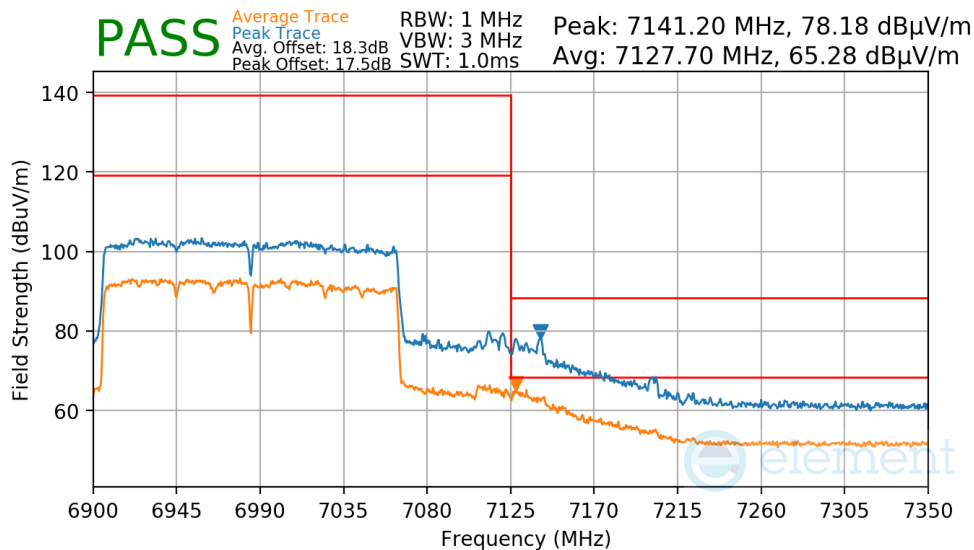
V 10.50.40 12/15/2021

Worst Case Mode: 802.11ax  
 Worst Case Transfer Rate: MCS4  
 Distance of Measurements: 3 Meters  
 Operating Frequency: 6985MHz  
 Channel: 207



**Plot 7-1377. Antenna 2a Radiated Upper Band Edge (Peak & Average – UNII Band 8)**

Worst Case Mode: 802.11ax  
 Worst Case Transfer Rate: MCS11  
 Distance of Measurements: 3 Meters  
 Operating Frequency: 6985MHz  
 Channel: 207



**Plot 7-1378. Antenna 2a Radiated Upper Band Edge (Peak & Average – UNII Band 8)**

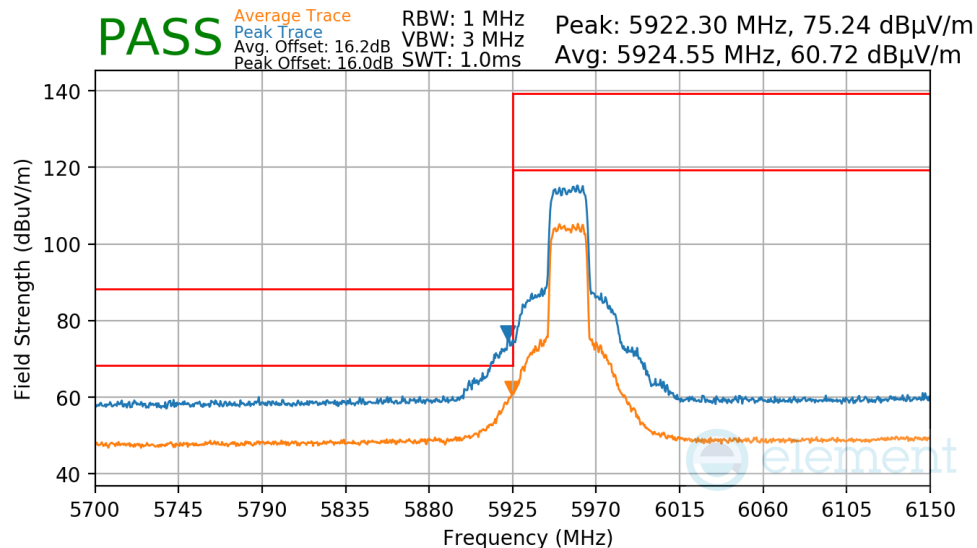
FCC ID: BCGA2926 IC: 579C-A2926		MEASUREMENT REPORT (CERTIFICATION)	Approved by: Technical Manager
Test Report S/N: 1C2311270070-24-R1.BCG	Test Dates: 11/30/2023 - 04/05/2024	EUT Type: Tablet Device	Page 471 of 511

V 10.50.40 12/15/2021

## 7.7.18 SDM Primary Radiated Band Edge Measurements (20MHz BW)

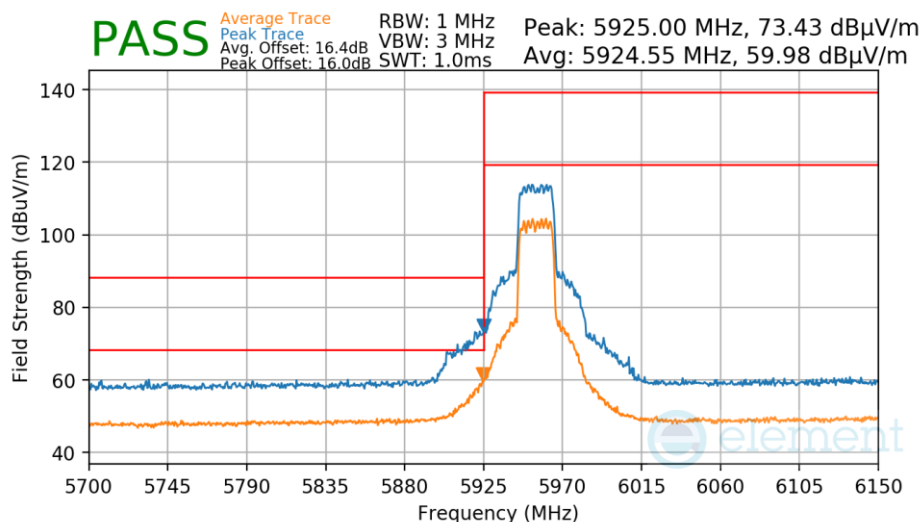
§15.407(b.1)(b.2) §15.205 §15.209; RSS-Gen [8.9]; RSS-Gen [8.9]

Worst Case Mode:	802.11ax
Worst Case Transfer Rate:	MCS0
Distance of Measurements:	3 Meters
Operating Frequency:	5955MHz
Channel:	1



**Plot 7-1379. SDM Primary Radiated Lower Band Edge (Peak/Average – UNII Band 5)**

Worst Case Mode:	802.11ax
Worst Case Transfer Rate:	MCS4
Distance of Measurements:	3 Meters
Operating Frequency:	5955MHz
Channel:	1

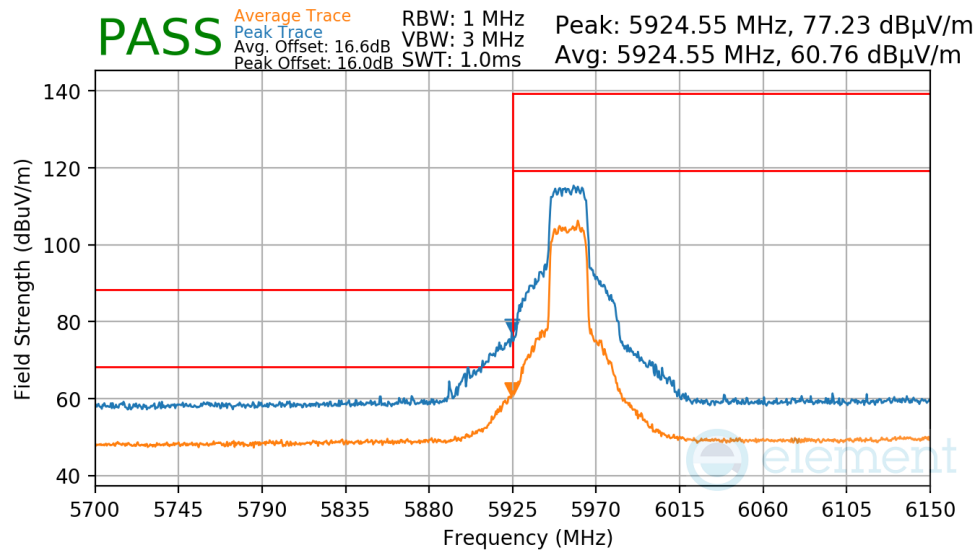


**Plot 7-1380. SDM Primary Radiated Lower Band Edge (Peak/Average – UNII Band 5)**

FCC ID: BCGA2926 IC: 579C-A2926		MEASUREMENT REPORT (CERTIFICATION)	Approved by: Technical Manager
Test Report S/N: 1C2311270070-24-R1.BCG	Test Dates: 11/30/2023 - 04/05/2024	EUT Type: Tablet Device	Page 472 of 511

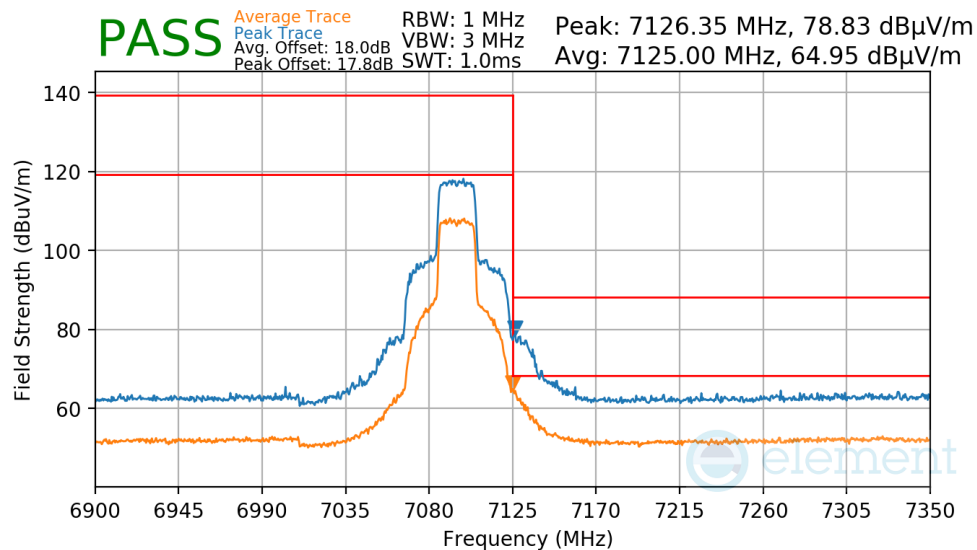
V 10.50.40 12/15/2021

Worst Case Mode: 802.11ax  
Worst Case Transfer Rate: MCS11  
Distance of Measurements: 3 Meters  
Operating Frequency: 5955MHz  
Channel: 1



**Plot 7-1381. SDM Primary Radiated Lower Band Edge (Peak/Average – UNII Band 5)**

Worst Case Mode: 802.11ax  
Worst Case Transfer Rate: MCS0  
Distance of Measurements: 3 Meters  
Operating Frequency: 7095MHz  
Channel: 229

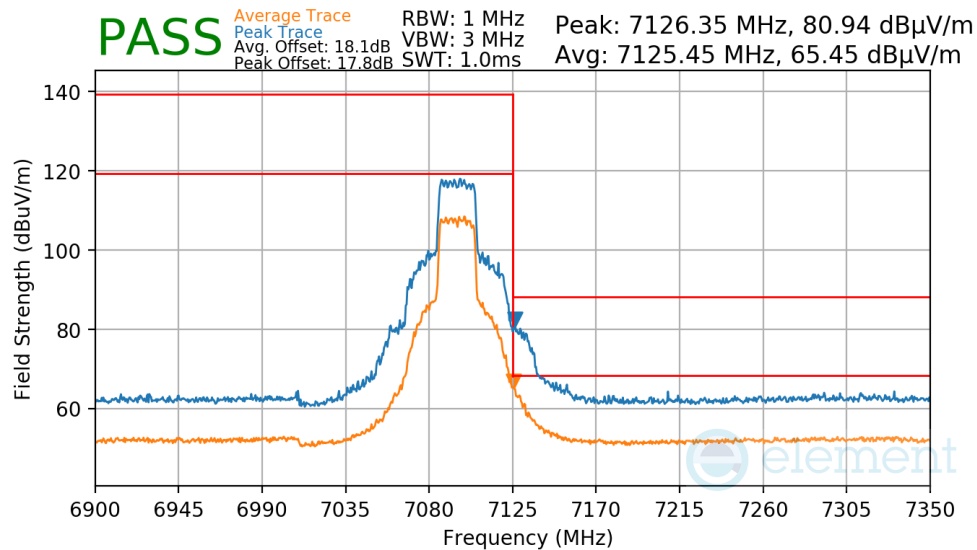


**Plot 7-1382. SDM Primary Radiated Upper Band Edge (Peak/Average – UNII Band 8)**

FCC ID: BCGA2926 IC: 579C-A2926	 <b>MEASUREMENT REPORT (CERTIFICATION)</b>		Approved by: Technical Manager
Test Report S/N: 1C2311270070-24-R1.BCG	Test Dates: 11/30/2023 - 04/05/2024	EUT Type: Tablet Device	Page 473 of 511

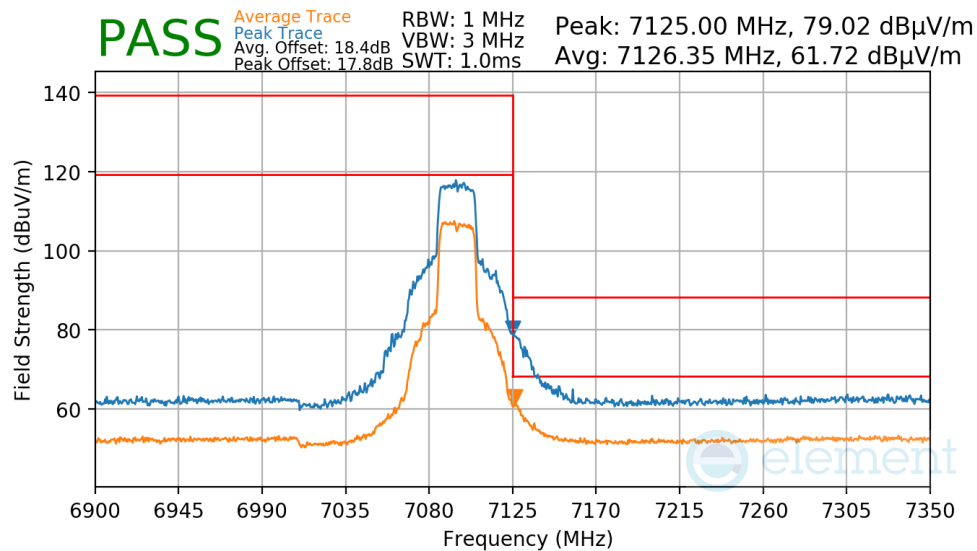
V 10.50.40 12/15/2021

Worst Case Mode: 802.11ax  
Worst Case Transfer Rate: MCS4  
Distance of Measurements: 3 Meters  
Operating Frequency: 7095MHz  
Channel: 229



**Plot 7-1383. SDM Primary Radiated Upper Band Edge (Peak/Average – UNII Band 8)**

Worst Case Mode: 802.11ax  
Worst Case Transfer Rate: MCS11  
Distance of Measurements: 3 Meters  
Operating Frequency: 7095MHz  
Channel: 229



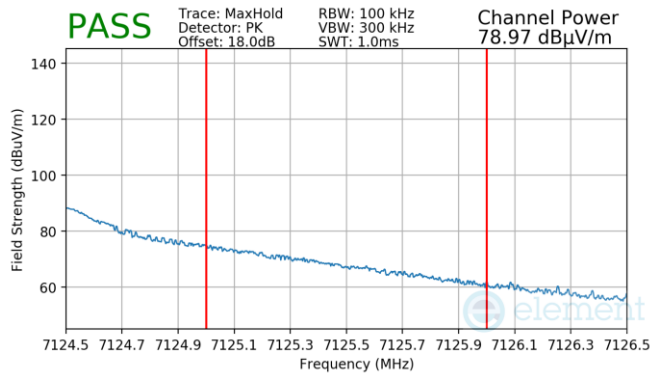
**Plot 7-1384. SDM Primary Radiated Upper Band Edge (Peak/Average – UNII Band 8)**

FCC ID: BCGA2926 IC: 579C-A2926		MEASUREMENT REPORT (CERTIFICATION)	Approved by: Technical Manager
Test Report S/N: 1C2311270070-24-R1.BCG	Test Dates: 11/30/2023 - 04/05/2024	EUT Type: Tablet Device	Page 474 of 511

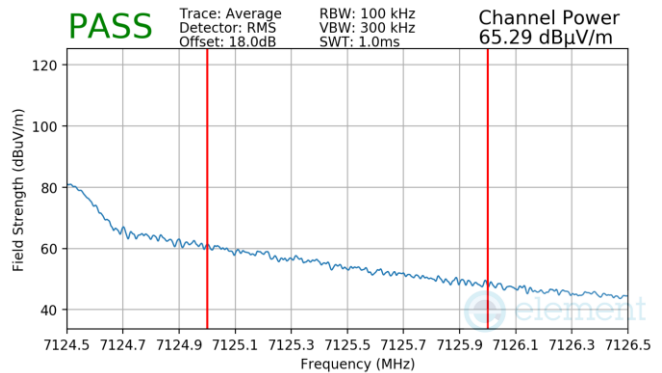
V 10.50.40 12/15/2021



Worst Case Mode: 802.11ax  
Worst Case Transfer Rate: MCS0  
Distance of Measurements: 3 Meters  
Operating Frequency: 7115MHz  
Channel: 233

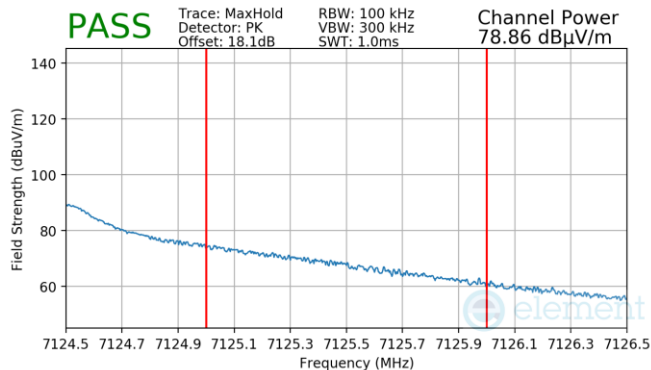


**Plot 7-1385. SDM Primary Radiated Upper Band Edge (Peak – UNII Band 8)**

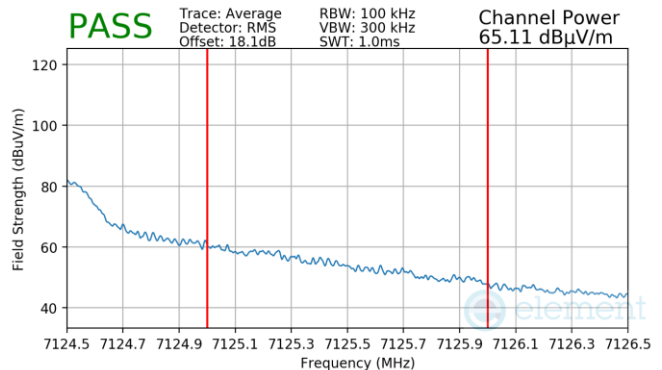


**Plot 7-1386. SDM Primary Radiated Upper Band Edge (Average – UNII Band 8)**

Worst Case Mode: 802.11ax  
Worst Case Transfer Rate: MCS4  
Distance of Measurements: 3 Meters  
Operating Frequency: 7115MHz  
Channel: 233



**Plot 7-1387. SDM Primary Radiated Upper Band Edge (Peak – UNII Band 8)**

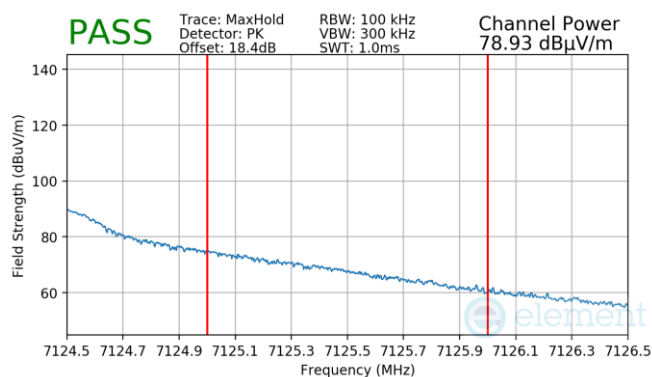


**Plot 7-1388. SDM Primary Radiated Upper Band Edge (Average – UNII Band 8)**

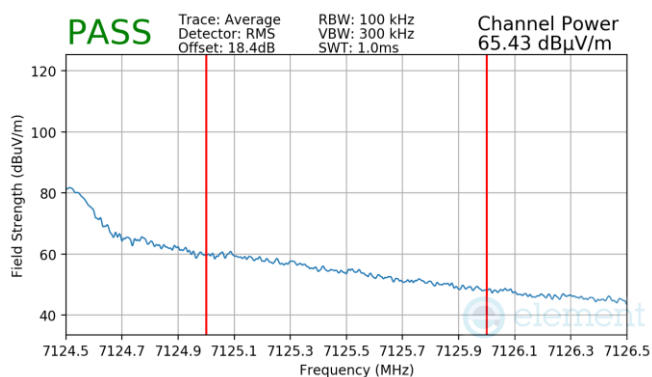
FCC ID: BCGA2926 IC: 579C-A2926	 <b>MEASUREMENT REPORT (CERTIFICATION)</b>		<b>Approved by:</b> Technical Manager
<b>Test Report S/N:</b> 1C2311270070-24-R1.BCG	<b>Test Dates:</b> 11/30/2023 - 04/05/2024	<b>EUT Type:</b> Tablet Device	Page 475 of 511

V 10.50.40 12/15/2021

Worst Case Mode: 802.11ax  
Worst Case Transfer Rate: MCS11  
Distance of Measurements: 3 Meters  
Operating Frequency: 7115MHz  
Channel: 233



**Plot 7-1389. SDM Primary Radiated Upper Band Edge (Peak – UNII Band 8)**



**Plot 7-1390. SDM Primary Radiated Upper Band Edge (Average – UNII Band 8)**

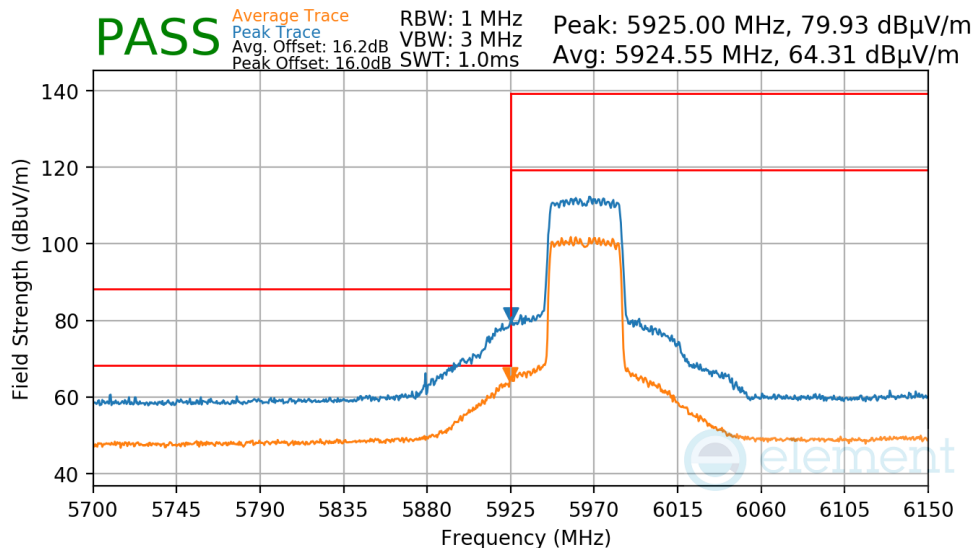
FCC ID: BCGA2926 IC: 579C-A2926	 <b>MEASUREMENT REPORT (CERTIFICATION)</b>		<b>Approved by:</b> Technical Manager
Test Report S/N: 1C2311270070-24-R1.BCG	Test Dates: 11/30/2023 - 04/05/2024	EUT Type: Tablet Device	Page 476 of 511

V 10.50.40 12/15/2021

## 7.7.19 SDM Primary Radiated Band Edge Measurements (40MHz BW)

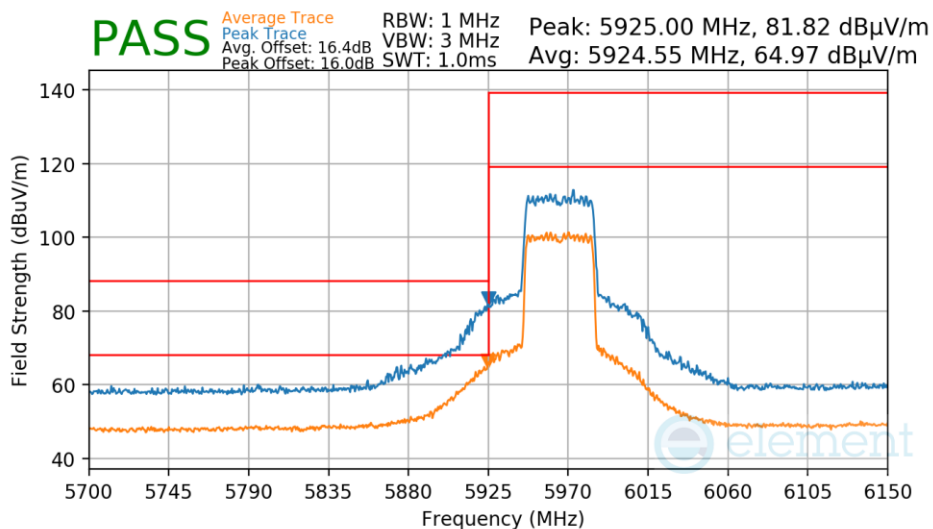
§15.407(b.1)(b.2) §15.205 §15.209; RSS-Gen [8.9]

Worst Case Mode:	802.11ax
Worst Case Transfer Rate:	MCS0
Distance of Measurements:	3 Meters
Operating Frequency:	5965MHz
Channel:	3



**Plot 7-1391. SDM Primary Radiated Lower Band Edge (Peak & Average – UNII Band 5)**

Worst Case Mode:	802.11ax
Worst Case Transfer Rate:	MCS4
Distance of Measurements:	3 Meters
Operating Frequency:	5965MHz
Channel:	3



**Plot 7-1392. SDM Primary Radiated Lower Band Edge (Peak & Average – UNII Band 5)**

FCC ID: BCGA2926 IC: 579C-A2926	 <b>MEASUREMENT REPORT (CERTIFICATION)</b>		Approved by: Technical Manager
Test Report S/N: 1C2311270070-24-R1.BCG	Test Dates: 11/30/2023 - 04/05/2024	EUT Type: Tablet Device	Page 477 of 511

V 10.50.40 12/15/2021