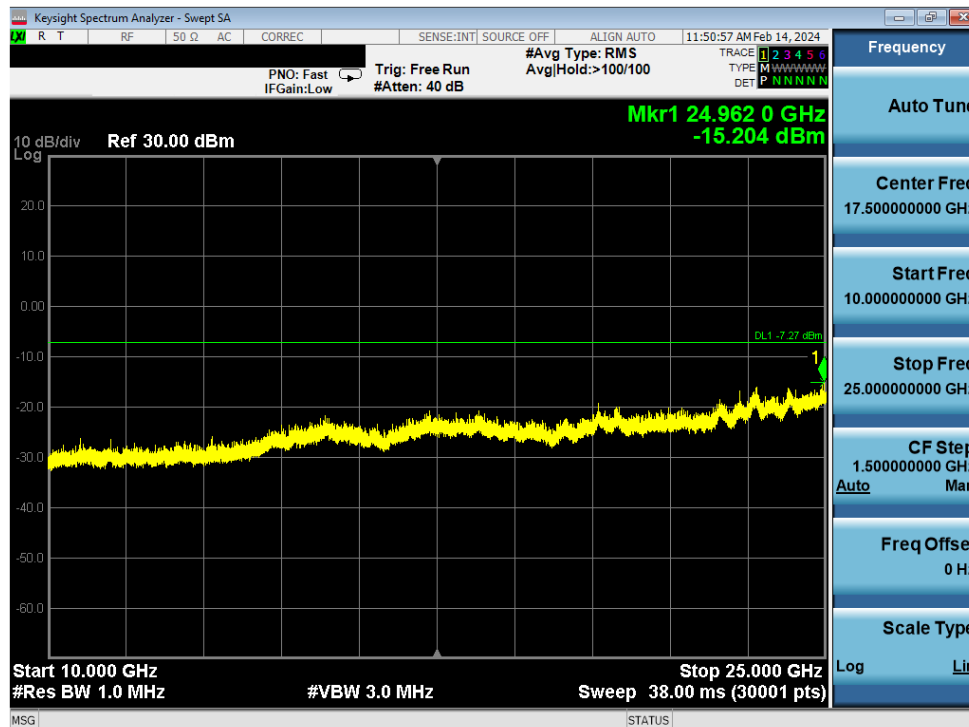
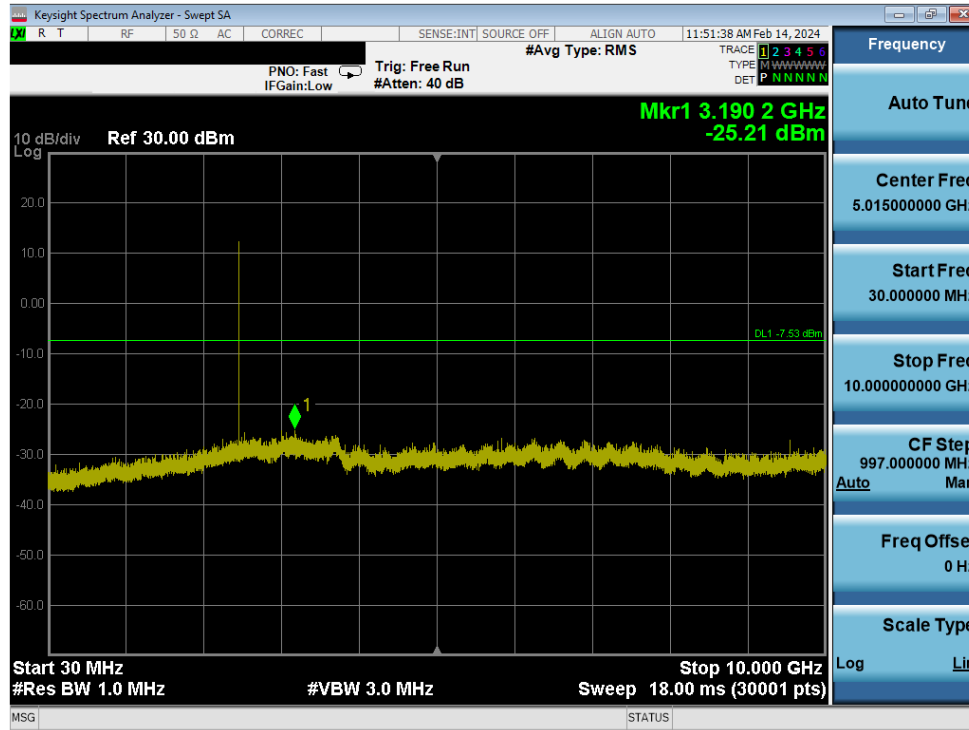


Plot 7-93. Conducted Spurious Plot Antenna WF8 (Bluetooth (HDR4), 4 Mbps, ePA – Ch. 38)

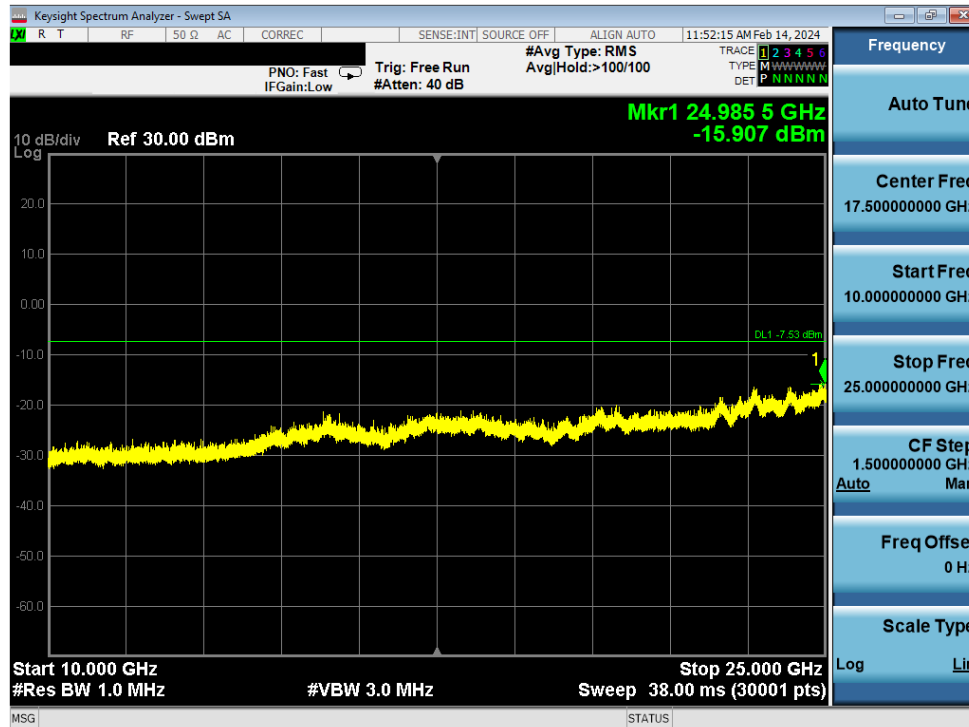


Plot 7-94. Conducted Spurious Plot Antenna WF8 (Bluetooth (HDR4), 4 Mbps, ePA – Ch. 38)

FCC ID: BCGA2925 IC: 579C-A2925		MEASUREMENT REPORT (CERTIFICATION)	Approved by: Technical Manager
Test Report S/N: 1C2311270069-05.BCG	Test Dates: 11/29/23 - 2/14/2024	EUT Type: Tablet Device	Page 77 of 125



Plot 7-95. Conducted Spurious Plot Antenna WF8 (Bluetooth (HDR4), 4 Mbps, ePA – Ch. 73)



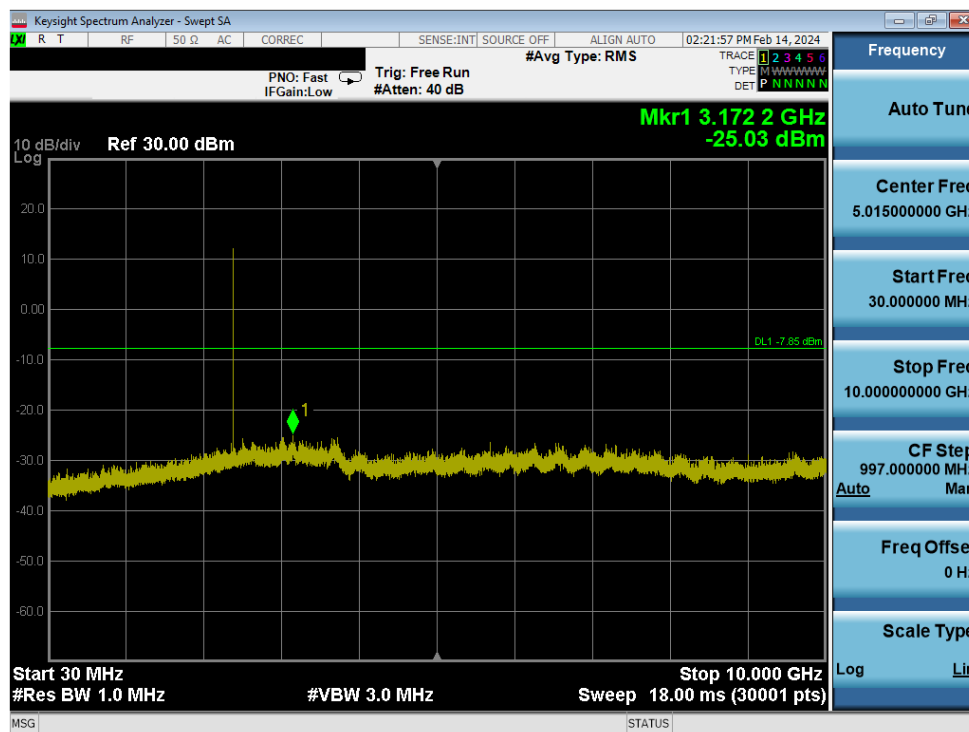
Plot 7-96. Conducted Spurious Plot Antenna WF8 (Bluetooth (HDR4), 4 Mbps, ePA – Ch. 73)

FCC ID: BCGA2925 IC: 579C-A2925		MEASUREMENT REPORT (CERTIFICATION)	Approved by: Technical Manager
Test Report S/N: 1C2311270069-05.BCG	Test Dates: 11/29/23 - 2/14/2024	EUT Type: Tablet Device	Page 78 of 125

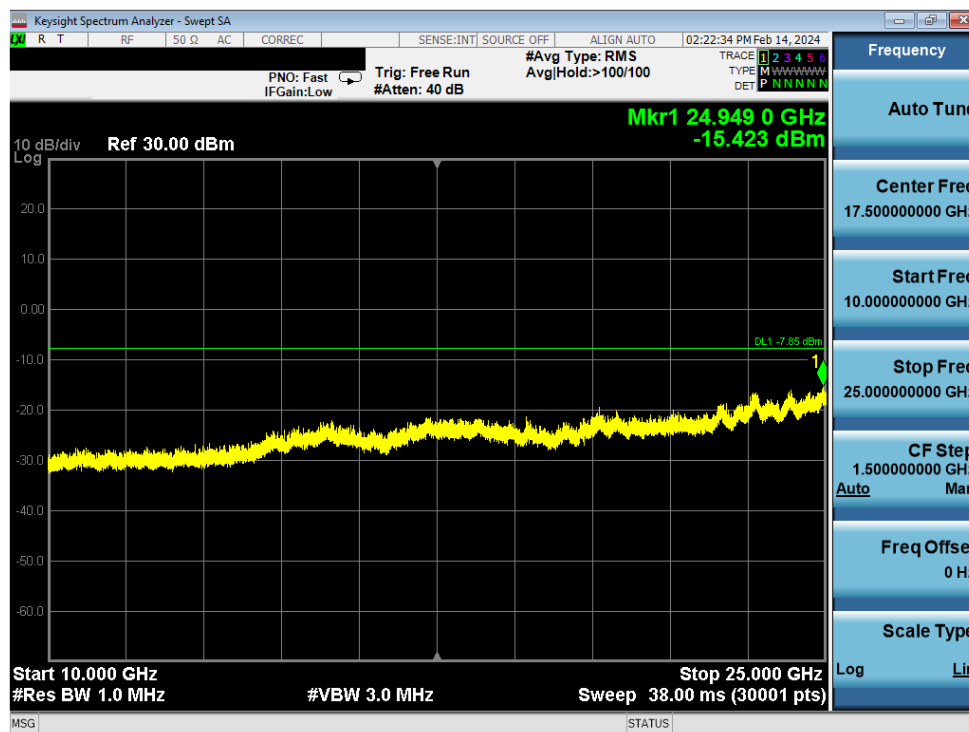
V 10.6 09/14/2023

Unless otherwise specified, no part of this report may be reproduced or utilized in any part, form or by any means, electronic or mechanical, including photocopying and microfilm, without permission in writing from Element Materials Technology. If you have any questions about this or have an enquiry about obtaining additional rights to this report or assembly of contents thereof, please contact [ct.info@element.com](mailto:ct.info@element.com).

## Antenna WF7



Plot 7-97. Conducted Spurious Plot Antenna WF7 (Bluetooth (HDR4), 4 Mbps, ePA – Ch. 1)

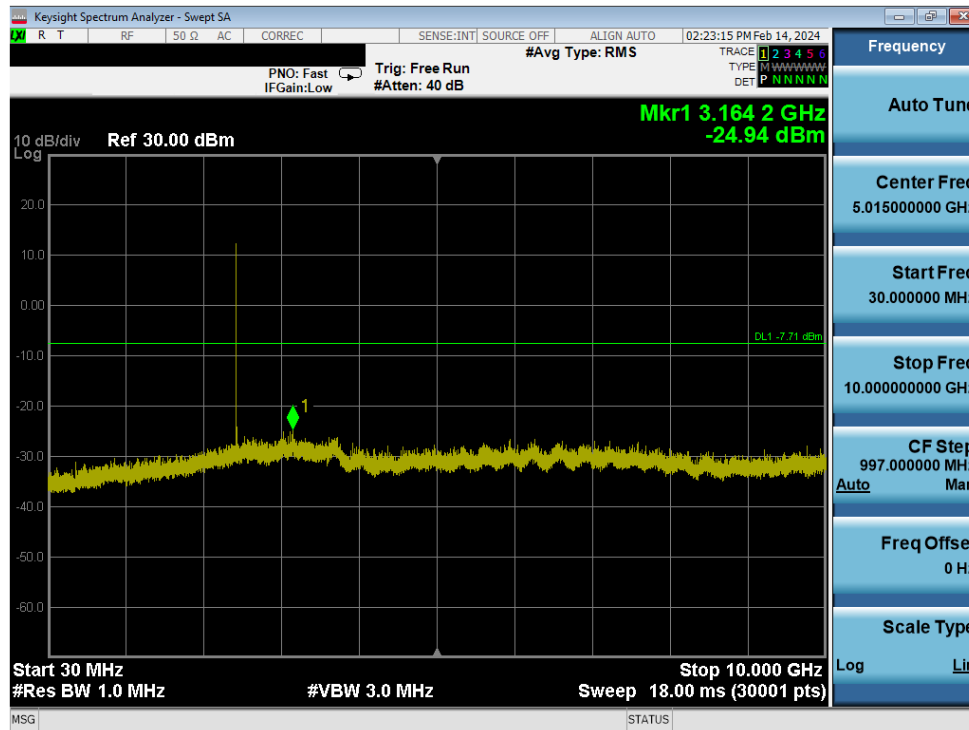


Plot 7-98. Conducted Spurious Plot Antenna WF7 (Bluetooth (HDR4), 4 Mbps, ePA – Ch. 1)

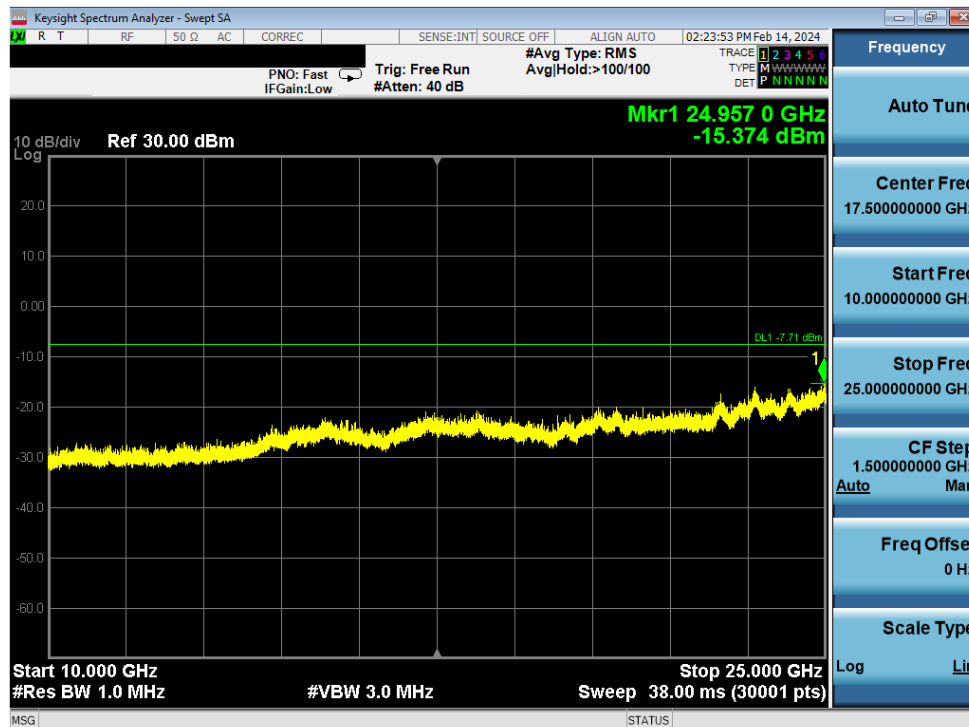
FCC ID: BCGA2925 IC: 579C-A2925		MEASUREMENT REPORT (CERTIFICATION)	Approved by: Technical Manager
Test Report S/N: 1C2311270069-05.BCG	Test Dates: 11/29/23 - 2/14/2024	EUT Type: Tablet Device	Page 79 of 125

V 10.6 09/14/2023

Unless otherwise specified, no part of this report may be reproduced or utilized in any part, form or by any means, electronic or mechanical, including photocopying and microfilm, without permission in writing from Element Materials Technology. If you have any questions about this or have an enquiry about obtaining additional rights to this report or assembly of contents thereof, please contact [ct.info@element.com](mailto:ct.info@element.com).



Plot 7-99. Conducted Spurious Plot Antenna WF7 (Bluetooth (HDR4), 4 Mbps, ePA – Ch. 38)

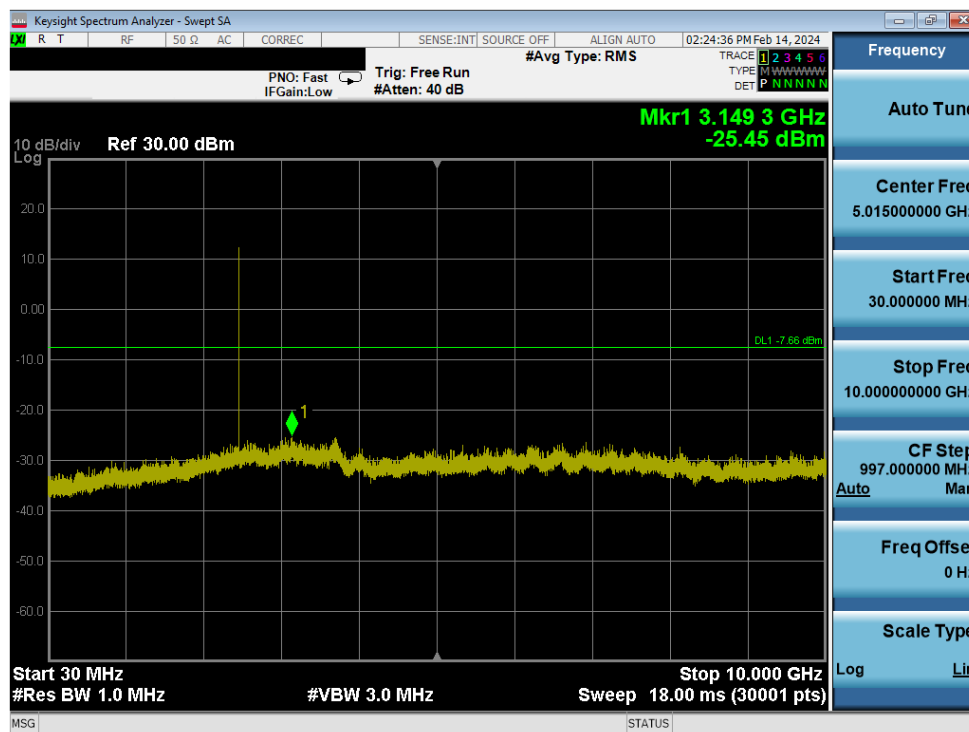


Plot 7-100. Conducted Spurious Plot Antenna WF7 (Bluetooth (HDR4), 4 Mbps, ePA – Ch. 38)

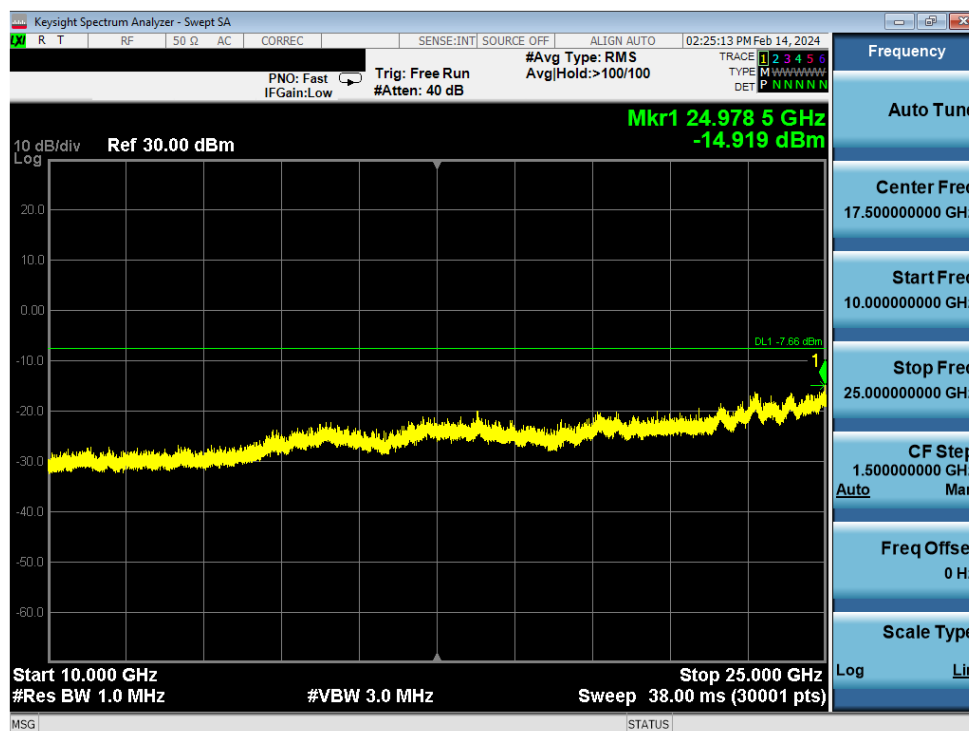
FCC ID: BCGA2925 IC: 579C-A2925		MEASUREMENT REPORT (CERTIFICATION)	Approved by: Technical Manager
Test Report S/N: 1C2311270069-05.BCG	Test Dates: 11/29/23 - 2/14/2024	EUT Type: Tablet Device	Page 80 of 125

V 10.6 09/14/2023

Unless otherwise specified, no part of this report may be reproduced or utilized in any part, form or by any means, electronic or mechanical, including photocopying and microfilm, without permission in writing from Element Materials Technology. If you have any questions about this or have an enquiry about obtaining additional rights to this report or assembly of contents thereof, please contact [ct.info@element.com](mailto:ct.info@element.com).



Plot 7-101. Conducted Spurious Plot Antenna WF7 (Bluetooth (HDR4), 4 Mbps, ePA – Ch. 73)



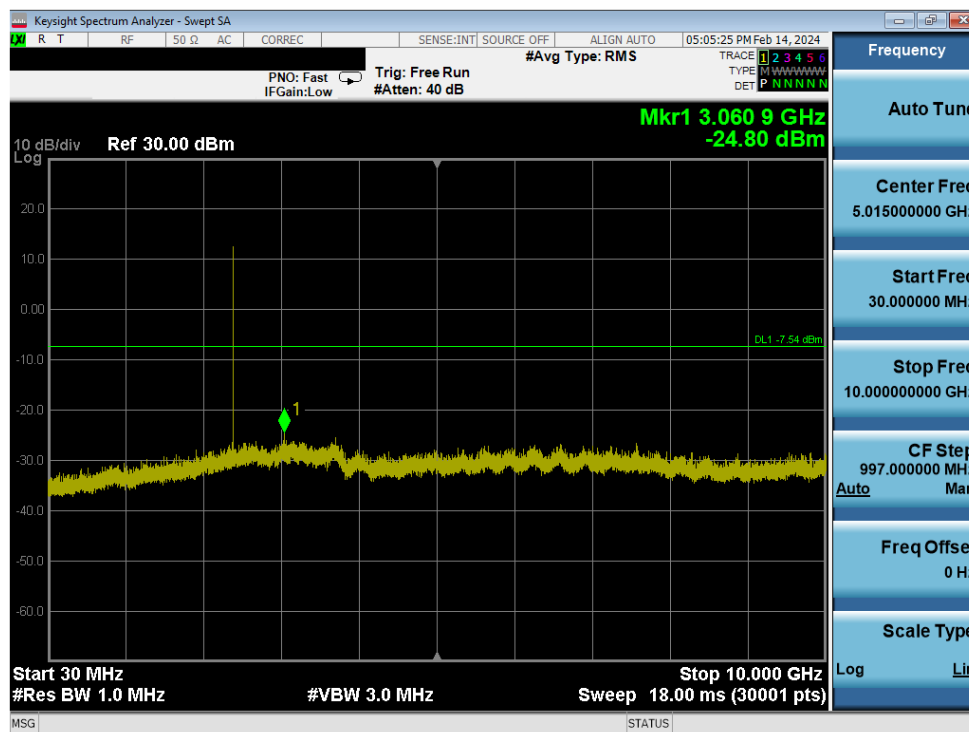
Plot 7-102. Conducted Spurious Plot Antenna WF7 (Bluetooth (HDR4), 4 Mbps, ePA – Ch. 73)

FCC ID: BCGA2925 IC: 579C-A2925		MEASUREMENT REPORT (CERTIFICATION)	Approved by: Technical Manager
Test Report S/N: 1C2311270069-05.BCG	Test Dates: 11/29/23 - 2/14/2024	EUT Type: Tablet Device	Page 81 of 125

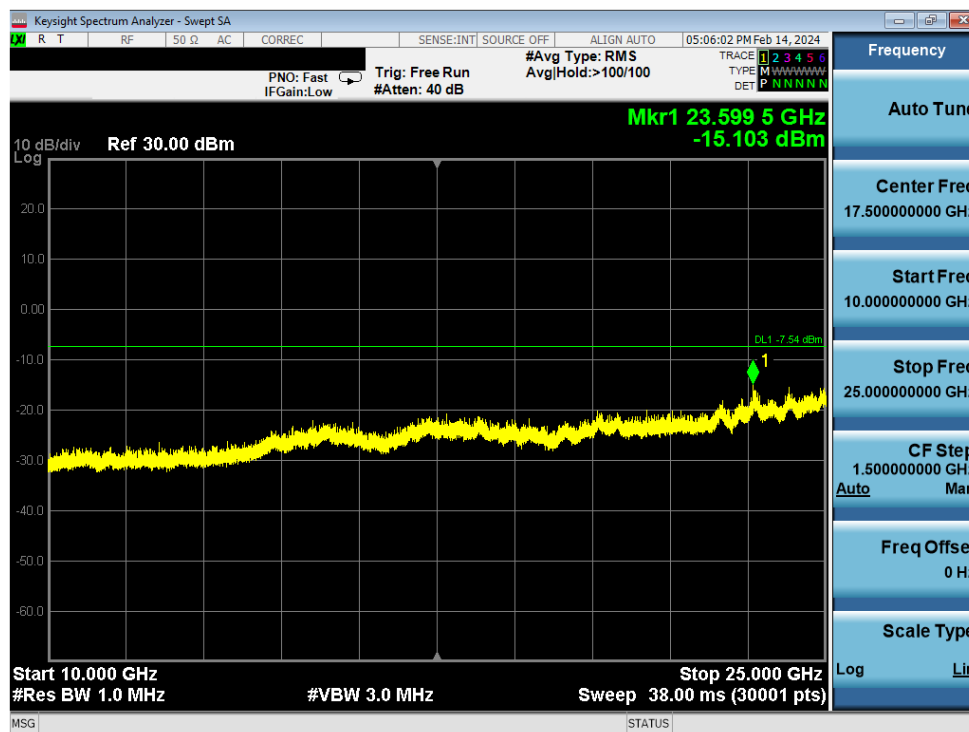
V 10.6 09/14/2023

Unless otherwise specified, no part of this report may be reproduced or utilized in any part, form or by any means, electronic or mechanical, including photocopying and microfilm, without permission in writing from Element Materials Technology. If you have any questions about this or have an enquiry about obtaining additional rights to this report or assembly of contents thereof, please contact [ct.info@element.com](mailto:ct.info@element.com).

## Antenna WF9



Plot 7-103. Conducted Spurious Plot Antenna WF9 (Bluetooth (HDR4), 4 Mbps, ePA – Ch. 1)

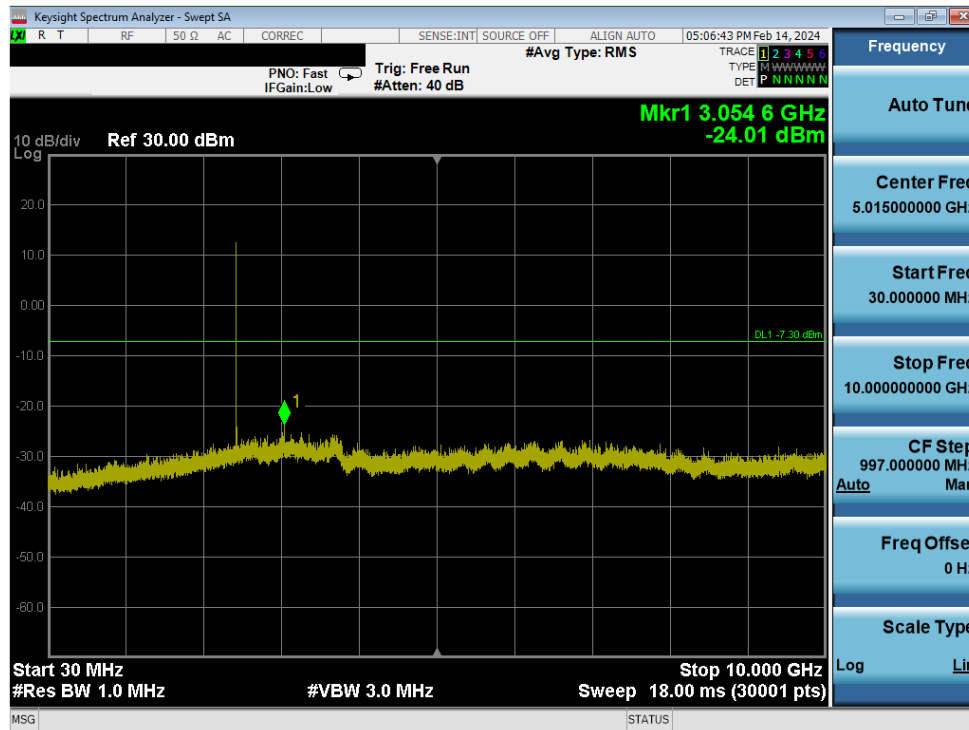


Plot 7-104. Conducted Spurious Plot Antenna WF9 (Bluetooth (HDR4), 4 Mbps, ePA – Ch. 1)

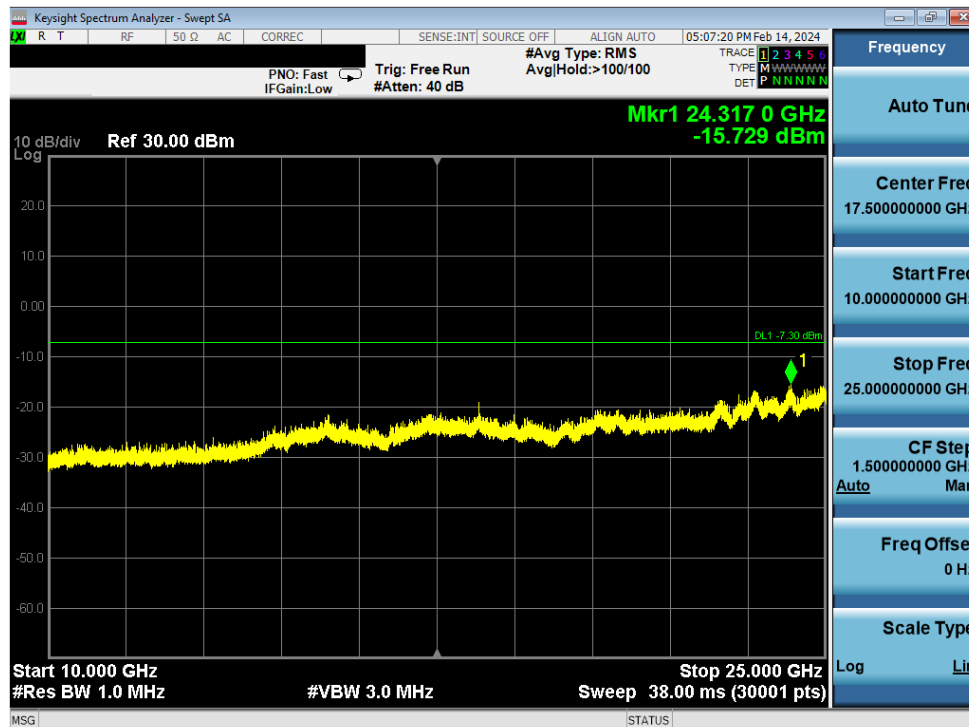
FCC ID: BCGA2925 IC: 579C-A2925		MEASUREMENT REPORT (CERTIFICATION)	Approved by: Technical Manager
Test Report S/N: 1C2311270069-05.BCG	Test Dates: 11/29/23 - 2/14/2024	EUT Type: Tablet Device	Page 82 of 125

V 10.6 09/14/2023

Unless otherwise specified, no part of this report may be reproduced or utilized in any part, form or by any means, electronic or mechanical, including photocopying and microfilm, without permission in writing from Element Materials Technology. If you have any questions about this or have an enquiry about obtaining additional rights to this report or assembly of contents thereof, please contact [ct.info@element.com](mailto:ct.info@element.com).



Plot 7-105. Conducted Spurious Plot Antenna WF9 (Bluetooth (HDR4), 4 Mbps, ePA – Ch. 38)

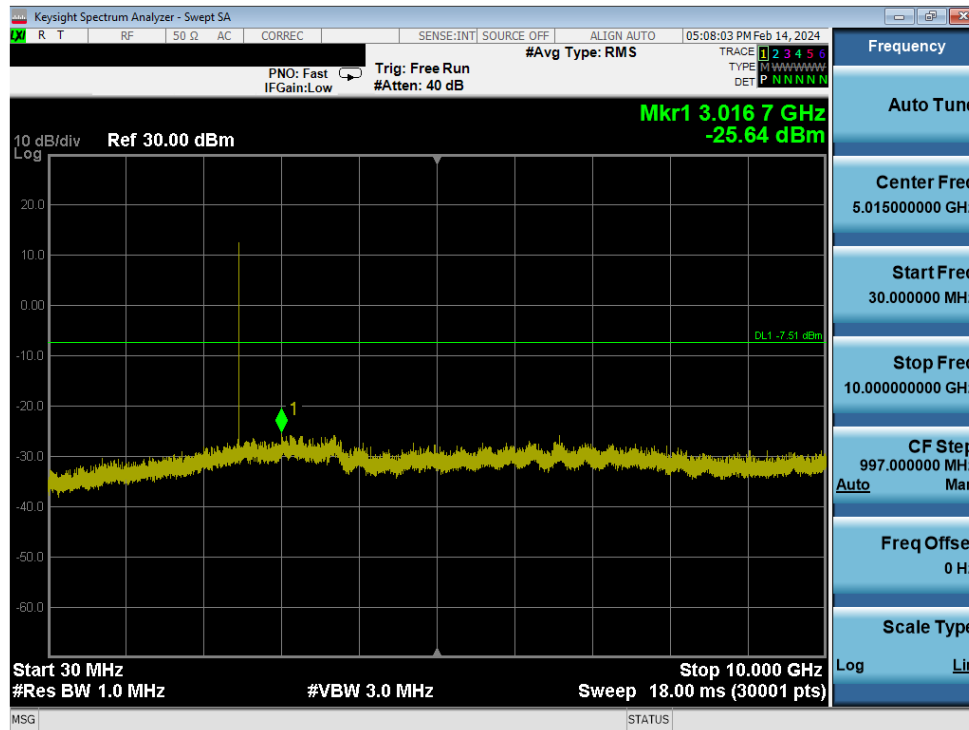


Plot 7-106. Conducted Spurious Plot Antenna WF9 (Bluetooth (HDR4), 4 Mbps, ePA – Ch. 38)

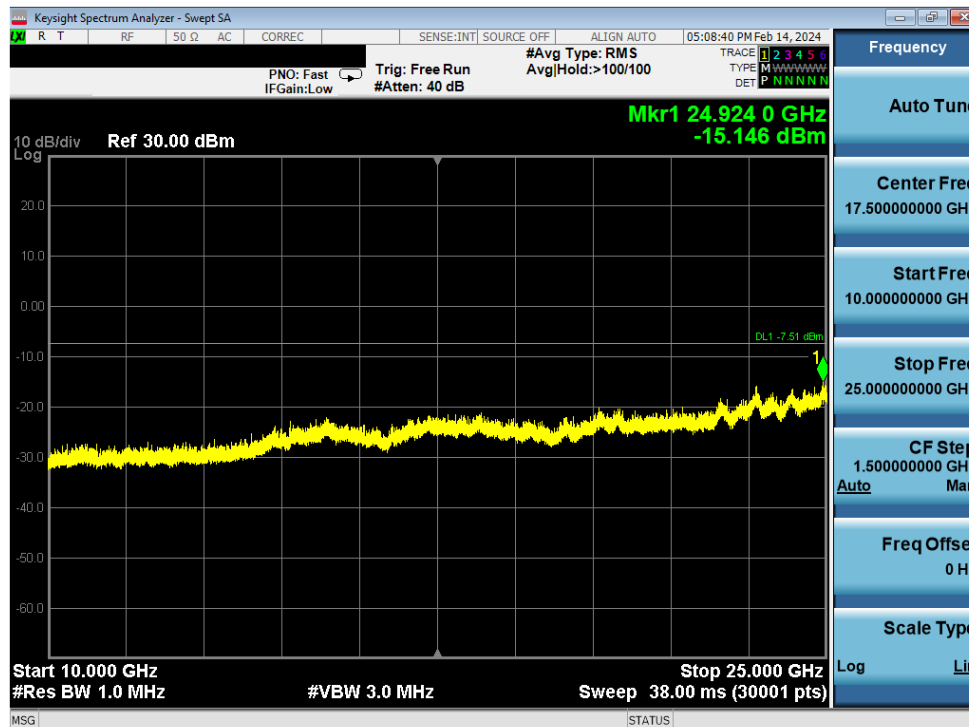
FCC ID: BCGA2925 IC: 579C-A2925	 <b>MEASUREMENT REPORT (CERTIFICATION)</b>		Approved by: Technical Manager
Test Report S/N: 1C2311270069-05.BCG	Test Dates: 11/29/23 - 2/14/2024	EUT Type: Tablet Device	Page 83 of 125

V 10.6 09/14/2023

Unless otherwise specified, no part of this report may be reproduced or utilized in any part, form or by any means, electronic or mechanical, including photocopying and microfilm, without permission in writing from Element Materials Technology. If you have any questions about this or have an enquiry about obtaining additional rights to this report or assembly of contents thereof, please contact [ct.info@element.com](mailto:ct.info@element.com).



Plot 7-107. Conducted Spurious Plot Antenna WF9 (Bluetooth (HDR4), 4 Mbps, ePA – Ch. 73)



Plot 7-108. Conducted Spurious Plot Antenna WF9 (Bluetooth (HDR4), 4 Mbps, ePA – Ch. 73)

FCC ID: BCGA2925 IC: 579C-A2925		MEASUREMENT REPORT (CERTIFICATION)	Approved by: Technical Manager
Test Report S/N: 1C2311270069-05.BCG	Test Dates: 11/29/23 - 2/14/2024	EUT Type: Tablet Device	Page 84 of 125

V 10.6 09/14/2023

Unless otherwise specified, no part of this report may be reproduced or utilized in any part, form or by any means, electronic or mechanical, including photocopying and microfilm, without permission in writing from Element Materials Technology. If you have any questions about this or have an enquiry about obtaining additional rights to this report or assembly of contents thereof, please contact [ct.info@element.com](mailto:ct.info@element.com).

## 7.7 Radiated Spurious Emissions – Above 1GHz

§15.205 §15.209 §15.247(d): RSS-Gen [8.9]

### Test Overview and Limit

All out of band radiated spurious emissions are measured with a spectrum analyzer connected to a receive antenna while the EUT is operating at maximum power and at the appropriate frequencies. Only the radiated emissions of the configuration that produced the worst case emissions are reported in this section.

***All out of band emissions appearing in a restricted band as specified in Section 15.205 of the Title 47 CFR and Table 7 of RSS-Gen (8.10) must not exceed the limits shown in Table 7-17 per Section 15.209 and RSS-Gen (8.9).***

Frequency	Field Strength [ $\mu\text{V/m}$ ]	Measured Distance [Meters]
Above 960.0 MHz	500	3

**Table 7-17. Radiated Limits**

### Test Procedures Used

ANSI C63.10-2013 – Subclause 6.6.4.3

KDB 558074 D01 v05r02 – Section 8.6, 8.7

### Test Settings

#### Average Field Strength Measurements

1. Analyzer center frequency was set to the frequency of the radiated spurious emission of interest
2. RBW = 1MHz
3. VBW = 3MHz
4. Detector = power average (RMS)
5. Number of measurement points = 1001 (Number of points must be  $\geq 2 \times \text{span/RBW}$ )
6. Sweep time = auto
7. Trace (RMS) averaging was performed over at least 100 traces

#### Peak Field Strength Measurements

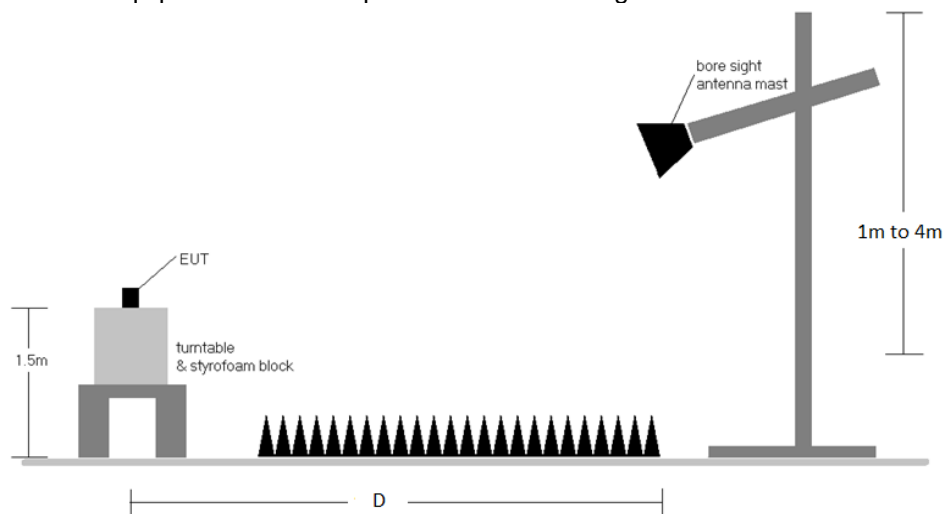
1. Analyzer center frequency was set to the frequency of the radiated spurious emission of interest
2. RBW = 1MHz
3. VBW = 3MHz
4. Detector = peak
5. Sweep time = auto couple
6. Trace mode = max hold
7. Trace was allowed to stabilize

FCC ID: BCGA2925 IC: 579C-A2925		MEASUREMENT REPORT (CERTIFICATION)	Approved by: Technical Manager
Test Report S/N: 1C2311270069-05.BCG	Test Dates: 11/29/23 - 2/14/2024	EUT Type: Tablet Device	Page 85 of 125

V 10.6 09/14/2023

## Test Setup

The EUT and measurement equipment were set up as shown in the diagram below.



**Figure 7-6. Radiated Test Setup >1GHz**

## Test Notes

1. The optional test procedures for antenna port conducted measurements of unwanted emissions per the guidance of KDB 558074 D01 v05r02 were not used to evaluate this device for compliance to radiated limits. All radiated spurious emissions levels were measured in a radiated test setup.
2. All emissions lying in restricted bands specified in §15.205 and Section 8.10 of RSS-Gen are below the limit shown in Table 7-17.
3. The antenna is manipulated through typical positions, polarity and length during the tests. The EUT is manipulated through three orthogonal planes.
4. This unit was tested with its standard battery.
5. The spectrum is measured from 9kHz to the 10th harmonic of the fundamental frequency of the transmitter using CISPR quasi peak detector below 1GHz. Above 1 GHz, average and peak measurements were taken using linearly polarized horn antennas.
6. D is the measurement test distance and emissions 1-18GHz were measured at a 3 meters test distance while emissions above 18GHz were measured at a 1 meter test distance with the application of a distance correction factor.
7. The "-" shown in the following RSE tables are used to denote a noise floor measurement.
8. All supported modulation, antenna (including TxBF mode) and power schemes have been tested on the unit and only worst case configuration is reported.

FCC ID: BCGA2925 IC: 579C-A2925		MEASUREMENT REPORT (CERTIFICATION)	Approved by: Technical Manager
Test Report S/N: 1C2311270069-05.BCG	Test Dates: 11/29/23 - 2/14/2024	EUT Type: Tablet Device	Page 86 of 125

V 10.6 09/14/2023

## Sample Calculations

### Determining Spurious Emissions Levels

- Field Strength Level  $_{[dB\mu V/m]} = \text{Analyzer Level }_{[dBm]} + 107 + \text{AFCL }_{[dB/m]}$
- $\text{AFCL }_{[dB/m]} = \text{Antenna Factor }_{[dB/m]} + \text{Cable Loss }_{[dB]} - \text{Preamplifier Gain }_{[dB]}$
- $\text{Margin }_{[dB]} = \text{Field Strength Level }_{[dB\mu V/m]} - \text{Limit }_{[dB\mu V/m]}$

### Radiated Band Edge Measurement Offset

- The amplitude offset shown in the radiated restricted band edge plots in Section 7.7.1 was calculated using the formula:  
Offset (dB) = (Antenna Factor + Cable Loss + Attenuator) – Preamplifier Gain

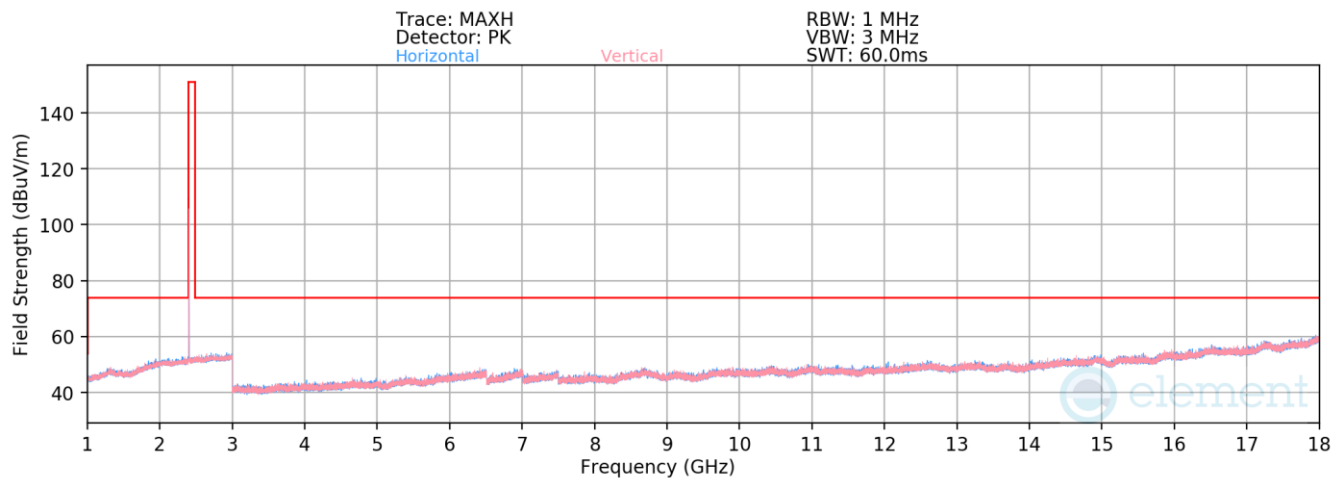
FCC ID: BCGA2925 IC: 579C-A2925		MEASUREMENT REPORT (CERTIFICATION)	Approved by: Technical Manager
Test Report S/N: 1C2311270069-05.BCG	Test Dates: 11/29/23 - 2/14/2024	EUT Type: Tablet Device	Page 87 of 125

V 10.6 09/14/2023

## Radiated Spurious Emission Measurements (1 – 18GHz)

§15.205 §15.209 §15.247(d); RSS-Gen [8.9]

### Antenna WF8



**Plot 7-109. Radiated Spurious Emissions 1-18GHz Antenna WF8 (4Mbps, HDR4, ePA – Ch. 1)**

Bluetooth Mode: HDR4  
Data Rate: 4Mbps  
Power Scheme: ePA  
Distance of Measurements: 3 Meters  
Operating Frequency: 2404MHz  
Channel: 1

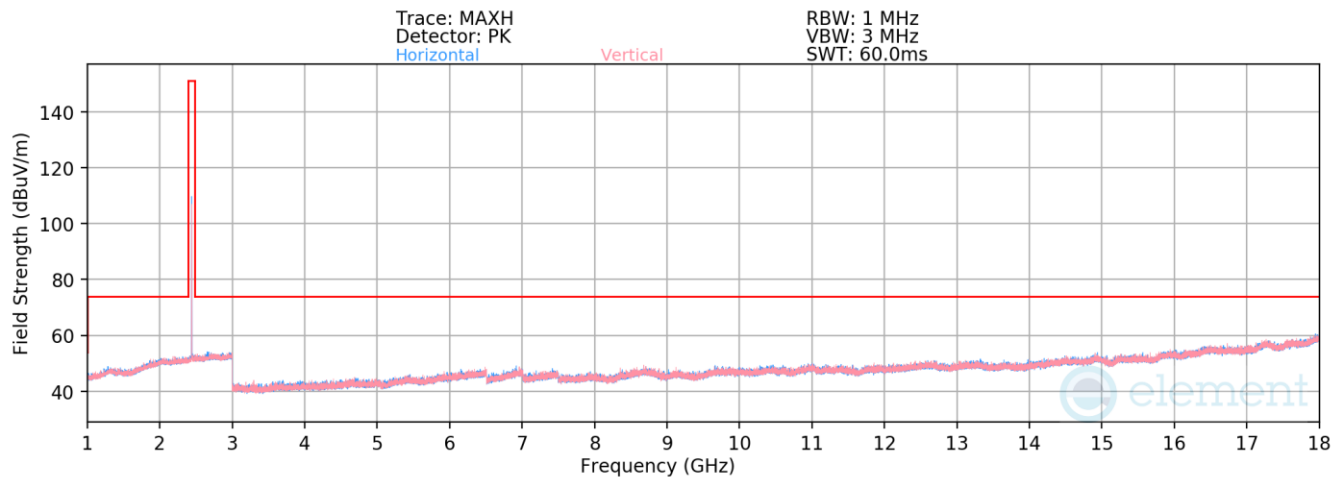
Frequency [MHz]	Detector	Ant. Pol. [H/V]	Antenna Height [cm]	Turntable Azimuth [degree]	Analyzer Level [dBm]	AFCL [dB/m]	Field Strength [dBuV/m]	Limit [dBuV/m]	Margin [dB]
4808.00	Avg	-	-	-	-78.60	4.73	33.13	53.98	-20.85
4808.00	Peak	-	-	-	-67.14	4.73	44.59	73.98	-29.39
12020.00	Avg	-	-	-	-80.86	12.74	38.88	53.98	-15.10
12020.00	Peak	-	-	-	-69.27	12.74	50.47	73.98	-23.51

**Table 7-18. Radiated Spurious Emission Measurements Antenna WF8**

FCC ID: BCGA2925 IC: 579C-A2925		MEASUREMENT REPORT (CERTIFICATION)	Approved by: Technical Manager
Test Report S/N: 1C2311270069-05.BCG	Test Dates: 11/29/23 - 2/14/2024	EUT Type: Tablet Device	Page 88 of 125

V 10.6 09/14/2023

Unless otherwise specified, no part of this report may be reproduced or utilized in any part, form or by any means, electronic or mechanical, including photocopying and microfilm, without permission in writing from Element Materials Technology. If you have any questions about this or have an enquiry about obtaining additional rights to this report or assembly of contents thereof, please contact [ct.info@element.com](mailto:ct.info@element.com).



**Plot 7-110. Radiated Spurious Emissions 1-18GHz Antenna WF8 (4Mbps, HDR4, ePA – Ch. 38)**

Bluetooth Mode: HDR4  
Data Rate: 4Mbps  
Power Scheme: ePA  
Distance of Measurements: 3 Meters  
Operating Frequency: 2441MHz  
Channel: 38

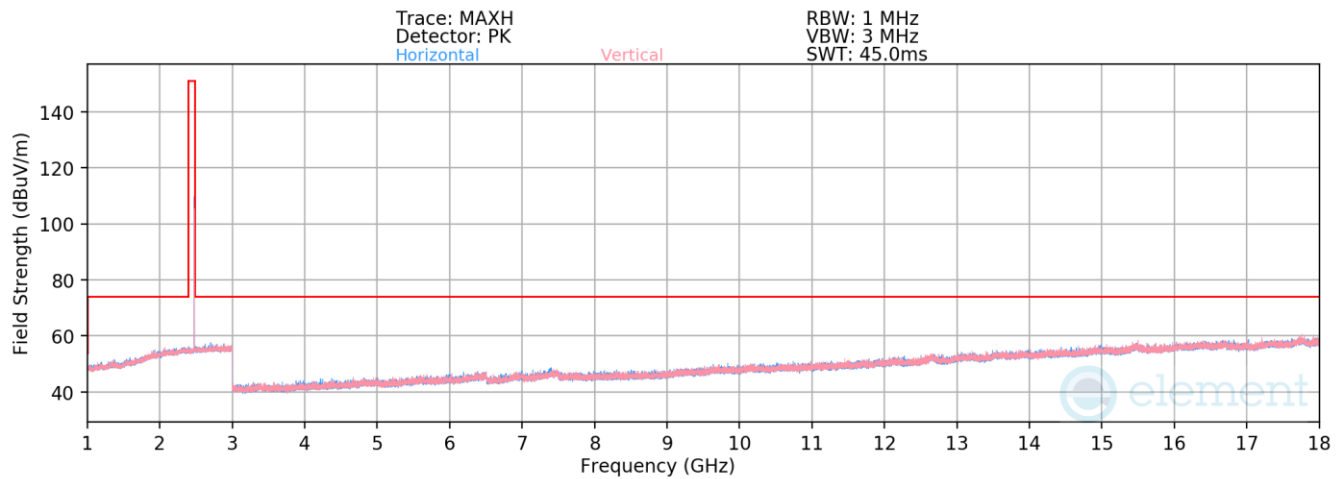
Frequency [MHz]	Detector	Ant. Pol. [H/V]	Antenna Height [cm]	Turntable Azimuth [degree]	Analyzer Level [dBm]	AFCL [dB/m]	Field Strength [dBuV/m]	Limit [dBuV/m]	Margin [dB]
4882.00	Avg	-	-	-	-78.28	4.57	33.29	53.98	-20.69
4882.00	Peak	-	-	-	-67.04	4.57	44.53	73.98	-29.45
7323.00	Avg	-	-	-	-79.48	8.28	35.80	53.98	-18.18
7323.00	Peak	-	-	-	-68.05	8.28	47.23	73.98	-26.75
12205.00	Avg	-	-	-	-81.14	13.15	39.01	53.98	-14.97
12205.00	Peak	-	-	-	-69.26	13.15	50.89	73.98	-23.09

**Table 7-19. Radiated Spurious Emission Measurements Antenna WF8**

FCC ID: BCGA2925 IC: 579C-A2925		MEASUREMENT REPORT (CERTIFICATION)	Approved by: Technical Manager
Test Report S/N: 1C2311270069-05.BCG	Test Dates: 11/29/23 - 2/14/2024	EUT Type: Tablet Device	Page 89 of 125

V 10.6 09/14/2023

Unless otherwise specified, no part of this report may be reproduced or utilized in any part, form or by any means, electronic or mechanical, including photocopying and microfilm, without permission in writing from Element Materials Technology. If you have any questions about this or have an enquiry about obtaining additional rights to this report or assembly of contents thereof, please contact [ct.info@element.com](mailto:ct.info@element.com).



**Plot 7-111. Radiated Spurious Emissions 1-18GHz Antenna WF8 (4Mbps, HDR4, ePA – Ch. 73)**

Bluetooth Mode: HDR4  
Data Rate: 4Mbps  
Power Scheme ePA  
Distance of Measurements: 3 Meters  
Operating Frequency: 2476MHz  
Channel: 73

Frequency [MHz]	Detector	Ant. Pol. [H/V]	Antenna Height [cm]	Turntable Azimuth [degree]	Analyzer Level [dBm]	AFCL [dB/m]	Field Strength [dBuV/m]	Limit [dBuV/m]	Margin [dB]
4952.00	Avg	-	-	-	-78.11	4.80	33.69	53.98	-20.29
4952.00	Peak	-	-	-	-66.81	4.80	44.99	73.98	-28.99
7428.00	Avg	-	-	-	-78.58	8.23	36.65	53.98	-17.33
7428.00	Peak	-	-	-	-66.67	8.23	48.56	73.98	-25.42
12380.00	Avg	-	-	-	-79.37	13.47	41.10	53.98	-12.88
12380.00	Peak	-	-	-	-68.08	13.47	52.39	73.98	-21.59

**Table 7-20. Radiated Spurious Emission Measurements Antenna WF8**

FCC ID: BCGA2925 IC: 579C-A2925		MEASUREMENT REPORT (CERTIFICATION)	Approved by: Technical Manager
Test Report S/N: 1C2311270069-05.BCG	Test Dates: 11/29/23 - 2/14/2024	EUT Type: Tablet Device	Page 90 of 125

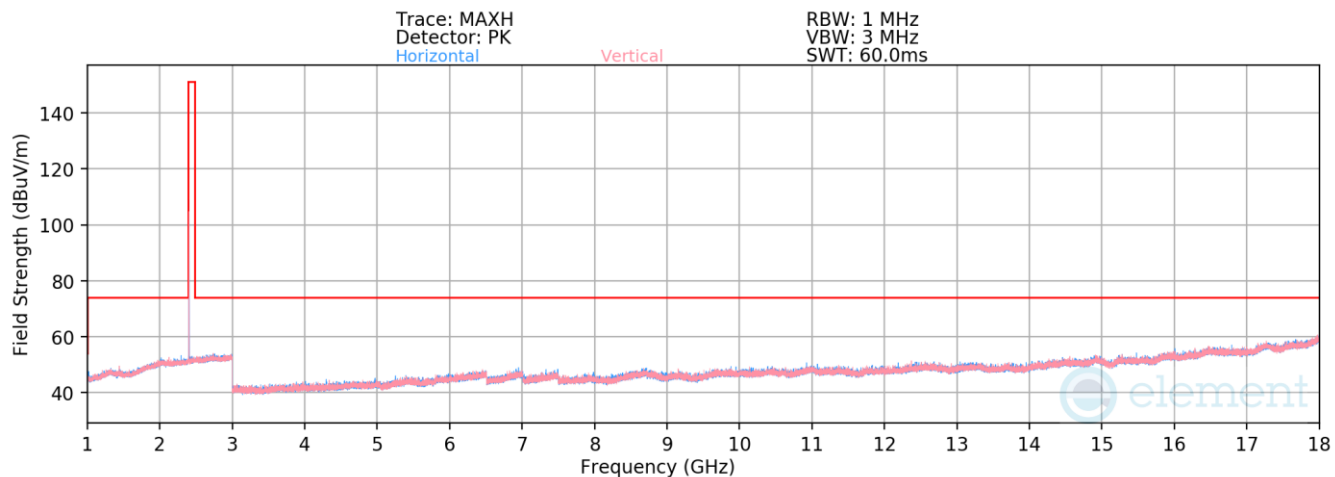
V 10.6 09/14/2023

Unless otherwise specified, no part of this report may be reproduced or utilized in any part, form or by any means, electronic or mechanical, including photocopying and microfilm, without permission in writing from Element Materials Technology. If you have any questions about this or have an enquiry about obtaining additional rights to this report or assembly of contents thereof, please contact [ct.info@element.com](mailto:ct.info@element.com).

## Radiated Spurious Emission Measurements (1 – 18GHz)

§15.205 §15.209 §15.247(d); RSS-Gen [8.9]

### Antenna WF7



**Plot 7-112. Radiated Spurious Emissions 1-18GHz Antenna WF7 (4Mbps, HDR4, ePA – Ch. 1)**

Bluetooth Mode: HDR4  
Data Rate: 4Mbps  
Power Scheme: ePA  
Distance of Measurements: 3 Meters  
Operating Frequency: 2404MHz  
Channel: 1

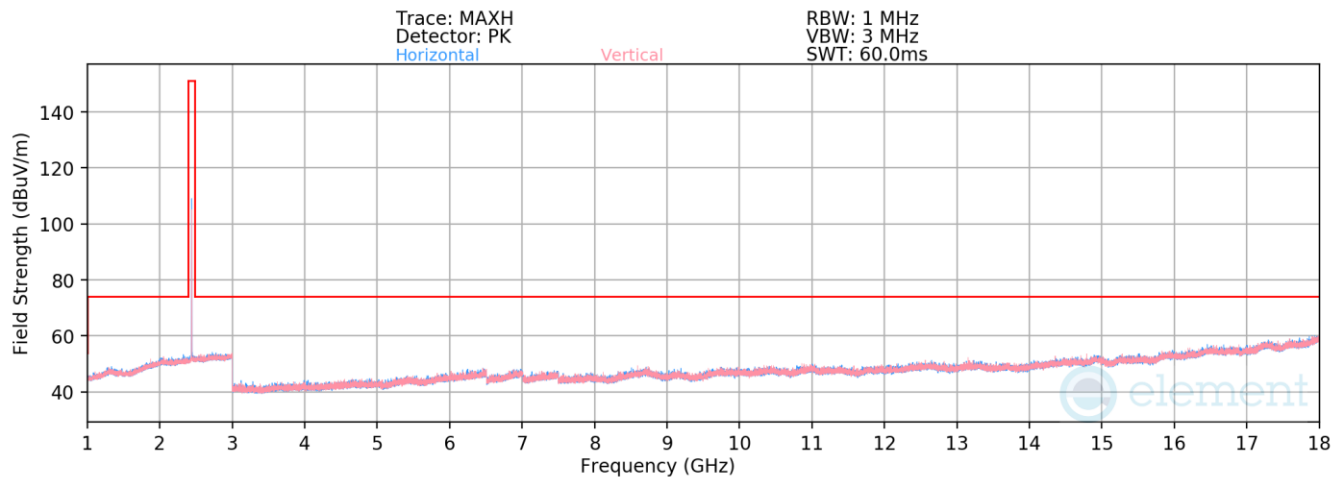
Frequency [MHz]	Detector	Ant. Pol. [H/V]	Antenna Height [cm]	Turntable Azimuth [degree]	Analyzer Level [dBm]	AFCL [dB/m]	Field Strength [dBuV/m]	Limit [dBuV/m]	Margin [dB]
4808.00	Avg	-	-	-	-78.59	4.73	33.14	53.98	-20.84
4808.00	Peak	-	-	-	-66.79	4.73	44.94	73.98	-29.04
12020.00	Avg	-	-	-	-80.89	12.74	38.85	53.98	-15.13
12020.00	Peak	-	-	-	-69.64	12.74	50.10	73.98	-23.88

**Table 7-21. Radiated Spurious Emission Measurements Antenna WF7**

FCC ID: BCGA2925 IC: 579C-A2925		MEASUREMENT REPORT (CERTIFICATION)	Approved by: Technical Manager
Test Report S/N: 1C2311270069-05.BCG	Test Dates: 11/29/23 - 2/14/2024	EUT Type: Tablet Device	Page 91 of 125

V 10.6 09/14/2023

Unless otherwise specified, no part of this report may be reproduced or utilized in any part, form or by any means, electronic or mechanical, including photocopying and microfilm, without permission in writing from Element Materials Technology. If you have any questions about this or have an enquiry about obtaining additional rights to this report or assembly of contents thereof, please contact [ct.info@element.com](mailto:ct.info@element.com).



**Plot 7-113. Radiated Spurious Emissions 1-18GHz Antenna WF7 (4Mbps, HDR4, ePA – Ch. 38)**

Bluetooth Mode: HDR4  
Data Rate: 4Mbps  
Power Scheme: ePA  
Distance of Measurements: 3 Meters  
Operating Frequency: 2441MHz  
Channel: 38

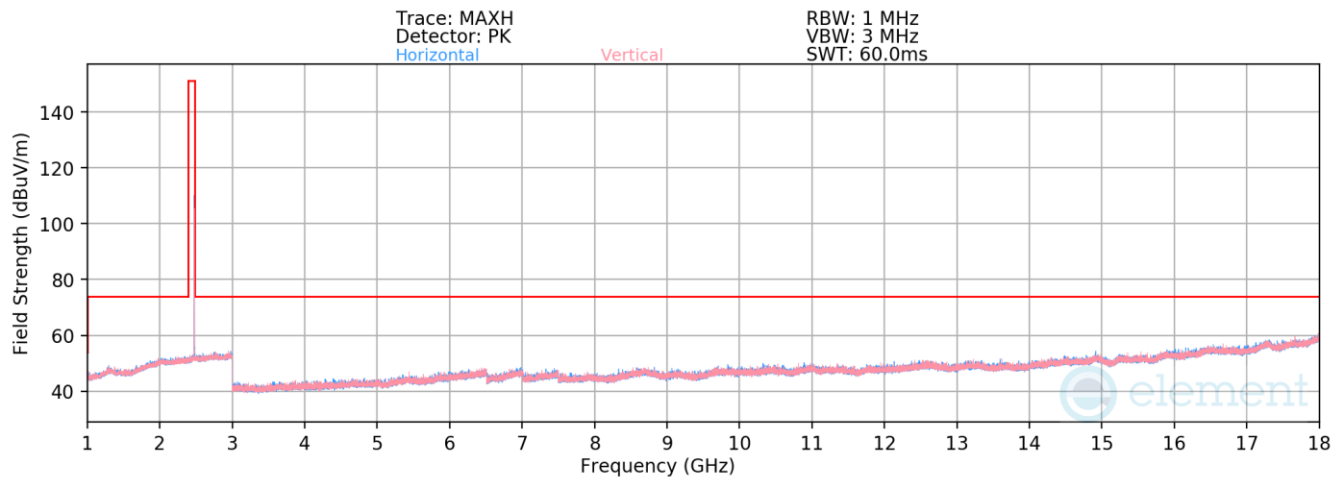
Frequency [MHz]	Detector	Ant. Pol. [H/V]	Antenna Height [cm]	Turntable Azimuth [degree]	Analyzer Level [dBm]	AFCL [dB/m]	Field Strength [dBuV/m]	Limit [dBuV/m]	Margin [dB]
4882.00	Avg	-	-	-	-78.14	4.57	33.43	53.98	-20.55
4882.00	Peak	-	-	-	-65.87	4.57	45.70	73.98	-28.28
7323.00	Avg	-	-	-	-79.55	8.28	35.73	53.98	-18.25
7323.00	Peak	-	-	-	-68.01	8.28	47.27	73.98	-26.71
12205.00	Avg	-	-	-	-81.19	13.15	38.96	53.98	-15.02
12205.00	Peak	-	-	-	-69.69	13.15	50.46	73.98	-23.52

**Table 7-22. Radiated Spurious Emission Measurements Antenna WF7**

FCC ID: BCGA2925 IC: 579C-A2925		MEASUREMENT REPORT (CERTIFICATION)	Approved by: Technical Manager
Test Report S/N: 1C2311270069-05.BCG	Test Dates: 11/29/23 - 2/14/2024	EUT Type: Tablet Device	Page 92 of 125

V 10.6 09/14/2023

Unless otherwise specified, no part of this report may be reproduced or utilized in any part, form or by any means, electronic or mechanical, including photocopying and microfilm, without permission in writing from Element Materials Technology. If you have any questions about this or have an enquiry about obtaining additional rights to this report or assembly of contents thereof, please contact [ct.info@element.com](mailto:ct.info@element.com).



**Plot 7-114. Radiated Spurious Emissions 1-18GHz Antenna WF7 (4Mbps, HDR4, ePA – Ch. 73)**

Bluetooth Mode: HDR4  
Data Rate: 4Mbps  
Power Scheme ePA  
Distance of Measurements: 3 Meters  
Operating Frequency: 2476MHz  
Channel: 73

Frequency [MHz]	Detector	Ant. Pol. [H/V]	Antenna Height [cm]	Turntable Azimuth [degree]	Analyzer Level [dBm]	AFCL [dB/m]	Field Strength [dBuV/m]	Limit [dBuV/m]	Margin [dB]
4952.00	Avg	-	-	-	-78.79	4.80	33.01	53.98	-20.97
4952.00	Peak	-	-	-	-66.36	4.80	45.44	73.98	-28.54
7428.00	Avg	-	-	-	-79.21	8.23	36.02	53.98	-17.96
7428.00	Peak	-	-	-	-67.01	8.23	48.22	73.98	-25.76
12380.00	Avg	-	-	-	-81.52	13.47	38.95	53.98	-15.03
12380.00	Peak	-	-	-	-69.10	13.47	51.37	73.98	-22.61

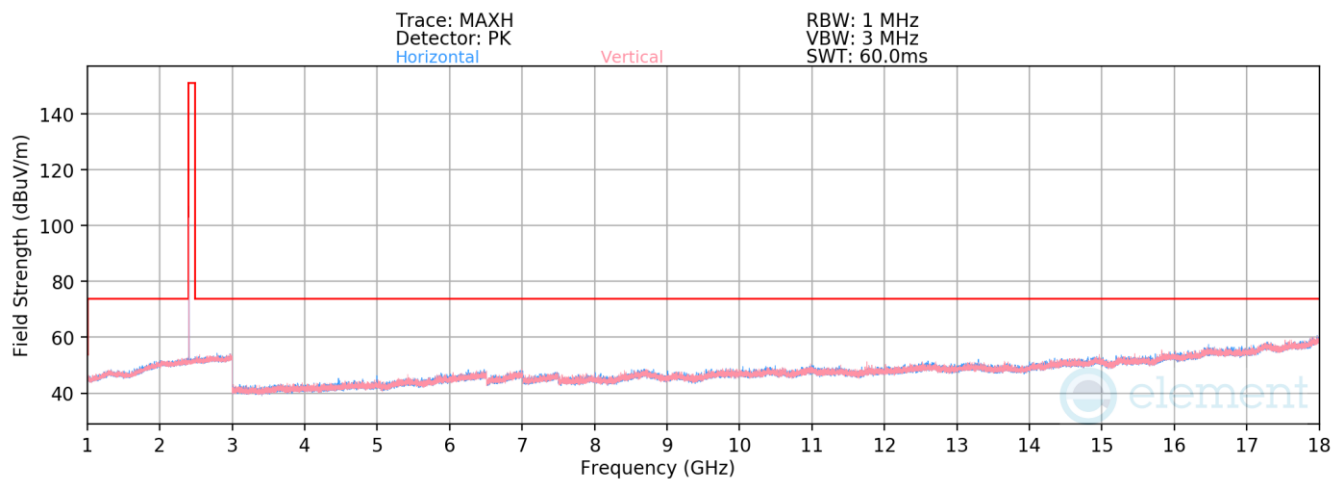
**Table 7-23. Radiated Spurious Emission Measurements Antenna WF7**

FCC ID: BCGA2925 IC: 579C-A2925		MEASUREMENT REPORT (CERTIFICATION)	Approved by: Technical Manager
Test Report S/N: 1C2311270069-05.BCG	Test Dates: 11/29/23 - 2/14/2024	EUT Type: Tablet Device	Page 93 of 125

V 10.6 09/14/2023

Unless otherwise specified, no part of this report may be reproduced or utilized in any part, form or by any means, electronic or mechanical, including photocopying and microfilm, without permission in writing from Element Materials Technology. If you have any questions about this or have an enquiry about obtaining additional rights to this report or assembly of contents thereof, please contact [ct.info@element.com](mailto:ct.info@element.com).

## Antenna WF9



**Plot 7-115. Radiated Spurious Emissions 1-18GHz Antenna WF9 (4Mbps, HDR4, ePA – Ch. 1)**

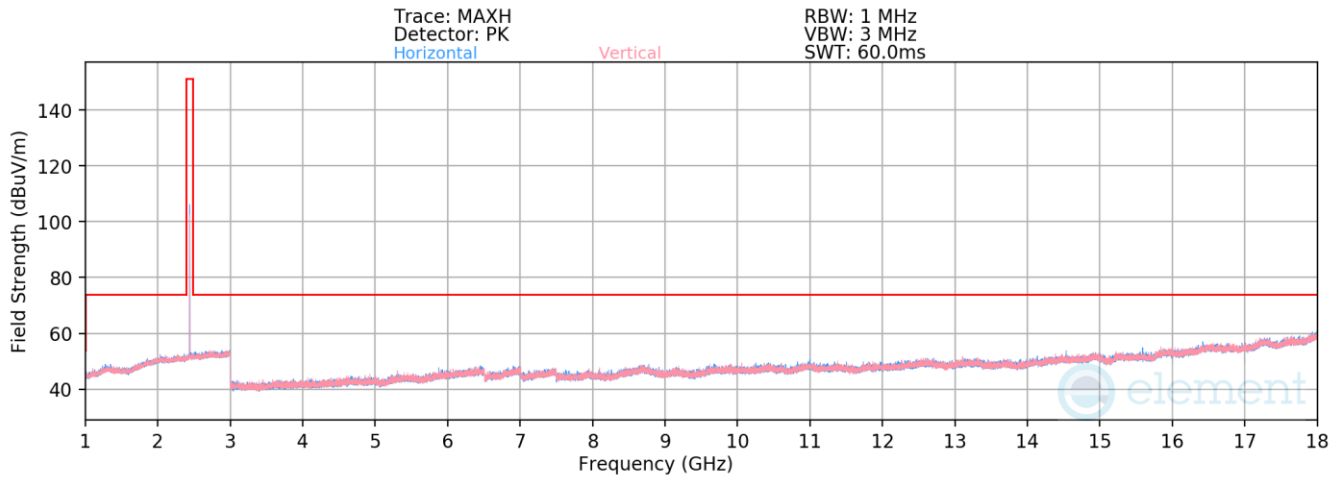
Bluetooth Mode:	HDR4
Data Rate:	4Mbps
Power Scheme	ePA
Distance of Measurements:	3 Meters
Operating Frequency:	2404MHz
Channel:	1

Frequency [MHz]	Detector	Ant. Pol. [H/V]	Antenna Height [cm]	Turntable Azimuth [degree]	Analyzer Level [dBm]	AFCL [dB/m]	Field Strength [dBuV/m]	Limit [dBuV/m]	Margin [dB]
4808.00	Avg	-	-	-	-78.69	4.73	33.04	53.98	-20.94
4808.00	Peak	-	-	-	-67.05	4.73	44.68	73.98	-29.30
12020.00	Avg	-	-	-	-80.89	12.74	38.85	53.98	-15.13
12020.00	Peak	-	-	-	-68.48	12.74	51.26	73.98	-22.72

**Table 7-24. Radiated Spurious Emission Measurements Antenna WF9**

FCC ID: BCGA2925 IC: 579C-A2925		MEASUREMENT REPORT (CERTIFICATION)	Approved by: Technical Manager
Test Report S/N: 1C2311270069-05.BCG	Test Dates: 11/29/23 - 2/14/2024	EUT Type: Tablet Device	Page 94 of 125

V 10.6 09/14/2023



**Plot 7-116. Radiated Spurious Emissions 1-18GHz Antenna WF9 (4Mbps, HDR4, ePA – Ch. 38)**

Bluetooth Mode: HDR4  
Data Rate: 4Mbps  
Power Scheme: ePA  
Distance of Measurements: 3 Meters  
Operating Frequency: 2441MHz  
Channel: 38

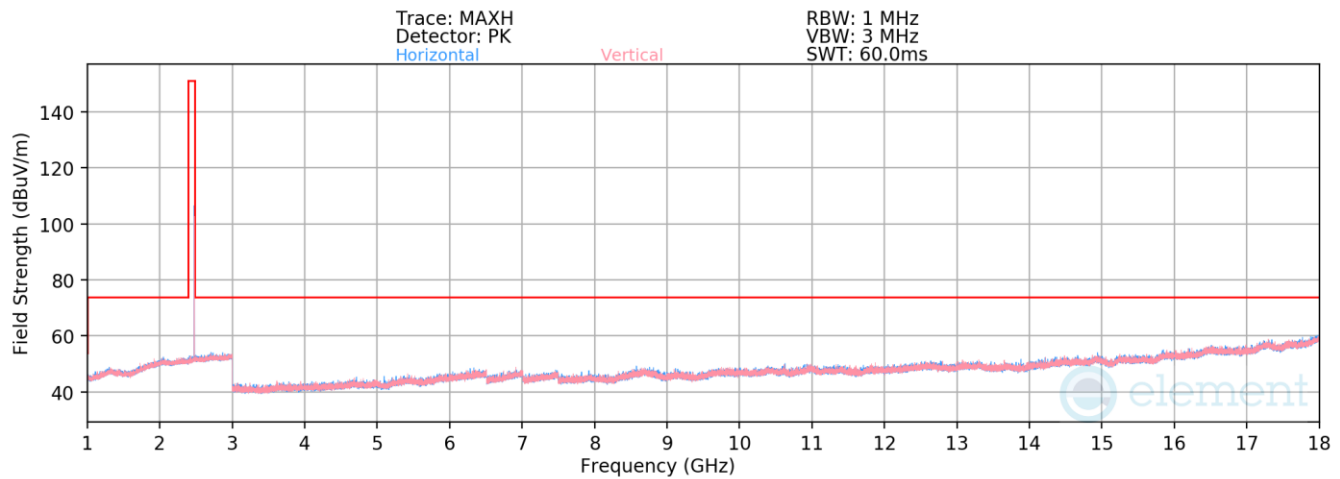
Frequency [MHz]	Detector	Ant. Pol. [H/V]	Antenna Height [cm]	Turntable Azimuth [degree]	Analyzer Level [dBm]	AFCL [dB/m]	Field Strength [dBuV/m]	Limit [dBuV/m]	Margin [dB]
4882.00	Avg	-	-	-	-78.30	4.57	33.27	53.98	-20.71
4882.00	Peak	-	-	-	-65.77	4.57	45.80	73.98	-28.18
7323.00	Avg	-	-	-	-79.56	8.28	35.72	53.98	-18.26
7323.00	Peak	-	-	-	-68.16	8.28	47.12	73.98	-26.86
12205.00	Avg	-	-	-	-81.13	13.15	39.02	53.98	-14.96
12205.00	Peak	-	-	-	-69.81	13.15	50.34	73.98	-23.64

**Table 7-25. Radiated Spurious Emission Measurements Antenna WF9**

FCC ID: BCGA2925 IC: 579C-A2925		MEASUREMENT REPORT (CERTIFICATION)	Approved by: Technical Manager
Test Report S/N: 1C2311270069-05.BCG	Test Dates: 11/29/23 - 2/14/2024	EUT Type: Tablet Device	Page 95 of 125

V 10.6 09/14/2023

Unless otherwise specified, no part of this report may be reproduced or utilized in any part, form or by any means, electronic or mechanical, including photocopying and microfilm, without permission in writing from Element Materials Technology. If you have any questions about this or have an enquiry about obtaining additional rights to this report or assembly of contents thereof, please contact [ct.info@element.com](mailto:ct.info@element.com).



**Plot 7-117. Radiated Spurious Emissions 1-18GHz Antenna WF9 (4Mbps, HDR4, ePA – Ch. 73)**

Bluetooth Mode: HDR4  
Data Rate: 4Mbps  
Power Scheme ePA  
Distance of Measurements: 3 Meters  
Operating Frequency: 2476MHz  
Channel: 73

Frequency [MHz]	Detector	Ant. Pol. [H/V]	Antenna Height [cm]	Turntable Azimuth [degree]	Analyzer Level [dBm]	AFCL [dB/m]	Field Strength [dBuV/m]	Limit [dBuV/m]	Margin [dB]
4952.00	Avg	-	-	-	-78.75	4.80	33.05	53.98	-20.93
4952.00	Peak	-	-	-	-66.92	4.80	44.88	73.98	-29.10
7428.00	Avg	-	-	-	-79.19	8.23	36.04	53.98	-17.94
7428.00	Peak	-	-	-	-67.53	8.23	47.70	73.98	-26.28
12380.00	Avg	-	-	-	-81.30	13.47	39.17	53.98	-14.81
12380.00	Peak	-	-	-	-69.90	13.47	50.57	73.98	-23.41

**Table 7-26. Radiated Spurious Emission Measurements Antenna WF9**

FCC ID: BCGA2925 IC: 579C-A2925		MEASUREMENT REPORT (CERTIFICATION)	Approved by: Technical Manager
Test Report S/N: 1C2311270069-05.BCG	Test Dates: 11/29/23 - 2/14/2024	EUT Type: Tablet Device	Page 96 of 125

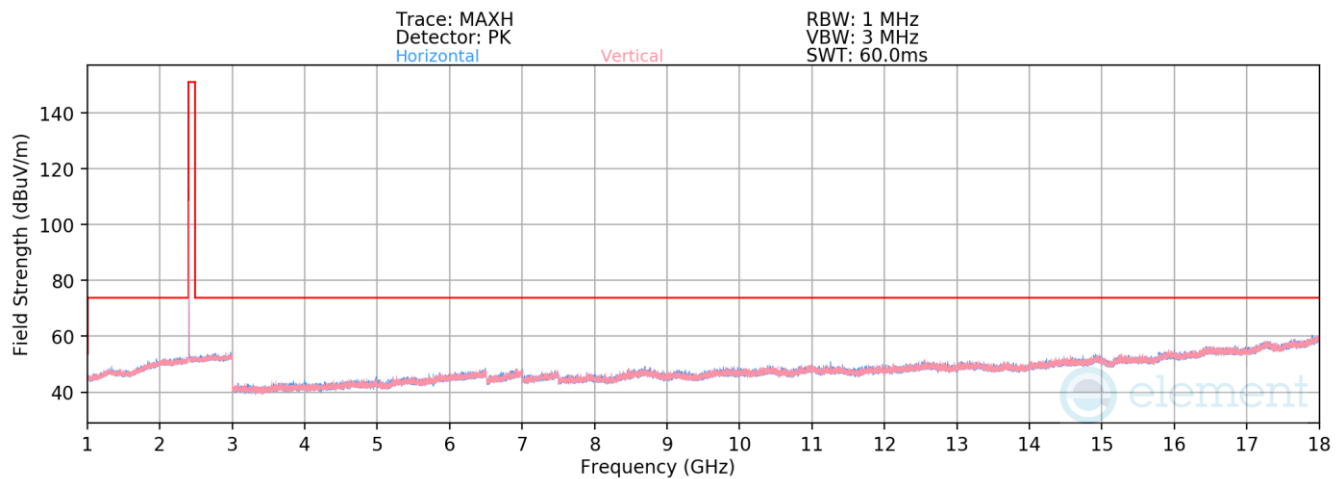
V 10.6 09/14/2023

Unless otherwise specified, no part of this report may be reproduced or utilized in any part, form or by any means, electronic or mechanical, including photocopying and microfilm, without permission in writing from Element Materials Technology. If you have any questions about this or have an enquiry about obtaining additional rights to this report or assembly of contents thereof, please contact [ct.info@element.com](mailto:ct.info@element.com).

## Radiated Spurious Emission Measurements (1-18GHz)

§15.205 §15.209 §15.247(d); RSS-Gen [8.9]

### TxBF



**Plot 7-118. Radiated Spurious Emissions 1-18GHz TxBF (4Mbps, HDR4, ePA – Ch. 1)**

Bluetooth Mode: HDR4  
Data Rate: 4Mbps  
Power Scheme: ePA  
Distance of Measurements: 3 Meters  
Operating Frequency: 2404MHz  
Channel: 1

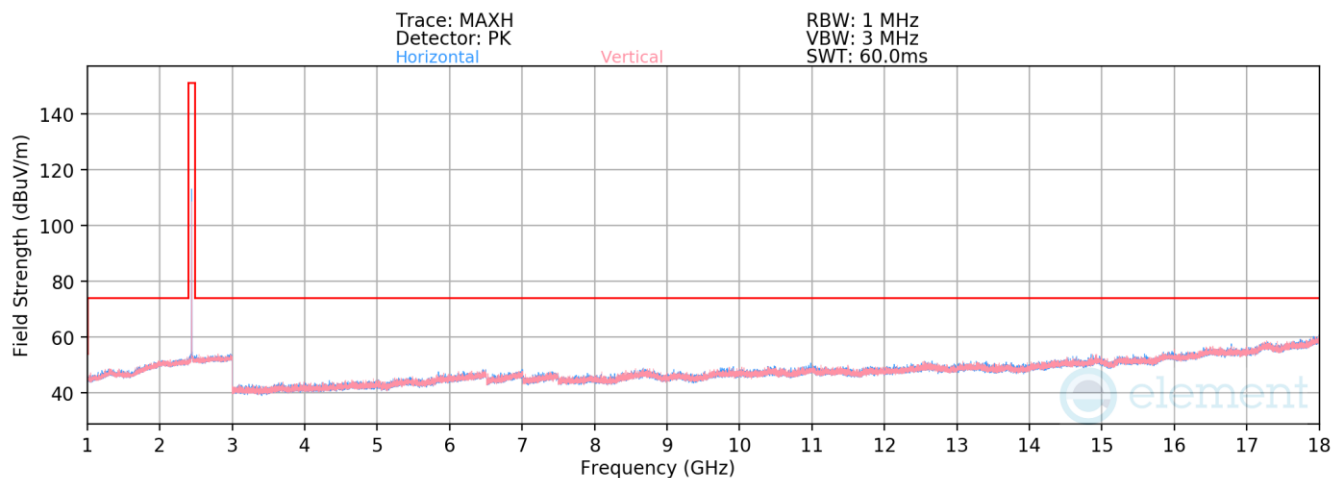
Frequency [MHz]	Detector	Ant. Pol. [H/V]	Antenna Height [cm]	Turntable Azimuth [degree]	Analyzer Level [dBm]	AFCL [dB/m]	Field Strength [dBuV/m]	Limit [dBuV/m]	Margin [dB]
4808.00	Avg	-	-	-	-78.45	4.73	33.28	53.98	-20.70
4808.00	Peak	-	-	-	-66.77	4.73	44.96	73.98	-29.02
12020.00	Avg	-	-	-	-80.79	12.74	38.95	53.98	-15.03
12020.00	Peak	-	-	-	-69.35	12.74	50.39	73.98	-23.59

**Table 7-27. Radiated Spurious Emission Measurements TxBF**

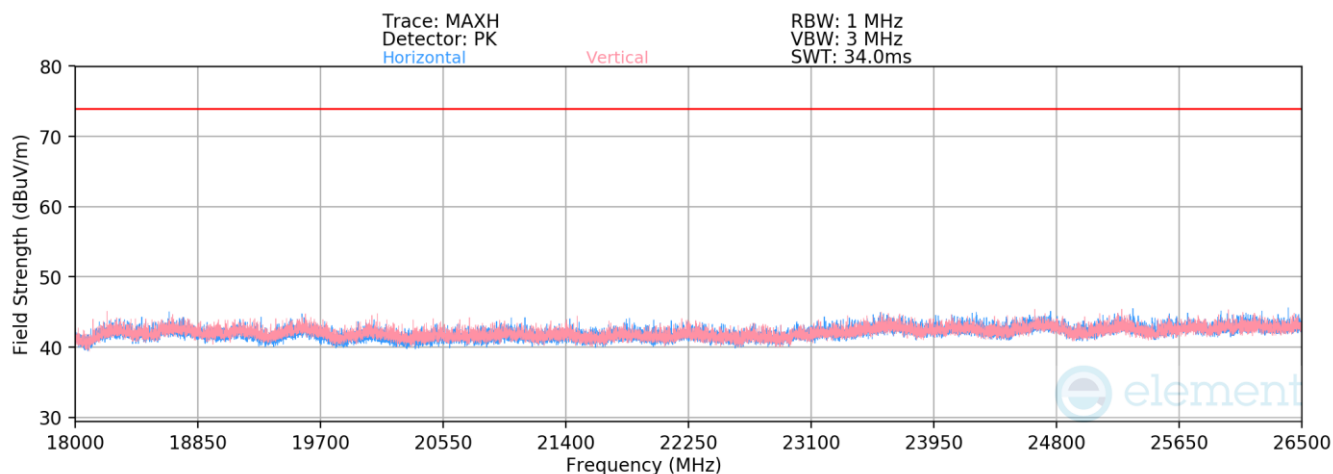
FCC ID: BCGA2925 IC: 579C-A2925		MEASUREMENT REPORT (CERTIFICATION)	Approved by: Technical Manager
Test Report S/N: 1C2311270069-05.BCG	Test Dates: 11/29/23 - 2/14/2024	EUT Type: Tablet Device	Page 97 of 125

V 10.6 09/14/2023

Unless otherwise specified, no part of this report may be reproduced or utilized in any part, form or by any means, electronic or mechanical, including photocopying and microfilm, without permission in writing from Element Materials Technology. If you have any questions about this or have an enquiry about obtaining additional rights to this report or assembly of contents thereof, please contact [ct.info@element.com](mailto:ct.info@element.com).



**Plot 7-119. Radiated Spurious Emissions 1-18GHz TxBF (4Mbps, HDR4, ePA – Ch. 38)**



**Plot 7-120. Radiated Spurious Emissions Above 18GHz TxBF (4Mbps, HDR4, ePA – Ch. 38)**

FCC ID: BCGA2925 IC: 579C-A2925	 <b>MEASUREMENT REPORT (CERTIFICATION)</b>		<b>Approved by:</b> Technical Manager
<b>Test Report S/N:</b> 1C2311270069-05.BCG	<b>Test Dates:</b> 11/29/23 - 2/14/2024	<b>EUT Type:</b> Tablet Device	Page 98 of 125

V 10.6 09/14/2023

Unless otherwise specified, no part of this report may be reproduced or utilized in any part, form or by any means, electronic or mechanical, including photocopying and microfilm, without permission in writing from Element Materials Technology. If you have any questions about this or have an enquiry about obtaining additional rights to this report or assembly of contents thereof, please contact [ct.info@element.com](mailto:ct.info@element.com).

Bluetooth Mode: HDR4  
 Data Rate: 4Mbps  
 Power Scheme ePA  
 Distance of Measurements: 3 Meters  
 Operating Frequency: 2441MHz  
 Channel: 38

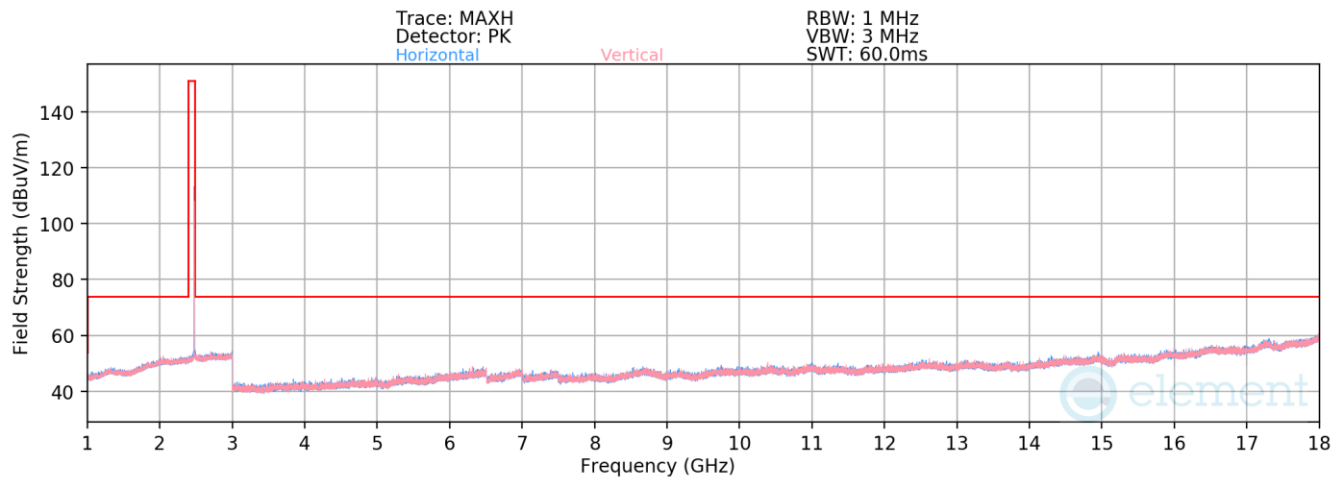
Frequency [MHz]	Detector	Ant. Pol. [H/V]	Antenna Height [cm]	Turntable Azimuth [degree]	Analyzer Level [dBm]	AFCL [dB/m]	Field Strength [dBμV/m]	Limit [dBμV/m]	Margin [dB]
4882.00	Avg	-	-	-	-78.33	4.57	33.24	53.98	-20.74
4882.00	Peak	-	-	-	-66.28	4.57	45.29	73.98	-28.69
7323.00	Avg	-	-	-	-79.58	8.28	35.70	53.98	-18.28
7323.00	Peak	-	-	-	-68.14	8.28	47.14	73.98	-26.84
12205.00	Avg	-	-	-	-80.98	13.15	39.17	53.98	-14.81
12205.00	Peak	-	-	-	-69.20	13.15	50.95	73.98	-23.03

**Table 7-28. Radiated Spurious Emission Measurements TxBF**

FCC ID: BCGA2925 IC: 579C-A2925		MEASUREMENT REPORT (CERTIFICATION)	Approved by: Technical Manager
Test Report S/N: 1C2311270069-05.BCG	Test Dates: 11/29/23 - 2/14/2024	EUT Type: Tablet Device	Page 99 of 125

V 10.6 09/14/2023

Unless otherwise specified, no part of this report may be reproduced or utilized in any part, form or by any means, electronic or mechanical, including photocopying and microfilm, without permission in writing from Element Materials Technology. If you have any questions about this or have an enquiry about obtaining additional rights to this report or assembly of contents thereof, please contact [ct.info@element.com](mailto:ct.info@element.com).



**Plot 7-121. Radiated Spurious Emissions 1-18GHz TxBF (4Mbps, HDR4, ePA – Ch. 73)**

Bluetooth Mode: HDR4  
Data Rate: 4Mbps  
Power Scheme ePA  
Distance of Measurements: 3 Meters  
Operating Frequency: 2476MHz  
Channel: 73

Frequency [MHz]	Detector	Ant. Pol. [H/V]	Antenna Height [cm]	Turntable Azimuth [degree]	Analyzer Level [dBm]	AFCL [dB/m]	Field Strength [dBuV/m]	Limit [dBuV/m]	Margin [dB]
4952.00	Avg	-	-	-	-78.86	4.80	32.94	53.98	-21.04
4952.00	Peak	-	-	-	-67.48	4.80	44.32	73.98	-29.66
7428.00	Avg	-	-	-	-79.16	8.23	36.07	53.98	-17.91
7428.00	Peak	-	-	-	-67.82	8.23	47.41	73.98	-26.57
12380.00	Avg	-	-	-	-81.46	13.47	39.01	53.98	-14.97
12380.00	Peak	-	-	-	-70.17	13.47	50.30	73.98	-23.68

**Table 7-29. Radiated Spurious Emission Measurements TxBF**

FCC ID: BCGA2925 IC: 579C-A2925		MEASUREMENT REPORT (CERTIFICATION)	Approved by: Technical Manager
Test Report S/N: 1C2311270069-05.BCG	Test Dates: 11/29/23 - 2/14/2024	EUT Type: Tablet Device	Page 100 of 125

V 10.6 09/14/2023

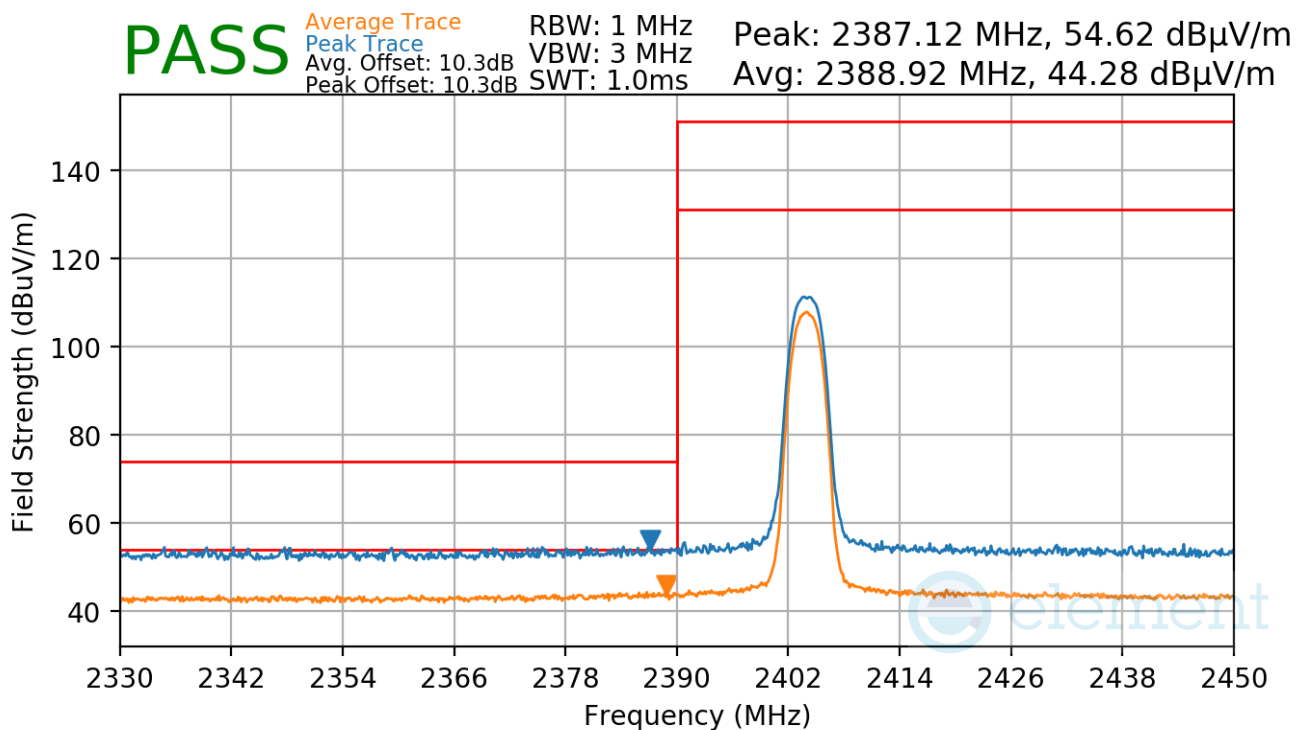
Unless otherwise specified, no part of this report may be reproduced or utilized in any part, form or by any means, electronic or mechanical, including photocopying and microfilm, without permission in writing from Element Materials Technology. If you have any questions about this or have an enquiry about obtaining additional rights to this report or assembly of contents thereof, please contact [ct.info@element.com](mailto:ct.info@element.com).

## 7.7.1 Radiated Restricted Band Edge Measurements

§15.205 §15.209; RSS-Gen [8.9]

### Antenna WF8

Bluetooth Mode:	HDR4
Data Rate:	4Mbps
Power Scheme:	ePA
Measurement Distance:	3 Meters
Operating Frequency:	2404MHz
Channel:	1



Plot 7-122. Radiated Restricted Lower Band Edge Measurement Antenna WF8

FCC ID: BCGA2925 IC: 579C-A2925		MEASUREMENT REPORT (CERTIFICATION)	Approved by: Technical Manager
Test Report S/N: 1C2311270069-05.BCG	Test Dates: 11/29/23 - 2/14/2024	EUT Type: Tablet Device	Page 101 of 125

V 10.6 09/14/2023

Unless otherwise specified, no part of this report may be reproduced or utilized in any part, form or by any means, electronic or mechanical, including photocopying and microfilm, without permission in writing from Element Materials Technology. If you have any questions about this or have an enquiry about obtaining additional rights to this report or assembly of contents thereof, please contact [ct.info@element.com](mailto:ct.info@element.com).

Bluetooth Mode: HDR8

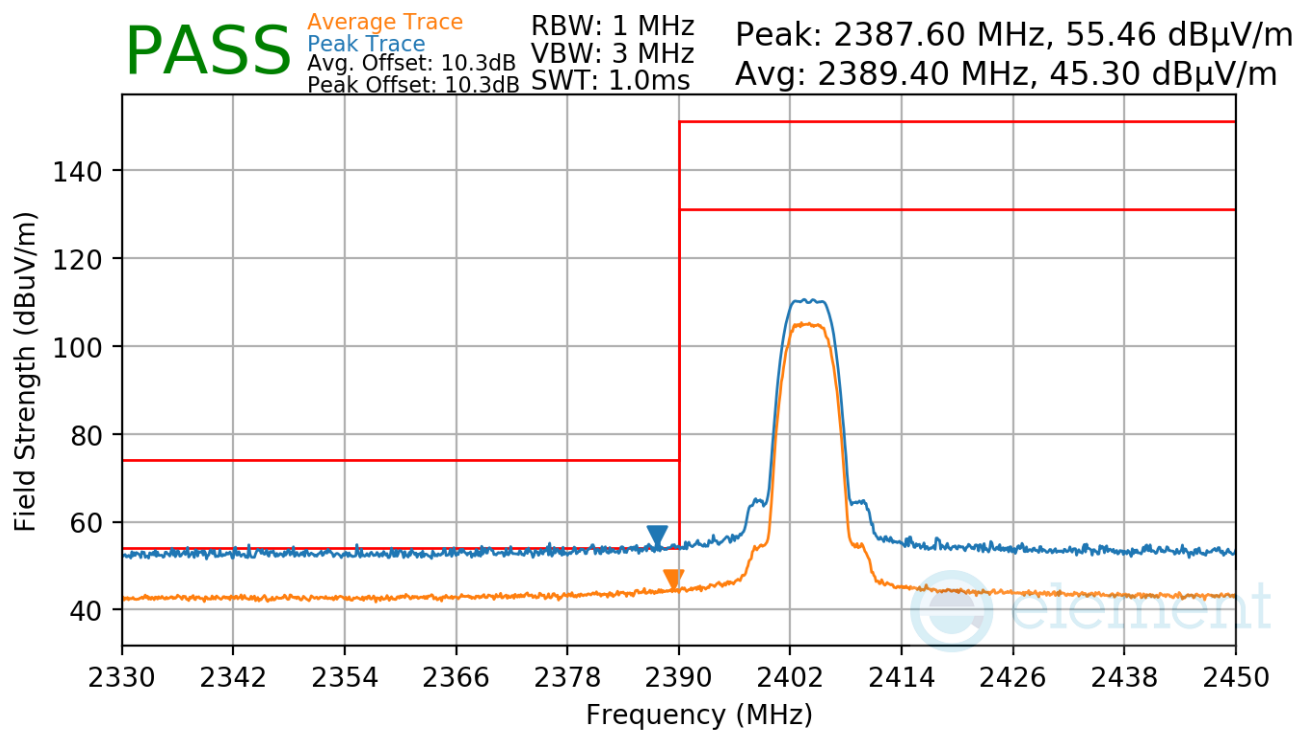
Data Rate: 8Mbps

Power Scheme: ePA

Measurement Distance: 3 Meters

Operating Frequency: 2404MHz

Channel: 1



**Plot 7-123. Radiated Restricted Lower Band Edge Measurement Antenna WF8**

FCC ID: BCGA2925 IC: 579C-A2925		MEASUREMENT REPORT (CERTIFICATION)	Approved by: Technical Manager
Test Report S/N: 1C2311270069-05.BCG	Test Dates: 11/29/23 - 2/14/2024	EUT Type: Tablet Device	Page 102 of 125

V 10.6 09/14/2023

Unless otherwise specified, no part of this report may be reproduced or utilized in any part, form or by any means, electronic or mechanical, including photocopying and microfilm, without permission in writing from Element Materials Technology. If you have any questions about this or have an enquiry about obtaining additional rights to this report or assembly of contents thereof, please contact [ct.info@element.com](mailto:ct.info@element.com).

Bluetooth Mode: HDR4

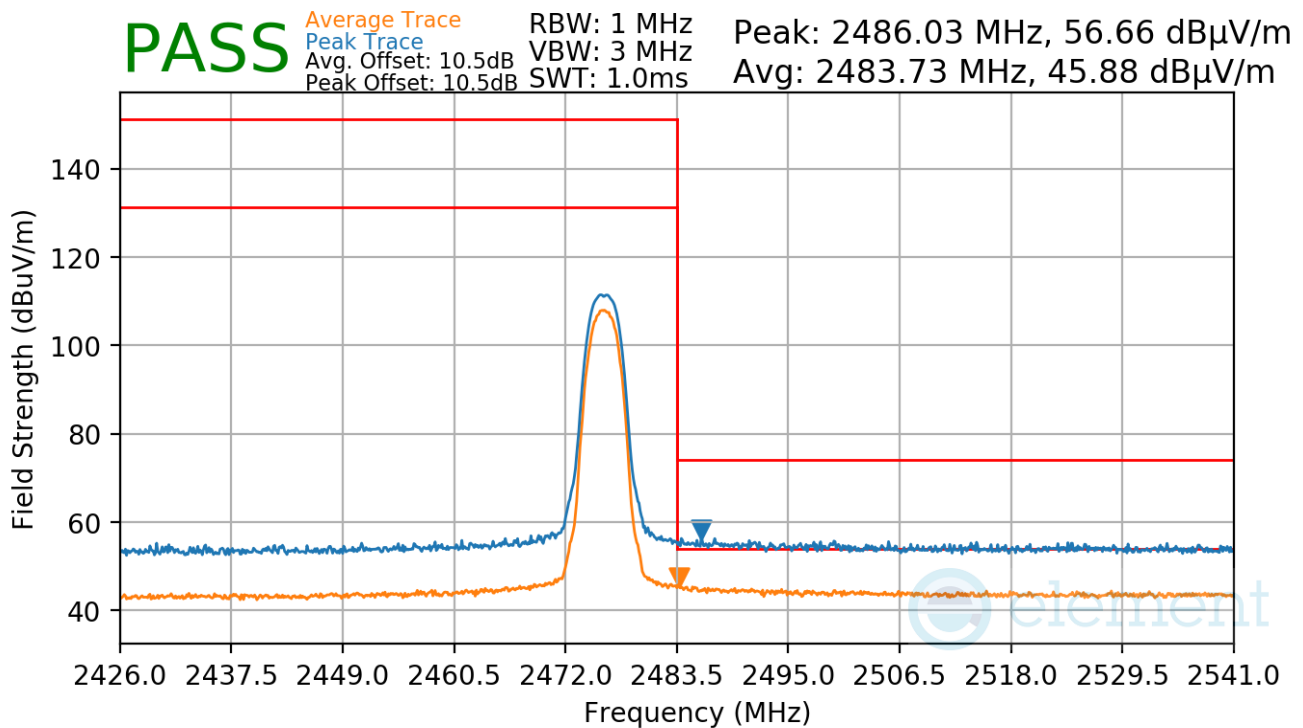
Data Rate: 4Mbps

Power Scheme: ePA

Measurement Distance: 3 Meters

Operating Frequency: 2476MHz

Channel: 73



**Plot 7-124. Radiated Restricted Upper Band Edge Measurement Antenna WF8**

FCC ID: BCGA2925 IC: 579C-A2925		MEASUREMENT REPORT (CERTIFICATION)	Approved by: Technical Manager
Test Report S/N: 1C2311270069-05.BCG	Test Dates: 11/29/23 - 2/14/2024	EUT Type: Tablet Device	Page 103 of 125

V 10.6 09/14/2023

Unless otherwise specified, no part of this report may be reproduced or utilized in any part, form or by any means, electronic or mechanical, including photocopying and microfilm, without permission in writing from Element Materials Technology. If you have any questions about this or have an enquiry about obtaining additional rights to this report or assembly of contents thereof, please contact [ct.info@element.com](mailto:ct.info@element.com).

Bluetooth Mode: HDR8

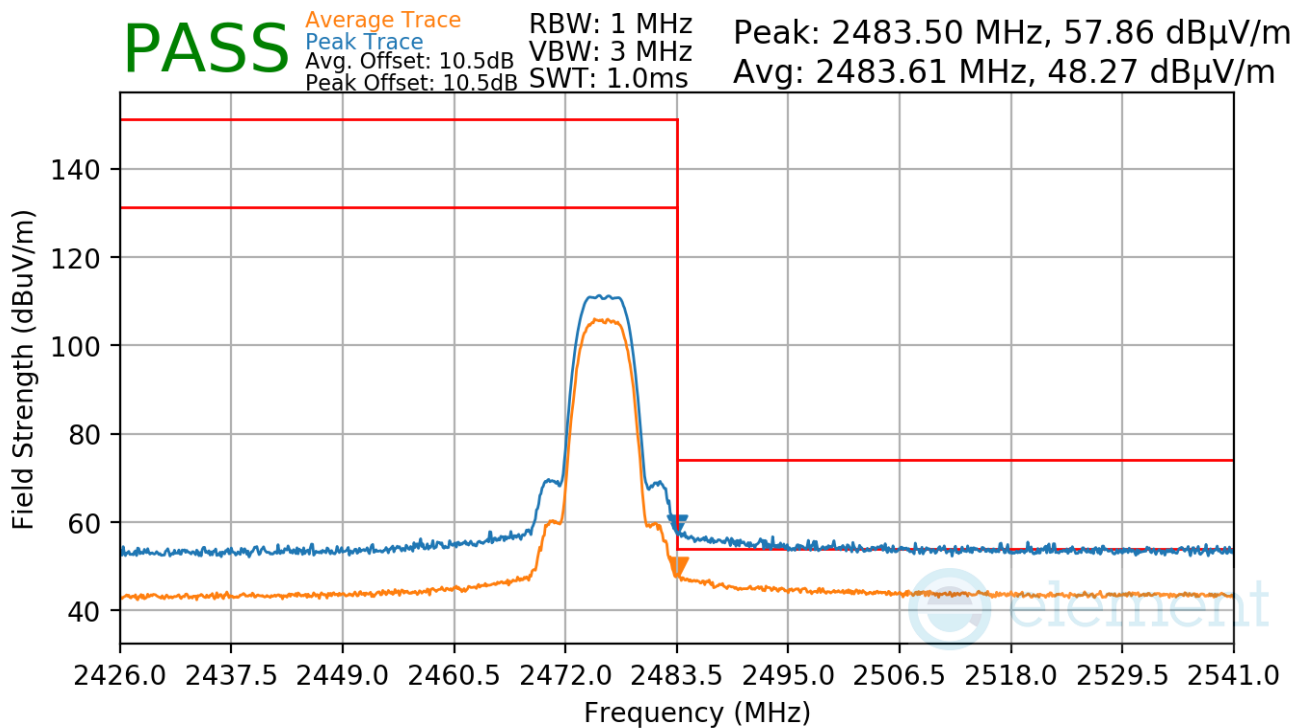
Data Rate: 8Mbps

Power Scheme: ePA

Measurement Distance: 3 Meters

Operating Frequency: 2476MHz

Channel: 73



**Plot 7-125. Radiated Restricted Upper Band Edge Measurement Antenna WF8**

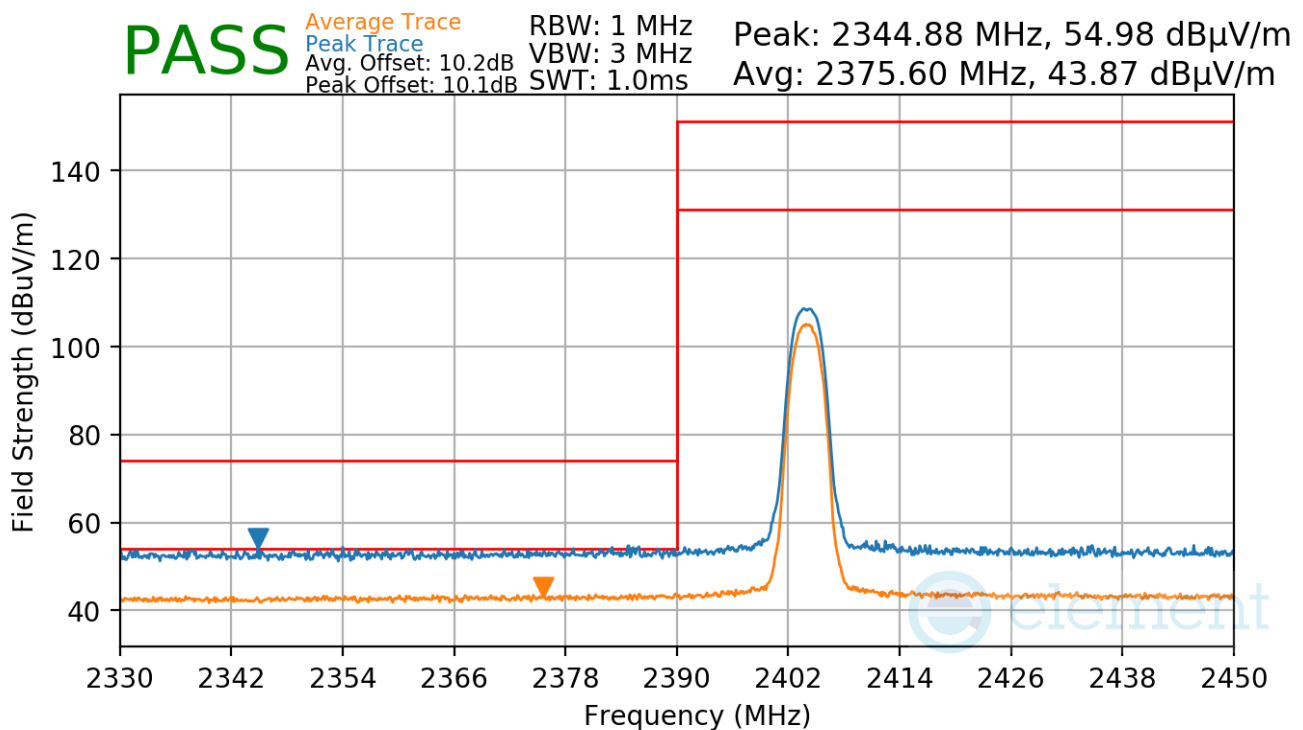
FCC ID: BCGA2925 IC: 579C-A2925		MEASUREMENT REPORT (CERTIFICATION)	Approved by: Technical Manager
Test Report S/N: 1C2311270069-05.BCG	Test Dates: 11/29/23 - 2/14/2024	EUT Type: Tablet Device	Page 104 of 125

V 10.6 09/14/2023

Unless otherwise specified, no part of this report may be reproduced or utilized in any part, form or by any means, electronic or mechanical, including photocopying and microfilm, without permission in writing from Element Materials Technology. If you have any questions about this or have an enquiry about obtaining additional rights to this report or assembly of contents thereof, please contact [ct.info@element.com](mailto:ct.info@element.com).

## Antenna WF7

Bluetooth Mode:	HDR4
Data Rate:	4Mbps
Power Scheme:	ePA
Measurement Distance:	3 Meters
Operating Frequency:	2404MHz
Channel:	1



Plot 7-126. Radiated Restricted Lower Band Edge Measurement Antenna WF7

FCC ID: BCGA2925 IC: 579C-A2925		MEASUREMENT REPORT (CERTIFICATION)	Approved by: Technical Manager
Test Report S/N: 1C2311270069-05.BCG	Test Dates: 11/29/23 - 2/14/2024	EUT Type: Tablet Device	Page 105 of 125

V 10.6 09/14/2023

Unless otherwise specified, no part of this report may be reproduced or utilized in any part, form or by any means, electronic or mechanical, including photocopying and microfilm, without permission in writing from Element Materials Technology. If you have any questions about this or have an enquiry about obtaining additional rights to this report or assembly of contents thereof, please contact [ct.info@element.com](mailto:ct.info@element.com).

Bluetooth Mode: HDR8

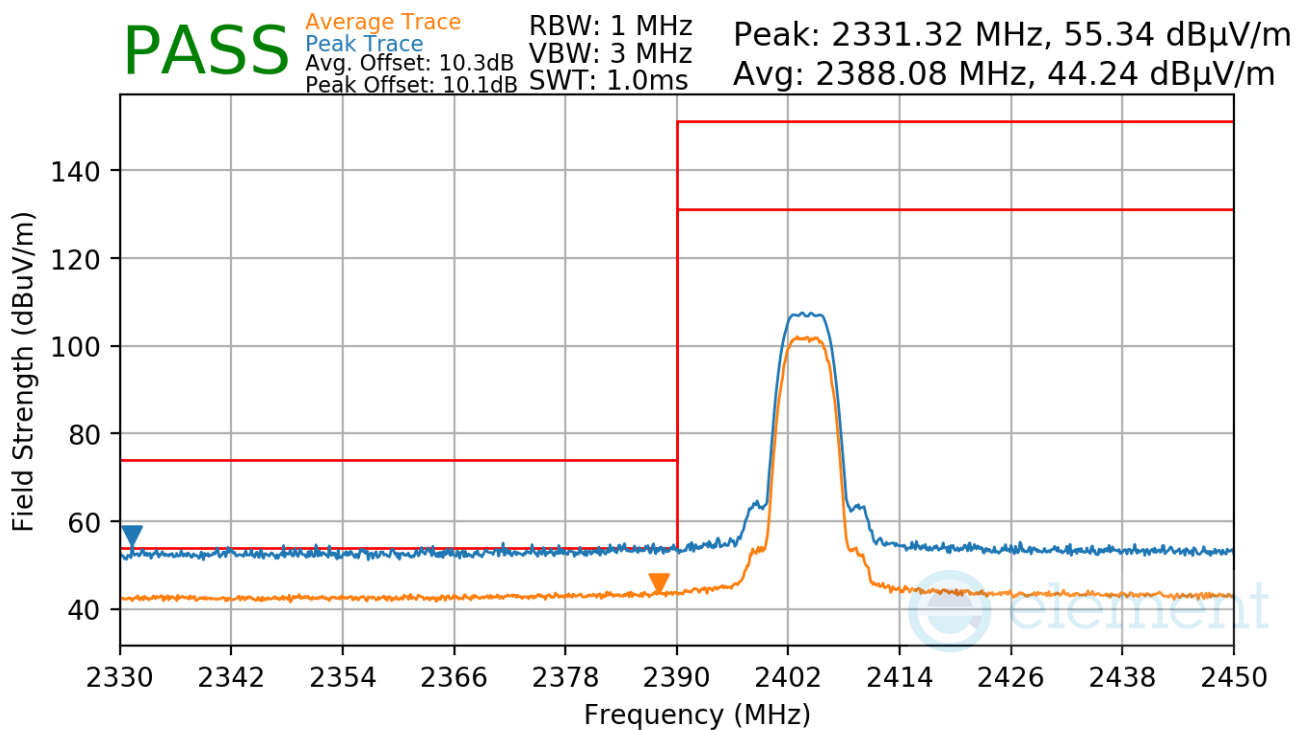
Data Rate: 8Mbps

Power Scheme: ePA

Measurement Distance: 3 Meters

Operating Frequency: 2404MHz

Channel: 1



Plot 7-127. Radiated Restricted Lower Band Edge Measurement Antenna WF7

FCC ID: BCGA2925 IC: 579C-A2925		MEASUREMENT REPORT (CERTIFICATION)	Approved by: Technical Manager
Test Report S/N: 1C2311270069-05.BCG	Test Dates: 11/29/23 - 2/14/2024	EUT Type: Tablet Device	Page 106 of 125

V 10.6 09/14/2023

Unless otherwise specified, no part of this report may be reproduced or utilized in any part, form or by any means, electronic or mechanical, including photocopying and microfilm, without permission in writing from Element Materials Technology. If you have any questions about this or have an enquiry about obtaining additional rights to this report or assembly of contents thereof, please contact [ct.info@element.com](mailto:ct.info@element.com).

Bluetooth Mode: HDR4

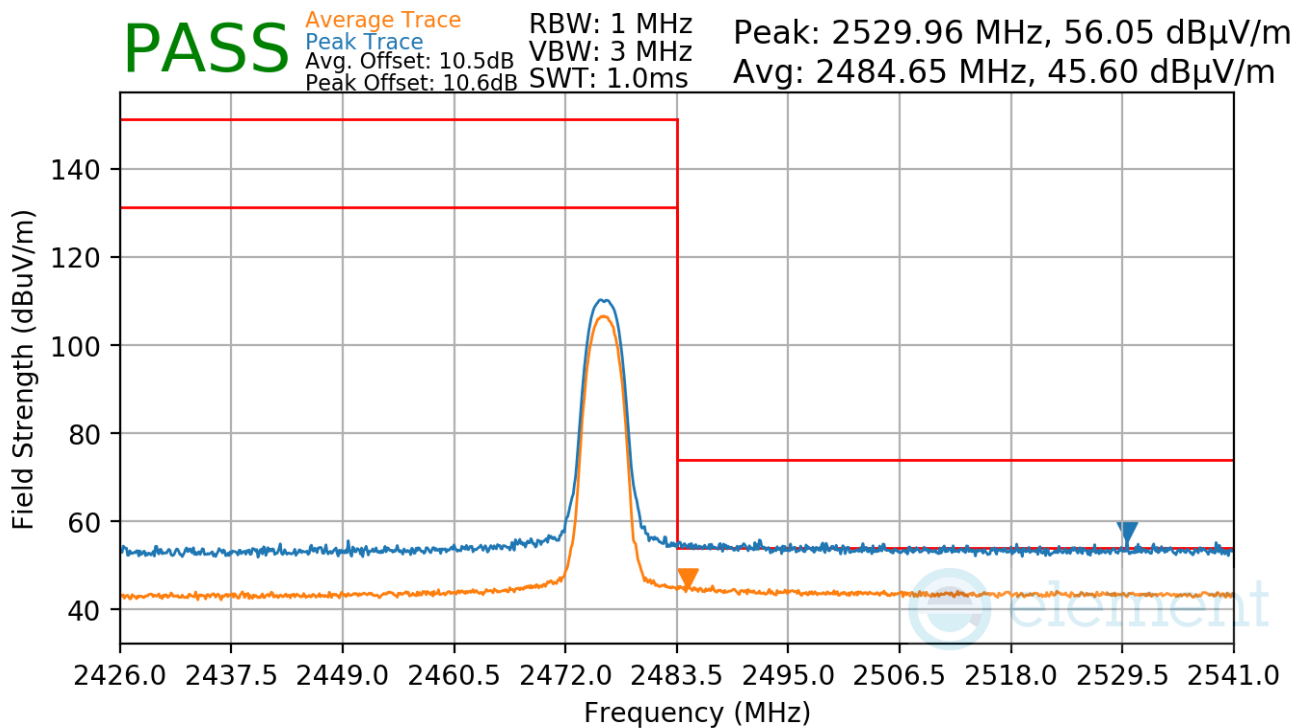
Data Rate: 4Mbps

Power Scheme: ePA

Measurement Distance: 3 Meters

Operating Frequency: 2476MHz

Channel: 73



**Plot 7-128. Radiated Restricted Upper Band Edge Measurement Antenna WF7**

FCC ID: BCGA2925 IC: 579C-A2925		MEASUREMENT REPORT (CERTIFICATION)	Approved by: Technical Manager
Test Report S/N: 1C2311270069-05.BCG	Test Dates: 11/29/23 - 2/14/2024	EUT Type: Tablet Device	Page 107 of 125

V 10.6 09/14/2023

Unless otherwise specified, no part of this report may be reproduced or utilized in any part, form or by any means, electronic or mechanical, including photocopying and microfilm, without permission in writing from Element Materials Technology. If you have any questions about this or have an enquiry about obtaining additional rights to this report or assembly of contents thereof, please contact [ct.info@element.com](mailto:ct.info@element.com).

Bluetooth Mode: HDR8

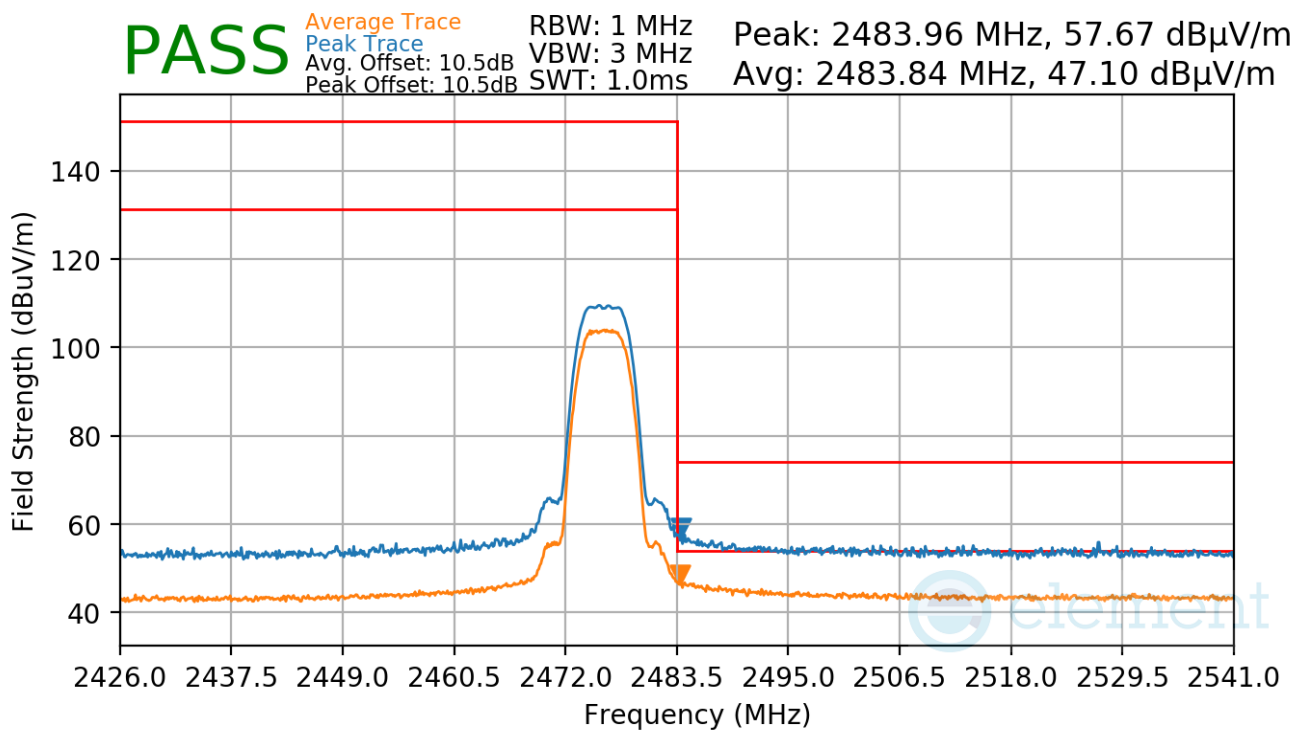
Data Rate: 8Mbps

Power Scheme: ePA

Measurement Distance: 3 Meters

Operating Frequency: 2476MHz

Channel: 73



**Plot 7-129. Radiated Restricted Upper Band Edge Measurement Antenna WF7**

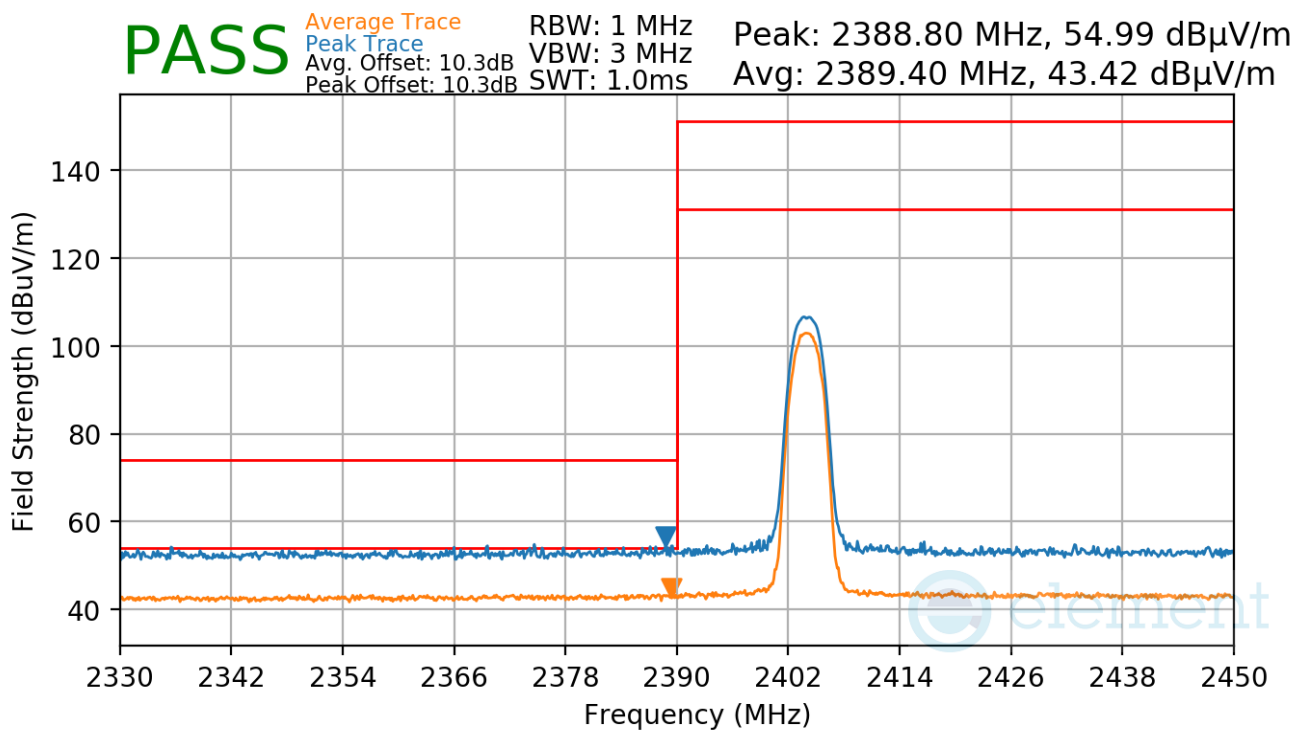
FCC ID: BCGA2925 IC: 579C-A2925		MEASUREMENT REPORT (CERTIFICATION)	Approved by: Technical Manager
Test Report S/N: 1C2311270069-05.BCG	Test Dates: 11/29/23 - 2/14/2024	EUT Type: Tablet Device	Page 108 of 125

V 10.6 09/14/2023

Unless otherwise specified, no part of this report may be reproduced or utilized in any part, form or by any means, electronic or mechanical, including photocopying and microfilm, without permission in writing from Element Materials Technology. If you have any questions about this or have an enquiry about obtaining additional rights to this report or assembly of contents thereof, please contact [ct.info@element.com](mailto:ct.info@element.com).

## Antenna WF9

Bluetooth Mode:	HDR4
Data Rate:	4Mbps
Power Scheme:	ePA
Measurement Distance:	3 Meters
Operating Frequency:	2404MHz
Channel:	1



**Plot 7-130. Radiated Restricted Lower Band Edge Measurement Antenna WF9**

FCC ID: BCGA2925 IC: 579C-A2925		MEASUREMENT REPORT (CERTIFICATION)	Approved by: Technical Manager
Test Report S/N: 1C2311270069-05.BCG	Test Dates: 11/29/23 - 2/14/2024	EUT Type: Tablet Device	Page 109 of 125

V 10.6 09/14/2023

Unless otherwise specified, no part of this report may be reproduced or utilized in any part, form or by any means, electronic or mechanical, including photocopying and microfilm, without permission in writing from Element Materials Technology. If you have any questions about this or have an enquiry about obtaining additional rights to this report or assembly of contents thereof, please contact [ct.info@element.com](mailto:ct.info@element.com).

Bluetooth Mode: HDR8

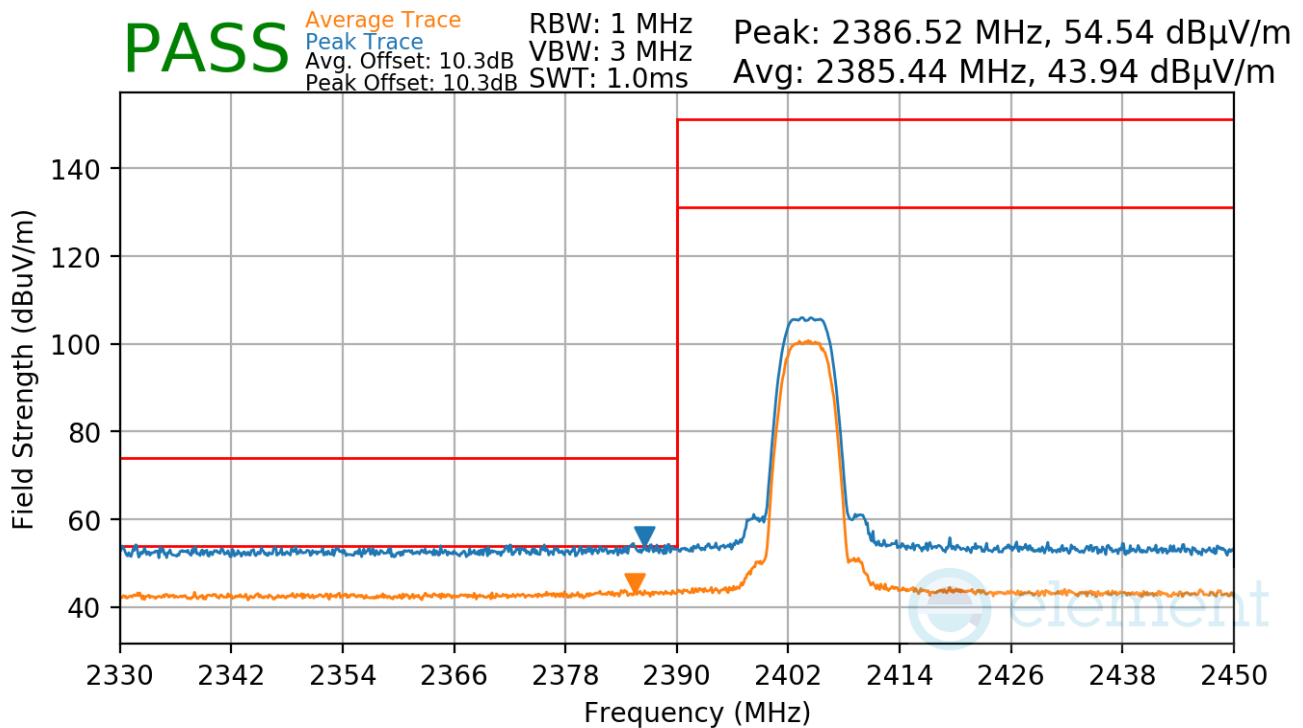
Data Rate: 8Mbps

Power Scheme: ePA

Measurement Distance: 3 Meters

Operating Frequency: 2404MHz

Channel: 1



**Plot 7-131. Radiated Restricted Lower Band Edge Measurement Antenna WF9**

FCC ID: BCGA2925 IC: 579C-A2925		MEASUREMENT REPORT (CERTIFICATION)	Approved by: Technical Manager
Test Report S/N: 1C2311270069-05.BCG	Test Dates: 11/29/23 - 2/14/2024	EUT Type: Tablet Device	Page 110 of 125

V 10.6 09/14/2023

Unless otherwise specified, no part of this report may be reproduced or utilized in any part, form or by any means, electronic or mechanical, including photocopying and microfilm, without permission in writing from Element Materials Technology. If you have any questions about this or have an enquiry about obtaining additional rights to this report or assembly of contents thereof, please contact [ct.info@element.com](mailto:ct.info@element.com).

Bluetooth Mode: HDR4

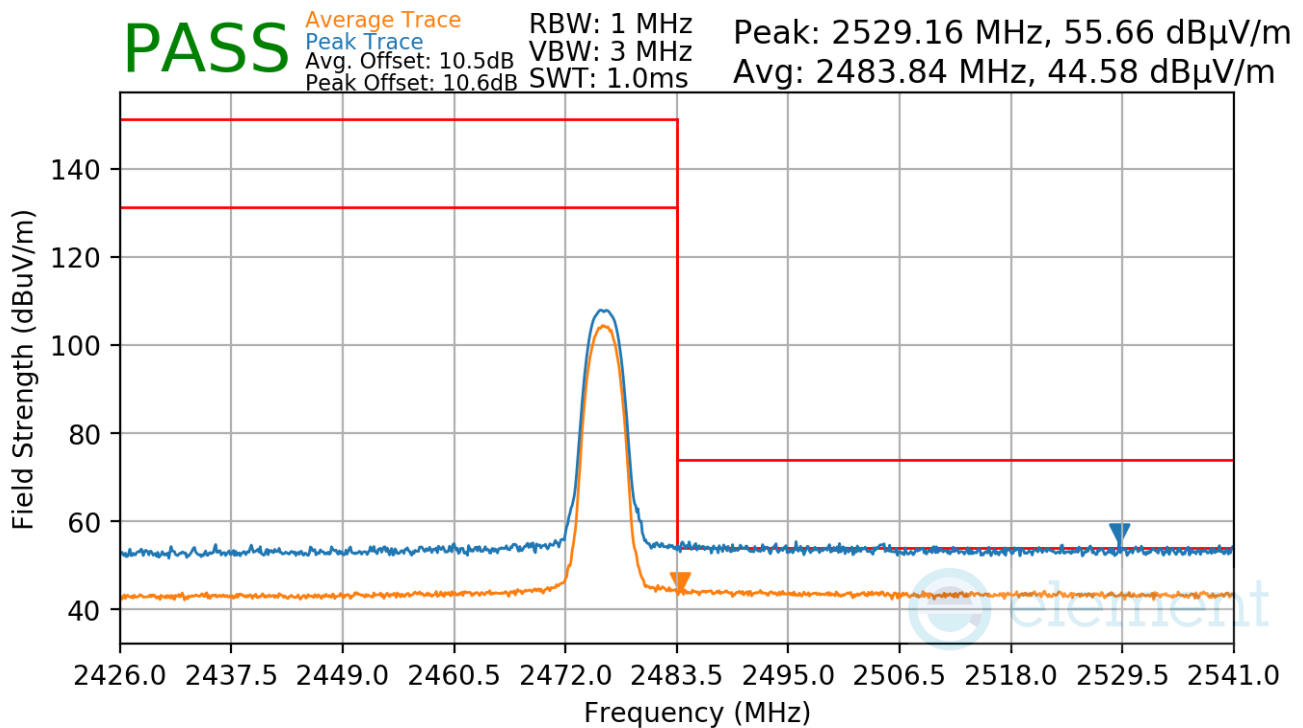
Data Rate: 4Mbps

Power Scheme: ePA

Measurement Distance: 3 Meters

Operating Frequency: 2476MHz

Channel: 73



**Plot 7-132. Radiated Restricted Upper Band Edge Measurement Antenna WF9**

FCC ID: BCGA2925 IC: 579C-A2925		MEASUREMENT REPORT (CERTIFICATION)	Approved by: Technical Manager
Test Report S/N: 1C2311270069-05.BCG	Test Dates: 11/29/23 - 2/14/2024	EUT Type: Tablet Device	Page 111 of 125

V 10.6 09/14/2023

Unless otherwise specified, no part of this report may be reproduced or utilized in any part, form or by any means, electronic or mechanical, including photocopying and microfilm, without permission in writing from Element Materials Technology. If you have any questions about this or have an enquiry about obtaining additional rights to this report or assembly of contents thereof, please contact [ct.info@element.com](mailto:ct.info@element.com).

Bluetooth Mode: HDR8

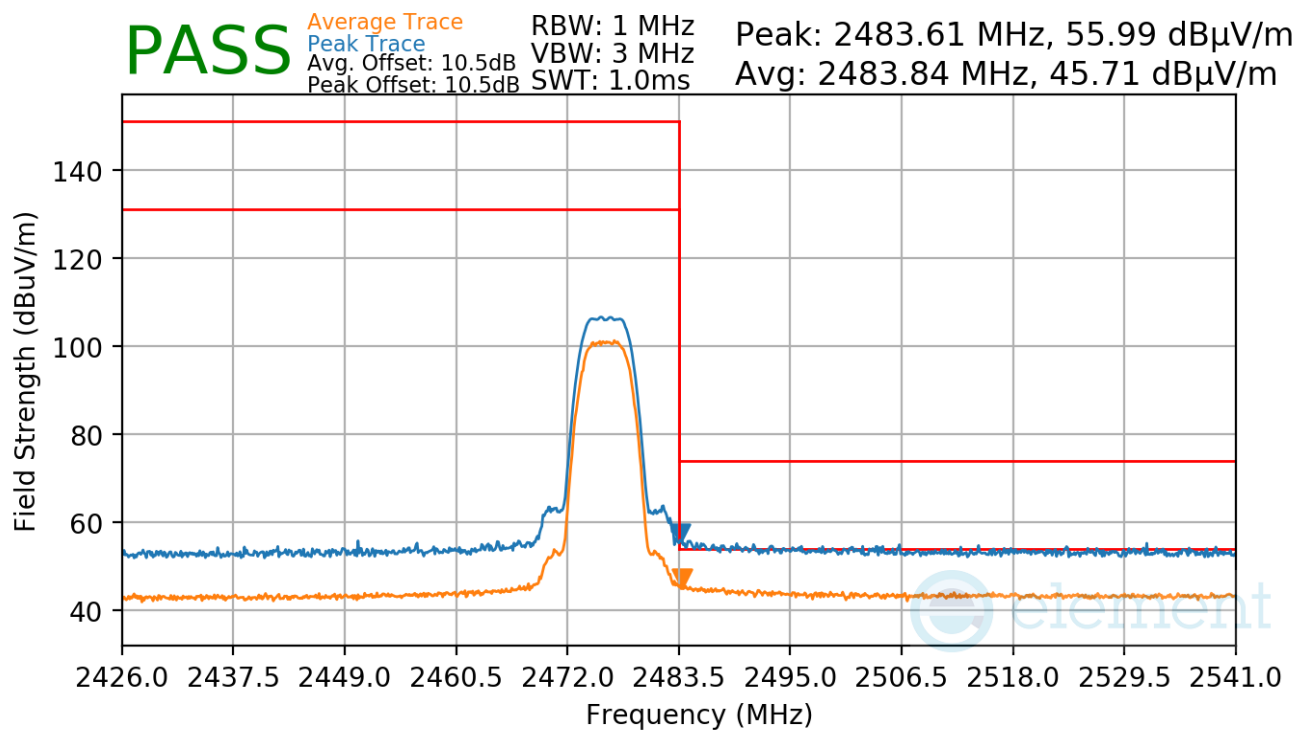
Data Rate: 8Mbps

Power Scheme: ePA

Measurement Distance: 3 Meters

Operating Frequency: 2476MHz

Channel: 73



**Plot 7-133. Radiated Restricted Upper Band Edge Measurement Antenna WF9**

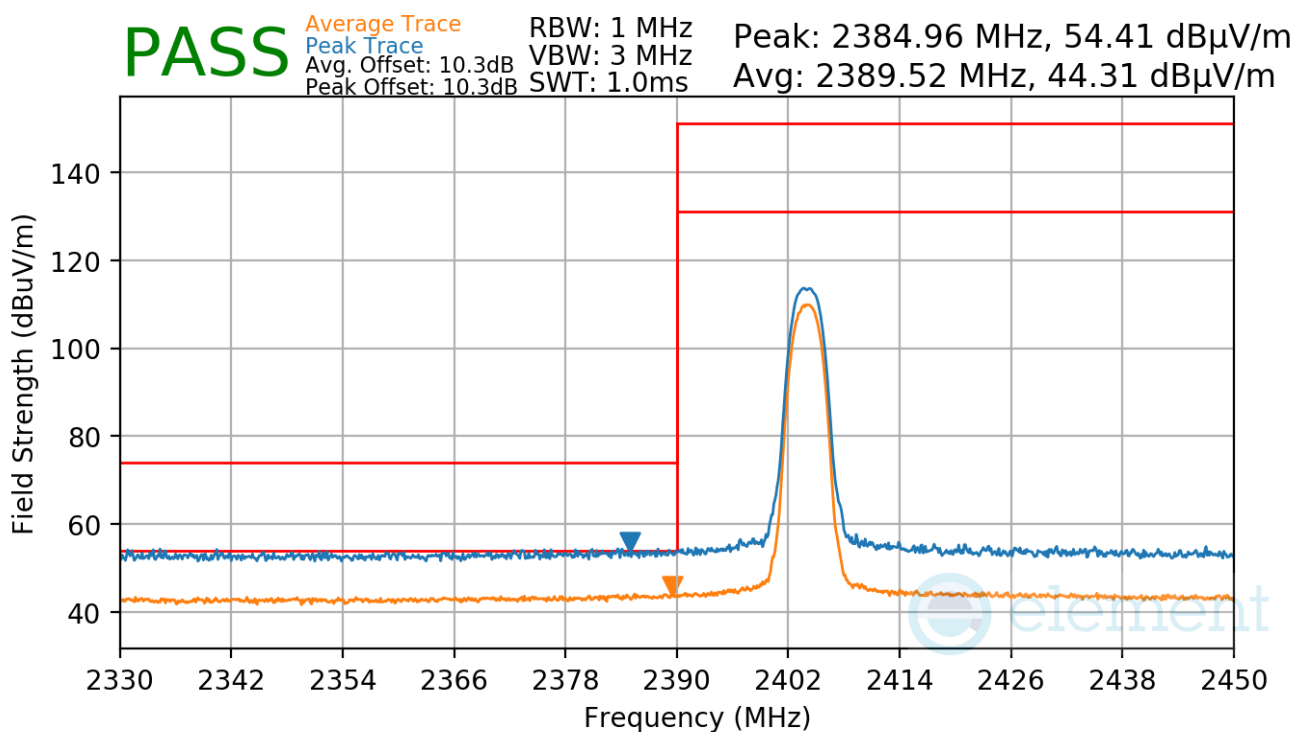
FCC ID: BCGA2925 IC: 579C-A2925		MEASUREMENT REPORT (CERTIFICATION)	Approved by: Technical Manager
Test Report S/N: 1C2311270069-05.BCG	Test Dates: 11/29/23 - 2/14/2024	EUT Type: Tablet Device	Page 112 of 125

V 10.6 09/14/2023

Unless otherwise specified, no part of this report may be reproduced or utilized in any part, form or by any means, electronic or mechanical, including photocopying and microfilm, without permission in writing from Element Materials Technology. If you have any questions about this or have an enquiry about obtaining additional rights to this report or assembly of contents thereof, please contact [ct.info@element.com](mailto:ct.info@element.com).

## TxBF

Bluetooth Mode:	HDR4
Data Rate:	4Mbps
Power Scheme:	ePA
Measurement Distance:	3 Meters
Operating Frequency:	2404MHz
Channel:	1



Plot 7-134. Radiated Restricted Lower Band Edge Measurement TxBF

FCC ID: BCGA2925 IC: 579C-A2925		MEASUREMENT REPORT (CERTIFICATION)	Approved by: Technical Manager
Test Report S/N: 1C2311270069-05.BCG	Test Dates: 11/29/23 - 2/14/2024	EUT Type: Tablet Device	Page 113 of 125

V 10.6 09/14/2023

Unless otherwise specified, no part of this report may be reproduced or utilized in any part, form or by any means, electronic or mechanical, including photocopying and microfilm, without permission in writing from Element Materials Technology. If you have any questions about this or have an enquiry about obtaining additional rights to this report or assembly of contents thereof, please contact [ct.info@element.com](mailto:ct.info@element.com).

Bluetooth Mode: HDR8

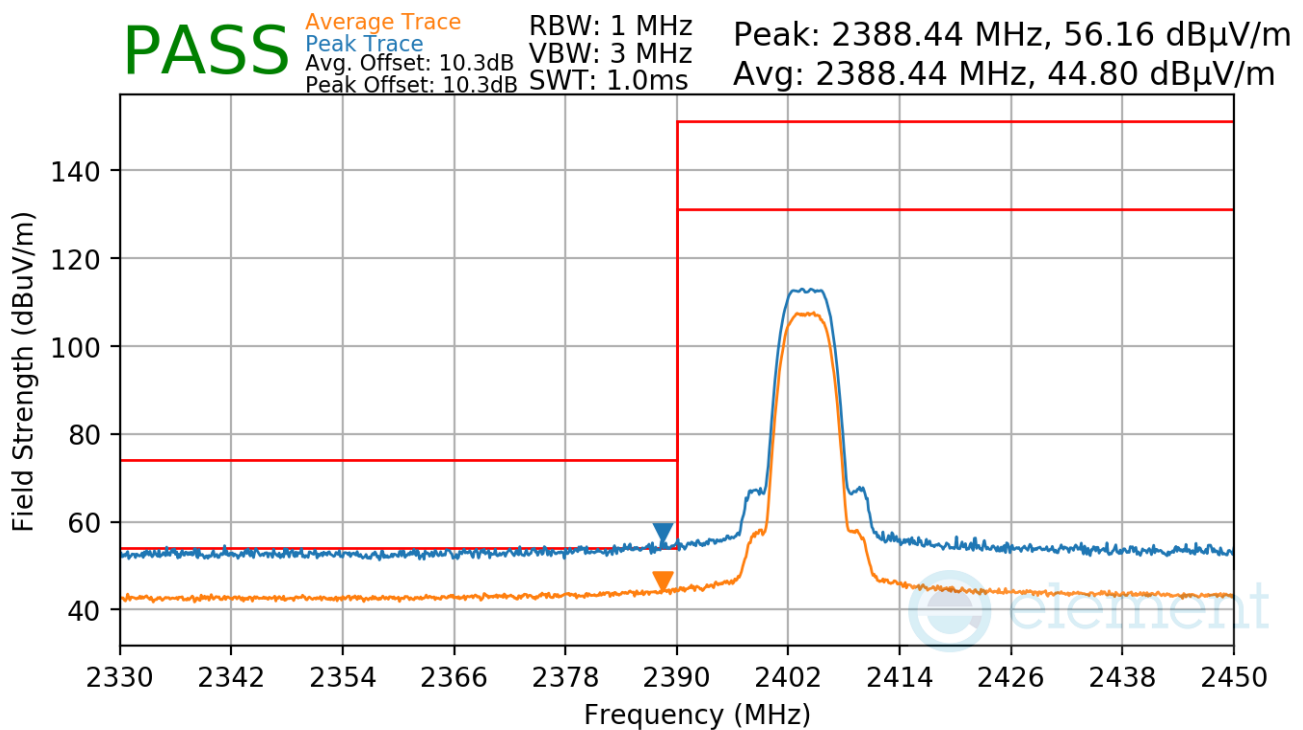
Data Rate: 8Mbps

Power Scheme: ePA

Measurement Distance: 3 Meters

Operating Frequency: 2404MHz

Channel: 1



**Plot 7-135. Radiated Restricted Lower Band Edge Measurement TxBF**

FCC ID: BCGA2925 IC: 579C-A2925		MEASUREMENT REPORT (CERTIFICATION)	Approved by: Technical Manager
Test Report S/N: 1C2311270069-05.BCG	Test Dates: 11/29/23 - 2/14/2024	EUT Type: Tablet Device	Page 114 of 125

V 10.6 09/14/2023

Unless otherwise specified, no part of this report may be reproduced or utilized in any part, form or by any means, electronic or mechanical, including photocopying and microfilm, without permission in writing from Element Materials Technology. If you have any questions about this or have an enquiry about obtaining additional rights to this report or assembly of contents thereof, please contact [ct.info@element.com](mailto:ct.info@element.com).

Bluetooth Mode: HDR4

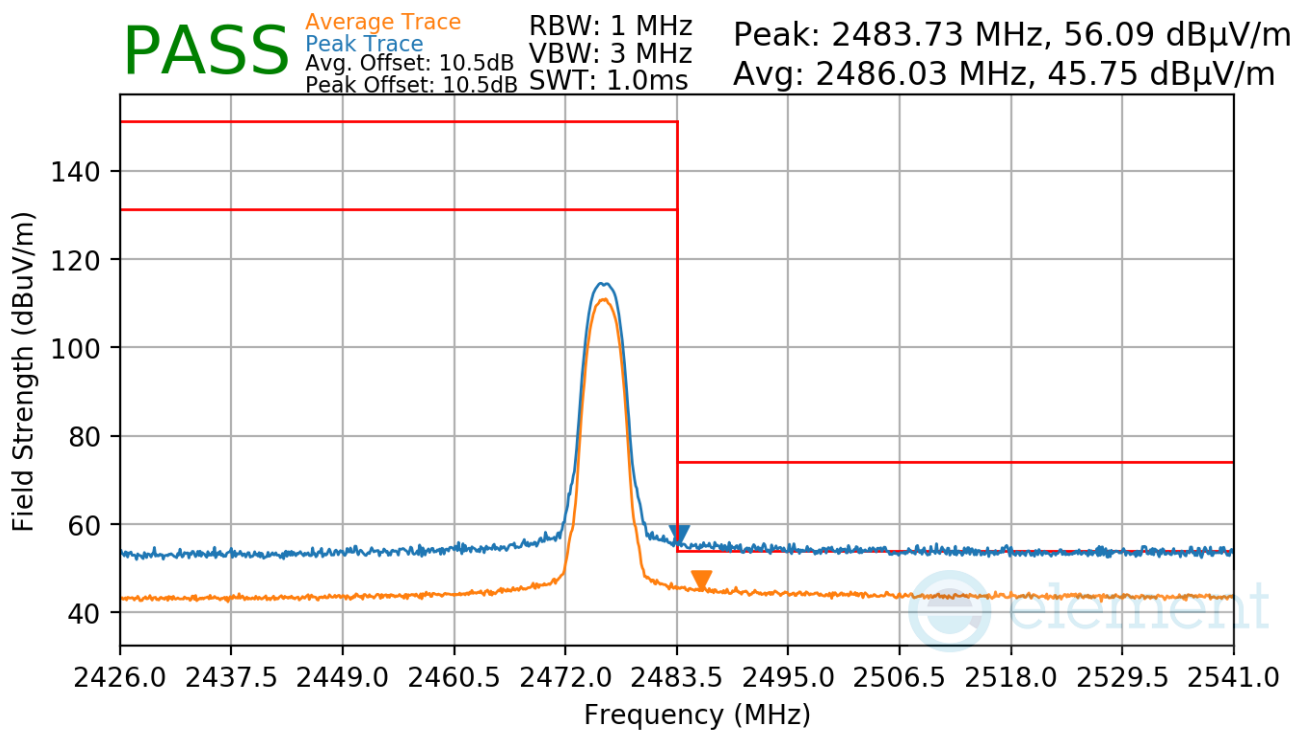
Data Rate: 4Mbps

Power Scheme: ePA

Measurement Distance: 3 Meters

Operating Frequency: 2476MHz

Channel: 73



**Plot 7-136. Radiated Restricted Upper Band Edge Measurement TxBF**

FCC ID: BCGA2925 IC: 579C-A2925		MEASUREMENT REPORT (CERTIFICATION)	Approved by: Technical Manager
Test Report S/N: 1C2311270069-05.BCG	Test Dates: 11/29/23 - 2/14/2024	EUT Type: Tablet Device	Page 115 of 125

V 10.6 09/14/2023

Unless otherwise specified, no part of this report may be reproduced or utilized in any part, form or by any means, electronic or mechanical, including photocopying and microfilm, without permission in writing from Element Materials Technology. If you have any questions about this or have an enquiry about obtaining additional rights to this report or assembly of contents thereof, please contact [ct.info@element.com](mailto:ct.info@element.com).

Bluetooth Mode: HDR8

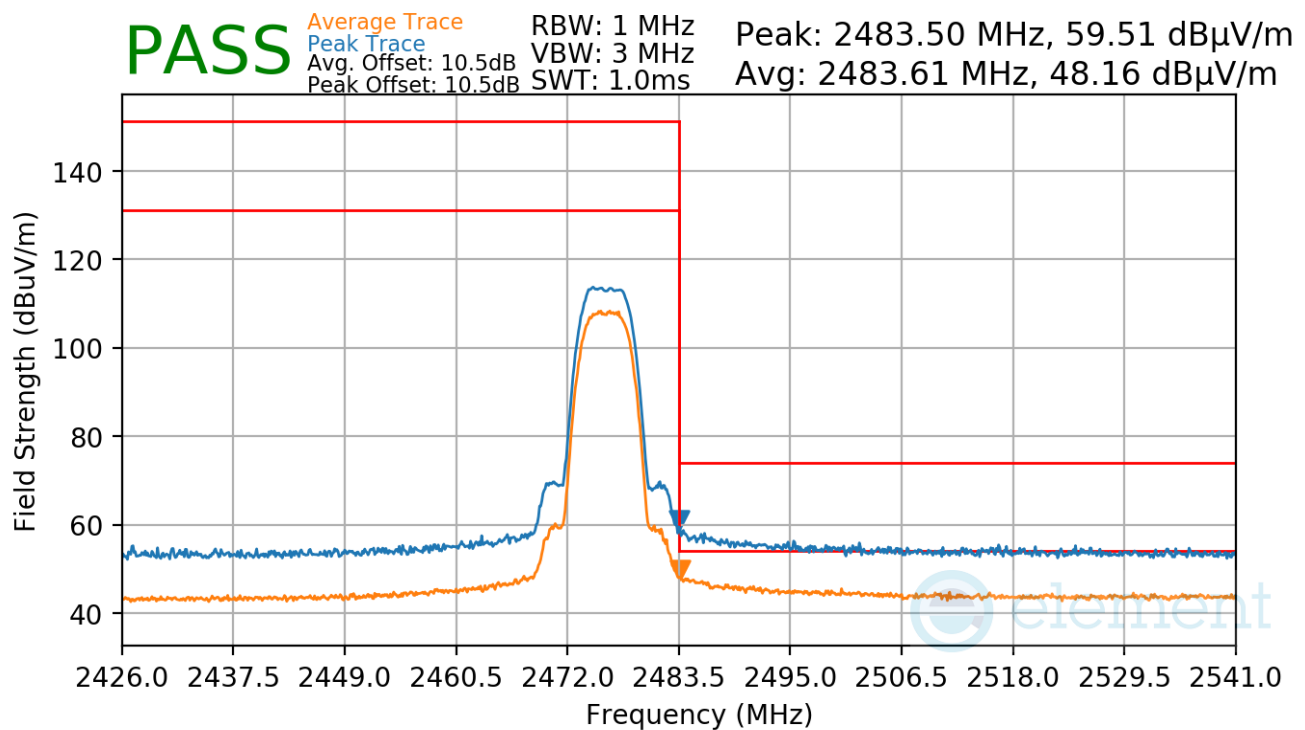
Data Rate: 8Mbps

Power Scheme: ePA

Measurement Distance: 3 Meters

Operating Frequency: 2476MHz

Channel: 73



**Plot 7-137. Radiated Restricted Upper Band Edge Measurement TxBF**

FCC ID: BCGA2925 IC: 579C-A2925		MEASUREMENT REPORT (CERTIFICATION)	Approved by: Technical Manager
Test Report S/N: 1C2311270069-05.BCG	Test Dates: 11/29/23 - 2/14/2024	EUT Type: Tablet Device	Page 116 of 125

V 10.6 09/14/2023

Unless otherwise specified, no part of this report may be reproduced or utilized in any part, form or by any means, electronic or mechanical, including photocopying and microfilm, without permission in writing from Element Materials Technology. If you have any questions about this or have an enquiry about obtaining additional rights to this report or assembly of contents thereof, please contact [ct.info@element.com](mailto:ct.info@element.com).

## 7.8 Radiated Spurious Emissions – Below 1GHz

§15.209; RSS-Gen [8.9]

### Test Overview and Limit

All out of band radiated spurious emissions are measured with a spectrum analyzer connected to a receive antenna while the EUT is operating at its maximum duty cycle, at maximum power, and at the appropriate frequencies. All data rates and modes were investigated for radiated spurious emissions. Only the radiated emissions of the configuration that produced the worst case emissions are reported in this section.

***All out of band emissions appearing in a restricted band as specified in Section 15.205 of the Title 47 CFR and Table 7 of RSS-Gen (8.10) must not exceed the limits shown in Table 7-30 per Section 15.209 and RSS-Gen (8.9).***

Frequency	Field Strength [μV/m]	Measured Distance [Meters]
0.009 – 0.490 MHz	2400/F (kHz)	300
0.490 – 1.705 MHz	24000/F (kHz)	30
1.705 – 30.00 MHz	30	30
30.00 – 88.00 MHz	100	3
88.00 – 216.0 MHz	150	3
216.0 – 960.0 MHz	200	3
Above 960.0 MHz	500	3

**Table 7-30. Radiated Limits**

### Test Procedures Used

ANSI C63.10-2013

### Test Settings

#### Quasi-Peak Field Strength Measurements

1. Analyzer center frequency was set to the frequency of the radiated spurious emission of interest
2. RBW = 120kHz (for emissions from 30MHz – 1GHz)
3. Detector = quasi-peak
4. Sweep time = auto couple
5. Trace mode = max hold
6. Trace was allowed to stabilize

#### Peak Field Strength Measurements

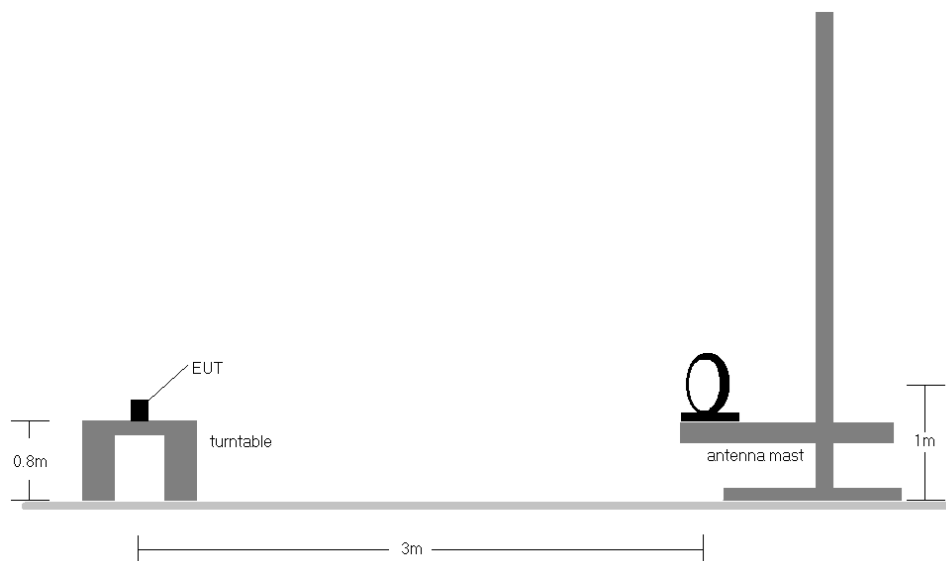
1. Analyzer center frequency was set to the frequency of the radiated spurious emission of interest
2. RBW = 120kHz (for emissions from 30MHz – 1GHz)
3. VBW = 300kHz
4. Detector = peak
5. Sweep time = auto couple
6. Trace mode = max hold
7. Trace was allowed to stabilize

FCC ID: BCGA2925 IC: 579C-A2925		MEASUREMENT REPORT (CERTIFICATION)	Approved by: Technical Manager
Test Report S/N: 1C2311270069-05.BCG	Test Dates: 11/29/23 - 2/14/2024	EUT Type: Tablet Device	Page 117 of 125

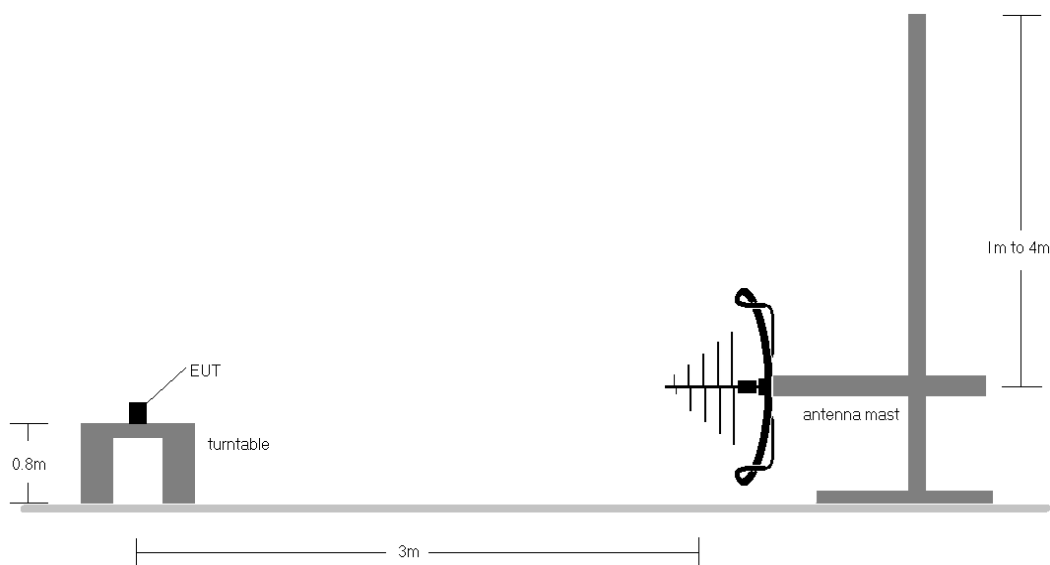
V 10.6 09/14/2023

## Test Setup

The EUT and measurement equipment were set up as shown in the diagrams below.



**Figure 7-7. Radiated Test Setup < 30MHz**



**Figure 7-8. Radiated Test Setup < 1GHz**

FCC ID: BCGA2925 IC: 579C-A2925		MEASUREMENT REPORT (CERTIFICATION)	Approved by: Technical Manager
Test Report S/N: 1C2311270069-05.BCG	Test Dates: 11/29/23 - 2/14/2024	EUT Type: Tablet Device	Page 118 of 125

V 10.6 09/14/2023

Unless otherwise specified, no part of this report may be reproduced or utilized in any part, form or by any means, electronic or mechanical, including photocopying and microfilm, without permission in writing from Element Materials Technology. If you have any questions about this or have an enquiry about obtaining additional rights to this report or assembly of contents thereof, please contact [ct.info@element.com](mailto:ct.info@element.com).

## Test Notes

1. All emissions lying in restricted bands specified in §15.205 and RSS-Gen(8.10) are below the limit shown in Table 7-30.
2. The broadband receive antenna is manipulated through vertical and horizontal polarizations during the tests. The EUT is manipulated through three orthogonal planes. For below 30MHz the loop antenna was positioned in 3 orthogonal planes (X front, Y side, Z top) to determine the orientation resulting in the worst case emissions.
3. This unit was tested with its standard battery.
4. The spectrum is investigated using a peak detector and final measurements are recorded using CISPR quasi peak detector on emissions that were within 6dB of the limit.
5. Emissions were measured at a 3 meter test distance.
6. Emissions are investigated while operating on the center channel of the mode, band, and modulation that produced the worst case results during the transmitter spurious emissions testing.
7. No spurious emissions were detected within 20dB of the limit below 30MHz.
8. The results recorded using the broadband antenna is known to correlate with the results obtained by using a tuned dipole with an acceptable degree of accuracy. The VSWR for the measurement antenna was found to be less than 2:1.
9. The wide spectrum spurious emissions plots shown on the following pages are used only for the purpose of emission identification. There were no emissions detected in the 30MHz – 1GHz frequency range, as shown in the subsequent plots.
10. All supported modulation, antenna (including TxBF mode) and power schemes have been tested on the unit and only worst case configuration is reported.
11. Both configurations below were investigated, and the worst case has been reported.
  - a. EUT powered by AC/DC adaptor via USB-C cable with wire charger
  - b. EUT powered by host PC via USB-C cable with wire charger

## Sample Calculations

### Determining Spurious Emissions Levels

- Field Strength Level  $[\text{dB}\mu\text{V/m}] = \text{Analyzer Level} [\text{dBm}] + 107 + \text{AFCL} [\text{dB/m}]$
- $\text{AFCL} [\text{dB/m}] = \text{Antenna Factor} [\text{dB/m}] + \text{Cable Loss} [\text{dB}] - \text{Preamplifier Gain} [\text{dB}]$
- $\text{Margin} [\text{dB}] = \text{Field Strength Level} [\text{dB}\mu\text{V/m}] - \text{Limit} [\text{dB}\mu\text{V/m}]$

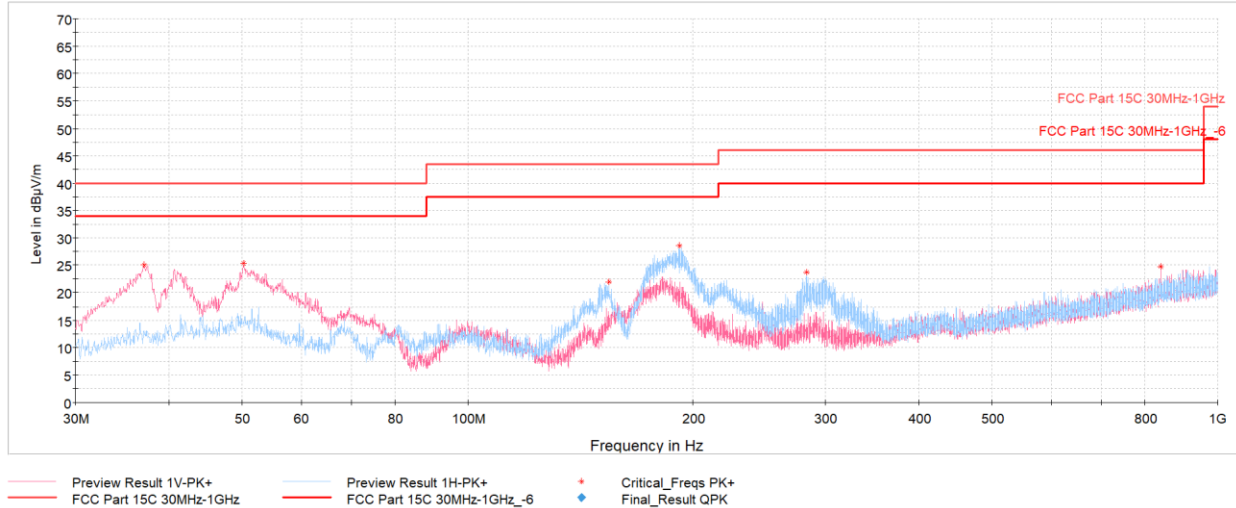
FCC ID: BCGA2925 IC: 579C-A2925		MEASUREMENT REPORT (CERTIFICATION)	Approved by: Technical Manager
Test Report S/N: 1C2311270069-05.BCG	Test Dates: 11/29/23 - 2/14/2024	EUT Type: Tablet Device	Page 119 of 125

V 10.6 09/14/2023

## Radiated Spurious Emissions Measurements (Below 1GHz)

§15.209; RSS-Gen [8.9]

### TxBF



Plot 7-138. Radiated Spurious Emissions Below 1GHz TxBF (4Mbps, ePA – Ch.38 with AC/DC Adapter)

Frequency [MHz]	Detector	Ant. Pol. [H/V]	Antenna Height [cm]	Turntable Azimuth [degree]	Analyzer Level [dBm]	AFCL [dB/m]	Field Strength [dBµV/m]	Limit [dBµV/m]	Margin [dB]
37.08	Max-Peak	V	100	297	-66.81	-15.21	24.98	40.00	-15.02
50.27	Max-Peak	V	100	44	-68.52	-13.10	25.38	40.00	-14.62
154.26	Max-Peak	H	200	199	-65.12	-19.97	21.91	43.52	-21.61
191.75	Max-Peak	H	100	219	-61.09	-17.29	28.62	43.52	-14.90
282.93	Max-Peak	H	100	11	-68.23	-14.99	23.78	46.02	-22.24
839.17	Max-Peak	V	200	241	-78.89	-3.34	24.77	46.02	-21.25

Table 7-31. Radiated Spurious Emissions Below 1GHz TxBF (4Mbps, ePA – Ch.38 with AC/DC Adapter)

FCC ID: BCGA2925 IC: 579C-A2925		MEASUREMENT REPORT (CERTIFICATION)	Approved by: Technical Manager
Test Report S/N: 1C2311270069-05.BCG	Test Dates: 11/29/23 - 2/14/2024	EUT Type: Tablet Device	Page 120 of 125

V 10.6 09/14/2023

Unless otherwise specified, no part of this report may be reproduced or utilized in any part, form or by any means, electronic or mechanical, including photocopying and microfilm, without permission in writing from Element Materials Technology. If you have any questions about this or have an enquiry about obtaining additional rights to this report or assembly of contents thereof, please contact [ct.info@element.com](mailto:ct.info@element.com).

## 7.9 AC Line-Conducted Emissions Measurement

§15.207; RSS-Gen [8.8]

### Test Overview and Limit

All AC line conducted spurious emissions are measured with a receiver connected to a grounded LISN while the EUT is operating at its maximum duty cycle, at maximum power, and at the appropriate frequencies. All data rates and modes were investigated for AC Line conducted spurious emissions. Only the conducted emissions of the configuration that produced the worst case emissions are reported in this section.

**All conducted emissions must not exceed the limits shown in the table below, per Section 15.207 and RSS-Gen (8.8).**

Frequency of emission (MHz)	Conducted Limit (dB $\mu$ V)	
	Quasi-peak	Average
0.15 – 0.5	66 to 56*	56 to 46*
0.5 – 5	56	46
5 – 30	60	50

**Table 7-32. Conducted Limits**

\*Decreases with the logarithm of the frequency.

### Test Procedures Used

ANSI C63.10-2013 – Subclause 6.2

### Test Settings

#### Quasi-Peak Measurements

1. Analyzer center frequency was set to the frequency of the spurious emission of interest
2. RBW = 9kHz (for emissions from 150kHz – 30MHz)
3. Detector = quasi-peak
4. Sweep time = auto couple
5. Trace mode = max hold
6. Trace was allowed to stabilize

#### Average Measurements

1. Analyzer center frequency was set to the frequency of the spurious emission of interest
2. RBW = 9kHz (for emissions from 150kHz – 30MHz)
3. Detector = RMS
4. Sweep time = auto couple
5. Trace mode = max hold
6. Trace was allowed to stabilize

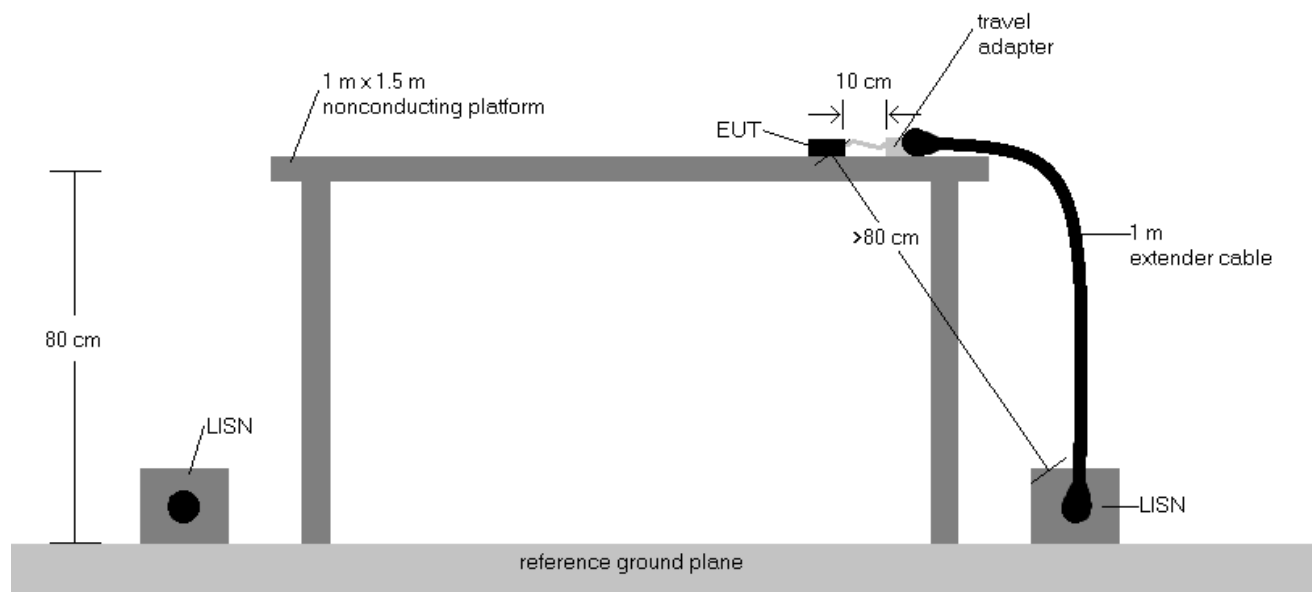
FCC ID: BCGA2925 IC: 579C-A2925		MEASUREMENT REPORT (CERTIFICATION)	Approved by: Technical Manager
Test Report S/N: 1C2311270069-05.BCG	Test Dates: 11/29/23 - 2/14/2024	EUT Type: Tablet Device	Page 121 of 125

V 10.6 09/14/2023

Unless otherwise specified, no part of this report may be reproduced or utilized in any part, form or by any means, electronic or mechanical, including photocopying and microfilm, without permission in writing from Element Materials Technology. If you have any questions about this or have an enquiry about obtaining additional rights to this report or assembly of contents thereof, please contact [ct.info@element.com](mailto:ct.info@element.com).

## Test Setup

The EUT and measurement equipment were set up as shown in the diagram below.



**Figure 7-9. Test Instrument & Measurement Setup**

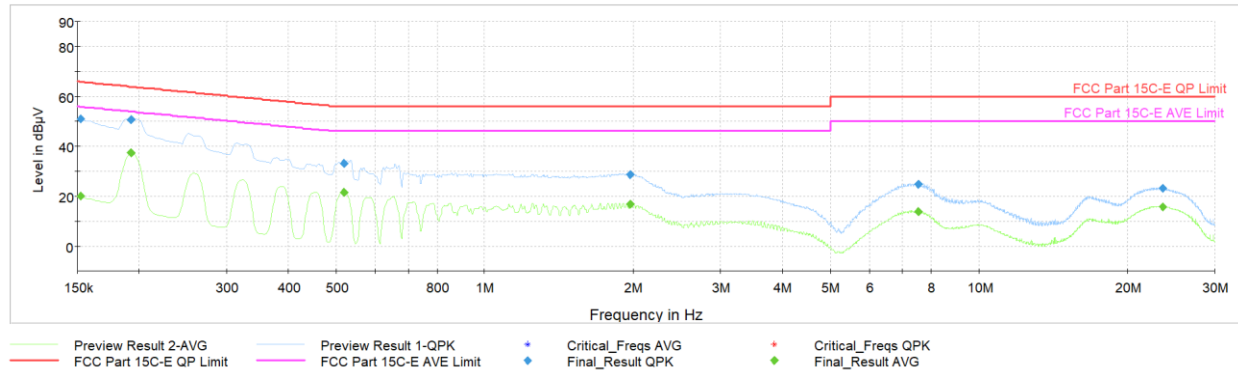
## Test Notes

- All modes of operation were investigated and the worst-case emissions are reported. The emissions found were not affected by the choice of channel used during testing.
- Both configurations below were investigated, and the worst case has been reported.
  - EUT powered by AC/DC adaptor via USB-C cable with wire charger
  - EUT powered by host PC via USB-C cable with wire charger
- The limit for an intentional radiator from 150kHz to 30MHz are specified in Part 15.207 and RSS-Gen(8.8).
- $\text{Corr. (dB)} = \text{Cable loss (dB)} + \text{LISN insertion factor (dB)}$
- $\text{QP/AV Level (dB}\mu\text{V)} = \text{QP/AV Analyzer/Receiver Level (dB}\mu\text{V)} + \text{Correction Factor (dB)}$
- $\text{Margin (dB)} = \text{QP/AV Level (dB}\mu\text{V)} - \text{QP/AV Limit (dB}\mu\text{V)}$
- Traces shown in plot are made using quasi peak and average detectors.
- Deviations to the Specifications: None.

FCC ID: BCGA2925 IC: 579C-A2925		MEASUREMENT REPORT (CERTIFICATION)	Approved by: Technical Manager
Test Report S/N: 1C2311270069-05.BCG	Test Dates: 11/29/23 - 2/14/2024	EUT Type: Tablet Device	Page 122 of 125

V 10.6 09/14/2023

Unless otherwise specified, no part of this report may be reproduced or utilized in any part, form or by any means, electronic or mechanical, including photocopying and microfilm, without permission in writing from Element Materials Technology. If you have any questions about this or have an enquiry about obtaining additional rights to this report or assembly of contents thereof, please contact [ct.info@element.com](mailto:ct.info@element.com).



**Plot 7-139. AC Line Conducted Plot with Bluetooth HDR TxBF (L1, 4Mbps ePA - Ch.38 with Laptop)**

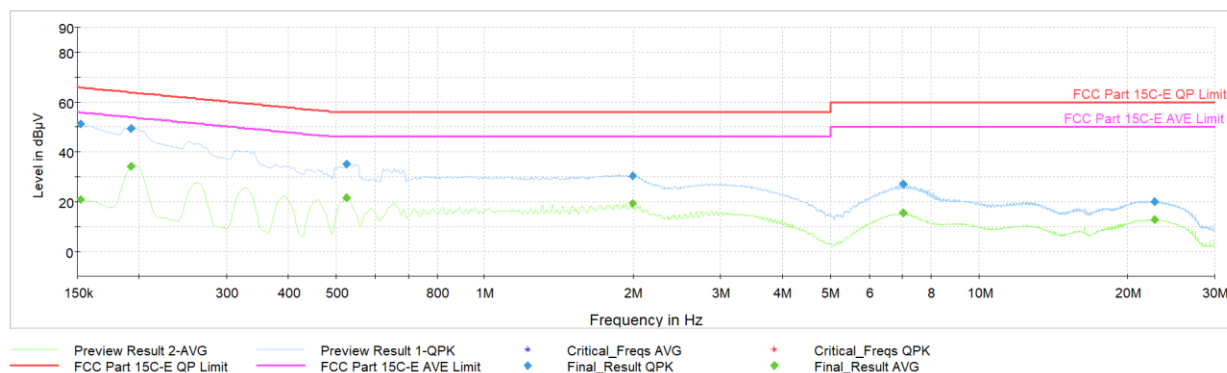
Frequency [MHz]	Process State	QuasiPeak [dBµV]	Average [dBµV]	Limit [dBµV]	Margin [dB]	Line	PE
0.152	FINAL	---	20.12	55.88	-35.76	L1	GND
0.152	FINAL	51.1	---	65.88	-14.79	L1	GND
0.193	FINAL	---	37.33	53.92	-16.59	L1	GND
0.193	FINAL	50.8	---	63.92	-13.15	L1	GND
0.519	FINAL	---	21.76	46.00	-24.24	L1	GND
0.519	FINAL	33.2	---	56.00	-22.84	L1	GND
1.966	FINAL	28.7	---	56.00	-27.29	L1	GND
1.966	FINAL	---	16.73	46.00	-29.27	L1	GND
7.530	FINAL	24.9	---	60.00	-35.06	L1	GND
7.530	FINAL	---	13.78	50.00	-36.22	L1	GND
23.550	FINAL	---	15.76	50.00	-34.24	L1	GND
23.550	FINAL	23.1	---	60.00	-36.90	L1	GND

**Table 7-33. AC Line Conducted Data with Bluetooth HDR TxBF (L1, 4Mbps ePA - Ch.38 with Laptop)**

FCC ID: BCGA2925 IC: 579C-A2925		MEASUREMENT REPORT (CERTIFICATION)	Approved by: Technical Manager
Test Report S/N: 1C2311270069-05.BCG	Test Dates: 11/29/23 - 2/14/2024	EUT Type: Tablet Device	Page 123 of 125

V 10.6 09/14/2023

Unless otherwise specified, no part of this report may be reproduced or utilized in any part, form or by any means, electronic or mechanical, including photocopying and microfilm, without permission in writing from Element Materials Technology. If you have any questions about this or have an enquiry about obtaining additional rights to this report or assembly of contents thereof, please contact [ct.info@element.com](mailto:ct.info@element.com).



**Plot 7-140. AC Line Conducted Plot with Bluetooth HDR TxBF (N, 4Mbps ePA - Ch.38 with Laptop)**

Frequency [MHz]	Process State	QuasiPeak [dBµV]	Average [dBµV]	Limit [dBµV]	Margin [dB]	Line	PE
0.152	FINAL	---	21.06	55.88	-34.82	N	GND
0.152	FINAL	51.3	---	65.88	-14.61	N	GND
0.193	FINAL	---	34.14	53.92	-19.78	N	GND
0.193	FINAL	49.2	---	63.92	-14.71	N	GND
0.526	FINAL	---	21.64	46.00	-24.36	N	GND
0.526	FINAL	35.0	---	56.00	-20.97	N	GND
1.993	FINAL	---	30.3	56.00	-25.69	N	GND
1.993	FINAL	---	19.23	46.00	-26.77	N	GND
7.035	FINAL	27.0	---	60.00	-32.97	N	GND
7.035	FINAL	---	15.59	50.00	-34.41	N	GND
22.718	FINAL	---	12.84	50.00	-37.16	N	GND
22.718	FINAL	20.1	---	60.00	-39.93	N	GND

**Table 7-34. AC Line Conducted Data with Bluetooth HDR TxBF (N, 4Mbps ePA - Ch.38 with Laptop)**

FCC ID: BCGA2925 IC: 579C-A2925		MEASUREMENT REPORT (CERTIFICATION)	Approved by: Technical Manager
Test Report S/N: 1C2311270069-05.BCG	Test Dates: 11/29/23 - 2/14/2024	EUT Type: Tablet Device	Page 124 of 125

V 10.6 09/14/2023

Unless otherwise specified, no part of this report may be reproduced or utilized in any part, form or by any means, electronic or mechanical, including photocopying and microfilm, without permission in writing from Element Materials Technology. If you have any questions about this or have an enquiry about obtaining additional rights to this report or assembly of contents thereof, please contact [ct.info@element.com](mailto:ct.info@element.com).

## 8.0 CONCLUSION

The data collected relate only the item(s) tested and show that the **Apple Tablet Device FCC ID: BCGA2925 and IC: 579C-A2925** is in compliance with Part 15 Subpart C (15.247) of the FCC Rules and RSS-247 of the Innovation, Science and Economic Development Canada Rules.

<b>FCC ID:</b> BCGA2925 <b>IC:</b> 579C-A2925		<b>MEASUREMENT REPORT (CERTIFICATION)</b>	<b>Approved by:</b> Technical Manager
<b>Test Report S/N:</b> 1C2311270069-05.BCG	<b>Test Dates:</b> 11/29/23 - 2/14/2024	<b>EUT Type:</b> Tablet Device	Page 125 of 125

V 10.6 09/14/2023

Unless otherwise specified, no part of this report may be reproduced or utilized in any part, form or by any means, electronic or mechanical, including photocopying and microfilm, without permission in writing from Element Materials Technology. If you have any questions about this or have an enquiry about obtaining additional rights to this report or assembly of contents thereof, please contact [ct.info@element.com](mailto:ct.info@element.com).