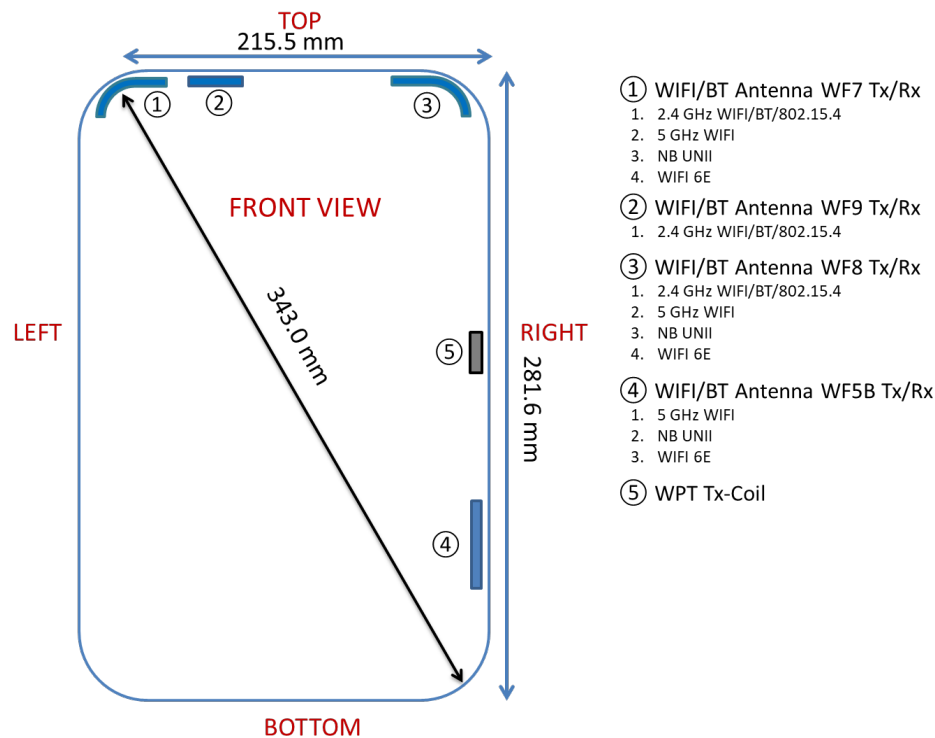


APPENDIX G: DUT ANTENNA DIAGRAM & SAR TEST SETUP PHOTOGRAPHS

FCC ID: BCGA2925	SAR EVALUATION REPORT	Approved by: Technical Manager
DUT Type: Tablet Device		APPENDIX G: Page 1 of 12



Note: Exact antenna dimensions and separation distances are shown in the Technical Descriptions in the FCC Filing.

Figure G-1
DUT Antenna Locations

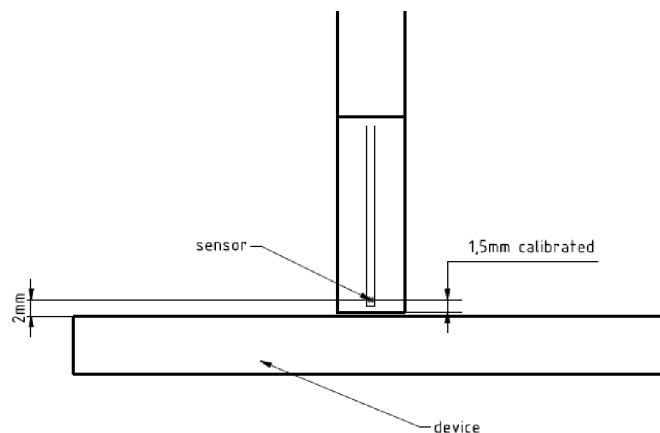




Figure G-2
EUmWVx Probe

Note: Distances below are distance from device surface to sensor-center. Therefore, distances include 1.5 mm for Probe Tip to Sensor Calibration Points.

FCC ID: BCGA2925	SAR EVALUATION REPORT	Approved by: Technical Manager
DUT Type: Tablet Device		APPENDIX G: Page 2 of 12




SAR Test Setup Photo 1: Back Side at 0mm – Ant WF8




SAR Test Setup Photo 2: Back Side at 0mm – Ant WF7

FCC ID: BCGA2925	SAR EVALUATION REPORT	Approved by: Technical Manager
DUT Type: Tablet Device		APPENDIX G: Page 3 of 12




SAR Test Setup Photo 3: Back Side at 0mm – Ant WF9




SAR Test Setup Photo 4: Top Edge at 0mm

FCC ID: BCGA2925	SAR EVALUATION REPORT	Approved by: Technical Manager
DUT Type: Tablet Device		APPENDIX G: Page 4 of 12




SAR Test Setup Photo 5: Bottom Edge at 0mm



SAR Test Setup Photo 6: Right Edge at 0mm – WF5B

FCC ID: BCGA2925	SAR EVALUATION REPORT	Approved by: Technical Manager
DUT Type: Tablet Device		APPENDIX G: Page 5 of 12




SAR Test Setup Photo 7: Right Edge at 0mm – WF8



SAR Test Setup Photo 8: Left Edge at 0mm – WF7/WF9

FCC ID: BCGA2925	SAR EVALUATION REPORT	Approved by: Technical Manager
DUT Type: Tablet Device		APPENDIX G: Page 6 of 12



Wireless Power Transfer (wPT) Test Setup Photo 9: Back side Max



Wireless Power Transfer (wPT) Test Setup Photo 10: Top Edge

FCC ID: BCGA2925	SAR EVALUATION REPORT	Approved by: Technical Manager
DUT Type: Tablet Device		APPENDIX G: Page 7 of 12



Wireless Power Transfer (wPT) Test Setup Photo 11: Bottom Edge




Wireless Power Transfer (wPT) Test Setup Photo 12: Right Edge

FCC ID: BCGA2925	SAR EVALUATION REPORT	Approved by: Technical Manager
DUT Type: Tablet Device		APPENDIX G: Page 8 of 12



Wireless Power Transfer (wPT) Test Setup Photo 13: Left Edge

FCC ID: BCGA2925	SAR EVALUATION REPORT	Approved by: Technical Manager
DUT Type: Tablet Device		APPENDIX G: Page 9 of 12



Near Field Power Density Test Setup Photo 14: Backside at 2mm – WF7/WF8/WF5B



Near Field Power Density Test Setup Photo 15: Top Edge at 2mm – WF7/WF8/WF5B

FCC ID: BCGA2925	SAR EVALUATION REPORT	Approved by: Technical Manager
DUT Type: Tablet Device		APPENDIX G: Page 10 of 12



Near Field Power Density Test Setup Photo 16: Bottom Edge at 2mm – WF7/WF8/WF5B



Near Field Power Density Test Setup Photo 17: Right Edge at 9.45mm – WF5B

FCC ID: BCGA2925	SAR EVALUATION REPORT	Approved by: Technical Manager
DUT Type: Tablet Device	APPENDIX G: Page 11 of 12	



Near Field Power Density Test Setup Photo 18: Right Edge at 2mm – WF7/WF8/WF5B



Near Field Power Density Test Setup Photo 19: Left Edge at 2mm – WF7/WF8/WF5B

FCC ID: BCGA2925	SAR EVALUATION REPORT	Approved by: Technical Manager
DUT Type: Tablet Device		APPENDIX G: Page 12 of 12