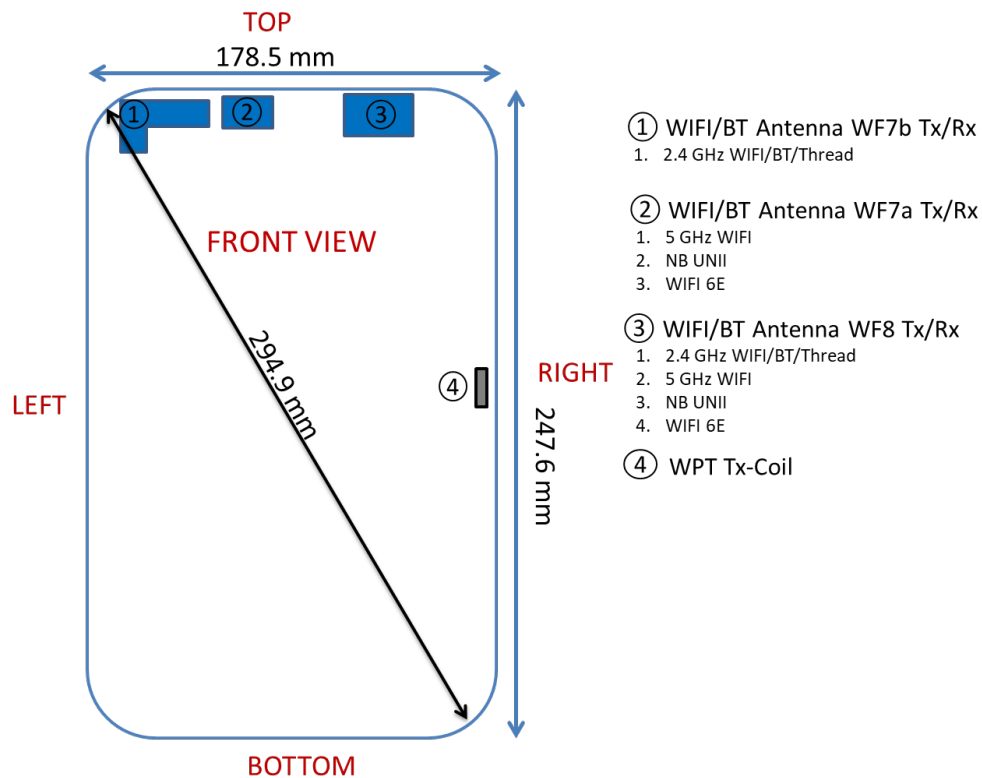


APPENDIX G: DUT ANTENNA DIAGRAM & SAR TEST SETUP PHOTOGRAPHS

FCC ID: BCGA2902	SAR EVALUATION REPORT	Approved by: Technical Manager
DUT Type: Tablet		APPENDIX G: Page 1 of 10



Note: Exact antenna dimensions and separation distances are shown in the Technical Descriptions in the FCC Filing.

Figure G-1
DUT Antenna Locations

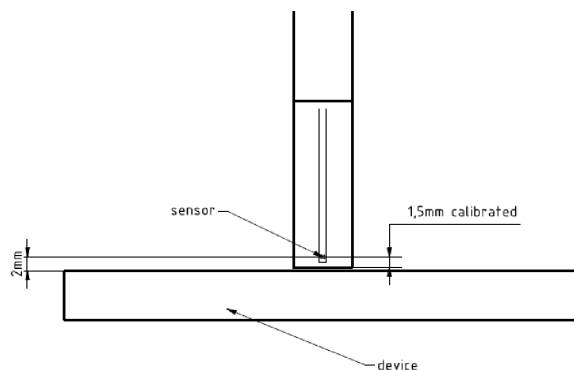



Figure G-2
EUmWVx Probe

Note: Distances below are distance from device surface to sensor-center. Therefore, distances include 1.5 mm for Probe Tip to Sensor Calibration Points.

FCC ID: BCGA2902	SAR EVALUATION REPORT	Approved by: Technical Manager
DUT Type: Tablet		APPENDIX G: Page 2 of 10




SAR Test Setup Photo 1 – Back Side at 0mm




SAR Test Setup Photo 2 – Top Edge at 0mm

FCC ID: BCGA2902	SAR EVALUATION REPORT	Approved by: Technical Manager
DUT Type: Tablet		APPENDIX G: Page 3 of 10




SAR Test Setup Photo 3 – Bottom Edge at 0mm




SAR Test Setup Photo 4 – Right Edge at 0mm

FCC ID: BCGA2902	SAR EVALUATION REPORT	Approved by: Technical Manager
DUT Type: Tablet		APPENDIX G: Page 4 of 10




SAR Test Setup Photo 5 – Left Edge at 0mm




Near Field Power Density Test Setup Photo 6 – Backside at 2mm - WF8/7

FCC ID: BCGA2902	SAR EVALUATION REPORT	Approved by: Technical Manager
DUT Type: Tablet		APPENDIX G: Page 5 of 10




Near Field Power Density Test Setup Photo 7 – Top Edge at 9.23mm - WF8/7a



Near Field Power Density Test Setup Photo 8 – Top Edge at 2mm - WF8/7a

FCC ID: BCGA2902	SAR EVALUATION REPORT	Approved by: Technical Manager
DUT Type: Tablet		APPENDIX G: Page 6 of 10



Near Field Power Density Test Setup Photo 9 – Bottom Edge at 2mm - WF8/7a



Near Field Power Density Test Setup Photo 10 – Right Edge at 2mm - WF8/7a

FCC ID: BCGA2902	SAR EVALUATION REPORT	Approved by: Technical Manager
DUT Type: Tablet		APPENDIX G: Page 7 of 10



Near Field Power Density Test Setup Photo 11 – Left Edge at 2mm - WF8/7a



Wireless Power Transfer Test Setup Photo 12 – Back Side at 0mm

FCC ID: BCGA2902	SAR EVALUATION REPORT	Approved by: Technical Manager
DUT Type: Tablet		APPENDIX G: Page 8 of 10



Wireless Power Transfer Test Setup Photo 13 – Top Edge at 0mm



Wireless Power Transfer Test Setup Photo 14 – Bottom Edge at 0mm

FCC ID: BCGA2902	SAR EVALUATION REPORT	Approved by: Technical Manager
DUT Type: Tablet		APPENDIX G: Page 9 of 10



Wireless Power Transfer Test Setup Photo 15 – Right Edge at 0mm



Wireless Power Transfer Test Setup Photo 16 – Left Edge at 0mm

FCC ID: BCGA2902	SAR EVALUATION REPORT	Approved by: Technical Manager
DUT Type: Tablet		APPENDIX G: Page 10 of 10