




**TEST SETUP PHOTOGRAPHS**




**Figure 1: AC Line Conducted Emissions (Front View)**




**Figure 2: AC Line Conducted Emissions (Side View)**


	Apple Inc. FCC ID: BCGA2899, IC: 579C-A2899	Model/HVIN: A2899, A2900
Test Set-Up Photos	EUT Type: Tablet Device	Page 1 of 13



**Figure 3: AC Line Conducted Emissions (Front View)**




**Figure 4: AC Line Conducted Emissions (Side View)**


	Apple Inc. FCC ID: BCGA2899, IC: 579C-A2899	Model/HVIN: A2899, A2900
Test Set-Up Photos	EUT Type: Tablet Device	Page 2 of 13



**Figure 5: 1-18GHz Test Setup (Front View)**




**Figure 6: 1-18GHz Test Setup (Rear View)**


	Apple Inc. FCC ID: BCGA2899, IC: 579C-A2899	Model/HVIN: A2899, A2900
Test Set-Up Photos	EUT Type: Tablet Device	Page 3 of 13



**Figure 7: 1-18GHz Test Setup (Front View)**




**Figure 8: 1-18GHz Test Setup (Rear View)**


	Apple Inc. FCC ID: BCGA2899, IC: 579C-A2899	Model/HVIN: A2899, A2900
Test Set-Up Photos	EUT Type: Tablet Device	Page 4 of 13




**Figure 9: 1-18GHz Test Setup (Front View)**




**Figure 10: 1-18GHz Test Setup (Rear View)**


	Apple Inc. FCC ID: BCGA2899, IC: 579C-A2899	Model/HVIN: A2899, A2900
Test Set-Up Photos	EUT Type: Tablet Device	Page 5 of 13




**Figure 11: 30MHz-1GHz Test Setup (Front View)**




**Figure 12: 30MHz-1GHz Test Setup (Rear View)**


	Apple Inc. FCC ID: BCGA2899, IC: 579C-A2899	Model/HVIN: A2899, A2900
Test Set-Up Photos	EUT Type: Tablet Device	Page 6 of 13




**Figure 13: 30MHz-1GHz Test Setup (Front View)**




**Figure 14: 30MHz-1GHz Test Setup (Rear View)**

	Apple Inc. FCC ID: BCGA2899, IC: 579C-A2899	Model/HVIN: A2899, A2900
Test Set-Up Photos	EUT Type: Tablet Device	Page 7 of 13



**Figure 15: 30MHz-1GHz Test Setup (Front View)**



**Figure 16: 30MHz-1GHz Test Setup (Rear View)**


	Apple Inc. FCC ID: BCGA2899, IC: 579C-A2899	Model/HVIN: A2899, A2900
Test Set-Up Photos	EUT Type: Tablet Device	Page 8 of 13







Figure 17: 30MHz-1GHz Test Setup (Front View)




Figure 18: 30MHz-1GHz Test Setup (Rear View)


	Apple Inc. FCC ID: BCGA2899, IC: 579C-A2899	Model/HVIN: A2899, A2900
Test Set-Up Photos	EUT Type: Tablet Device	Page 9 of 13



**Figure 19: 30MHz-1GHz Test Setup (Front View)**



**Figure 20: 30MHz-1GHz Test Setup (Rear View)**


	Apple Inc. FCC ID: BCGA2899, IC: 579C-A2899	Model/HVIN: A2899, A2900
Test Set-Up Photos	EUT Type: Tablet Device	Page 10 of 13



**Figure 21: 30MHz-1GHz Test Setup (Front View)**




**Figure 22: 30MHz-1GHz Test Setup (Rear View)**


	Apple Inc. FCC ID: BCGA2899, IC: 579C-A2899	Model/HVIN: A2899, A2900
Test Set-Up Photos	EUT Type: Tablet Device	Page 11 of 13



**Figure 23: 9kHz-30MHz Test Setup (Front View)**




**Figure 24: 9kHz-30MHz Test Setup (Front View)**

	Apple Inc. FCC ID: BCGA2899, IC: 579C-A2899	Model/HVIN: A2899, A2900
Test Set-Up Photos	EUT Type: Tablet Device	Page 12 of 13



**Figure 25: 9kHz-30MHz Test Setup (Front View)**

	Apple Inc. FCC ID: BCGA2899, IC: 579C-A2899	Model/HVIN: A2899, A2900
Test Set-Up Photos	EUT Type: Tablet Device	Page 13 of 13