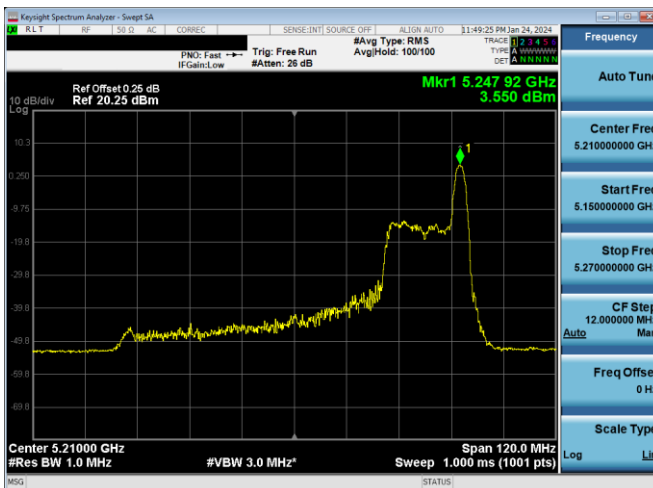
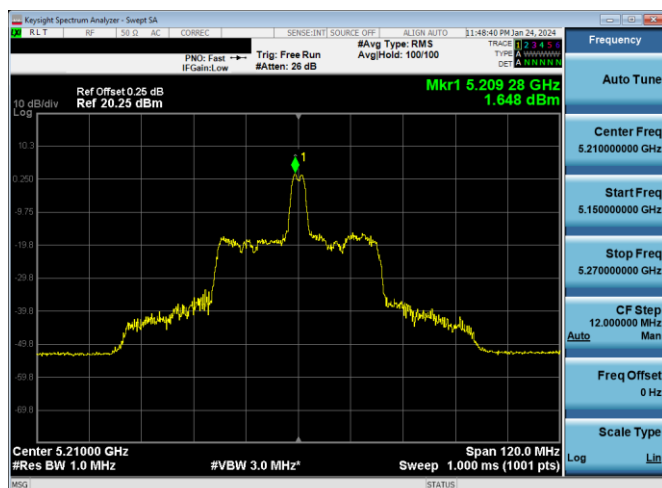


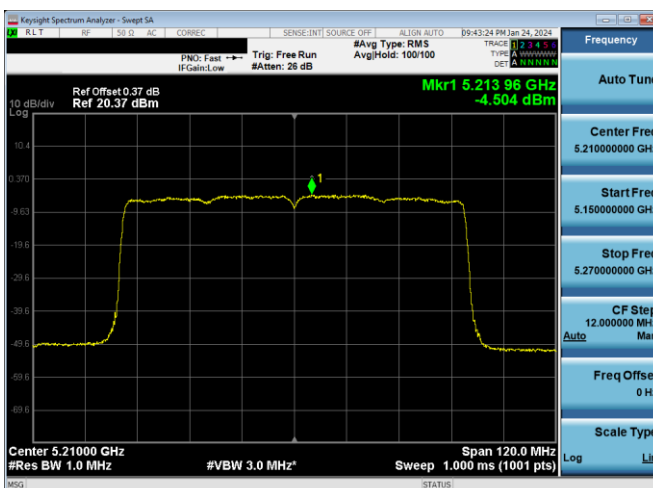
Plot 7-654. ISSED PSD SDM Diversity Antenna WF7a (80MHz BW 11ax Index 18 - RU26 - Ch.42)



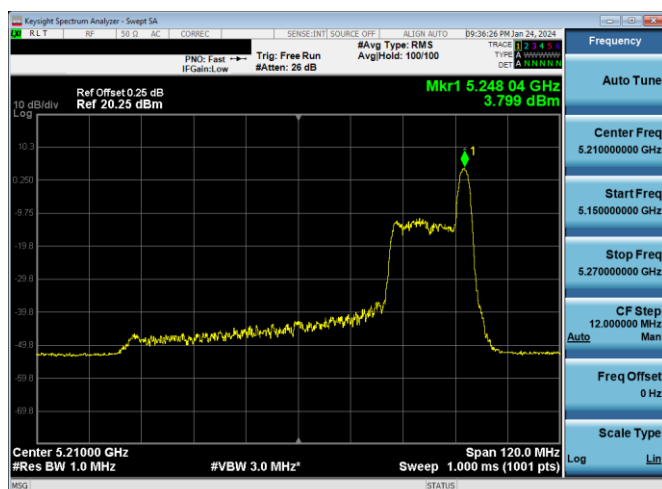
Plot 7-657. ISSED PSD SDM Diversity Antenna WF7b (80MHz BW 11ax Index 36 - RU26 - Ch.42)



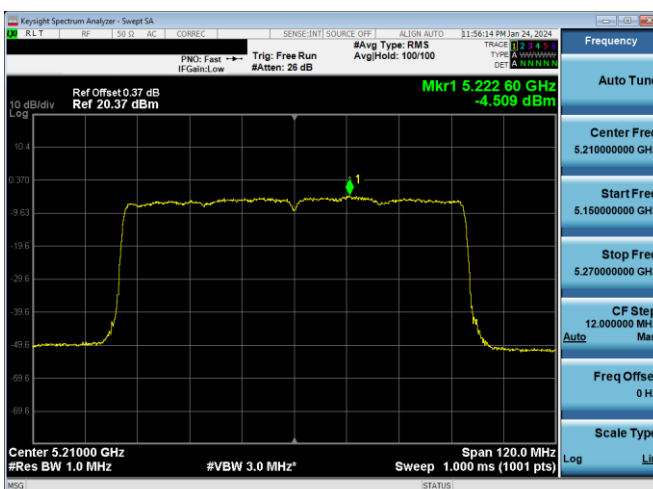
Plot 7-655. ISSED PSD SDM Diversity Antenna WF7b (80MHz BW 11ax Index 18 - RU26 - Ch.42)



Plot 7-658. ISSED PSD SDM Diversity Antenna WF7a (80MHz BW 11ax - RU996 - Ch.42)

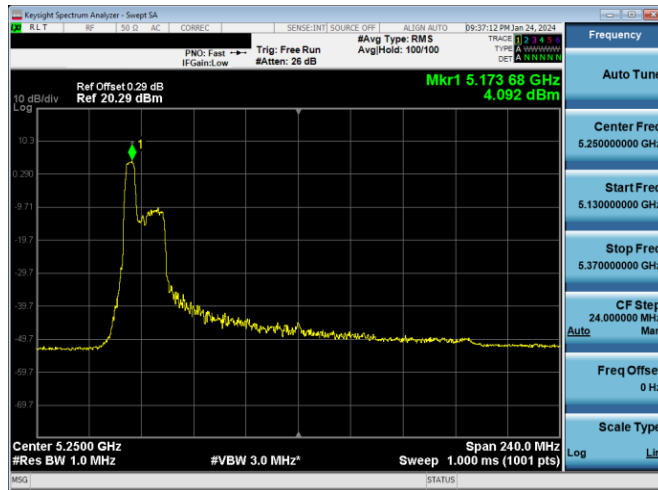


Plot 7-656. ISSED PSD SDM Diversity Antenna WF7a (80MHz BW 11ax Index 36 - RU26 - Ch.42)

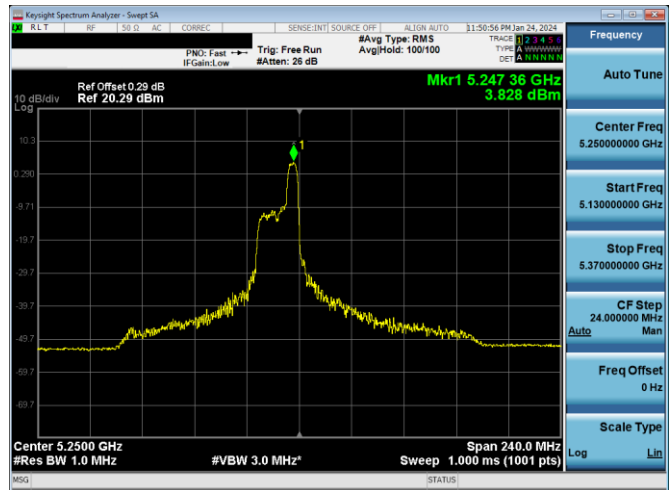


Plot 7-659. ISSED PSD SDM Diversity Antenna WF7b (80MHz BW 11ax - RU996 - Ch.42)

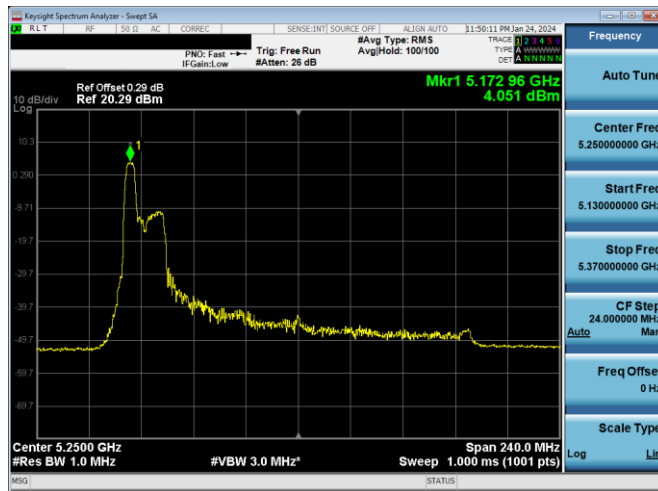
FCC ID: BCGA2898 IC: 579C-A2898		MEASUREMENT REPORT (CERTIFICATION)	Approved by: Technical Manager
Test Report S/N: 1C2311270065-12-R1.BCG	Test Dates: 11/29/2023-2/29/2024	EUT Type: Tablet Device	Page 231 of 447



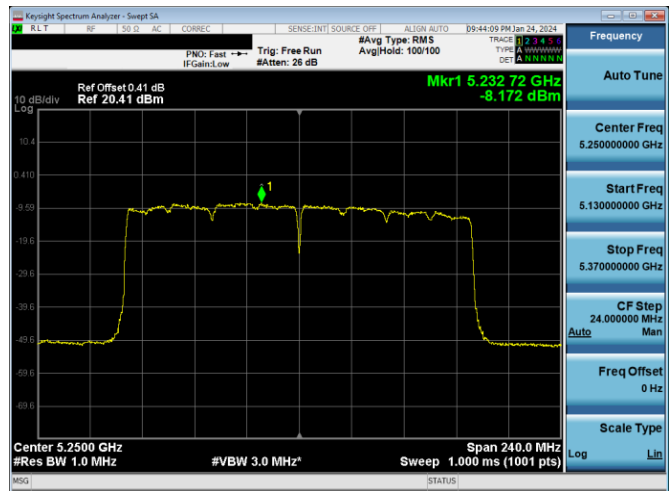
Plot 7-660. ISED PSD SDM Diversity Antenna WF7a (160MHz BW 11ax Index 37 – RU52 – Ch.50(L))



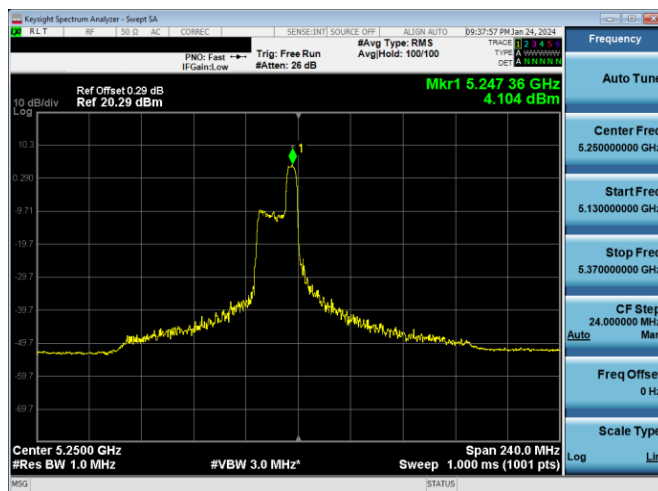
Plot 7-663. ISED PSD SDM Diversity Antenna WF7b (160MHz BW 11ax Index 52 – RU52 – Ch.50(L))



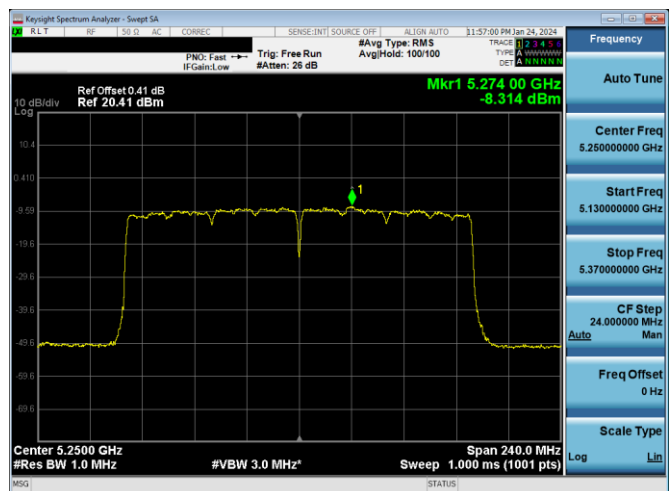
Plot 7-661. ISED PSD SDM Diversity Antenna WF7b (160MHz BW 11ax Index 37 – RU52 – Ch.50(L))



Plot 7-664. ISED PSD SDM Diversity Antenna WF7a (160MHz BW 11ax – RU996x2 – Ch.50)



Plot 7-662. ISED PSD SDM Diversity Antenna WF7a (160MHz BW 11ax Index 52 – RU52 – Ch.50(L))



Plot 7-665. ISED PSD SDM Diversity Antenna WF7b (160MHz BW 11ax – RU996x2 – Ch.50)

FCC ID: BCGA2898 IC: 579C-A2898		MEASUREMENT REPORT (CERTIFICATION)	Approved by: Technical Manager
Test Report S/N: 1C2311270065-12-R1.BCG	Test Dates: 11/29/2023-2/29/2024	EUT Type: Tablet Device	Page 232 of 447

**Note:**

Per ANSI C63.10-2013 Subclause 14.3.2.2 and KDB 662911 v02r01 Section E)2), the power spectral density at Antenna WF7a and Antenna WF2a were first measured separately during CDD/SDM transmission as shown in the section above. The measured values were then summed in linear power units then converted back to dBm.

**Sample Directional Gain Calculation:**

For correlated signals, assuming the antenna gain is 0.9 dBi for Antenna WF7a and 0.0 dBi for Antenna WF2a.

$$\begin{aligned}\text{Directional gain} &= 10 \log[(10^{G_1/20} + 10^{G_2/20} + \dots + 10^{G_N/20})^2 / N_{\text{ANT}}] \text{ dBi} \\ &= 10 \log[(10^{0.9/20} + 10^{0.0/20} / 2] \text{ dBi} \\ &= 3.47 \text{ dBi}\end{aligned}$$

For uncorrelated signals, assuming the antenna gain is 0.9 dBi for Antenna WF7a and 0.0 dBi for Antenna WF2a.

$$\begin{aligned}\text{Directional gain} &= 10 \log[(10^{G_1/10} + 10^{G_2/10} + \dots + 10^{G_N/10}) / N_{\text{ANT}}] \text{ dBi} \\ &= 10 \log[(10^{0.9/10} + 10^{0.0/10} / 2] \text{ dBi} \\ &= 0.47 \text{ dBi}\end{aligned}$$

**Sample CDD/SDM Calculation:**

Assuming the average conducted power spectral density was measured to be 5.66 dBm for Antenna WF7a and 6.11 dBm for Antenna WF2a.

$$\begin{aligned}\text{Antenna WF7a} + \text{Antenna WF2a} &= \text{CDD/SDM} \\ (5.66 \text{ dBm} + 6.11 \text{ dBm}) &= (3.68 \text{ mW} + 4.08 \text{ mW}) = 7.76 \text{ mW} = 8.90 \text{ dBm}\end{aligned}$$

**Sample e.i.r.p Power Spectral Density Calculation:**

Assuming the average CDD/SDM power density was calculated to be 6.71 dBm with directional gain of 0.47 dBi.

$$\begin{aligned}\text{e.i.r.p. Power Spectral Density(dBm)} &= \text{Power Spectral Density (dBm)} + \text{directional gain (dBi)} \\ 6.71 \text{ dBm} + 0.47 \text{ dBi} &= 7.18 \text{ dBm}\end{aligned}$$

FCC ID: BCGA2898 IC: 579C-A2898		MEASUREMENT REPORT (CERTIFICATION)	Approved by: Technical Manager
Test Report S/N: 1C2311270065-12-R1.BCG	Test Dates: 11/29/2023-2/29/2024	EUT Type: Tablet Device	Page 233 of 447

V 10.5 12/15/2021

## 7.6 Radiated Spurious Emission – Above 1GHz

§15.407(b) §15.205 §15.209; RSS-Gen [8.9]

### Test Overview and Limit

All out of band radiated spurious emissions are measured with a spectrum analyzer connected to a receive antenna while the EUT is operating at its maximum duty cycle, at its maximum power control level, as defined in ANSI C63.10-2013 and KDB 789033 D02 v02r01, and at the appropriate frequencies. All channels, modes (e.g. RU26, 52 Tones, RU106, RU242, RU484 and RU996), and modulations/data rates were investigated among all UNII bands. Only the radiated emissions of the configuration that produced the worst case emissions are reported in this section.

***For transmitters operating in the 5.15-5.25 GHz and 5.25-5.35 GHz band: All emissions outside of the 5.15-5.35 GHz band shall not exceed an EIRP of –27 dBm/MHz.***

***For transmitters operating in the 5.47-5.725 GHz band: All emissions outside of the 5.47-5.725 GHz band shall not exceed an EIRP of –27 dBm/MHz.***

***For transmitters operating in the 5.725-5.85 GHz band: All emissions shall be limited to a level of –27 dBm/MHz at 75 MHz or more above or below the band edge increasing linearly to 10 dBm/MHz at 25 MHz above or below the band edge, and from 25 MHz above or below the band edge increasing linearly to a level of 15.6 dBm/MHz at 5 MHz above or below the band edge, and from 5 MHz above or below the band edge increasing linearly to a level of 27 dBm/MHz at the band edge.***

***All out of band emissions appearing in a restricted band as specified in Section 15.205 of the Title 47 CFR and Table 7 of RSS-Gen (8.10) must not exceed the limits shown in Table 7-202 per Section 15.209 and RSS-Gen (8.9).***

Frequency	Field Strength [μV/m]	Measured Distance [Meters]
Above 960.0 MHz	500	3

**Table 7-202. Radiated Limits**

### Test Procedures Used

ANSI C63.10-2013 – Subclauses 12.7.7.2, 12.7.6, 12.7.5

KDB 789033 D02 v02r01 – Section G

FCC ID: BCGA2898 IC: 579C-A2898		MEASUREMENT REPORT (CERTIFICATION)	Approved by: Technical Manager
Test Report S/N: 1C2311270065-12-R1.BCG	Test Dates: 11/29/2023-2/29/2024	EUT Type: Tablet Device	Page 234 of 447

V 10.5 12/15/2021

## Test Settings

### Average Field Strength Measurements

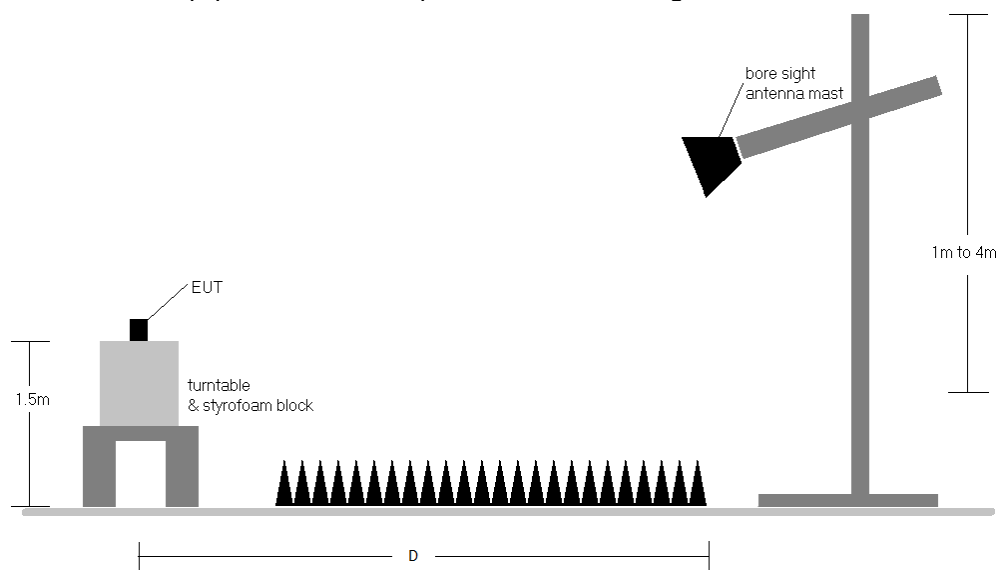
1. Analyzer center frequency was set to the frequency of the radiated spurious emission of interest
2. RBW = 1MHz
3. VBW = 3MHz
4. Detector = power average (RMS)
5. Number of measurement points = 1001 (Number of points must be  $\geq 2 \times \text{span/RBW}$ )
6. Averaging type = power (RMS)
7. Sweep time = auto couple
8. Trace was averaged over 100 sweeps

### Peak Field Strength Measurements

1. Analyzer center frequency was set to the frequency of the radiated spurious emission of interest
2. RBW = 1MHz
3. VBW = 3MHz
4. Detector = peak
5. Sweep time = auto couple
6. Trace mode = max hold
7. Trace was allowed to stabilize

## Test Setup

The EUT and measurement equipment were set up as shown in the diagram below.



**Figure 7-5. Test Instrument & Measurement Setup**

FCC ID: BCGA2898 IC: 579C-A2898		MEASUREMENT REPORT (CERTIFICATION)	Approved by: Technical Manager
Test Report S/N: 1C2311270065-12-R1.BCG	Test Dates: 11/29/2023-2/29/2024	EUT Type: Tablet Device	Page 235 of 447

V 10.5 12/15/2021

## Test Notes

1. All emissions that lie in the restricted bands (denoted by a \* next to the frequency) specified in §15.205 and Section 8.10 of RSS-Gen are below the limit shown in Table 7-202.
2. All spurious emissions lying in restricted bands specified in §15.205 and Section 8.10 of RSS-Gen are below the limit shown in Table 7-202. All spurious emissions that do not lie in a restricted band are subject to a peak limit of -27dBm/MHz. At a distance of 3 meters, the field strength limit in dBμV/m can be determined by adding a “conversion” factor of 95.2dB to the EIRP limit of -27dBm/MHz to obtain the limit for out of band spurious emissions of 68.2dBμV/m.
3. The antenna is manipulated through typical positions, polarity and length during the tests. The EUT is manipulated through three orthogonal planes.
4. This unit was tested with its standard battery.
5. The spectrum is measured from 9kHz to the 10th harmonic of the fundamental frequency of the transmitter using CISPR quasi peak detector below 1GHz. Above 1 GHz, average and peak measurements were taken using linearly polarized horn antennas.
6. D is the measurement test distance and emissions 1-18GHz were measured at a 3 meters test distance while emissions above 18GHz were measured at a 1 meter test distance with the application of a distance correction factor.
7. The wide spectrum spurious emissions plots shown on the following pages are used only for the purpose of emission identification. Any emissions found to be within 20dB of the limit are fully investigated and the results are shown in this section.
8. The "-" shown in the following RSE tables are used to denote a noise floor measurement.
9. Per RSS-247 Section 6.2.3, transmission on channels which overlap the 5600-5650 MHz is prohibited. This device operates under these frequencies only under the control of a certified master device and does not support active scanning on these channels. This device does not transmit any beacons or initiate any transmissions in UNII Bands 2A or 2C.
10. For radiated measurements, emissions were investigated for the fully-loaded RU configuration and for all of the partially-loaded RU configurations. Among all of the available partially-loaded RU configurations, only the configuration with the worst case emissions is reported.

FCC ID: BCGA2898 IC: 579C-A2898	 <b>MEASUREMENT REPORT (CERTIFICATION)</b>		<b>Approved by:</b> Technical Manager
<b>Test Report S/N:</b> 1C2311270065-12-R1.BCG	<b>Test Dates:</b> 11/29/2023-2/29/2024	<b>EUT Type:</b> Tablet Device	Page 236 of 447

V 10.5 12/15/2021

## Sample Calculations

### Determining Spurious Emissions Levels

- Field Strength Level  $_{[dB\mu V/m]} = \text{Analyzer Level }_{[dBm]} + 107 + \text{AFCL }_{[dB/m]}$
- $\text{AFCL }_{[dB/m]} = \text{Antenna Factor }_{[dB/m]} + \text{Cable Loss }_{[dB]} - \text{Preamplifier Gain }_{[dB]}$
- $\text{Margin }_{[dB]} = \text{Field Strength Level }_{[dB\mu V/m]} - \text{Limit }_{[dB\mu V/m]}$

### Radiated Band Edge Measurement Offset

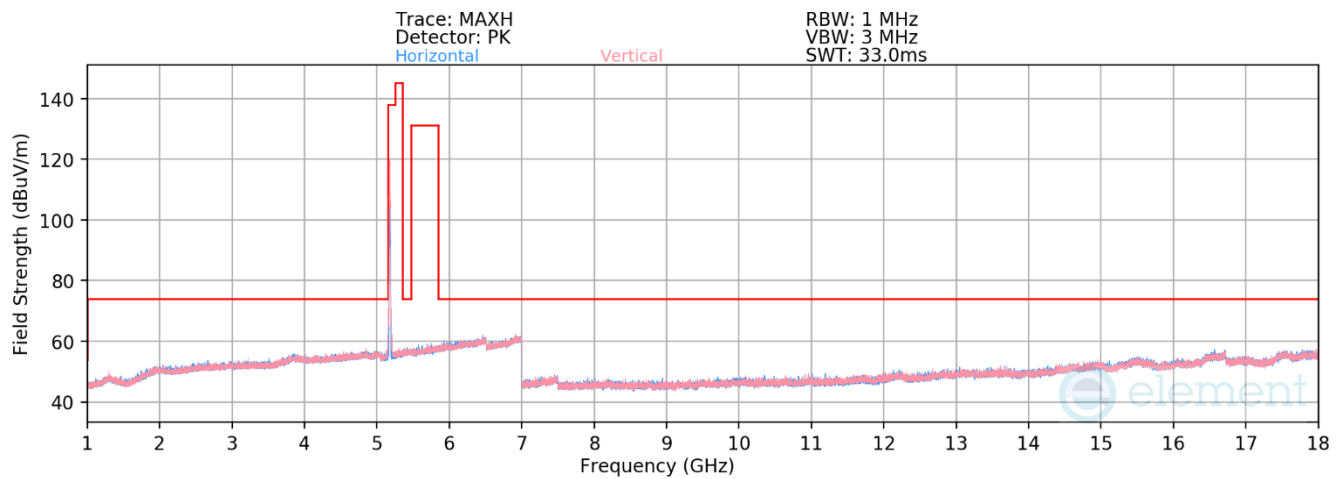
- The amplitude offset shown in the radiated restricted band edge plots in Section 7.6.6-7.6.25 was calculated using the formula:  
Offset (dB) = (Antenna Factor + Cable Loss + Attenuator) – Preamplifier Gain

FCC ID: BCGA2898 IC: 579C-A2898	 <b>MEASUREMENT REPORT (CERTIFICATION)</b>		<b>Approved by:</b> Technical Manager
<b>Test Report S/N:</b> 1C2311270065-12-R1.BCG	<b>Test Dates:</b> 11/29/2023-2/29/2024	<b>EUT Type:</b> Tablet Device	Page 237 of 447

V 10.5 12/15/2021

## 7.6.1 Antenna WF7a Radiated Spurious Emission

### RU26/RU52



Plot 7-666. RSE above 1GHz Antenna WF7a (11ax – Ch.36 – RU26)

Mode: 802.11ax (20MHz BW)  
Data Rate: MCS0  
RU Index: 4  
Distance of Measurements: 3 Meters  
Operating Frequency: 5180MHz  
Channel: 36

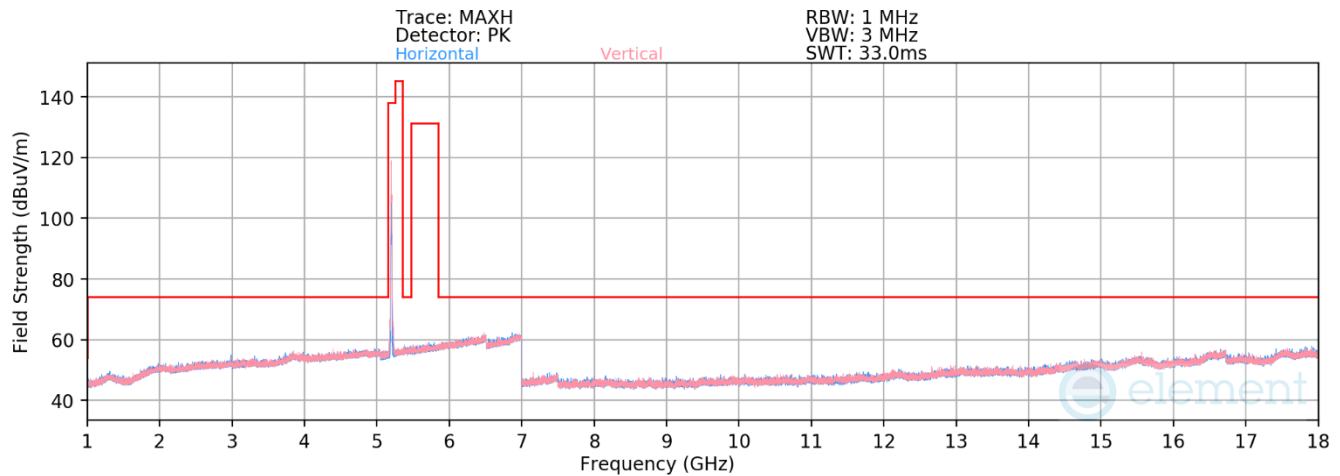
Frequency [MHz]	Detector	Ant. Pol. [H/V]	Antenna Height [cm]	Turntable Azimuth [degree]	Analyzer Level [dBm]	AFCL [dB/m]	Field Strength [dBuV/m]	Limit [dBuV/m]	Margin [dB]
10360.00	Peak	H	-	-	-70.37	10.20	46.83	68.20	-21.37
* 15540.00	Average	H	-	-	-84.31	16.09	38.78	53.98	-15.20
* 15540.00	Peak	H	-	-	-71.93	16.09	51.16	73.98	-22.82

Table 7-203. Radiated Measurements Antenna WF7a (RU26)

FCC ID: BCGA2898 IC: 579C-A2898		MEASUREMENT REPORT (CERTIFICATION)	Approved by: Technical Manager
Test Report S/N: 1C2311270065-12-R1.BCG	Test Dates: 11/29/2023-2/29/2024	EUT Type: Tablet Device	Page 238 of 447

V 10.5 12/15/2021





**Plot 7-667. RSE above 1GHz Antenna WF7a (11ax – Ch.40 – RU26)**

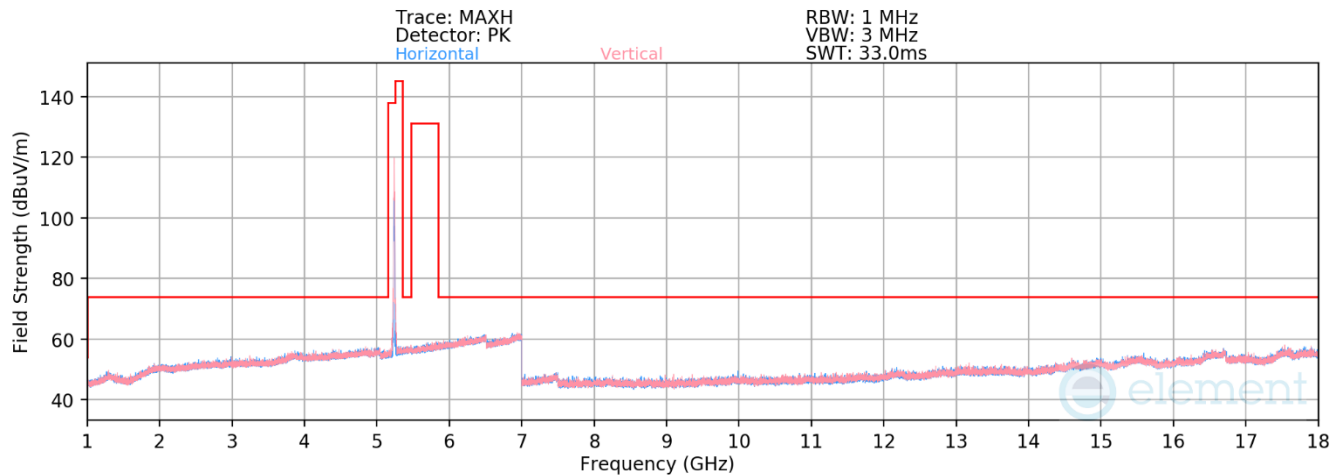
Mode: 802.11ax (20MHz BW)  
Data Rate: MCS0  
RU Index: 4  
Distance of Measurements: 3 Meters  
Operating Frequency: 5200MHz  
Channel: 40

Frequency [MHz]	Detector	Ant. Pol. [H/V]	Antenna Height [cm]	Turntable Azimuth [degree]	Analyzer Level [dBm]	AFCL [dB/m]	Field Strength [dBuV/m]	Limit [dBuV/m]	Margin [dB]
10400.00	Peak	H	-	-	-70.31	9.98	46.67	68.20	-21.53
* 15600.00	Average	H	-	-	-83.44	15.64	39.20	53.98	-14.78
* 15600.00	Peak	H	-	-	-71.93	15.64	50.71	73.98	-23.27

**Table 7-204. Radiated Measurements Antenna WF7a (RU26)**

FCC ID: BCGA2898 IC: 579C-A2898		MEASUREMENT REPORT (CERTIFICATION)	Approved by: Technical Manager
Test Report S/N: 1C2311270065-12-R1.BCG	Test Dates: 11/29/2023-2/29/2024	EUT Type: Tablet Device	Page 239 of 447

V 10.5 12/15/2021



**Plot 7-668. RSE above 1GHz Antenna WF7a (11ax – Ch.48 – RU26)**

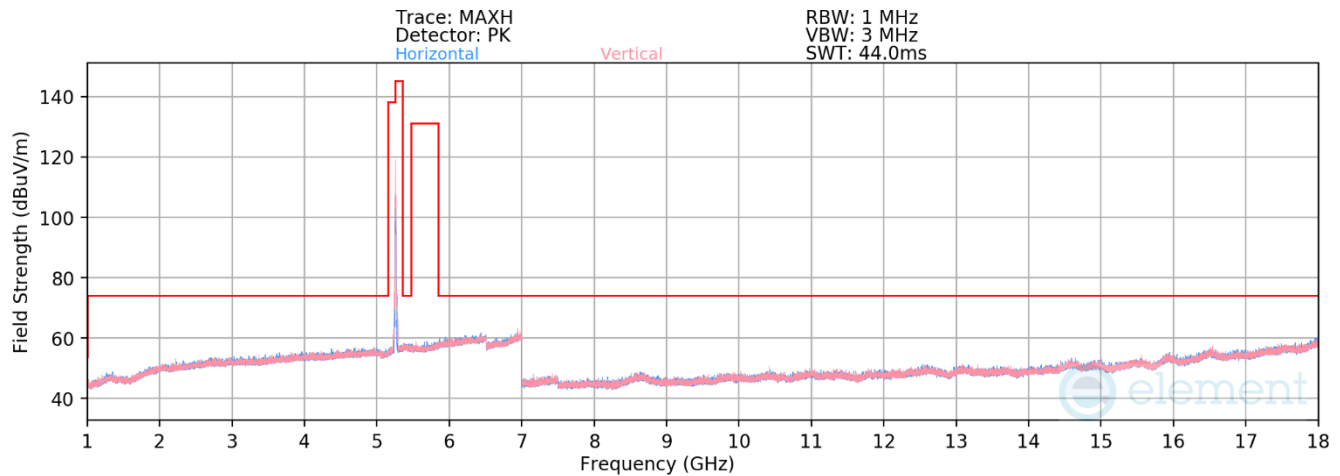
Mode: 802.11ax (20MHz BW)  
Data Rate: MCS0  
RU Index: 4  
Distance of Measurements: 3 Meters  
Operating Frequency: 5240MHz  
Channel: 48

Frequency [MHz]	Detector	Ant. Pol. [H/V]	Antenna Height [cm]	Turntable Azimuth [degree]	Analyzer Level [dBm]	AFCL [dB/m]	Field Strength [dBuV/m]	Limit [dBuV/m]	Margin [dB]
10480.00	Peak	H	-	-	-70.92	10.26	46.34	68.20	-21.86
* 15720.00	Average	H	-	-	-83.65	15.00	38.35	53.98	-15.63
* 15720.00	Peak	H	-	-	-72.10	15.00	49.90	73.98	-24.08

**Table 7-205. Radiated Measurements Antenna WF7a (RU26)**

FCC ID: BCGA2898 IC: 579C-A2898		MEASUREMENT REPORT (CERTIFICATION)	Approved by: Technical Manager
Test Report S/N: 1C2311270065-12-R1.BCG	Test Dates: 11/29/2023-2/29/2024	EUT Type: Tablet Device	Page 240 of 447

V 10.5 12/15/2021



**Plot 7-669. RSE above 1GHz Antenna WF7a (11ax – Ch.52 – RU52)**

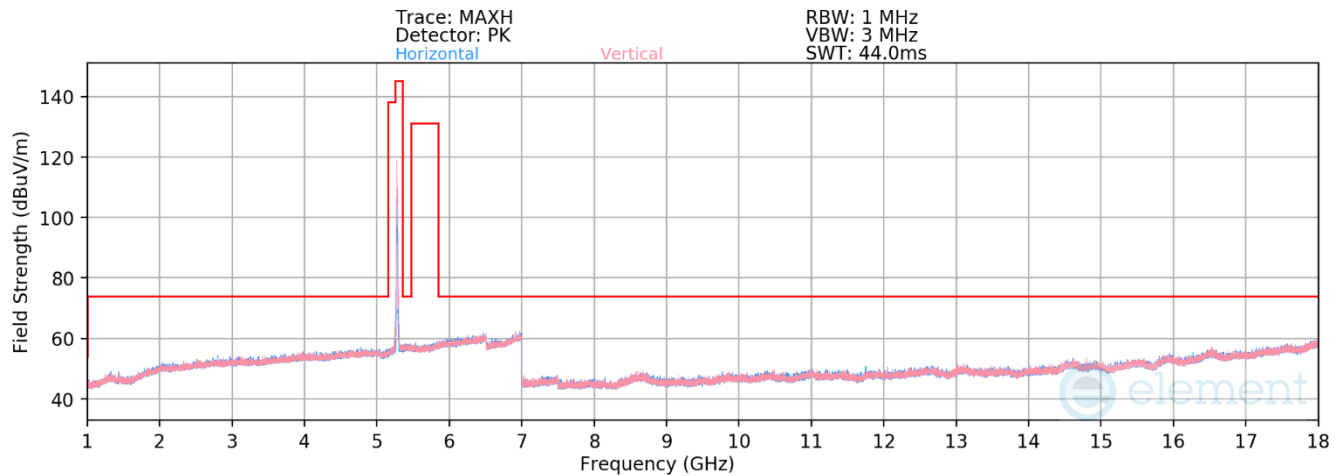
Mode: 802.11ax (20MHz BW)  
Data Rate: MCS0  
RU Index: 38  
Distance of Measurements: 3 Meters  
Operating Frequency: 5260MHz  
Channel: 52

Frequency [MHz]	Detector	Ant. Pol. [H/V]	Antenna Height [cm]	Turntable Azimuth [degree]	Analyzer Level [dBm]	AFCL [dB/m]	Field Strength [dBuV/m]	Limit [dBuV/m]	Margin [dB]
10520.00	Peak	H	-	-	-70.60	10.50	46.90	68.20	-21.30
* 15780.00	Average	H	-	-	-84.34	14.71	37.37	53.98	-16.60
* 15780.00	Peak	H	-	-	-72.54	14.71	49.17	73.98	-24.80

**Table 7-206. Radiated Measurements Antenna WF7a (RU52)**

FCC ID: BCGA2898 IC: 579C-A2898		MEASUREMENT REPORT (CERTIFICATION)	Approved by: Technical Manager
Test Report S/N: 1C2311270065-12-R1.BCG	Test Dates: 11/29/2023-2/29/2024	EUT Type: Tablet Device	Page 241 of 447

V 10.5 12/15/2021



**Plot 7-670. RSE above 1GHz Antenna WF7a (11ax – Ch.56 – RU52)**

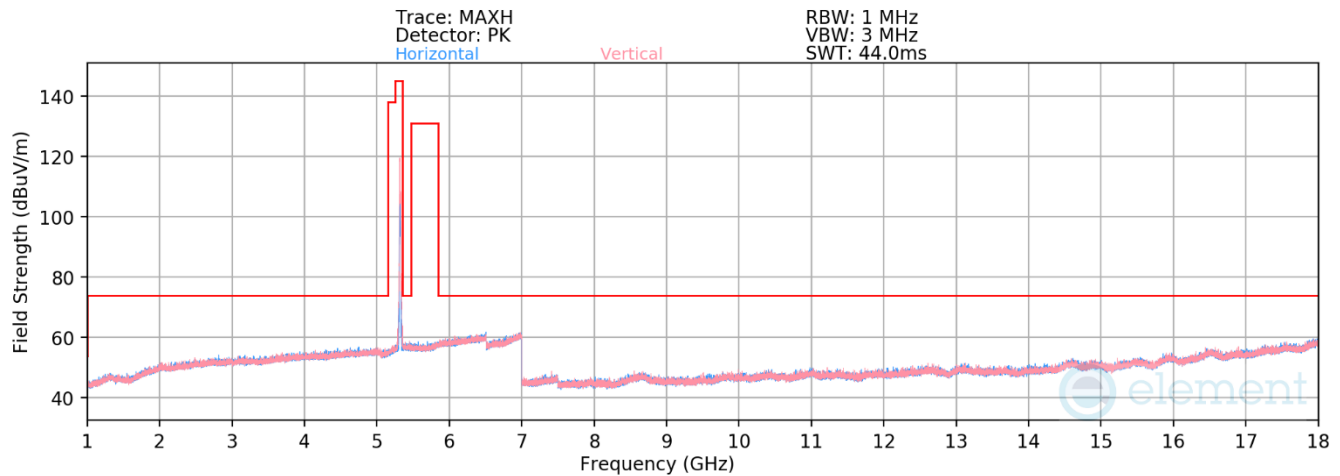
Mode: 802.11ax (20MHz BW)  
Data Rate: MCS0  
RU Index: 38  
Distance of Measurements: 3 Meters  
Operating Frequency: 5280MHz  
Channel: 56

Frequency [MHz]	Detector	Ant. Pol. [H/V]	Antenna Height [cm]	Turntable Azimuth [degree]	Analyzer Level [dBm]	AFCL [dB/m]	Field Strength [dBuV/m]	Limit [dBuV/m]	Margin [dB]
10560.00	Peak	H	-	-	-70.51	10.03	46.52	68.20	-21.68
* 15840.00	Average	H	-	-	-84.10	14.88	37.78	53.98	-16.20
* 15840.00	Peak	H	-	-	-72.02	14.88	49.86	73.98	-24.12

**Table 7-207. Radiated Measurements Antenna WF7a (RU52)**

FCC ID: BCGA2898 IC: 579C-A2898		MEASUREMENT REPORT (CERTIFICATION)	Approved by: Technical Manager
Test Report S/N: 1C2311270065-12-R1.BCG	Test Dates: 11/29/2023-2/29/2024	EUT Type: Tablet Device	Page 242 of 447

V 10.5 12/15/2021



**Plot 7-671. RSE above 1GHz Antenna WF7a (11ax – Ch.64 – RU52)**

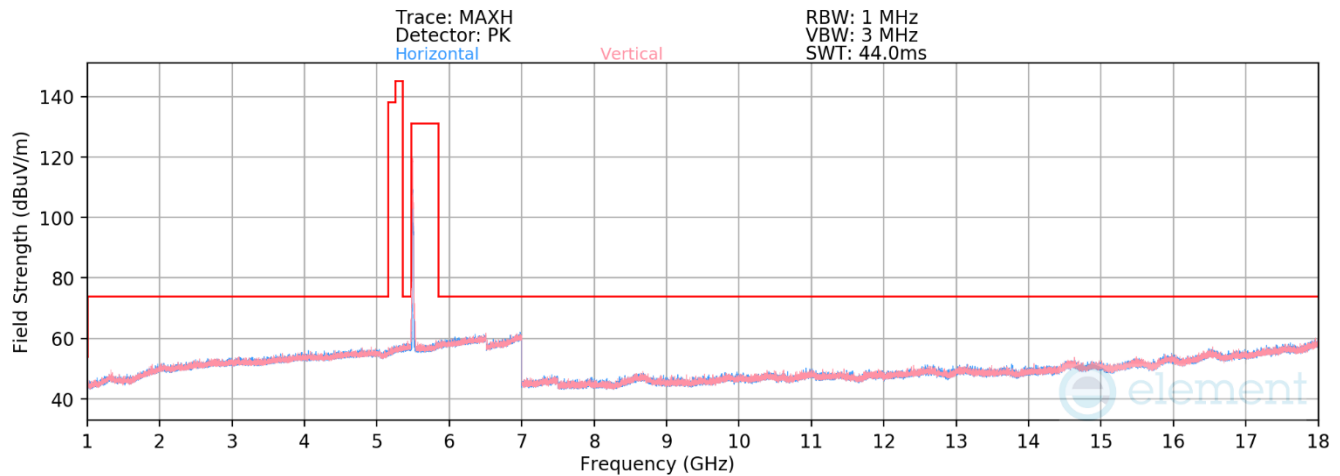
Mode: 802.11ax (20MHz BW)  
Data Rate: MCS0  
RU Index: 38  
Distance of Measurements: 3 Meters  
Operating Frequency: 5320MHz  
Channel: 64

	Frequency [MHz]	Detector	Ant. Pol. [H/V]	Antenna Height [cm]	Turntable Azimuth [degree]	Analyzer Level [dBm]	AFCL [dB/m]	Field Strength [dBuV/m]	Limit [dBuV/m]	Margin [dB]
*	10640.00	Average	H	-	-	-82.34	10.23	34.89	53.98	-19.09
*	10640.00	Peak	H	-	-	-70.43	10.23	46.80	73.98	-27.18
*	15960.00	Average	H	-	-	-84.23	15.20	37.97	53.98	-16.01
*	15960.00	Peak	H	-	-	-72.45	15.20	49.75	73.98	-24.23

**Table 7-208. Radiated Measurements Antenna WF7a (RU52)**

FCC ID: BCGA2898 IC: 579C-A2898		MEASUREMENT REPORT (CERTIFICATION)	Approved by: Technical Manager
Test Report S/N: 1C2311270065-12-R1.BCG	Test Dates: 11/29/2023-2/29/2024	EUT Type: Tablet Device	Page 243 of 447

V 10.5 12/15/2021



**Plot 7-672. RSE above 1GHz Antenna WF7a (11ax – Ch.100 – RU52)**

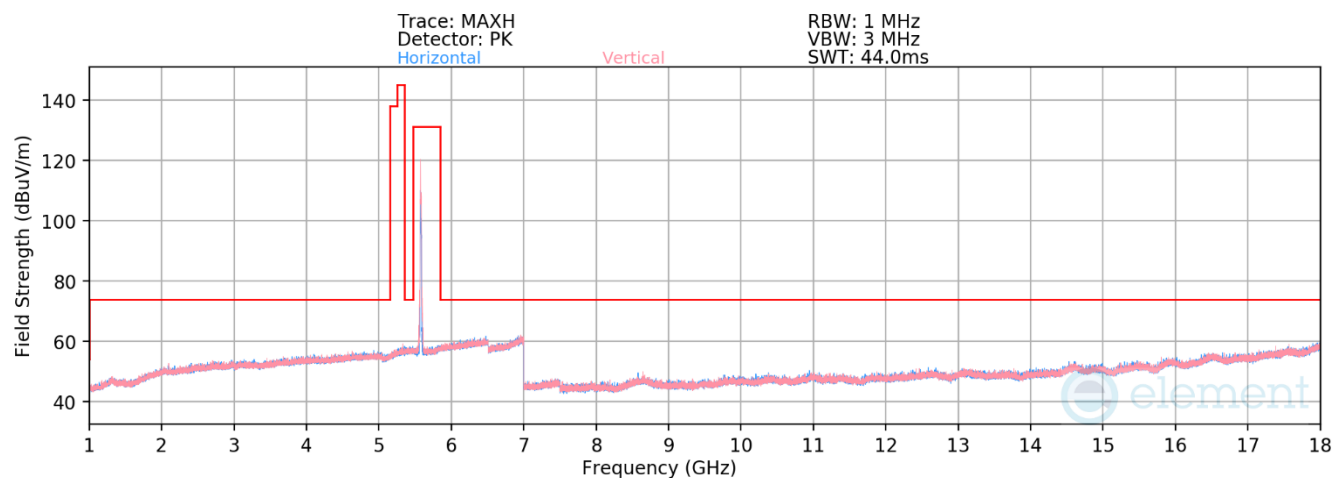
Mode:	802.11ax (20MHz BW)
Data Rate:	MCS0
RU Index:	38
Distance of Measurements:	3 Meters
Operating Frequency:	5500MHz
Channel:	100

	Frequency [MHz]	Detector	Ant. Pol. [H/V]	Antenna Height [cm]	Turntable Azimuth [degree]	Analyzer Level [dBm]	AFCL [dB/m]	Field Strength [dBuV/m]	Limit [dBuV/m]	Margin [dB]
*	11000.00	Average	H	-	-	-82.99	10.92	34.93	53.98	-19.04
*	11000.00	Peak	H	-	-	-71.34	10.92	46.58	73.98	-27.39
	16500.00	Peak	H	-	-	-74.07	17.71	50.64	68.20	-17.56

**Table 7-209. Radiated Measurements Antenna WF7a (RU52)**

FCC ID: BCGA2898 IC: 579C-A2898		MEASUREMENT REPORT (CERTIFICATION)	Approved by: Technical Manager
Test Report S/N: 1C2311270065-12-R1.BCG	Test Dates: 11/29/2023-2/29/2024	EUT Type: Tablet Device	Page 244 of 447

V 10.5 12/15/2021



**Plot 7-673. RSE above 1GHz Antenna WF7a (11ax – Ch.116 – RU52)**

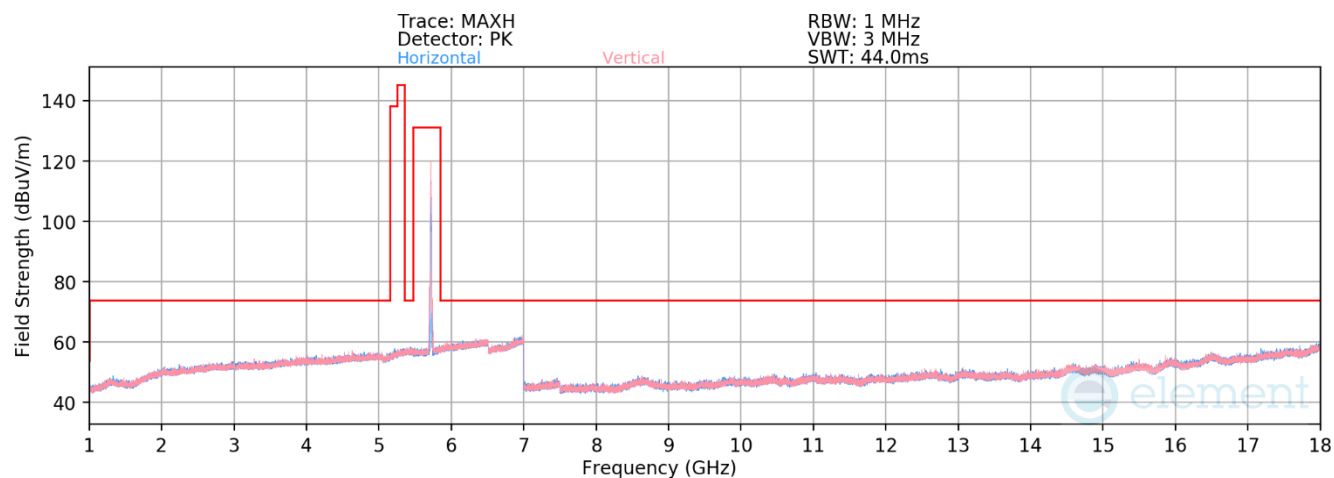
Mode: 802.11ax (20MHz BW)  
Data Rate: MCS0  
RU Index: 38  
Distance of Measurements: 3 Meters  
Operating Frequency: 5580MHz  
Channel: 116

	Frequency [MHz]	Detector	Ant. Pol. [H/V]	Antenna Height [cm]	Turntable Azimuth [degree]	Analyzer Level [dBm]	AFCL [dB/m]	Field Strength [dBuV/m]	Limit [dBuV/m]	Margin [dB]
*	11160.00	Average	H	-	-	-82.98	10.30	34.32	53.98	-19.66
*	11160.00	Peak	H	-	-	-71.86	10.30	45.44	73.98	-28.54
	16740.00	Peak	H	-	-	-72.78	17.30	51.52	68.20	-16.68

**Table 7-210. Radiated Measurements Antenna WF7a (RU52)**

FCC ID: BCGA2898 IC: 579C-A2898		MEASUREMENT REPORT (CERTIFICATION)	Approved by: Technical Manager
Test Report S/N: 1C2311270065-12-R1.BCG	Test Dates: 11/29/2023-2/29/2024	EUT Type: Tablet Device	Page 245 of 447

V 10.5 12/15/2021



**Plot 7-674. RSE above 1GHz Antenna WF7a (11ax – Ch.144 – RU52)**

Mode: 802.11ax (20MHz BW)  
Data Rate: MCS0  
RU Index: 38  
Distance of Measurements: 3 Meters  
Operating Frequency: 5720MHz  
Channel: 144

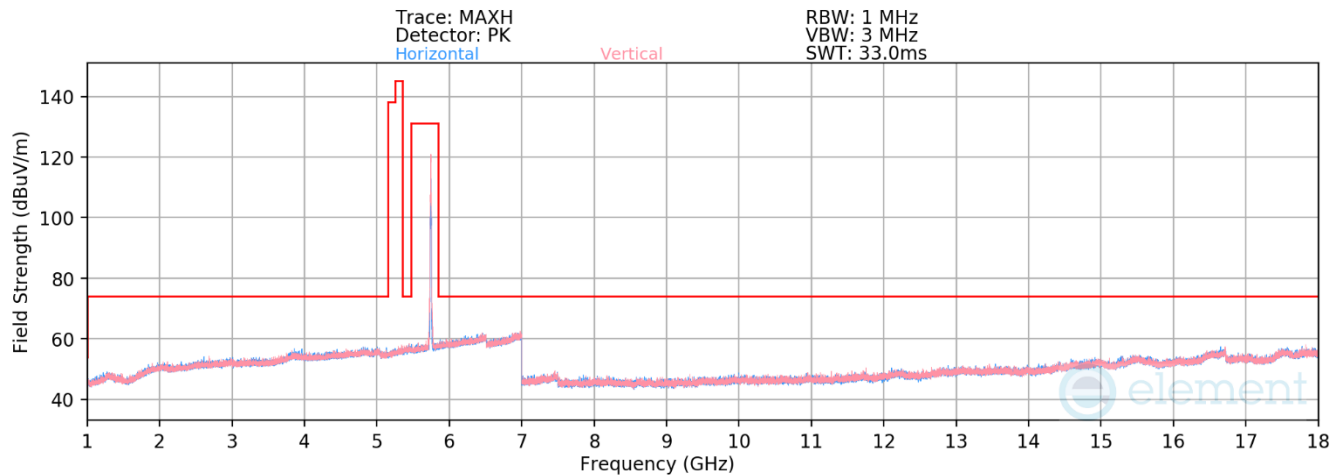
	Frequency [MHz]	Detector	Ant. Pol. [H/V]	Antenna Height [cm]	Turntable Azimuth [degree]	Analyzer Level [dBm]	AFCL [dB/m]	Field Strength [dBuV/m]	Limit [dBuV/m]	Margin [dB]
*	11400.00	Average	H	-	-	-83.48	10.73	34.25	53.98	-19.73
*	11400.00	Peak	H	-	-	-71.44	10.73	46.29	73.98	-27.69
	17100.00	Peak	H	-	-	-73.86	18.32	51.46	68.20	-16.74

**Table 7-211. Radiated Measurements Antenna WF7a (RU52)**

FCC ID: BCGA2898 IC: 579C-A2898		MEASUREMENT REPORT (CERTIFICATION)	Approved by: Technical Manager
Test Report S/N: 1C2311270065-12-R1.BCG	Test Dates: 11/29/2023-2/29/2024	EUT Type: Tablet Device	Page 246 of 447

V 10.5 12/15/2021





**Plot 7-675. RSE above 1GHz Antenna WF7a (11ax – Ch.149 – RU26)**

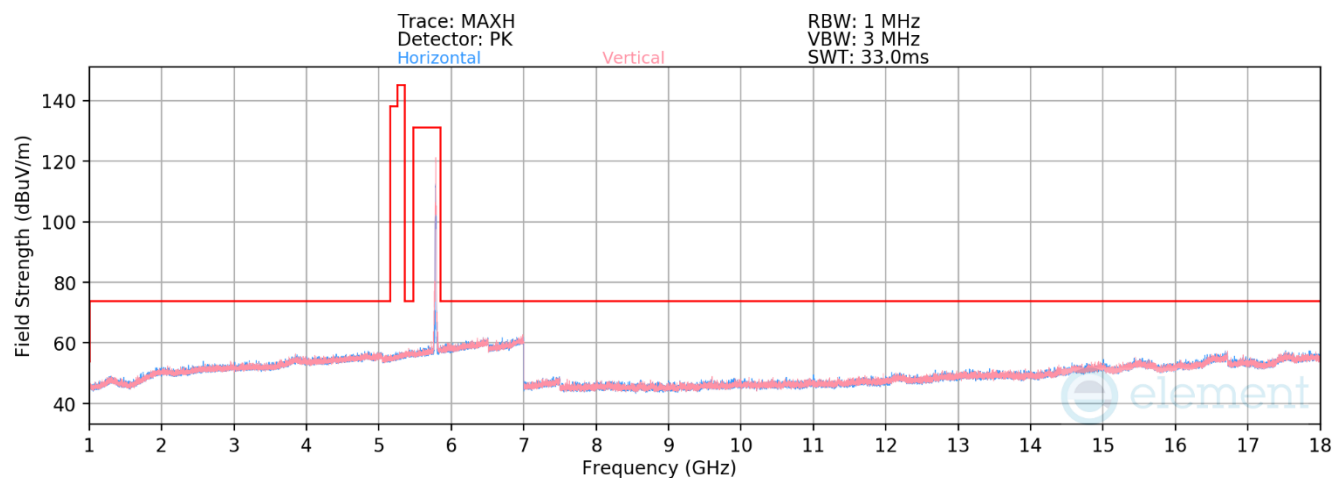
Mode:	802.11ax (20MHz BW)
Data Rate:	MCS0
RU Index:	4
Distance of Measurements:	3 Meters
Operating Frequency:	5745MHz
Channel:	149

	Frequency [MHz]	Detector	Ant. Pol. [H/V]	Antenna Height [cm]	Turntable Azimuth [degree]	Analyzer Level [dBm]	AFCL [dB/m]	Field Strength [dBuV/m]	Limit [dBuV/m]	Margin [dB]
*	11490.00	Average	H	-	-	-83.12	10.78	34.66	53.98	-19.32
*	11490.00	Peak	H	-	-	-71.09	10.78	46.69	73.98	-27.29
	17235.00	Peak	H	-	-	-73.90	18.10	51.20	68.20	-17.00

**Table 7-212. Radiated Measurements Antenna WF7a (RU26)**

FCC ID: BCGA2898 IC: 579C-A2898		MEASUREMENT REPORT (CERTIFICATION)	Approved by: Technical Manager
Test Report S/N: 1C2311270065-12-R1.BCG	Test Dates: 11/29/2023-2/29/2024	EUT Type: Tablet Device	Page 247 of 447

V 10.5 12/15/2021



**Plot 7-676. RSE above 1GHz Antenna WF7a (11ax – Ch.157 – RU26)**

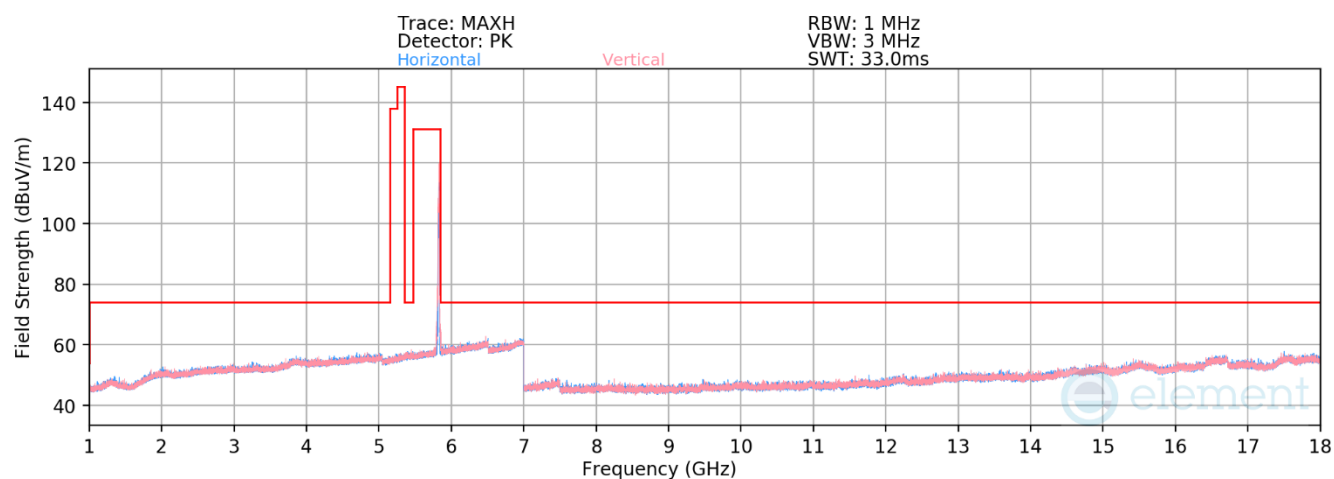
Mode: 802.11ax (20MHz BW)  
Data Rate: MCS0  
RU Index: 4  
Distance of Measurements: 3 Meters  
Operating Frequency: 5785MHz  
Channel: 157

	Frequency [MHz]	Detector	Ant. Pol. [H/V]	Antenna Height [cm]	Turntable Azimuth [degree]	Analyzer Level [dBm]	AFCL [dB/m]	Field Strength [dBμV/m]	Limit [dBμV/m]	Margin [dB]
*	11570.00	Average	H	-	-	-83.15	10.96	34.81	53.98	-19.17
*	11570.00	Peak	H	-	-	-71.33	10.96	46.63	73.98	-27.35
	17355.00	Peak	H	-	-	-74.70	18.81	51.11	68.20	-17.09

**Table 7-213. Radiated Measurements Antenna WF7a (RU26)**

FCC ID: BCGA2898 IC: 579C-A2898		MEASUREMENT REPORT (CERTIFICATION)	Approved by: Technical Manager
Test Report S/N: 1C2311270065-12-R1.BCG	Test Dates: 11/29/2023-2/29/2024	EUT Type: Tablet Device	Page 248 of 447

V 10.5 12/15/2021



**Plot 7-677. RSE above 1GHz Antenna WF7a (11ax – Ch.165 – RU26)**

Mode: 802.11ax (20MHz BW)  
Data Rate: MCS0  
RU Index: 4  
Distance of Measurements: 3 Meters  
Operating Frequency: 5825MHz  
Channel: 165

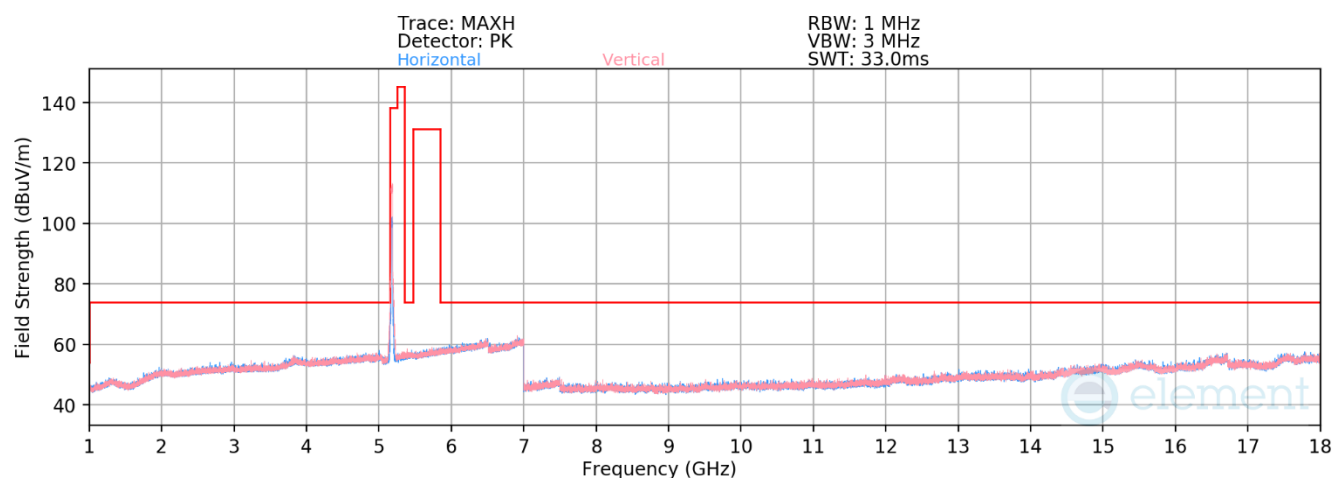
	Frequency [MHz]	Detector	Ant. Pol. [H/V]	Antenna Height [cm]	Turntable Azimuth [degree]	Analyzer Level [dBm]	AFCL [dB/m]	Field Strength [dBuV/m]	Limit [dBuV/m]	Margin [dB]
*	11650.00	Average	H	-	-	-82.71	11.08	35.37	53.98	-18.61
*	11650.00	Peak	H	-	-	-70.98	11.08	47.10	73.98	-26.88
	17475.00	Peak	H	-	-	-75.11	21.09	52.98	68.20	-15.22

**Table 7-214. Radiated Measurements Antenna WF7a (RU26)**

FCC ID: BCGA2898 IC: 579C-A2898		MEASUREMENT REPORT (CERTIFICATION)	Approved by: Technical Manager
Test Report S/N: 1C2311270065-12-R1.BCG	Test Dates: 11/29/2023-2/29/2024	EUT Type: Tablet Device	Page 249 of 447

V 10.5 12/15/2021

## RU242



**Plot 7-678. RSE above 1GHz Antenna WF7a (11ax – Ch.36 – RU242)**

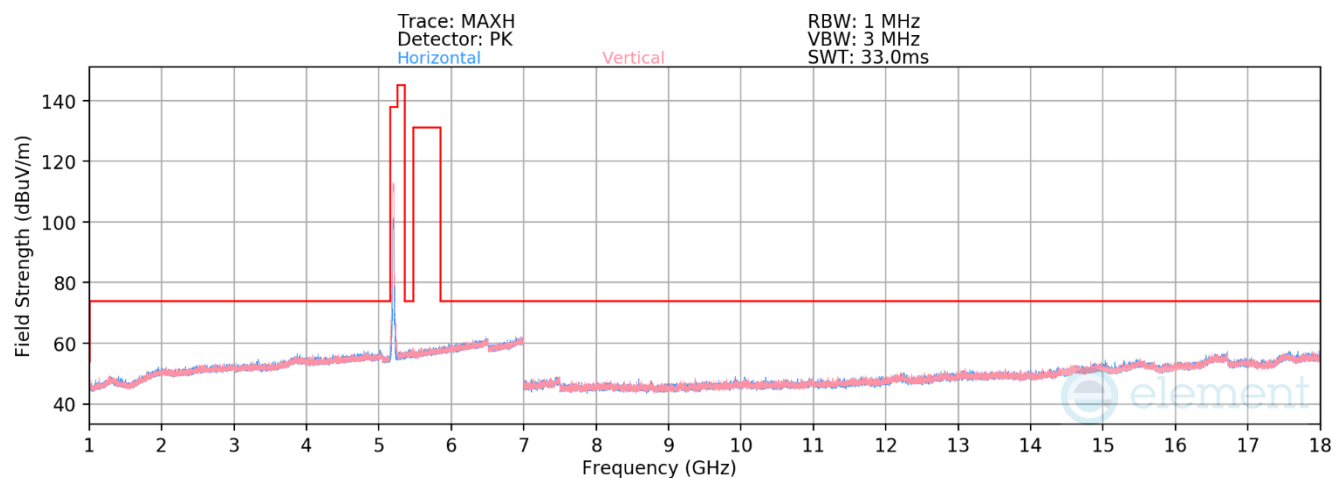
Mode:	802.11ax (20MHz BW)
Data Rate:	MCS0
RU Index:	61
Distance of Measurements:	3 Meters
Operating Frequency:	5180MHz
Channel:	36

Frequency [MHz]	Detector	Ant. Pol. [H/V]	Antenna Height [cm]	Turntable Azimuth [degree]	Analyzer Level [dBm]	AFCL [dB/m]	Field Strength [dBuV/m]	Limit [dBuV/m]	Margin [dB]
10360.00	Peak	H	-	-	-70.35	10.20	46.85	68.20	-21.35
* 15540.00	Average	H	-	-	-84.47	16.09	38.62	53.98	-15.36
* 15540.00	Peak	H	-	-	-74.29	16.09	48.80	73.98	-25.18

**Table 7-215. Radiated Measurements Antenna WF7a (RU242)**

FCC ID: BCGA2898 IC: 579C-A2898		MEASUREMENT REPORT (CERTIFICATION)	Approved by: Technical Manager
Test Report S/N: 1C2311270065-12-R1.BCG	Test Dates: 11/29/2023-2/29/2024	EUT Type: Tablet Device	Page 250 of 447

V 10.5 12/15/2021



**Plot 7-679. RSE above 1GHz Antenna WF7a (11ax – Ch.40 – RU242)**

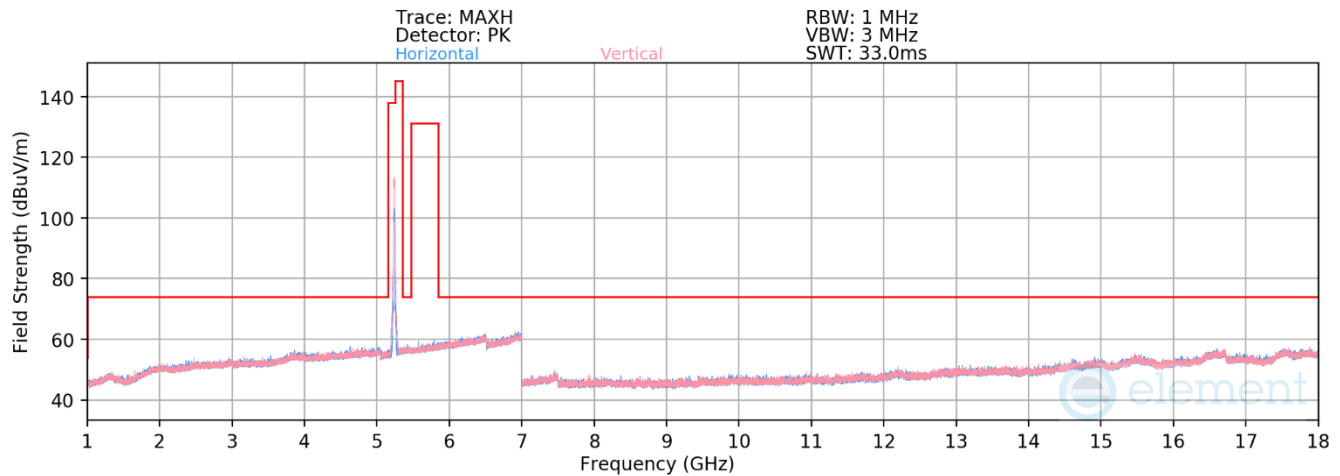
Mode: 802.11ax (20MHz BW)  
Data Rate: MCS0  
RU Index: 61  
Distance of Measurements: 3 Meters  
Operating Frequency: 5200MHz  
Channel: 40

Frequency [MHz]	Detector	Ant. Pol. [H/V]	Antenna Height [cm]	Turntable Azimuth [degree]	Analyzer Level [dBm]	AFCL [dB/m]	Field Strength [dBuV/m]	Limit [dBuV/m]	Margin [dB]
10400.00	Peak	H	-	-	-70.41	9.98	46.57	68.20	-21.63
* 15600.00	Average	H	-	-	-83.87	15.64	38.77	53.98	-15.21
* 15600.00	Peak	H	-	-	-73.21	15.64	49.43	73.98	-24.55

**Table 7-216. Radiated Measurements Antenna WF7a (RU242)**

FCC ID: BCGA2898 IC: 579C-A2898		MEASUREMENT REPORT (CERTIFICATION)	Approved by: Technical Manager
Test Report S/N: 1C2311270065-12-R1.BCG	Test Dates: 11/29/2023-2/29/2024	EUT Type: Tablet Device	Page 251 of 447

V 10.5 12/15/2021



**Plot 7-680. RSE above 1GHz Antenna WF7a (11ax – Ch.48 – RU242)**

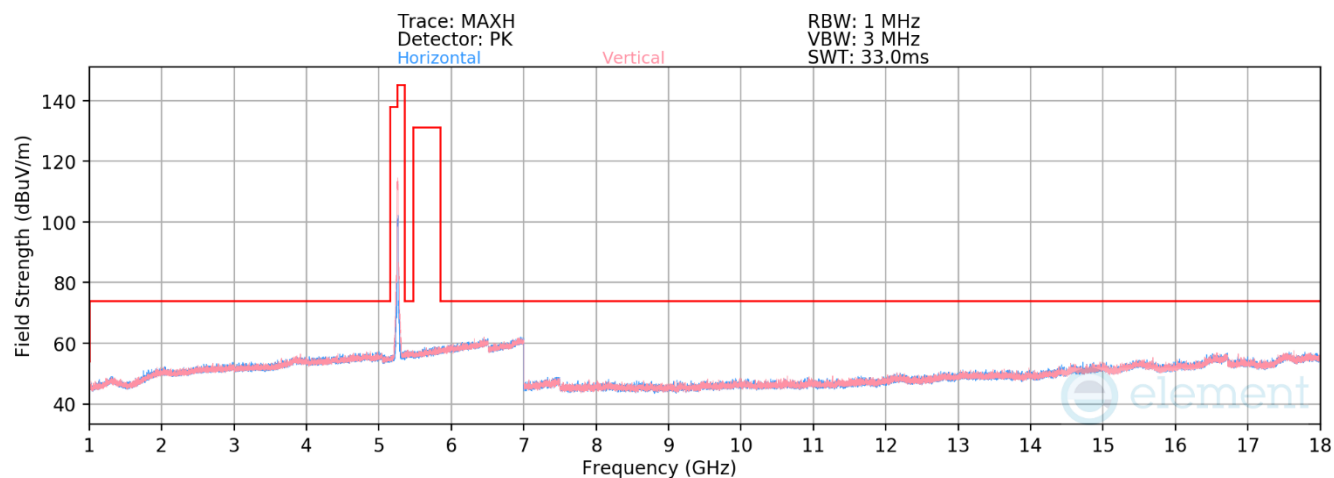
Mode: 802.11ax (20MHz BW)  
Data Rate: MCS0  
RU Index: 61  
Distance of Measurements: 3 Meters  
Operating Frequency: 5240MHz  
Channel: 48

Frequency [MHz]	Detector	Ant. Pol. [H/V]	Antenna Height [cm]	Turntable Azimuth [degree]	Analyzer Level [dBm]	AFCL [dB/m]	Field Strength [dBμV/m]	Limit [dBμV/m]	Margin [dB]
10480.00	Peak	H	-	-	-71.33	10.26	45.93	68.20	-22.27
* 15720.00	Average	H	-	-	-83.71	15.00	38.29	53.98	-15.69
* 15720.00	Peak	H	-	-	-73.18	15.00	48.82	73.98	-25.16

**Table 7-217. Radiated Measurements Antenna WF7a (RU242)**

FCC ID: BCGA2898 IC: 579C-A2898		MEASUREMENT REPORT (CERTIFICATION)	Approved by: Technical Manager
Test Report S/N: 1C2311270065-12-R1.BCG	Test Dates: 11/29/2023-2/29/2024	EUT Type: Tablet Device	Page 252 of 447

V 10.5 12/15/2021



**Plot 7-681. RSE above 1GHz Antenna WF7a (11ax – Ch.52 – RU242)**

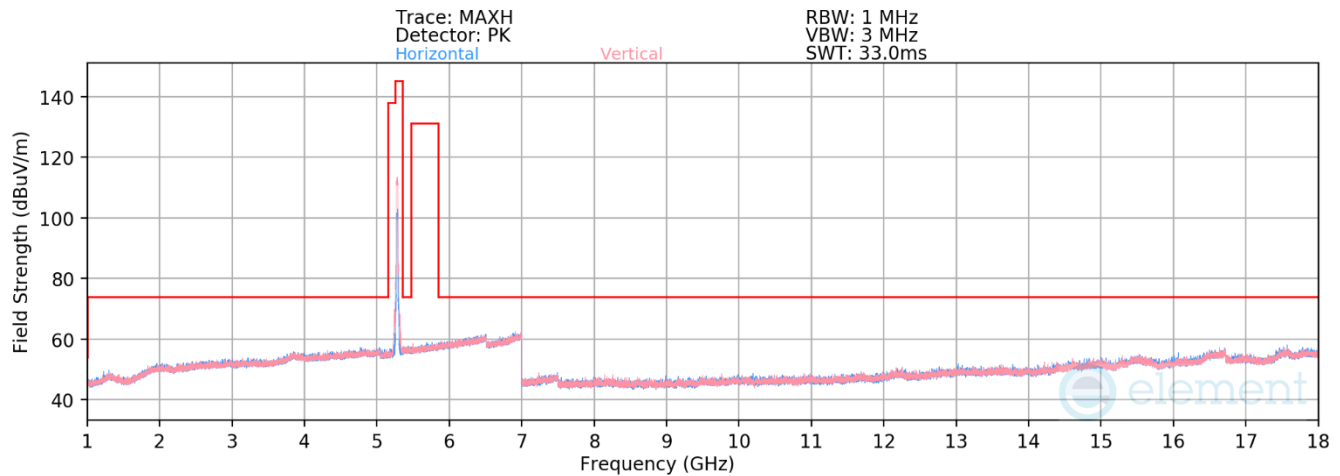
Mode: 802.11ax (20MHz BW)  
Data Rate: MCS0  
RU Index: 61  
Distance of Measurements: 3 Meters  
Operating Frequency: 5260MHz  
Channel: 52

Frequency [MHz]	Detector	Ant. Pol. [H/V]	Antenna Height [cm]	Turntable Azimuth [degree]	Analyzer Level [dBm]	AFCL [dB/m]	Field Strength [dBuV/m]	Limit [dBuV/m]	Margin [dB]
10520.00	Peak	H	-	-	-71.01	10.50	46.49	68.20	-21.71
* 15780.00	Average	H	-	-	-84.40	14.71	37.31	53.98	-16.66
* 15780.00	Peak	H	-	-	-73.96	14.71	47.75	73.98	-26.22

**Table 7-218. Radiated Measurements Antenna WF7a (RU242)**

FCC ID: BCGA2898 IC: 579C-A2898		MEASUREMENT REPORT (CERTIFICATION)	Approved by: Technical Manager
Test Report S/N: 1C2311270065-12-R1.BCG	Test Dates: 11/29/2023-2/29/2024	EUT Type: Tablet Device	Page 253 of 447

V 10.5 12/15/2021



**Plot 7-682. RSE above 1GHz Antenna WF7a (11ax – Ch.56 – RU242)**

Mode: 802.11ax (20MHz BW)  
Data Rate: MCS0  
RU Index: 61  
Distance of Measurements: 3 Meters  
Operating Frequency: 5280MHz  
Channel: 56

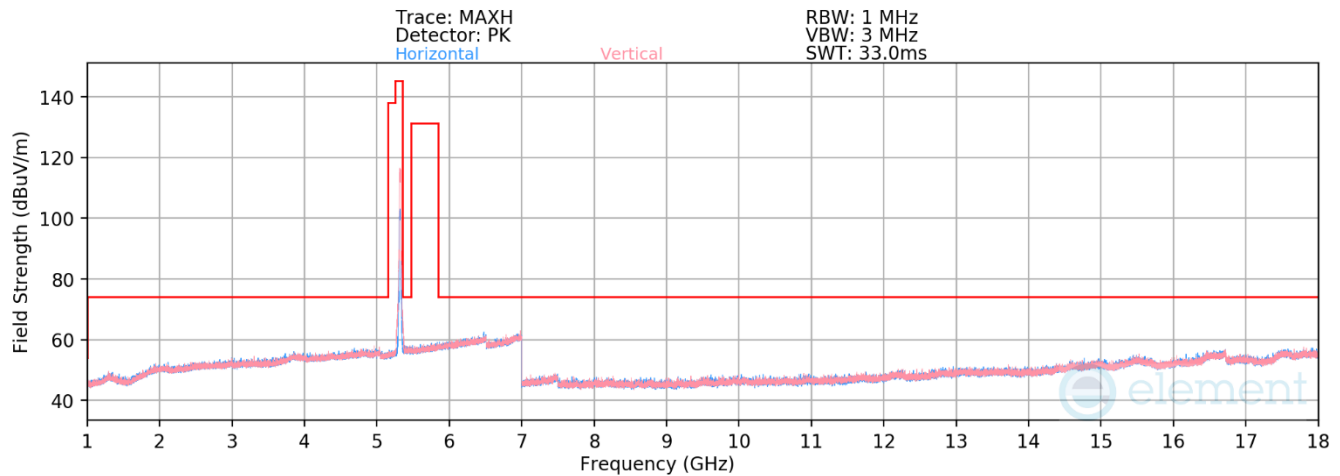
Frequency [MHz]	Detector	Ant. Pol. [H/V]	Antenna Height [cm]	Turntable Azimuth [degree]	Analyzer Level [dBm]	AFCL [dB/m]	Field Strength [dBuV/m]	Limit [dBuV/m]	Margin [dB]
10560.00	Peak	H	-	-	-70.95	10.03	46.08	68.20	-22.12
* 15840.00	Average	H	-	-	-83.95	14.88	37.93	53.98	-16.05
* 15840.00	Peak	H	-	-	-72.37	14.88	49.51	73.98	-24.47

**Table 7-219. Radiated Measurements Antenna WF7a (RU242)**

FCC ID: BCGA2898 IC: 579C-A2898		MEASUREMENT REPORT (CERTIFICATION)	Approved by: Technical Manager
Test Report S/N: 1C2311270065-12-R1.BCG	Test Dates: 11/29/2023-2/29/2024	EUT Type: Tablet Device	Page 254 of 447

V 10.5 12/15/2021





**Plot 7-683. RSE above 1GHz Antenna WF7a (11ax – Ch.64 – RU242)**

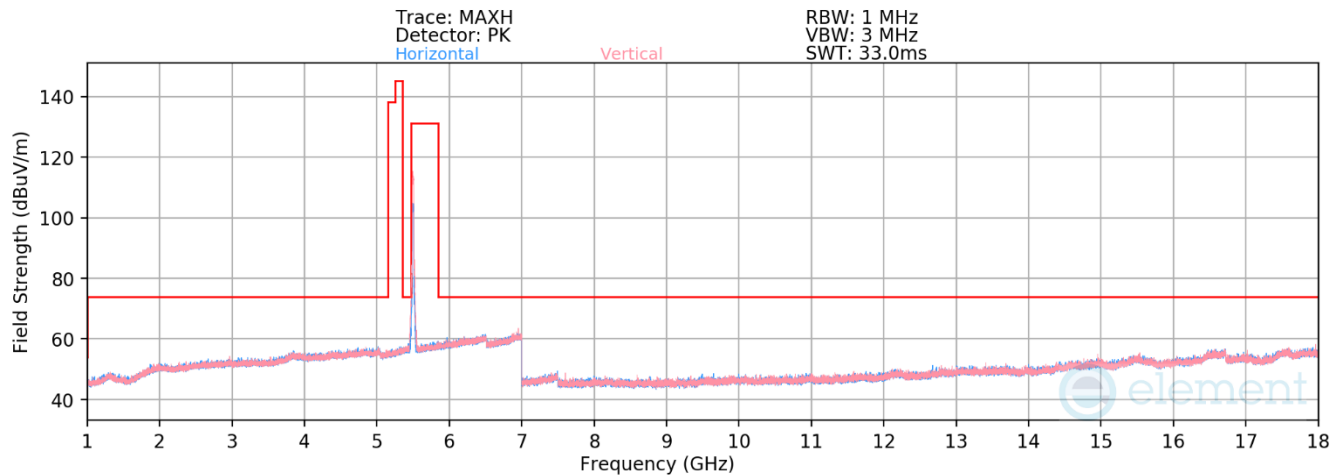
Mode: 802.11ax (20MHz BW)  
Data Rate: MCS0  
RU Index: 61  
Distance of Measurements: 3 Meters  
Operating Frequency: 5320MHz  
Channel: 64

Frequency [MHz]	Detector	Ant. Pol. [H/V]	Antenna Height [cm]	Turntable Azimuth [degree]	Analyzer Level [dBm]	AFCL [dB/m]	Field Strength [dBuV/m]	Limit [dBuV/m]	Margin [dB]
* 10640.00	Average	H	-	-	-82.09	10.23	35.14	53.98	-18.84
* 10640.00	Peak	H	-	-	-71.06	10.23	46.17	73.98	-27.81
* 15960.00	Average	H	-	-	-84.53	15.20	37.67	53.98	-16.31
* 15960.00	Peak	H	-	-	-73.39	15.20	48.81	73.98	-25.17

**Table 7-220. Radiated Measurements Antenna WF7a (RU242)**

FCC ID: BCGA2898 IC: 579C-A2898		MEASUREMENT REPORT (CERTIFICATION)	Approved by: Technical Manager
Test Report S/N: 1C2311270065-12-R1.BCG	Test Dates: 11/29/2023-2/29/2024	EUT Type: Tablet Device	Page 255 of 447

V 10.5 12/15/2021



**Plot 7-684. RSE above 1GHz Antenna WF7a (11ax – Ch.100 – RU242)**

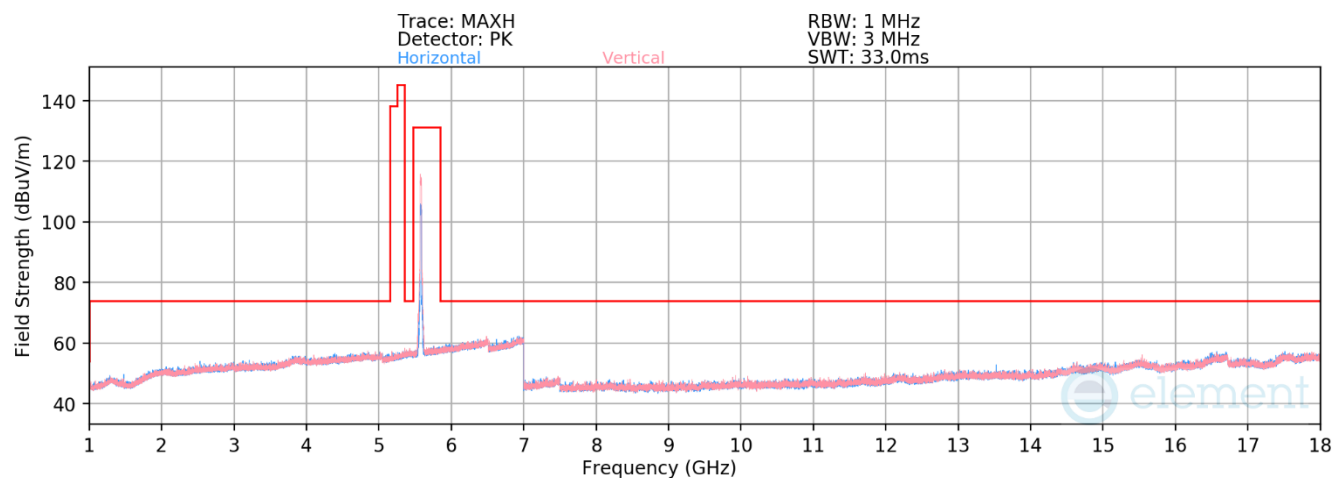
Mode:	802.11ax (20MHz BW)
Data Rate:	MCS0
RU Index:	61
Distance of Measurements:	3 Meters
Operating Frequency:	5500MHz
Channel:	100

	Frequency [MHz]	Detector	Ant. Pol. [H/V]	Antenna Height [cm]	Turntable Azimuth [degree]	Analyzer Level [dBm]	AFCL [dB/m]	Field Strength [dBuV/m]	Limit [dBuV/m]	Margin [dB]
*	11000.00	Average	H	-	-	-82.93	10.92	34.99	53.98	-18.98
*	11000.00	Peak	H	-	-	-71.85	10.92	46.07	73.98	-27.90
	16500.00	Peak	H	-	-	-75.06	17.71	49.65	68.20	-18.55

**Table 7-221. Radiated Measurements Antenna WF7a (RU242)**

FCC ID: BCGA2898 IC: 579C-A2898		MEASUREMENT REPORT (CERTIFICATION)	Approved by: Technical Manager
Test Report S/N: 1C2311270065-12-R1.BCG	Test Dates: 11/29/2023-2/29/2024	EUT Type: Tablet Device	Page 256 of 447

V 10.5 12/15/2021



**Plot 7-685. RSE above 1GHz Antenna WF7a (11ax – Ch.116 – RU242)**

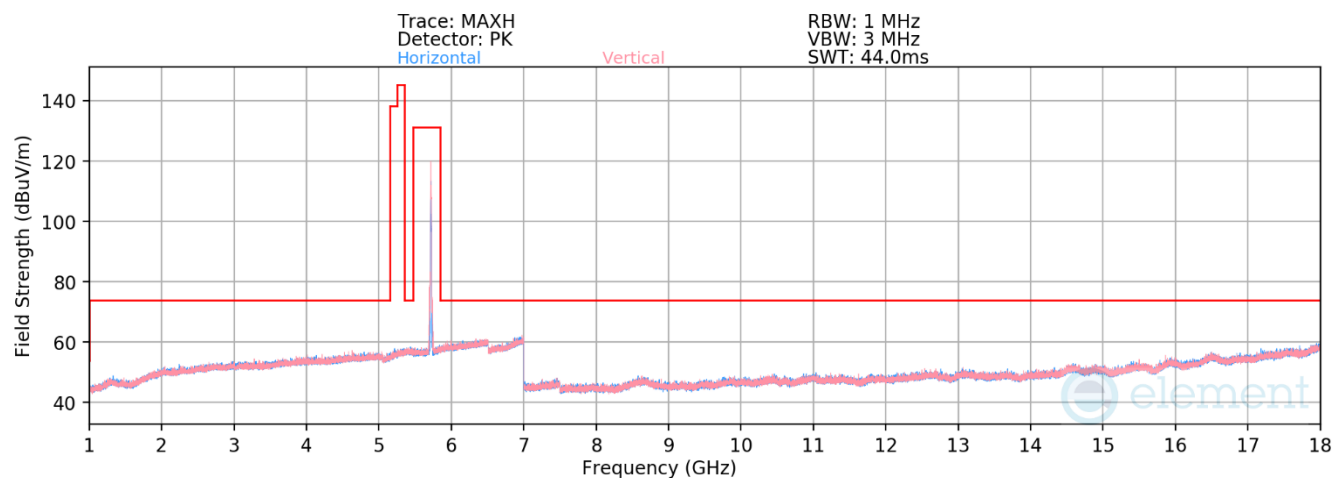
Mode: 802.11ax (20MHz BW)  
Data Rate: MCS0  
RU Index: 61  
Distance of Measurements: 3 Meters  
Operating Frequency: 5580MHz  
Channel: 116

	Frequency [MHz]	Detector	Ant. Pol. [H/V]	Antenna Height [cm]	Turntable Azimuth [degree]	Analyzer Level [dBm]	AFCL [dB/m]	Field Strength [dBuV/m]	Limit [dBuV/m]	Margin [dB]
*	11160.00	Average	H	-	-	-82.36	10.30	34.94	53.98	-19.04
*	11160.00	Peak	H	-	-	-71.97	10.30	45.33	73.98	-28.65
	16740.00	Peak	H	-	-	-73.25	17.30	51.05	68.20	-17.15

**Table 7-222. Radiated Measurements Antenna WF7a (RU242)**

FCC ID: BCGA2898 IC: 579C-A2898		MEASUREMENT REPORT (CERTIFICATION)	Approved by: Technical Manager
Test Report S/N: 1C2311270065-12-R1.BCG	Test Dates: 11/29/2023-2/29/2024	EUT Type: Tablet Device	Page 257 of 447

V 10.5 12/15/2021



**Plot 7-686. RSE above 1GHz Antenna WF7a (11ax – Ch.144 – RU242)**

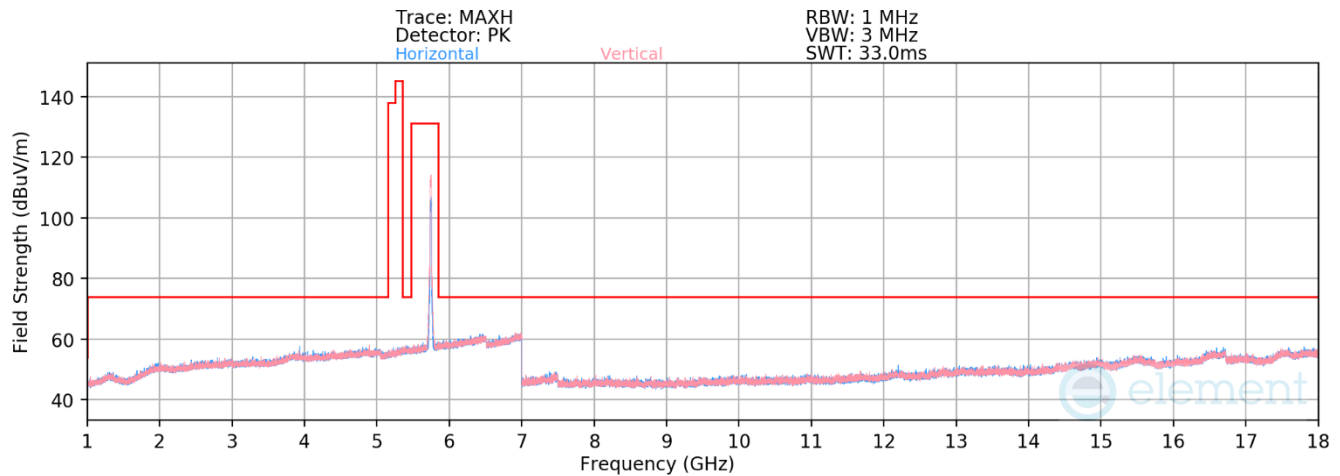
Mode: 802.11ax (20MHz BW)  
Data Rate: MCS0  
RU Index: 61  
Distance of Measurements: 3 Meters  
Operating Frequency: 5720MHz  
Channel: 144

	Frequency [MHz]	Detector	Ant. Pol. [H/V]	Antenna Height [cm]	Turntable Azimuth [degree]	Analyzer Level [dBm]	AFCL [dB/m]	Field Strength [dBuV/m]	Limit [dBuV/m]	Margin [dB]
*	11400.00	Average	H	-	-	-83.16	10.73	34.57	53.98	-19.41
*	11400.00	Peak	H	-	-	-72.00	10.73	45.73	73.98	-28.25
	17100.00	Peak	H	-	-	-73.51	18.32	51.81	68.20	-16.39

**Table 7-223. Radiated Measurements Antenna WF7a (RU242)**

FCC ID: BCGA2898 IC: 579C-A2898		MEASUREMENT REPORT (CERTIFICATION)	Approved by: Technical Manager
Test Report S/N: 1C2311270065-12-R1.BCG	Test Dates: 11/29/2023-2/29/2024	EUT Type: Tablet Device	Page 258 of 447

V 10.5 12/15/2021



**Plot 7-687. RSE above 1GHz Antenna WF7a (11ax – Ch.149 – RU242)**

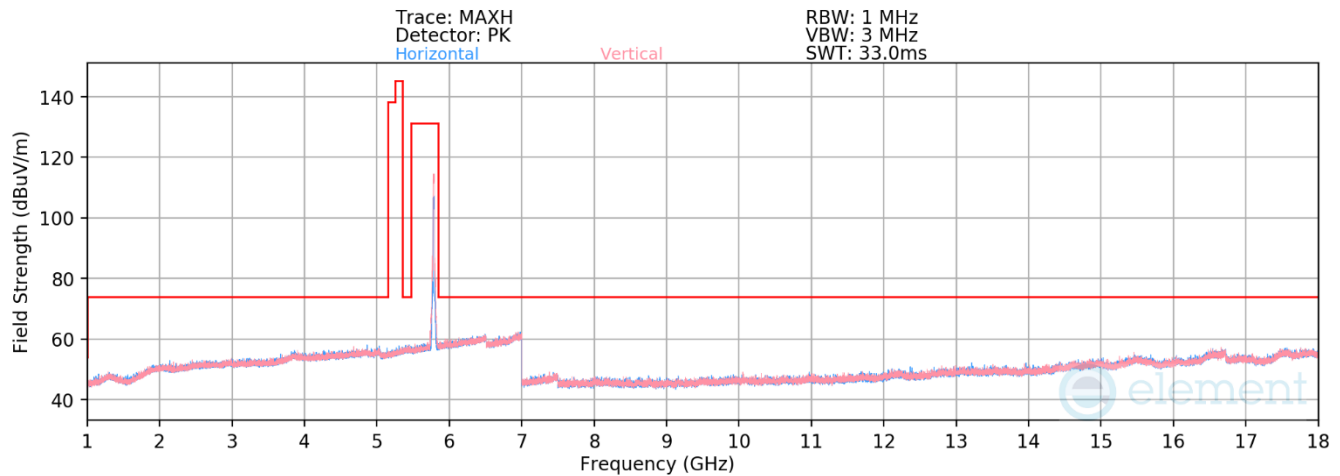
Mode:	802.11ax (20MHz BW)
Data Rate:	MCS0
RU Index:	61
Distance of Measurements:	3 Meters
Operating Frequency:	5745MHz
Channel:	149

	Frequency [MHz]	Detector	Ant. Pol. [H/V]	Antenna Height [cm]	Turntable Azimuth [degree]	Analyzer Level [dBm]	AFCL [dB/m]	Field Strength [dBuV/m]	Limit [dBuV/m]	Margin [dB]
*	11490.00	Average	H	-	-	-82.81	10.78	34.97	53.98	-19.01
*	11490.00	Peak	H	-	-	-70.92	10.78	46.86	73.98	-27.12
	17235.00	Peak	H	-	-	-74.30	18.10	50.80	68.20	-17.40

**Table 7-224. Radiated Measurements Antenna WF7a (RU242)**

FCC ID: BCGA2898 IC: 579C-A2898		MEASUREMENT REPORT (CERTIFICATION)	Approved by: Technical Manager
Test Report S/N: 1C2311270065-12-R1.BCG	Test Dates: 11/29/2023-2/29/2024	EUT Type: Tablet Device	Page 259 of 447

V 10.5 12/15/2021



**Plot 7-688. RSE above 1GHz Antenna WF7a (11ax – Ch.157 – RU242)**

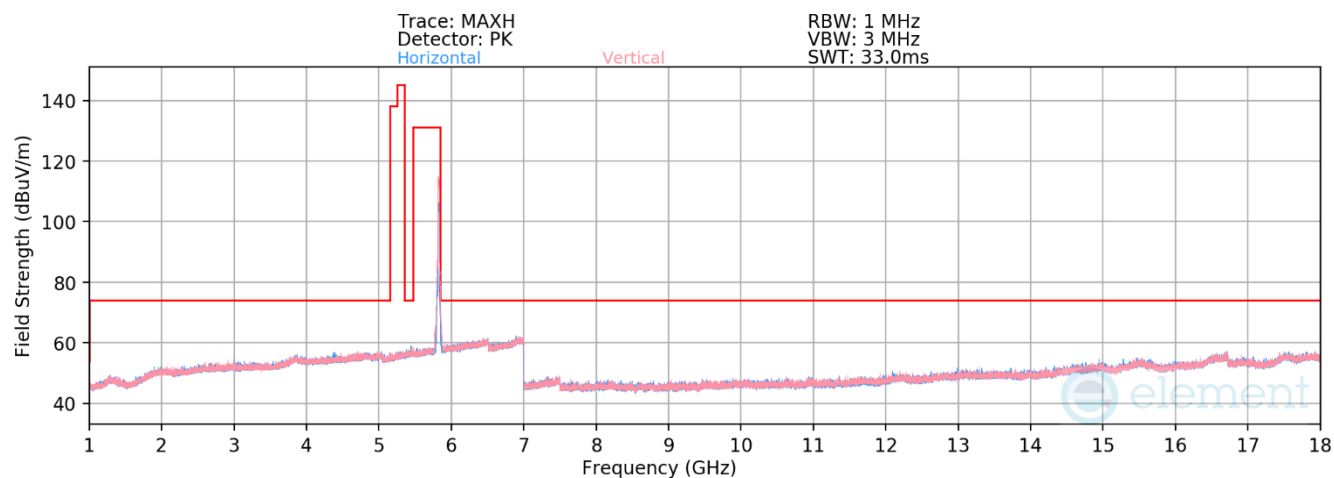
Mode: 802.11ax (20MHz BW)  
Data Rate: MCS0  
RU Index: 61  
Distance of Measurements: 3 Meters  
Operating Frequency: 5785MHz  
Channel: 157

	Frequency [MHz]	Detector	Ant. Pol. [H/V]	Antenna Height [cm]	Turntable Azimuth [degree]	Analyzer Level [dBm]	AFCL [dB/m]	Field Strength [dBuV/m]	Limit [dBuV/m]	Margin [dB]
*	11570.00	Average	H	-	-	-82.97	10.96	34.99	53.98	-18.99
*	11570.00	Peak	H	-	-	-70.41	10.96	47.55	73.98	-26.43
	17355.00	Peak	H	-	-	-74.27	18.81	51.54	68.20	-16.66

**Table 7-225. Radiated Measurements Antenna WF7a (RU242)**

FCC ID: BCGA2898 IC: 579C-A2898		MEASUREMENT REPORT (CERTIFICATION)	Approved by: Technical Manager
Test Report S/N: 1C2311270065-12-R1.BCG	Test Dates: 11/29/2023-2/29/2024	EUT Type: Tablet Device	Page 260 of 447

V 10.5 12/15/2021



**Plot 7-689. RSE above 1GHz Antenna WF7a (11ax – Ch.165 – RU242)**

Mode: 802.11ax (20MHz BW)  
Data Rate: MCS0  
RU Index: 61  
Distance of Measurements: 3 Meters  
Operating Frequency: 5825MHz  
Channel: 165

	Frequency [MHz]	Detector	Ant. Pol. [H/V]	Antenna Height [cm]	Turntable Azimuth [degree]	Analyzer Level [dBm]	AFCL [dB/m]	Field Strength [dBuV/m]	Limit [dBuV/m]	Margin [dB]
*	11650.00	Average	H	-	-	-82.50	11.08	35.58	53.98	-18.40
*	11650.00	Peak	H	-	-	-70.76	11.08	47.32	73.98	-26.66
	17475.00	Peak	H	-	-	-75.30	21.09	52.79	68.20	-15.41

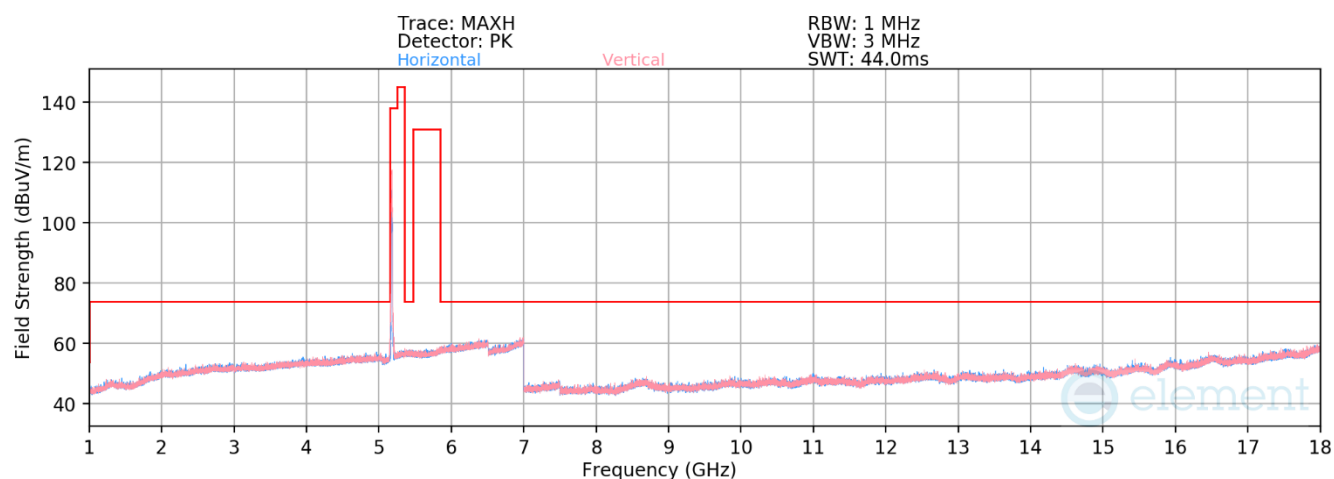
**Table 7-226. Radiated Measurements Antenna WF7a (RU242)**

FCC ID: BCGA2898 IC: 579C-A2898		MEASUREMENT REPORT (CERTIFICATION)	Approved by: Technical Manager
Test Report S/N: 1C2311270065-12-R1.BCG	Test Dates: 11/29/2023-2/29/2024	EUT Type: Tablet Device	Page 261 of 447

V 10.5 12/15/2021

## 7.6.2 Antenna WF2a Radiated Spurious Emission

### RU26/RU52



Plot 7-690. RSE above 1GHz Antenna WF2a (11ax – Ch.36 – RU26)

Mode:	11ax (20MHz BW)
Data Rate:	MCS0
RU Index:	4
Distance of Measurements:	3 Meters
Operating Frequency:	5180MHz
Channel:	36

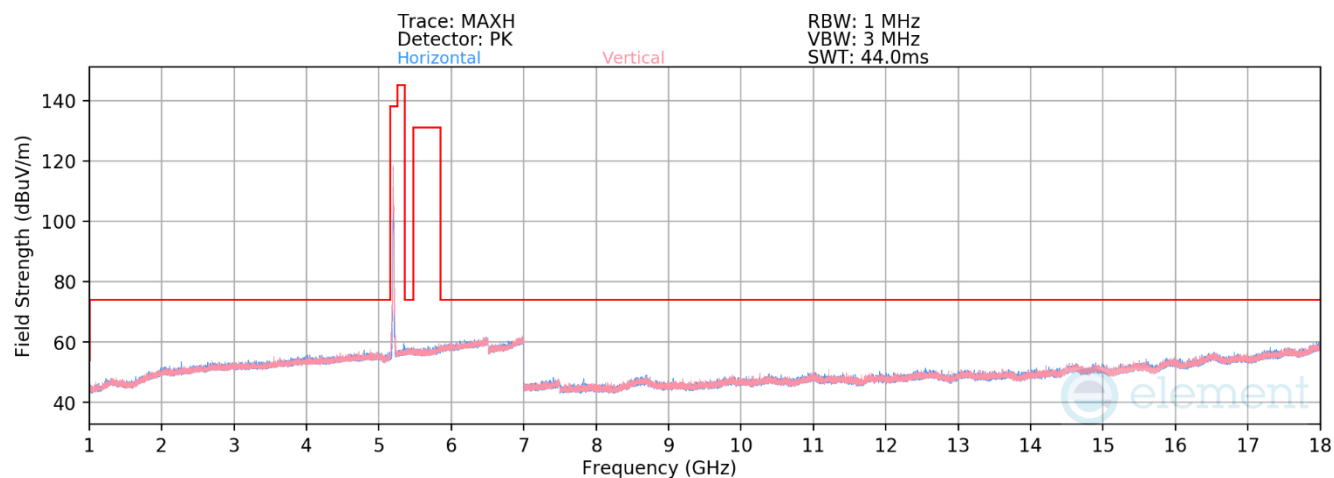
Frequency [MHz]	Detector	Ant. Pol. [H/V]	Antenna Height [cm]	Turntable Azimuth [degree]	Analyzer Level [dBm]	AFCL [dB/m]	Field Strength [dBuV/m]	Limit [dBuV/m]	Margin [dB]
10360.00	Peak	H	-	-	-69.24	11.14	48.90	68.20	-19.30
* 15540.00	Average	H	-	-	-81.63	17.36	42.73	53.98	-11.25
* 15540.00	Peak	H	-	-	-70.40	17.36	53.96	73.98	-20.02

Table 7-227. Radiated Measurements Antenna WF2a (RU26)

FCC ID: BCGA2898 IC: 579C-A2898		MEASUREMENT REPORT (CERTIFICATION)	Approved by: Technical Manager
Test Report S/N: 1C2311270065-12-R1.BCG	Test Dates: 11/29/2023-2/29/2024	EUT Type: Tablet Device	Page 262 of 447

V 10.5 12/15/2021





**Plot 7-691. RSE above 1GHz Antenna WF2a (11ax – Ch.40 – RU26)**

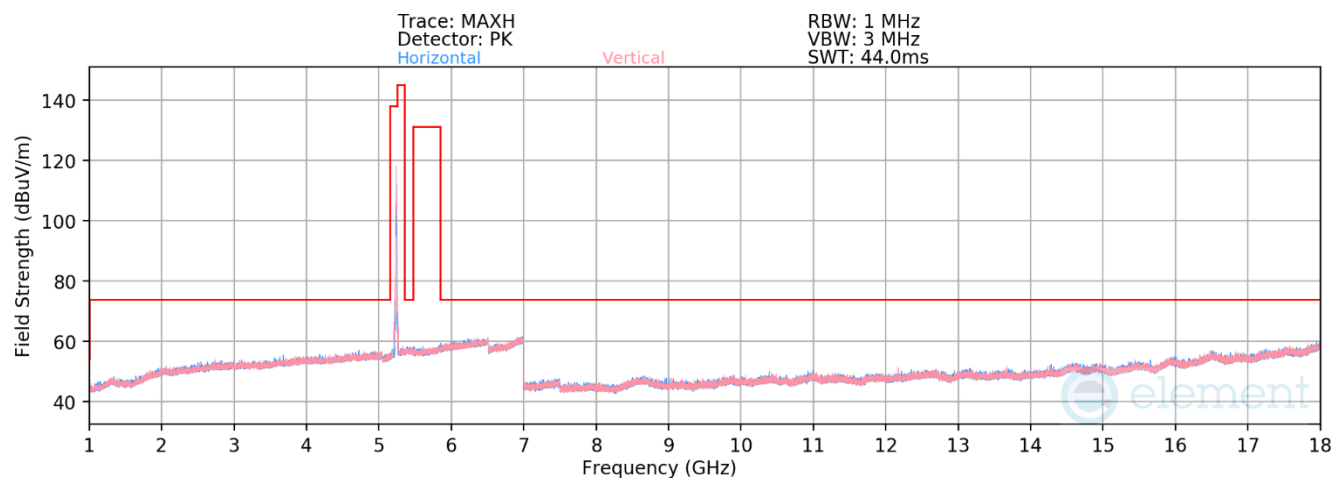
Mode: 802.11ax (20MHz BW)  
Data Rate: MCS0  
RU Index: 4  
Distance of Measurements: 3 Meters  
Operating Frequency: 5200MHz  
Channel: 40

Frequency [MHz]	Detector	Ant. Pol. [H/V]	Antenna Height [cm]	Turntable Azimuth [degree]	Analyzer Level [dBm]	AFCL [dB/m]	Field Strength [dBuV/m]	Limit [dBuV/m]	Margin [dB]
10400.00	Peak	H	-	-	-69.17	11.20	49.03	68.20	-19.17
* 15600.00	Average	H	-	-	-81.73	17.11	42.38	53.98	-11.60
* 15600.00	Peak	H	-	-	-69.87	17.11	54.24	73.98	-19.74

**Table 7-228. Radiated Measurements Antenna WF2a (RU26)**

FCC ID: BCGA2898 IC: 579C-A2898		MEASUREMENT REPORT (CERTIFICATION)	Approved by: Technical Manager
Test Report S/N: 1C2311270065-12-R1.BCG	Test Dates: 11/29/2023-2/29/2024	EUT Type: Tablet Device	Page 263 of 447

V 10.5 12/15/2021



**Plot 7-692. RSE above 1GHz Antenna WF2a (11ax – Ch.48 – RU26)**

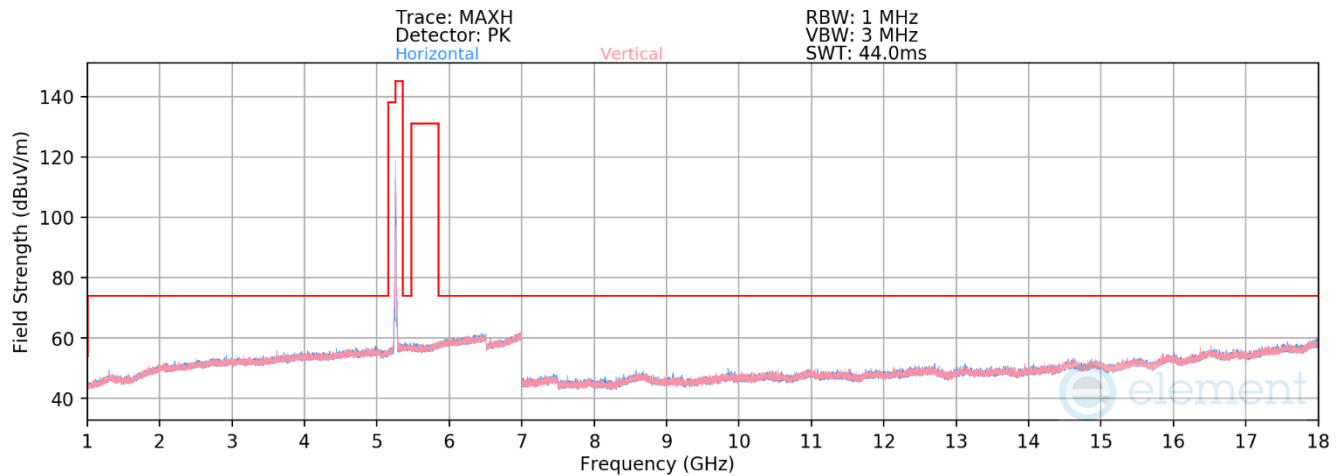
Mode: 802.11ax (20MHz BW)  
Data Rate: MCS0  
RU Index: 4  
Distance of Measurements: 3 Meters  
Operating Frequency: 5240MHz  
Channel: 48

Frequency [MHz]	Detector	Ant. Pol. [H/V]	Antenna Height [cm]	Turntable Azimuth [degree]	Analyzer Level [dBm]	AFCL [dB/m]	Field Strength [dBμV/m]	Limit [dBμV/m]	Margin [dB]
10480.00	Peak	H	-	-	-69.01	11.30	49.29	68.20	-18.91
* 15720.00	Average	H	-	-	-82.24	16.73	41.49	53.98	-12.49
* 15720.00	Peak	H	-	-	-70.57	16.73	53.16	73.98	-20.82

**Table 7-229. Radiated Measurements Antenna WF2a (RU26)**

FCC ID: BCGA2898 IC: 579C-A2898		MEASUREMENT REPORT (CERTIFICATION)	Approved by: Technical Manager
Test Report S/N: 1C2311270065-12-R1.BCG	Test Dates: 11/29/2023-2/29/2024	EUT Type: Tablet Device	Page 264 of 447

V 10.5 12/15/2021



**Plot 7-693. RSE above 1GHz Antenna WF2a (11ax – Ch.52 – RU52)**

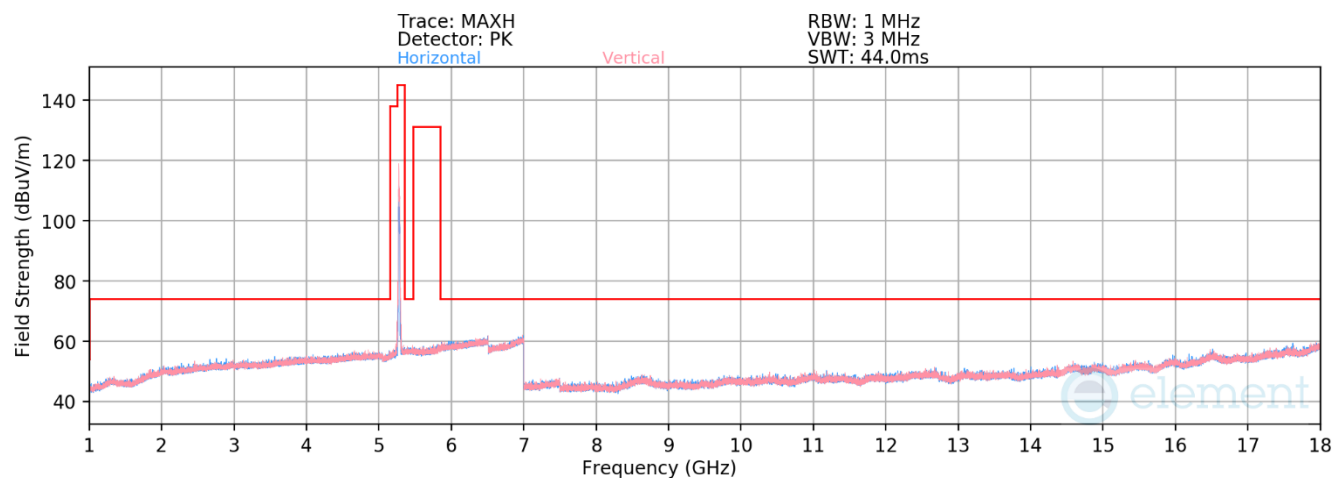
Mode: 802.11ax (20MHz BW)  
Data Rate: MCS0  
RU Index: 38  
Distance of Measurements: 3 Meters  
Operating Frequency: 5260MHz  
Channel: 52

Frequency [MHz]	Detector	Ant. Pol. [H/V]	Antenna Height [cm]	Turntable Azimuth [degree]	Analyzer Level [dBm]	AFCL [dB/m]	Field Strength [dBuV/m]	Limit [dBuV/m]	Margin [dB]
10520.00	Peak	H	-	-	-69.46	11.15	48.69	68.20	-19.51
* 15780.00	Average	H	-	-	-81.98	17.32	42.34	53.98	-11.64
* 15780.00	Peak	H	-	-	-70.44	17.32	53.88	73.98	-20.10

**Table 7-230. Radiated Measurements Antenna WF2a (RU52)**

FCC ID: BCGA2898 IC: 579C-A2898		MEASUREMENT REPORT (CERTIFICATION)	Approved by: Technical Manager
Test Report S/N: 1C2311270065-12-R1.BCG	Test Dates: 11/29/2023-2/29/2024	EUT Type: Tablet Device	Page 265 of 447

V 10.5 12/15/2021



**Plot 7-694. RSE above 1GHz Antenna WF2a (11ax – Ch.56 – RU52)**

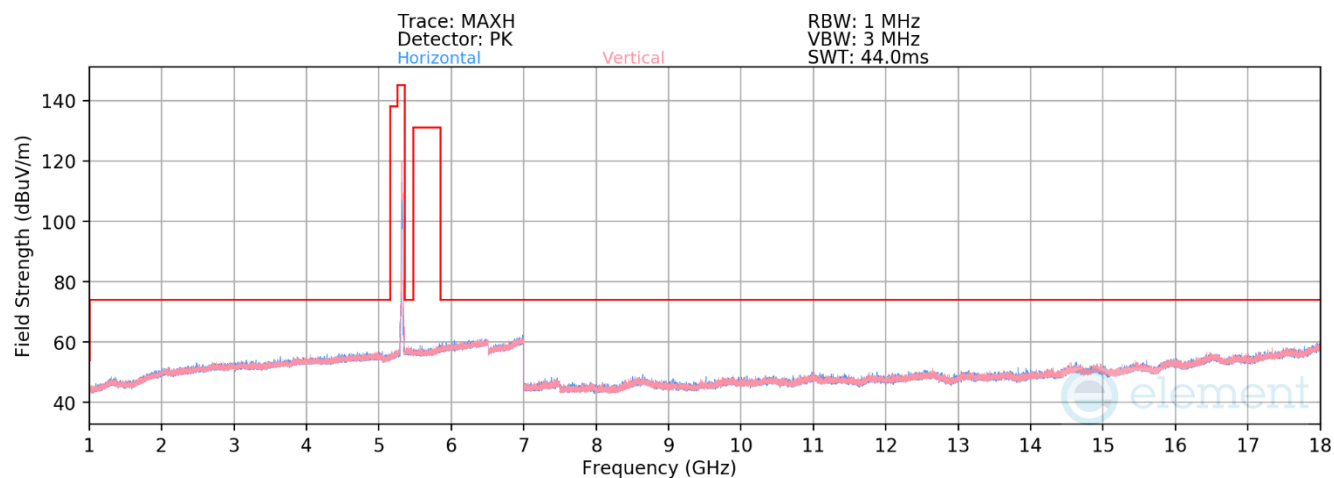
Mode: 802.11ax (20MHz BW)  
Data Rate: MCS0  
RU Index: 38  
Distance of Measurements: 3 Meters  
Operating Frequency: 5280MHz  
Channel: 56

Frequency [MHz]	Detector	Ant. Pol. [H/V]	Antenna Height [cm]	Turntable Azimuth [degree]	Analyzer Level [dBm]	AFCL [dB/m]	Field Strength [dBuV/m]	Limit [dBuV/m]	Margin [dB]
10560.00	Peak	H	-	-	-69.28	11.01	48.73	68.20	-19.47
* 15840.00	Average	H	-	-	-81.65	17.73	43.08	53.98	-10.90
* 15840.00	Peak	H	-	-	-70.36	17.73	54.37	73.98	-19.61

**Table 7-231. Radiated Measurements Antenna WF2a (RU52)**

FCC ID: BCGA2898 IC: 579C-A2898		MEASUREMENT REPORT (CERTIFICATION)	Approved by: Technical Manager
Test Report S/N: 1C2311270065-12-R1.BCG	Test Dates: 11/29/2023-2/29/2024	EUT Type: Tablet Device	Page 266 of 447

V 10.5 12/15/2021



**Plot 7-695. RSE above 1GHz Antenna WF2a (11ax – Ch.64 – RU52)**

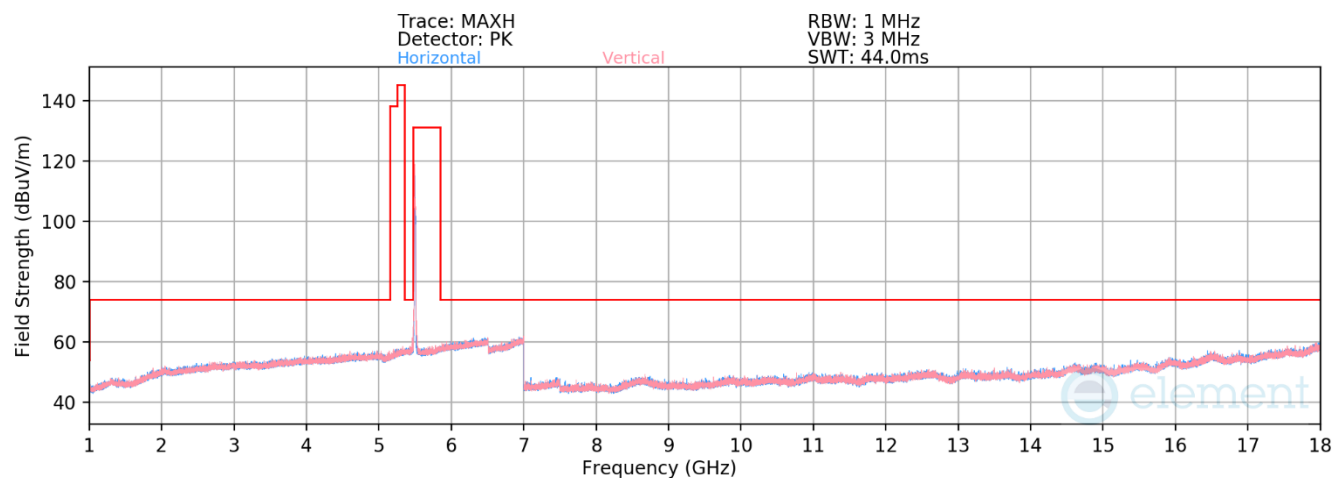
Mode: 802.11ax (20MHz BW)  
Data Rate: MCS0  
RU Index: 38  
Distance of Measurements: 3 Meters  
Operating Frequency: 5320MHz  
Channel: 64

	Frequency [MHz]	Detector	Ant. Pol. [H/V]	Antenna Height [cm]	Turntable Azimuth [degree]	Analyzer Level [dBm]	AFCL [dB/m]	Field Strength [dBuV/m]	Limit [dBuV/m]	Margin [dB]
*	10640.00	Average	H	-	-	-80.72	10.87	37.15	53.98	-16.83
*	10640.00	Peak	H	-	-	-69.43	10.87	48.44	73.98	-25.54
*	15960.00	Average	H	-	-	-81.07	17.92	43.85	53.98	-10.13
*	15960.00	Peak	H	-	-	-69.65	17.92	55.27	73.98	-18.71

**Table 7-232. Radiated Measurements Antenna WF2a (RU52)**

FCC ID: BCGA2898 IC: 579C-A2898		MEASUREMENT REPORT (CERTIFICATION)	Approved by: Technical Manager
Test Report S/N: 1C2311270065-12-R1.BCG	Test Dates: 11/29/2023-2/29/2024	EUT Type: Tablet Device	Page 267 of 447

V 10.5 12/15/2021



**Plot 7-696. RSE above 1GHz Antenna WF2a (11ax – Ch.100 – RU52)**

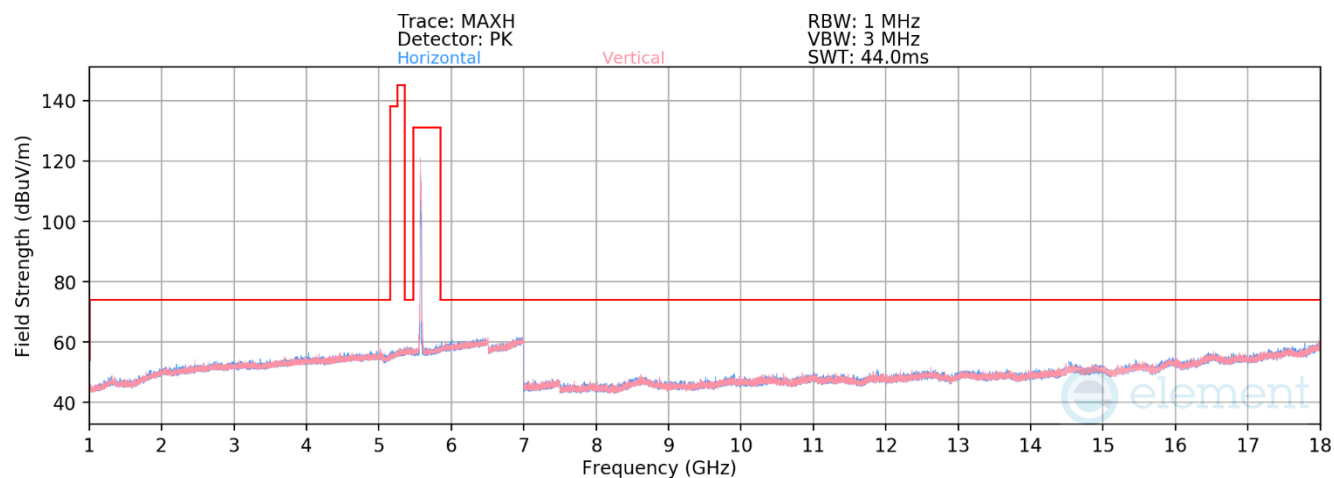
Mode:	802.11ax (20MHz BW)
Data Rate:	MCS0
RU Index:	38
Distance of Measurements:	3 Meters
Operating Frequency:	5500MHz
Channel:	100

	Frequency [MHz]	Detector	Ant. Pol. [H/V]	Antenna Height [cm]	Turntable Azimuth [degree]	Analyzer Level [dBm]	AFCL [dB/m]	Field Strength [dBuV/m]	Limit [dBuV/m]	Margin [dB]
*	11000.00	Average	H	-	-	-81.23	12.10	37.87	53.98	-16.11
*	11000.00	Peak	H	-	-	-69.47	12.10	49.63	73.98	-24.35
	16500.00	Peak	H	-	-	-70.58	19.60	56.02	68.20	-12.18

**Table 7-233. Radiated Measurements Antenna WF2a (RU52)**

FCC ID: BCGA2898 IC: 579C-A2898		MEASUREMENT REPORT (CERTIFICATION)	Approved by: Technical Manager
Test Report S/N: 1C2311270065-12-R1.BCG	Test Dates: 11/29/2023-2/29/2024	EUT Type: Tablet Device	Page 268 of 447

V 10.5 12/15/2021



**Plot 7-697. RSE above 1GHz Antenna WF2a (11ax – Ch.116 – RU52)**

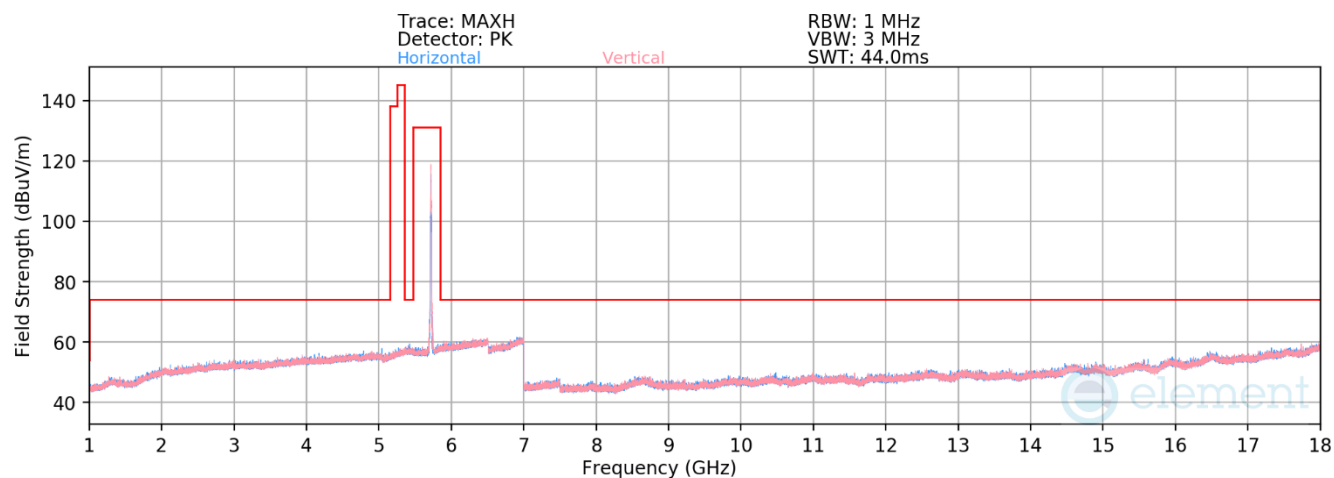
Mode: 802.11ax (20MHz BW)  
Data Rate: MCS0  
RU Index: 38  
Distance of Measurements: 3 Meters  
Operating Frequency: 5580MHz  
Channel: 116

	Frequency [MHz]	Detector	Ant. Pol. [H/V]	Antenna Height [cm]	Turntable Azimuth [degree]	Analyzer Level [dBm]	AFCL [dB/m]	Field Strength [dBuV/m]	Limit [dBuV/m]	Margin [dB]
*	11160.00	Average	H	-	-	-80.78	11.29	37.51	53.98	-16.47
*	11160.00	Peak	H	-	-	-68.74	11.29	49.55	73.98	-24.43
	16740.00	Peak	H	-	-	-71.15	19.67	55.52	68.20	-12.68

**Table 7-234. Radiated Measurements Antenna WF2a (RU52)**

FCC ID: BCGA2898 IC: 579C-A2898		MEASUREMENT REPORT (CERTIFICATION)	Approved by: Technical Manager
Test Report S/N: 1C2311270065-12-R1.BCG	Test Dates: 11/29/2023-2/29/2024	EUT Type: Tablet Device	Page 269 of 447

V 10.5 12/15/2021



**Plot 7-698. RSE above 1GHz Antenna WF2a (11ax – Ch.144 – RU52)**

Mode: 802.11ax (20MHz BW)  
Data Rate: MCS0  
RU Index: 38  
Distance of Measurements: 3 Meters  
Operating Frequency: 5720MHz  
Channel: 144

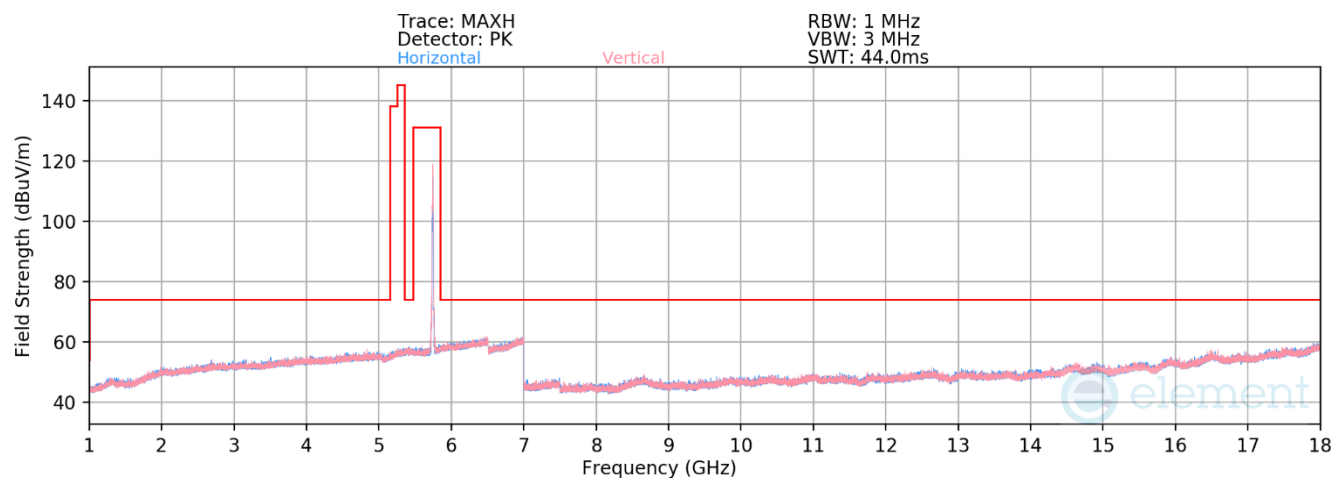
	Frequency [MHz]	Detector	Ant. Pol. [H/V]	Antenna Height [cm]	Turntable Azimuth [degree]	Analyzer Level [dBm]	AFCL [dB/m]	Field Strength [dBuV/m]	Limit [dBuV/m]	Margin [dB]
*	11400.00	Average	H	-	-	-80.56	12.05	38.49	53.98	-15.49
*	11400.00	Peak	H	-	-	-69.09	12.05	49.96	73.98	-24.02
	17100.00	Peak	H	-	-	-71.00	20.91	56.91	68.20	-11.29

**Table 7-235. Radiated Measurements Antenna WF2a (RU52)**

FCC ID: BCGA2898 IC: 579C-A2898		MEASUREMENT REPORT (CERTIFICATION)	Approved by: Technical Manager
Test Report S/N: 1C2311270065-12-R1.BCG	Test Dates: 11/29/2023-2/29/2024	EUT Type: Tablet Device	Page 270 of 447

V 10.5 12/15/2021





**Plot 7-699. RSE above 1GHz Antenna WF2a (11ax – Ch.149 – RU26)**

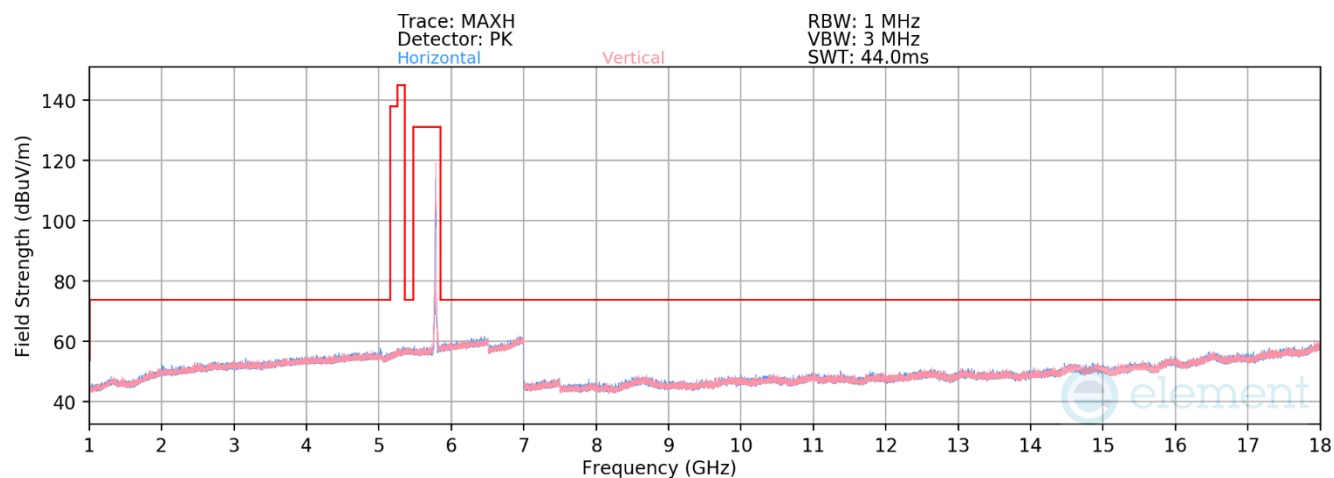
Mode: 802.11ax (20MHz BW)  
Data Rate: MCS0  
RU Index: 4  
Distance of Measurements: 3 Meters  
Operating Frequency: 5745MHz  
Channel: 149

	Frequency [MHz]	Detector	Ant. Pol. [H/V]	Antenna Height [cm]	Turntable Azimuth [degree]	Analyzer Level [dBm]	AFCL [dB/m]	Field Strength [dBuV/m]	Limit [dBuV/m]	Margin [dB]
*	11490.00	Average	H	-	-	-81.11	11.97	37.86	53.98	-16.12
*	11490.00	Peak	H	-	-	-69.45	11.97	49.52	73.98	-24.46
	17235.00	Peak	H	-	-	-70.60	20.94	57.34	68.20	-10.86

**Table 7-236. Radiated Measurements Antenna WF2a (RU26)**

FCC ID: BCGA2898 IC: 579C-A2898		MEASUREMENT REPORT (CERTIFICATION)	Approved by: Technical Manager
Test Report S/N: 1C2311270065-12-R1.BCG	Test Dates: 11/29/2023-2/29/2024	EUT Type: Tablet Device	Page 271 of 447

V 10.5 12/15/2021



**Plot 7-700. RSE above 1GHz Antenna WF2a (11ax – Ch.157 – RU26)**

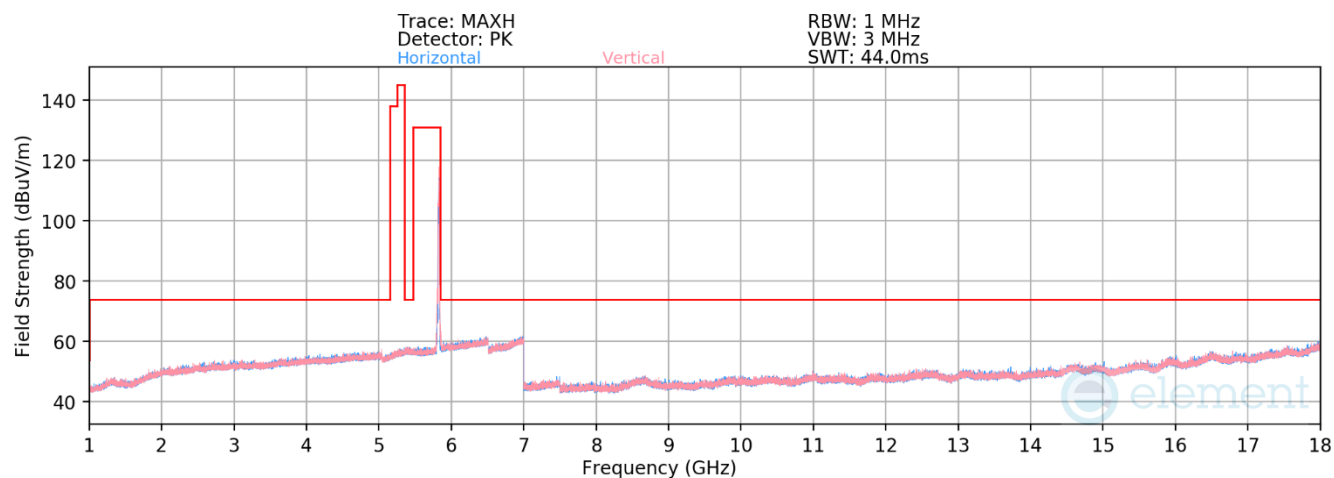
Mode: 802.11ax (20MHz BW)  
Data Rate: MCS0  
RU Index: 4  
Distance of Measurements: 3 Meters  
Operating Frequency: 5785MHz  
Channel: 157

	Frequency [MHz]	Detector	Ant. Pol. [H/V]	Antenna Height [cm]	Turntable Azimuth [degree]	Analyzer Level [dBm]	AFCL [dB/m]	Field Strength [dBμV/m]	Limit [dBμV/m]	Margin [dB]
*	11570.00	Average	H	-	-	-81.09	12.07	37.98	53.98	-16.00
*	11570.00	Peak	H	-	-	-69.57	12.07	49.50	73.98	-24.48
	17355.00	Peak	H	-	-	-70.95	21.01	57.06	68.20	-11.14

**Table 7-237. Radiated Measurements Antenna WF2a (RU26)**

FCC ID: BCGA2898 IC: 579C-A2898		MEASUREMENT REPORT (CERTIFICATION)	Approved by: Technical Manager
Test Report S/N: 1C2311270065-12-R1.BCG	Test Dates: 11/29/2023-2/29/2024	EUT Type: Tablet Device	Page 272 of 447

V 10.5 12/15/2021



**Plot 7-701. RSE above 1GHz Antenna WF2a (11ax – Ch.165 – RU26)**

Mode: 802.11ax (20MHz BW)  
Data Rate: MCS0  
RU Index: 4  
Distance of Measurements: 3 Meters  
Operating Frequency: 5825MHz  
Channel: 165

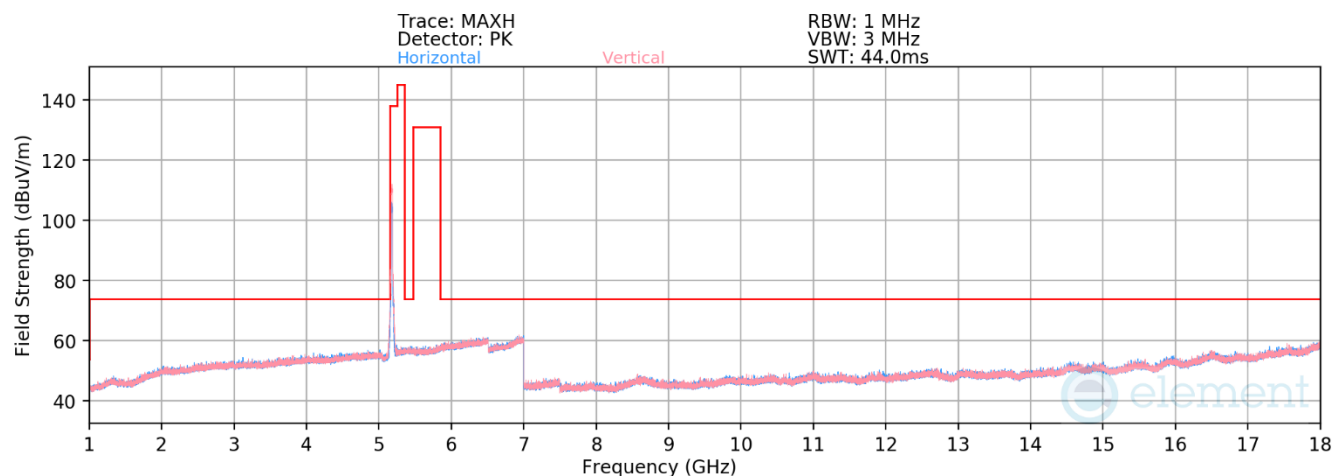
	Frequency [MHz]	Detector	Ant. Pol. [H/V]	Antenna Height [cm]	Turntable Azimuth [degree]	Analyzer Level [dBm]	AFCL [dB/m]	Field Strength [dBμV/m]	Limit [dBμV/m]	Margin [dB]
*	11650.00	Average	H	-	-	-81.50	11.97	37.47	53.98	-16.51
*	11650.00	Peak	H	-	-	-70.06	11.97	48.91	73.98	-25.07
	17475.00	Peak	H	-	-	-70.72	21.83	58.11	68.20	-10.09

**Table 7-238. Radiated Measurements Antenna WF2a (RU26)**

FCC ID: BCGA2898 IC: 579C-A2898		MEASUREMENT REPORT (CERTIFICATION)	Approved by: Technical Manager
Test Report S/N: 1C2311270065-12-R1.BCG	Test Dates: 11/29/2023-2/29/2024	EUT Type: Tablet Device	Page 273 of 447

V 10.5 12/15/2021

## RU242



**Plot 7-702. RSE above 1GHz Antenna WF2a (11ax – Ch.36 – RU242)**

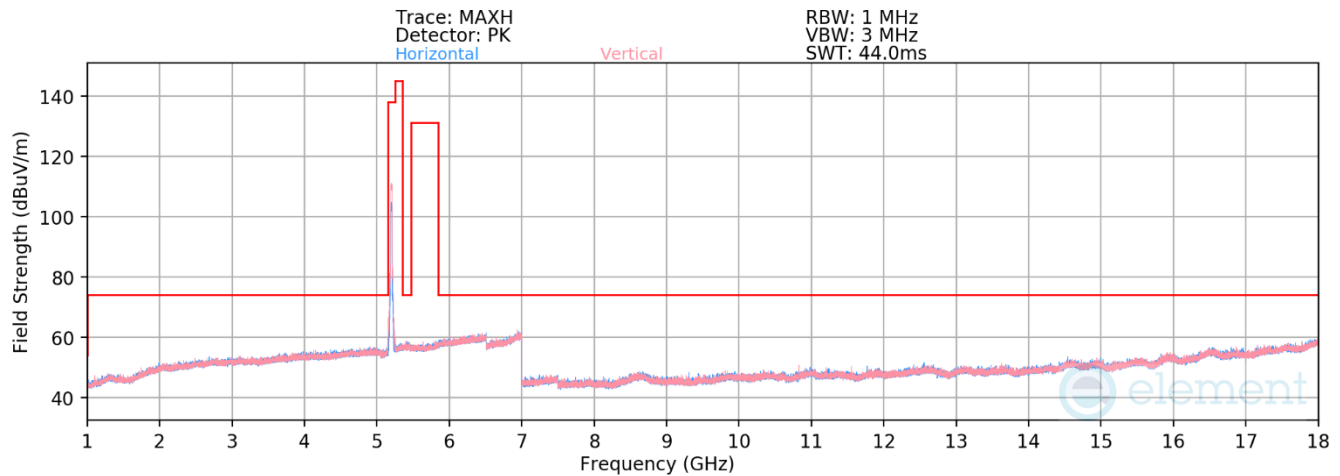
Mode:	11ax (20MHz BW)
Data Rate:	MCS0
RU Index:	61
Distance of Measurements:	3 Meters
Operating Frequency:	5180MHz
Channel:	36

Frequency [MHz]	Detector	Ant. Pol. [H/V]	Antenna Height [cm]	Turntable Azimuth [degree]	Analyzer Level [dBm]	AFCL [dB/m]	Field Strength [dBuV/m]	Limit [dBuV/m]	Margin [dB]
10360.00	Peak	H	-	-	-69.32	11.14	48.82	68.20	-19.38
* 15540.00	Average	H	-	-	-81.56	17.36	42.80	53.98	-11.18
* 15540.00	Peak	H	-	-	-70.26	17.36	54.10	73.98	-19.88

**Table 7-239. Radiated Measurements Antenna WF2a (RU242)**

FCC ID: BCGA2898 IC: 579C-A2898		MEASUREMENT REPORT (CERTIFICATION)	Approved by: Technical Manager
Test Report S/N: 1C2311270065-12-R1.BCG	Test Dates: 11/29/2023-2/29/2024	EUT Type: Tablet Device	Page 274 of 447

V 10.5 12/15/2021



**Plot 7-703. RSE above 1GHz Antenna WF2a (11ax – Ch.40 – RU242)**

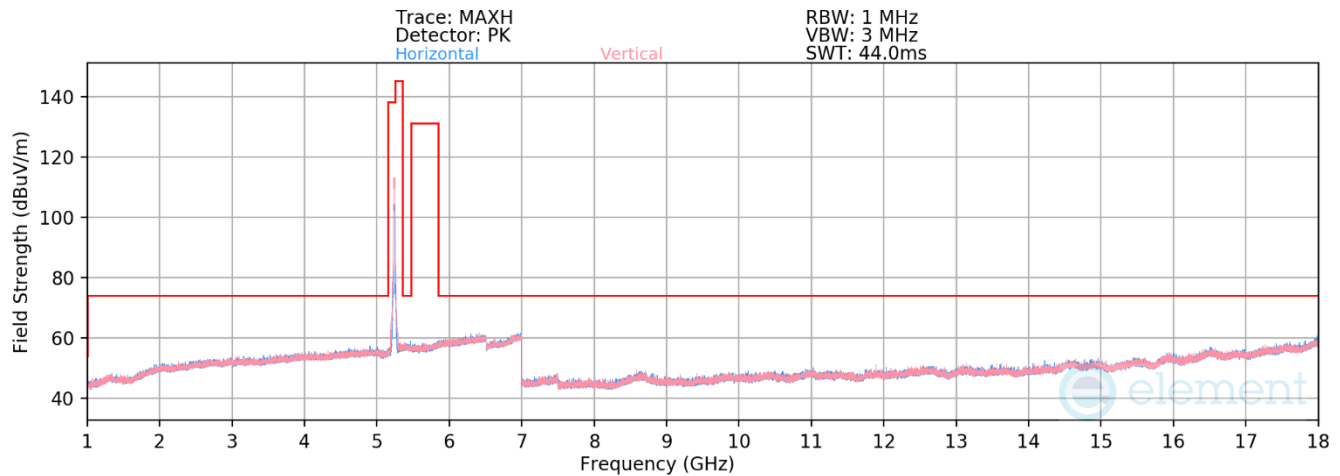
Mode: 802.11ax (20MHz BW)  
Data Rate: MCS0  
RU Index: 61  
Distance of Measurements: 3 Meters  
Operating Frequency: 5200MHz  
Channel: 40

Frequency [MHz]	Detector	Ant. Pol. [H/V]	Antenna Height [cm]	Turntable Azimuth [degree]	Analyzer Level [dBm]	AFCL [dB/m]	Field Strength [dBuV/m]	Limit [dBuV/m]	Margin [dB]
10400.00	Peak	H	-	-	-68.80	11.20	49.40	68.20	-18.80
* 15600.00	Average	H	-	-	-81.77	17.11	42.34	53.98	-11.64
* 15600.00	Peak	H	-	-	-69.86	17.11	54.25	73.98	-19.73

**Table 7-240. Radiated Measurements Antenna WF2a (RU242)**

FCC ID: BCGA2898 IC: 579C-A2898		MEASUREMENT REPORT (CERTIFICATION)	Approved by: Technical Manager
Test Report S/N: 1C2311270065-12-R1.BCG	Test Dates: 11/29/2023-2/29/2024	EUT Type: Tablet Device	Page 275 of 447

V 10.5 12/15/2021



**Plot 7-704. RSE above 1GHz Antenna WF2a (11ax – Ch.48 – RU242)**

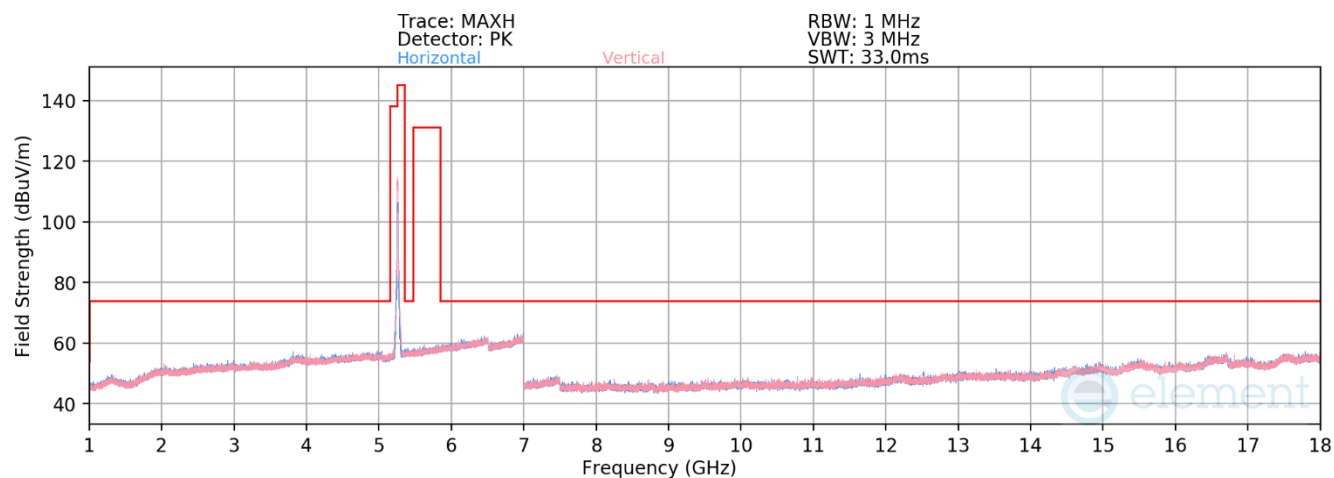
Mode: 802.11ax (20MHz BW)  
Data Rate: MCS0  
RU Index: 61  
Distance of Measurements: 3 Meters  
Operating Frequency: 5240MHz  
Channel: 48

Frequency [MHz]	Detector	Ant. Pol. [H/V]	Antenna Height [cm]	Turntable Azimuth [degree]	Analyzer Level [dBm]	AFCL [dB/m]	Field Strength [dBμV/m]	Limit [dBμV/m]	Margin [dB]
10480.00	Peak	H	-	-	-68.45	11.30	49.85	68.20	-18.35
* 15720.00	Average	H	-	-	-82.02	16.73	41.71	53.98	-12.27
* 15720.00	Peak	H	-	-	-70.65	16.73	53.08	73.98	-20.90

**Table 7-241. Radiated Measurements Antenna WF2a (RU242)**

FCC ID: BCGA2898 IC: 579C-A2898		MEASUREMENT REPORT (CERTIFICATION)	Approved by: Technical Manager
Test Report S/N: 1C2311270065-12-R1.BCG	Test Dates: 11/29/2023-2/29/2024	EUT Type: Tablet Device	Page 276 of 447

V 10.5 12/15/2021



Plot 7-705. RSE above 1GHz Antenna WF2a (11ax – Ch.52 – RU242)

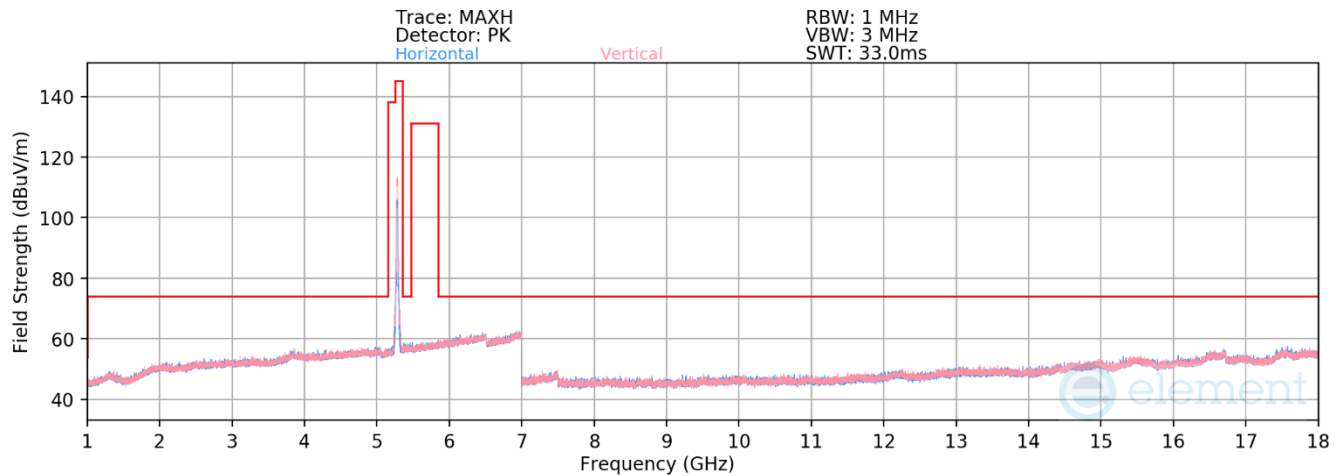
Mode: 802.11ax (20MHz BW)  
Data Rate: MCS0  
RU Index: 61  
Distance of Measurements: 3 Meters  
Operating Frequency: 5260MHz  
Channel: 52

Frequency [MHz]	Detector	Ant. Pol. [H/V]	Antenna Height [cm]	Turntable Azimuth [degree]	Analyzer Level [dBm]	AFCL [dB/m]	Field Strength [dBuV/m]	Limit [dBuV/m]	Margin [dB]
10520.00	Peak	H	-	-	-69.00	10.46	48.46	68.20	-19.74
* 15780.00	Average	H	-	-	-80.77	14.33	40.56	53.98	-13.42
* 15780.00	Peak	H	-	-	-69.33	14.33	52.00	73.98	-21.98

Table 7-242. Radiated Measurements Antenna WF2a (RU242)

FCC ID: BCGA2898 IC: 579C-A2898		MEASUREMENT REPORT (CERTIFICATION)	Approved by: Technical Manager
Test Report S/N: 1C2311270065-12-R1.BCG	Test Dates: 11/29/2023-2/29/2024	EUT Type: Tablet Device	Page 277 of 447

V 10.5 12/15/2021



**Plot 7-706. RSE above 1GHz Antenna WF2a (11ax – Ch.56 – RU242)**

Mode: 802.11ax (20MHz BW)  
Data Rate: MCS0  
RU Index: 61  
Distance of Measurements: 3 Meters  
Operating Frequency: 5280MHz  
Channel: 56

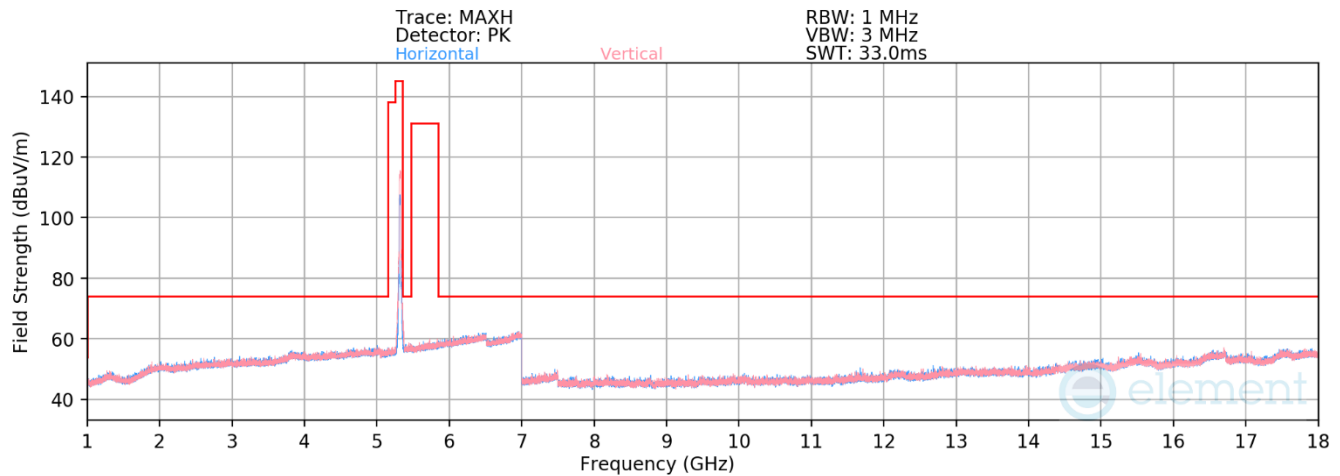
Frequency [MHz]	Detector	Ant. Pol. [H/V]	Antenna Height [cm]	Turntable Azimuth [degree]	Analyzer Level [dBm]	AFCL [dB/m]	Field Strength [dBuV/m]	Limit [dBuV/m]	Margin [dB]
10560.00	Peak	H	-	-	-68.46	10.03	48.57	68.20	-19.63
* 15840.00	Average	H	-	-	-80.68	14.49	40.81	53.98	-13.17
* 15840.00	Peak	H	-	-	-69.39	14.49	52.10	73.98	-21.88

**Table 7-243. Radiated Measurements Antenna WF2a (RU242)**

FCC ID: BCGA2898 IC: 579C-A2898		MEASUREMENT REPORT (CERTIFICATION)	Approved by: Technical Manager
Test Report S/N: 1C2311270065-12-R1.BCG	Test Dates: 11/29/2023-2/29/2024	EUT Type: Tablet Device	Page 278 of 447

V 10.5 12/15/2021





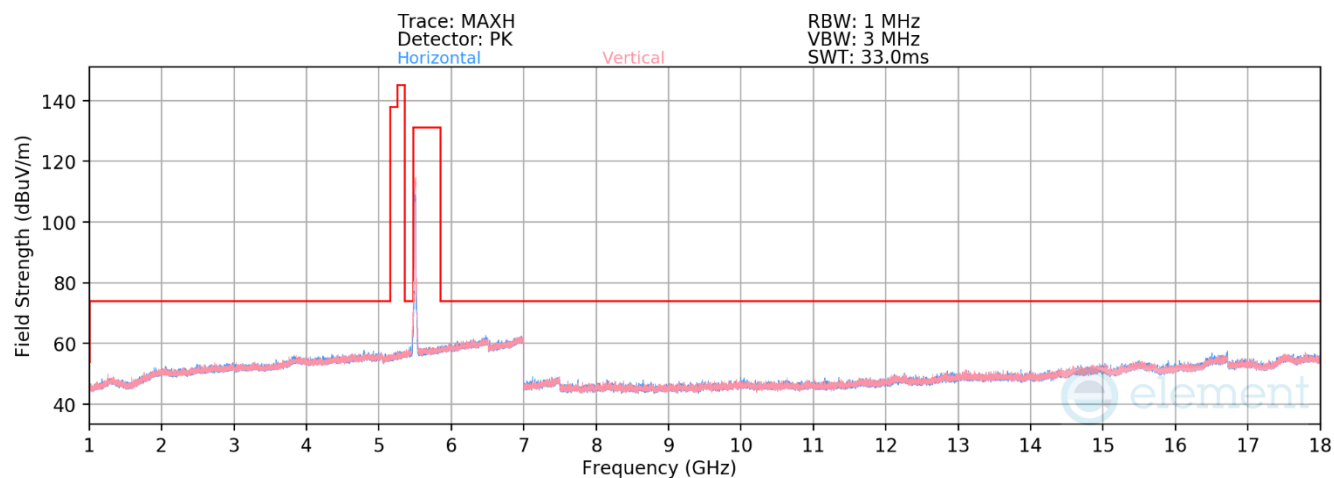
Mode: 802.11ax (20MHz BW)  
Data Rate: MCS0  
RU Index: 61  
Distance of Measurements: 3 Meters  
Operating Frequency: 5320MHz  
Channel: 64

Frequency [MHz]	Detector	Ant. Pol. [H/V]	Antenna Height [cm]	Turntable Azimuth [degree]	Analyzer Level [dBm]	AFCL [dB/m]	Field Strength [dBuV/m]	Limit [dBuV/m]	Margin [dB]
* 10640.00	Average	H	-	-	-80.22	10.28	37.06	53.98	-16.92
* 10640.00	Peak	H	-	-	-67.78	10.28	49.50	73.98	-24.48
* 15960.00	Average	H	-	-	-80.54	14.82	41.28	53.98	-12.70
* 15960.00	Peak	H	-	-	-68.80	14.82	53.02	73.98	-20.96

Table 7-244. Radiated Measurements Antenna WF2a (RU242)

FCC ID: BCGA2898 IC: 579C-A2898		MEASUREMENT REPORT (CERTIFICATION)	Approved by: Technical Manager
Test Report S/N: 1C2311270065-12-R1.BCG	Test Dates: 11/29/2023-2/29/2024	EUT Type: Tablet Device	Page 279 of 447

V 10.5 12/15/2021



**Plot 7-708. RSE above 1GHz Antenna WF2a (11ax – Ch.100 – RU242)**

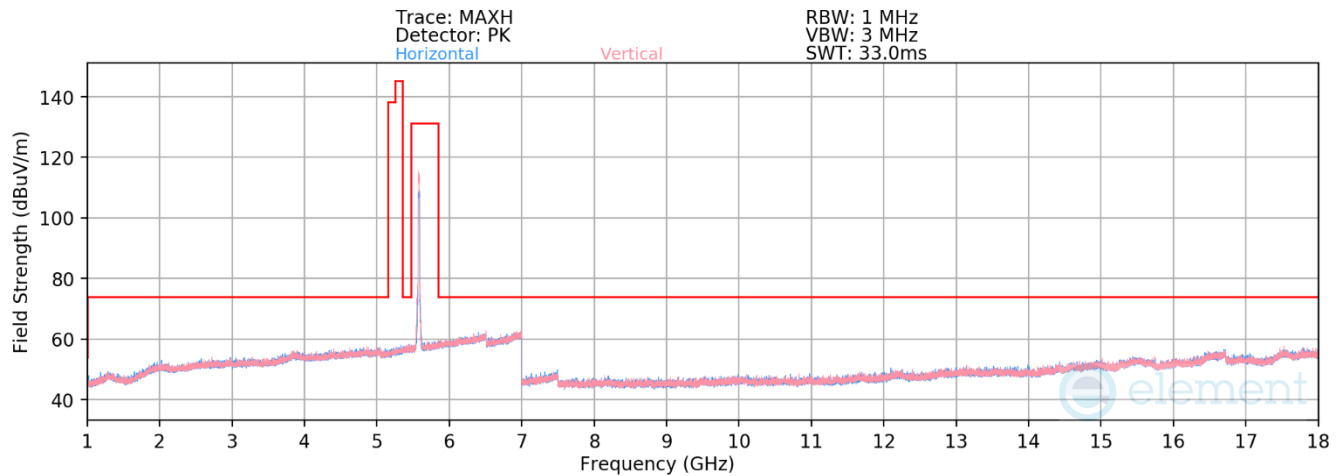
Mode: 802.11ax (20MHz BW)  
Data Rate: MCS0  
RU Index: 61  
Distance of Measurements: 3 Meters  
Operating Frequency: 5500MHz  
Channel: 100

	Frequency [MHz]	Detector	Ant. Pol. [H/V]	Antenna Height [cm]	Turntable Azimuth [degree]	Analyzer Level [dBm]	AFCL [dB/m]	Field Strength [dBμV/m]	Limit [dBμV/m]	Margin [dB]
*	11000.00	Average	H	-	-	-81.07	11.42	37.35	53.98	-16.63
*	11000.00	Peak	H	-	-	-69.85	11.42	48.57	73.98	-25.41
	16500.00	Peak	H	-	-	-69.94	17.51	54.57	68.20	-13.63

**Table 7-245. Radiated Measurements Antenna WF2a (RU242)**

FCC ID: BCGA2898 IC: 579C-A2898		MEASUREMENT REPORT (CERTIFICATION)	Approved by: Technical Manager
Test Report S/N: 1C2311270065-12-R1.BCG	Test Dates: 11/29/2023-2/29/2024	EUT Type: Tablet Device	Page 280 of 447

V 10.5 12/15/2021



**Plot 7-709. RSE above 1GHz Antenna WF2a (11ax – Ch.116 – RU242)**

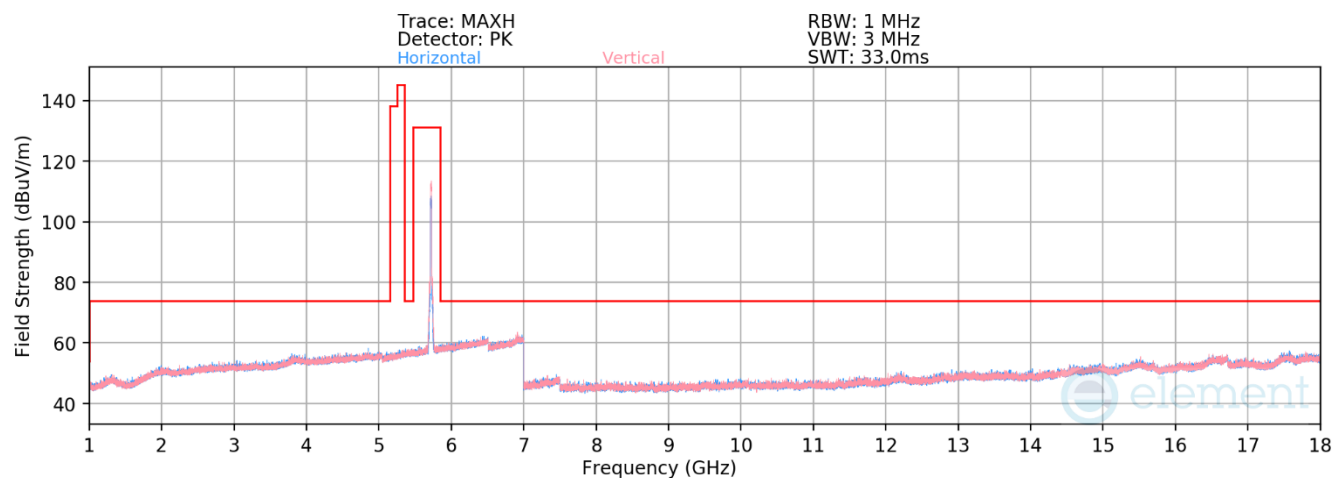
Mode: 802.11ax (20MHz BW)  
Data Rate: MCS0  
RU Index: 61  
Distance of Measurements: 3 Meters  
Operating Frequency: 5580MHz  
Channel: 116

	Frequency [MHz]	Detector	Ant. Pol. [H/V]	Antenna Height [cm]	Turntable Azimuth [degree]	Analyzer Level [dBm]	AFCL [dB/m]	Field Strength [dBμV/m]	Limit [dBμV/m]	Margin [dB]
*	11160.00	Average	H	-	-	-81.20	10.95	36.75	53.98	-17.23
*	11160.00	Peak	H	-	-	-69.11	10.95	48.84	73.98	-25.14
	16740.00	Peak	H	-	-	-68.70	17.31	55.61	68.20	-12.59

**Table 7-246. Radiated Measurements Antenna WF2a (RU242)**

FCC ID: BCGA2898 IC: 579C-A2898		MEASUREMENT REPORT (CERTIFICATION)	Approved by: Technical Manager
Test Report S/N: 1C2311270065-12-R1.BCG	Test Dates: 11/29/2023-2/29/2024	EUT Type: Tablet Device	Page 281 of 447

V 10.5 12/15/2021



**Plot 7-710. RSE above 1GHz Antenna WF2a (11ax – Ch.144 – RU242)**

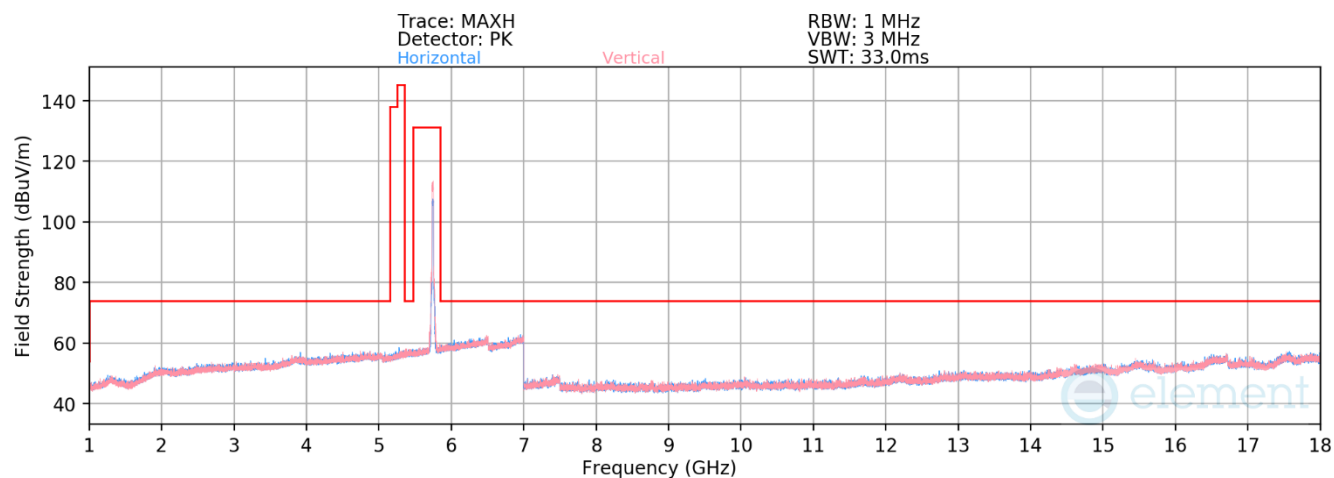
Mode: 802.11ax (20MHz BW)  
Data Rate: MCS0  
RU Index: 61  
Distance of Measurements: 3 Meters  
Operating Frequency: 5720MHz  
Channel: 144

	Frequency [MHz]	Detector	Ant. Pol. [H/V]	Antenna Height [cm]	Turntable Azimuth [degree]	Analyzer Level [dBm]	AFCL [dB/m]	Field Strength [dBuV/m]	Limit [dBuV/m]	Margin [dB]
*	11400.00	Average	H	-	-	-81.47	11.28	36.81	53.98	-17.17
*	11400.00	Peak	H	-	-	-70.90	11.28	47.38	73.98	-26.60
	17100.00	Peak	H	-	-	-70.98	18.82	54.84	68.20	-13.36

**Table 7-247. Radiated Measurements Antenna WF2a (RU242)**

FCC ID: BCGA2898 IC: 579C-A2898		MEASUREMENT REPORT (CERTIFICATION)	Approved by: Technical Manager
Test Report S/N: 1C2311270065-12-R1.BCG	Test Dates: 11/29/2023-2/29/2024	EUT Type: Tablet Device	Page 282 of 447

V 10.5 12/15/2021



**Plot 7-711. RSE above 1GHz Antenna WF2a (11ax – Ch.149 – RU242)**

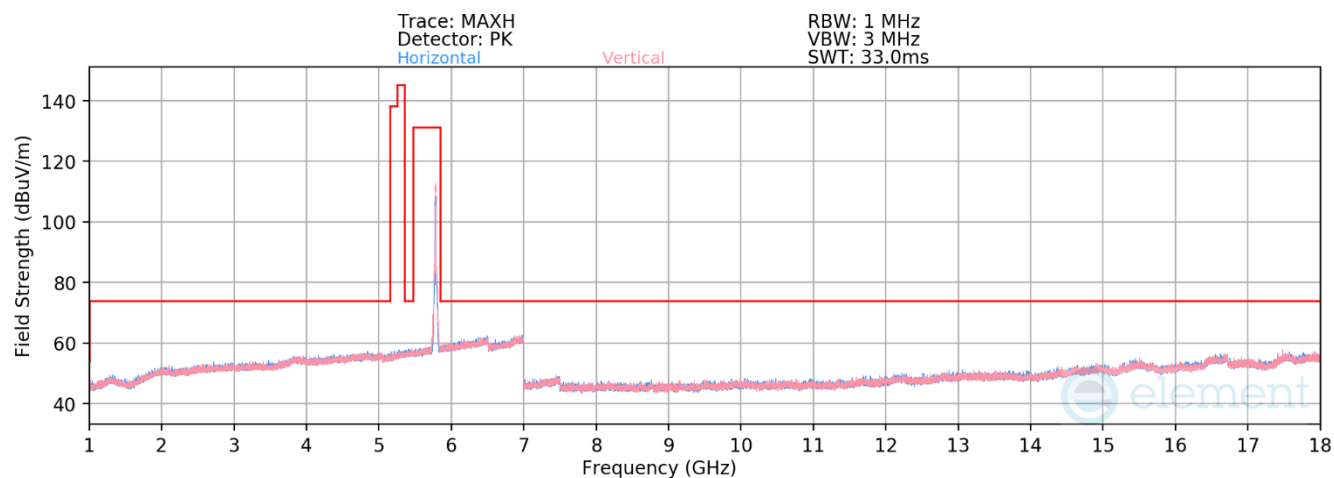
Mode: 802.11ax (20MHz BW)  
Data Rate: MCS0  
RU Index: 61  
Distance of Measurements: 3 Meters  
Operating Frequency: 5745MHz  
Channel: 149

	Frequency [MHz]	Detector	Ant. Pol. [H/V]	Antenna Height [cm]	Turntable Azimuth [degree]	Analyzer Level [dBm]	AFCL [dB/m]	Field Strength [dBμV/m]	Limit [dBμV/m]	Margin [dB]
*	11490.00	Average	H	-	-	-80.61	11.27	37.66	53.98	-16.32
*	11490.00	Peak	H	-	-	-68.90	11.27	49.37	73.98	-24.61
	17235.00	Peak	H	-	-	-71.07	18.56	54.49	68.20	-13.71

**Table 7-248. Radiated Measurements Antenna WF2a (RU242)**

FCC ID: BCGA2898 IC: 579C-A2898		MEASUREMENT REPORT (CERTIFICATION)	Approved by: Technical Manager
Test Report S/N: 1C2311270065-12-R1.BCG	Test Dates: 11/29/2023-2/29/2024	EUT Type: Tablet Device	Page 283 of 447

V 10.5 12/15/2021



**Plot 7-712. RSE above 1GHz Antenna WF2a (11ax – Ch.157 – RU242)**

Mode: 802.11ax (20MHz BW)  
Data Rate: MCS0  
RU Index: 61  
Distance of Measurements: 3 Meters  
Operating Frequency: 5785MHz  
Channel: 157

	Frequency [MHz]	Detector	Ant. Pol. [H/V]	Antenna Height [cm]	Turntable Azimuth [degree]	Analyzer Level [dBm]	AFCL [dB/m]	Field Strength [dBμV/m]	Limit [dBμV/m]	Margin [dB]
*	11570.00	Average	H	-	-	-81.38	11.39	37.01	53.98	-16.97
*	11570.00	Peak	H	-	-	-69.05	11.39	49.34	73.98	-24.64
	17355.00	Peak	H	-	-	-70.81	19.18	55.37	68.20	-12.83

**Table 7-249. Radiated Measurements Antenna WF2a (RU242)**

FCC ID: BCGA2898 IC: 579C-A2898		MEASUREMENT REPORT (CERTIFICATION)	Approved by: Technical Manager
Test Report S/N: 1C2311270065-12-R1.BCG	Test Dates: 11/29/2023-2/29/2024	EUT Type: Tablet Device	Page 284 of 447

V 10.5 12/15/2021