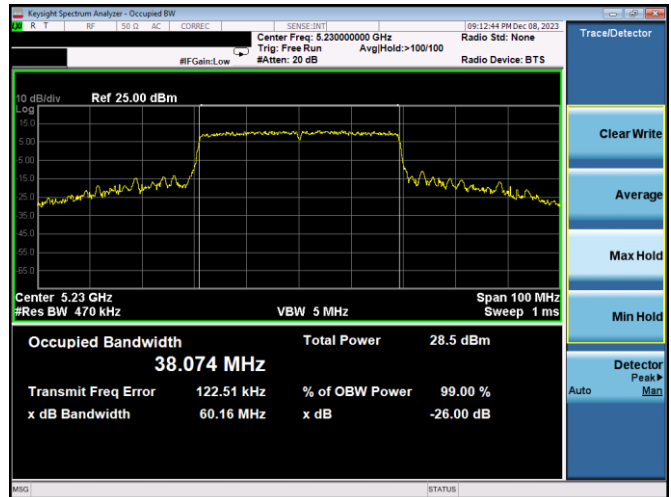
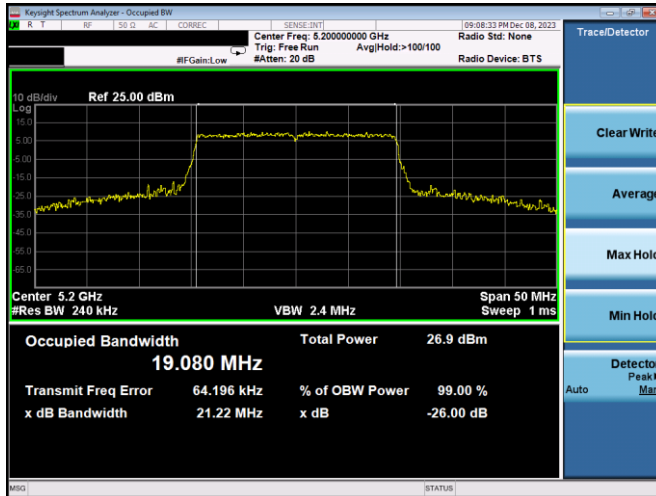


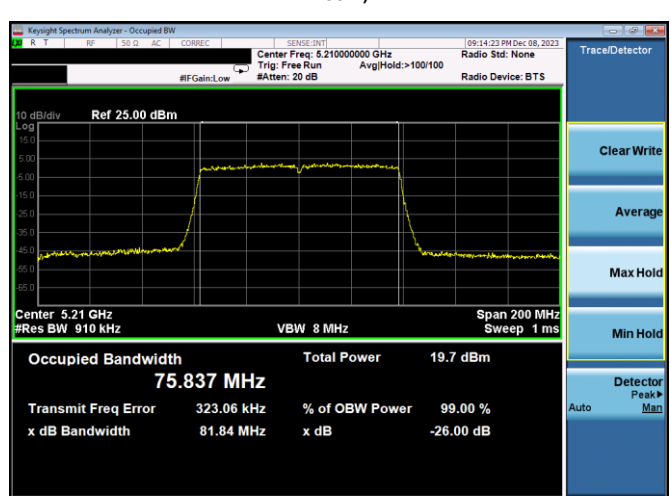
Plot 7-177. 26dB BW & 99% OBW Antenna WF2a (20MHz BW 802.11n – Ch. 40, MCS7)



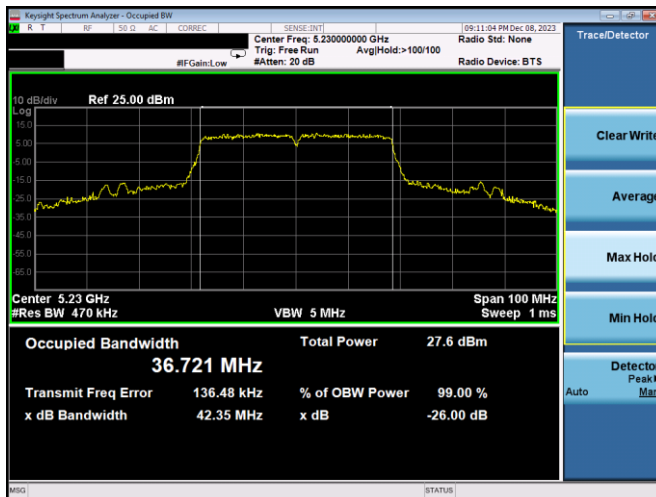
Plot 7-180. 26dB BW & 99% OBW Antenna WF2a (40MHz BW 802.11ax(SU) – Ch. 46, MCS11)



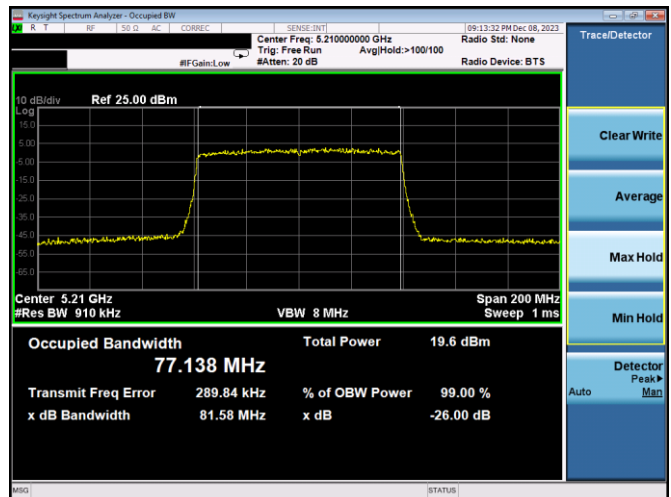
Plot 7-178. 26dB BW & 99% OBW Antenna WF2a (20MHz BW 802.11ax(SU) – Ch. 40, MCS11)



Plot 7-181. 26dB BW & 99% OBW Antenna WF2a (80MHz BW 802.11ac – Ch. 42, MCS9)

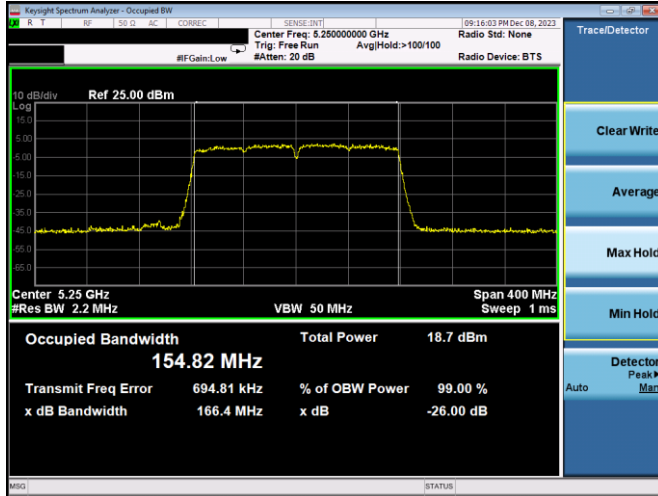


Plot 7-179. 26dB BW & 99% OBW Antenna WF2a (40MHz BW 802.11n – Ch. 46, MCS7)

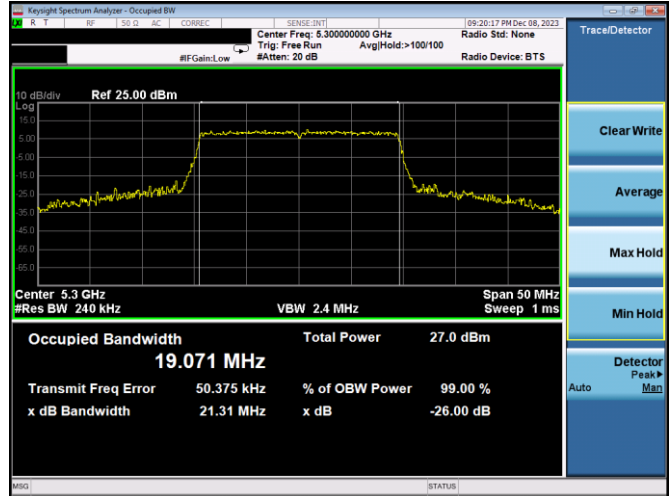


Plot 7-182. 26dB BW & 99% OBW Antenna WF2a (80MHz BW 802.11ax(SU) – Ch. 42, MCS11)

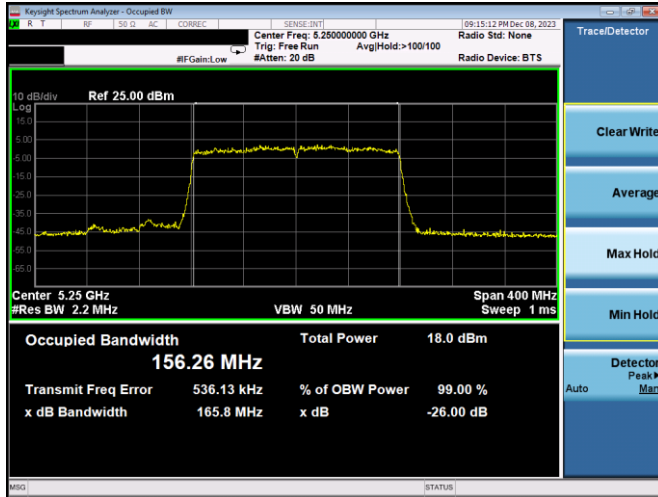
FCC ID: BCGA2898 IC: 579C-A2898			MEASUREMENT REPORT (CERTIFICATION)	Approved by: Technical Manager
Test Report S/N: 1C2311270065-11-R1.BCG	Test Dates: 11/29/2024 - 1/15/2024	EUT Type: Tablet Device		Page 61 of 547



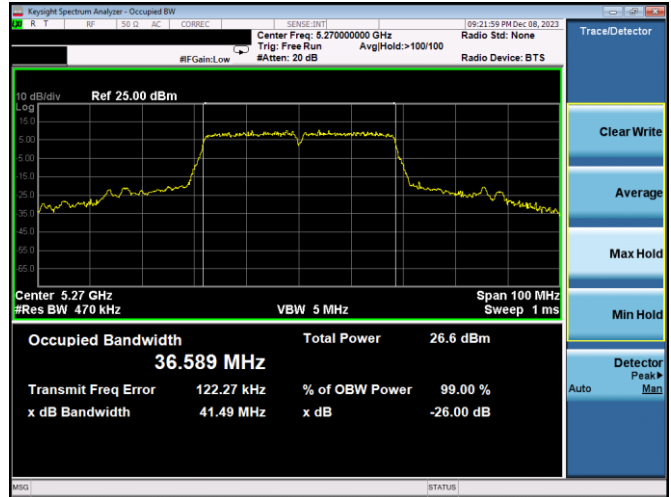
Plot 7-183. 26dB BW & 99% OBW Antenna WF2a (160MHz BW 802.11ac – Ch. 50, MCS9)



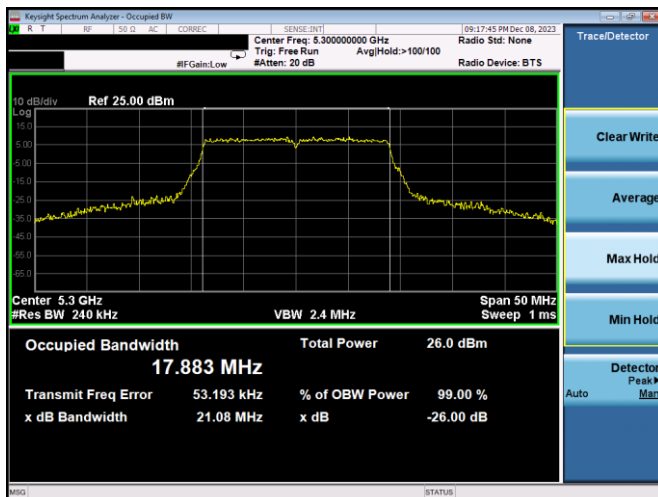
Plot 7-186. 26dB BW & 99% OBW Antenna WF2a (20MHz BW 802.11ax(SU) – Ch. 60, MCS11)



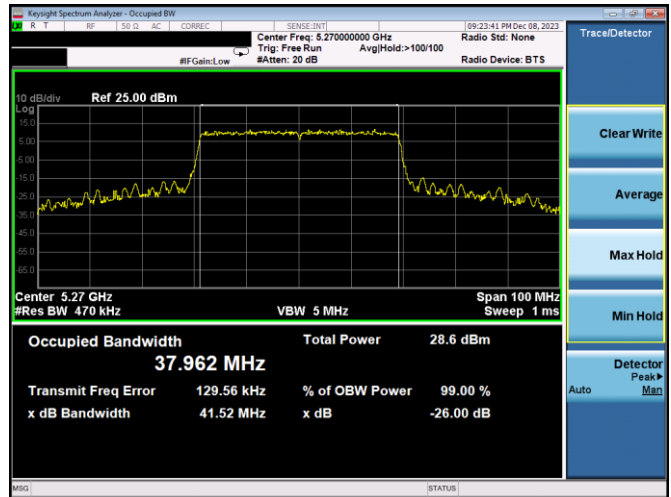
Plot 7-184. 26dB BW & 99% OBW Antenna WF2a (160MHz BW 802.11ac – Ch. 50, MCS11)



Plot 7-187. 26dB BW & 99% OBW Antenna WF2a (40MHz BW 802.11n – Ch. 54, MCS7)

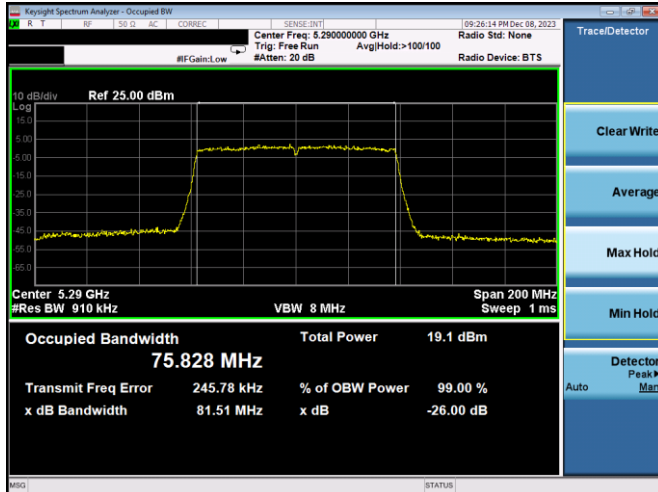


Plot 7-185. 26dB BW & 99% OBW Antenna WF2a (20MHz BW 802.11n – Ch. 60, MCS7)

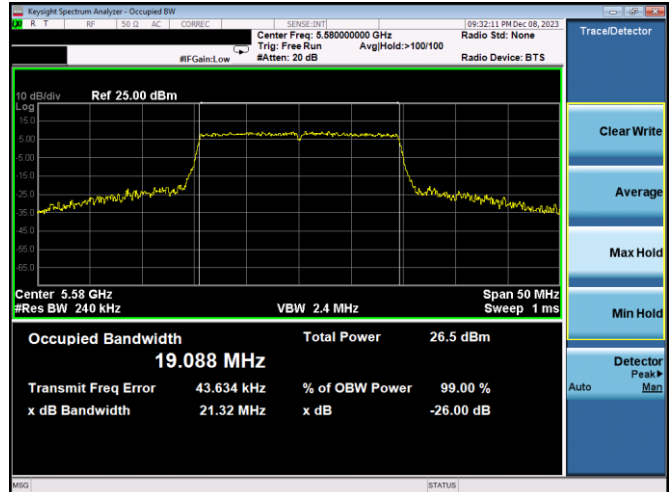


Plot 7-188. 26dB BW & 99% OBW Antenna WF2a (40MHz BW 802.11ax(SU) – Ch. 54, MCS11)

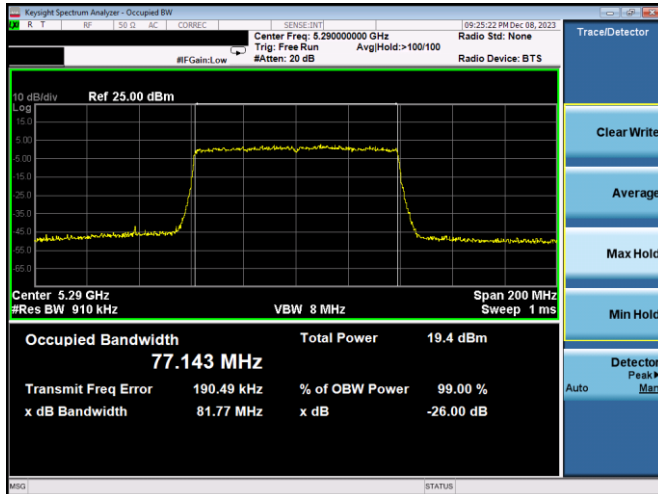
FCC ID: BCGA2898 IC: 579C-A2898	element	MEASUREMENT REPORT (CERTIFICATION)	Approved by: Technical Manager
Test Report S/N: 1C2311270065-11-R1.BCG	Test Dates: 11/29/2024 - 1/15/2024	EUT Type: Tablet Device	Page 62 of 547



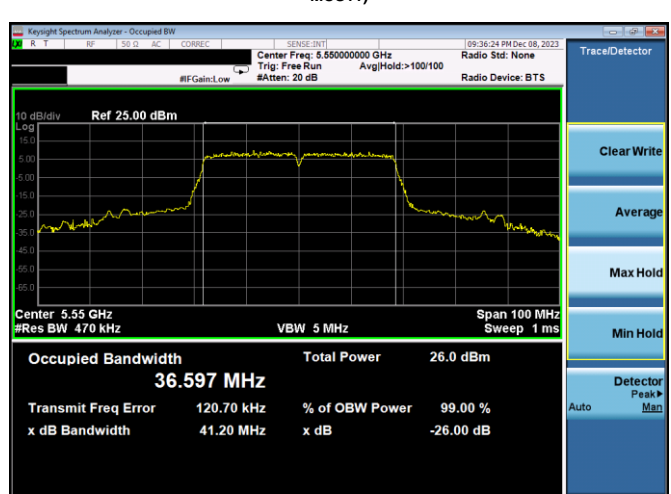
Plot 7-189. 26dB BW & 99% OBW Antenna WF2a (80MHz BW 802.11ac – Ch. 58, MCS9)



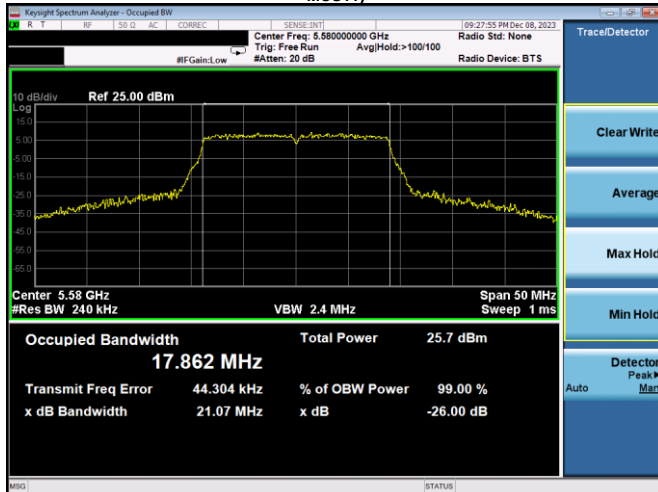
Plot 7-192. 26dB BW & 99% OBW Antenna WF2a (20MHz BW 802.11ax(SU) – Ch. 116, MCS11)



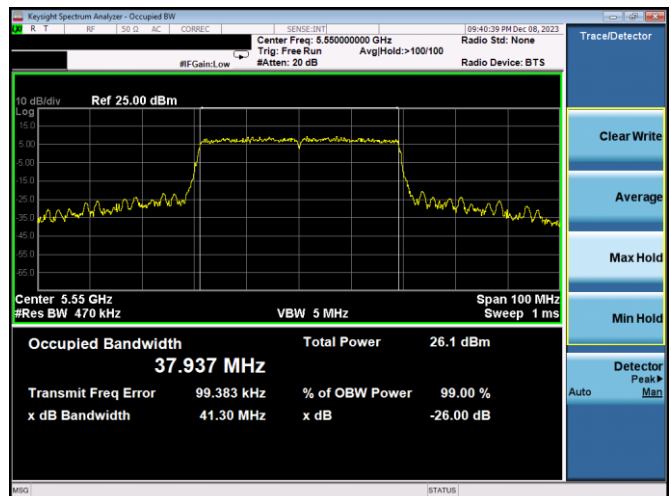
Plot 7-190. 26dB BW & 99% OBW Antenna WF2a (80MHz BW 802.11ax(SU) – Ch. 58, MCS11)



Plot 7-193. 26dB BW & 99% OBW Antenna WF2a (40MHz BW 802.11n – Ch. 110), MCS7)



Plot 7-191. 26dB BW & 99% OBW Antenna WF2a (20MHz BW 802.11n – Ch. 116, MCS7)

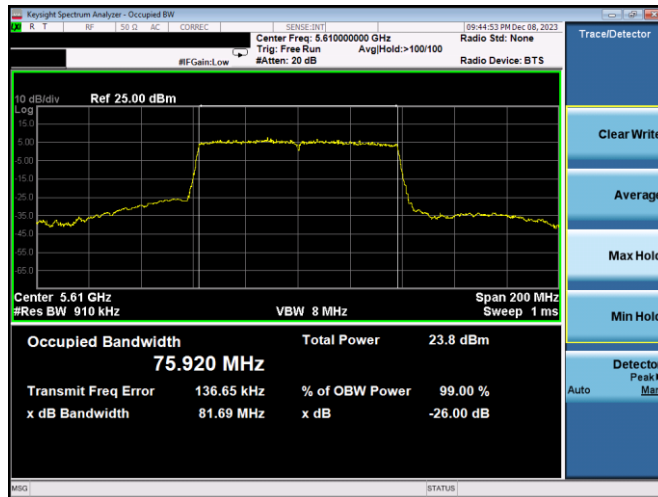


Plot 7-194. 26dB BW & 99% OBW Antenna WF7a (40MHz BW 802.11ax(SU) – Ch. 110, MCS11)

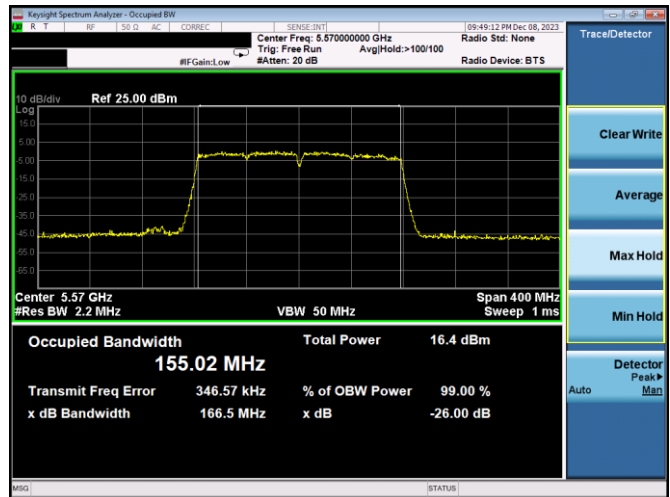
FCC ID: BCGA2898 IC: 579C-A2898		MEASUREMENT REPORT (CERTIFICATION)	Approved by: Technical Manager
Test Report S/N: 1C2311270065-11-R1.BCG	Test Dates: 11/29/2024 - 1/15/2024	EUT Type: Tablet Device	Page 63 of 547

V 10.5 12/15/2021

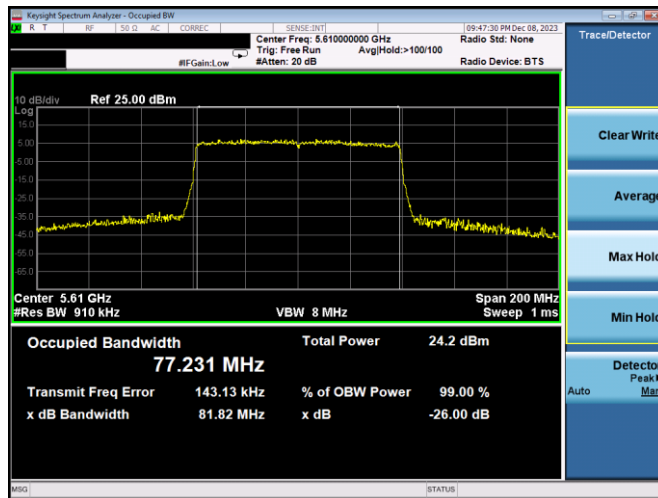
Unless otherwise specified, no part of this report may be reproduced or utilized in any part, form or by any means, electronic or mechanical, including photocopying and microfilm, without permission in writing from Element. If you have any questions about this or have an enquiry about obtaining additional rights to this report or assembly of contents thereof, please contact ct.info@element.com.



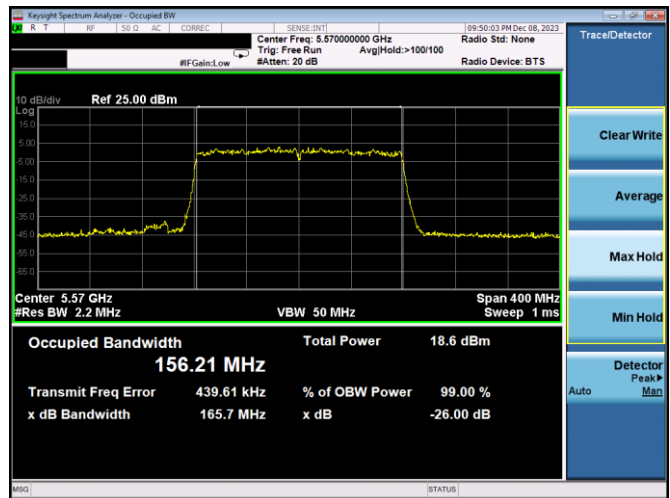
Plot 7-195. 26dB BW & 99% OBW Antenna WF7a (80MHz BW 802.11ac – Ch. 122, MCS9)



Plot 7-197. 26dB BW & 99% OBW Antenna WF7a (160MHz BW 802.11ac – Ch. 114, MCS9)



Plot 7-196. 26dB BW & 99% OBW Antenna WF7a (80MHz BW 802.11ax(SU) – Ch. 122, MCS11)



Plot 7-198. 26dB BW & 99% OBW Antenna WF7a (160MHz BW 802.11ac – Ch. 114, MCS11)

FCC ID: BCGA2898 IC: 579C-A2898	 MEASUREMENT REPORT (CERTIFICATION)		Approved by: Technical Manager
Test Report S/N: 1C2311270065-11-R1.BCG	Test Dates: 11/29/2024 - 1/15/2024	EUT Type: Tablet Device	Page 64 of 547

V 10.5 12/15/2021

7.3 6dB & 99% Bandwidth Measurement – 802.11a/n/ac/ax(SU)

\$2.1049; \$15.407 (e); RSS-Gen [6.7]

Test Overview and Limit

The bandwidth at 6dB down from the highest in-band spectral density is measured with a spectrum analyzer connected to the antenna terminal while the EUT is operating at its maximum duty cycle, at its maximum power control level, as defined in ANSI C63.10-2013 and KDB 789033 D02 v02r01, and at the appropriate frequencies. The spectrum analyzer's bandwidth measurement function is configured to measure the 6dB bandwidth.

In the 5.725 – 5.850GHz band, the 6dB bandwidth must be ≥ 500 kHz.

Test Procedure Used

ANSI C63.10-2013 – Section 6.9.2
KDB 789033 D02 v02r01 – Section C

Test Settings

1. The signal analyzers' automatic bandwidth measurement capability was used to perform the 6dB bandwidth measurement. The "X" dB bandwidth parameter was set to $X = 6$. The automatic bandwidth measurement function also has the capability of simultaneously measuring the 99% occupied bandwidth. The bandwidth measurement was not influenced by any intermediate power nulls in the fundamental emission.
2. RBW = 100 kHz
3. VBW $\geq 3 \times$ RBW
4. Detector = Peak
5. Trace mode = max hold
6. Sweep = auto couple

Test Setup

The EUT and measurement equipment were set up as shown in the diagram below.



Figure 7-2. Test Instrument & Measurement Setup

Test Notes

1. All antenna configurations and data rates were investigated and only the worst case are reported.
2. The data rates have been classified into three different groups; Low Data Rate, Middle Data Rate, and High Data Rate. All three data rate groups of data rate have been investigated and only the worst case data rate per group is reported.
3. Low, mid, and high channels were tested and tabular data has been reported. Only mid channel bandwidth plots have been reported.

FCC ID: BCGA2898 IC: 579C-A2898		MEASUREMENT REPORT (CERTIFICATION)	Approved by: Technical Manager
Test Report S/N: 1C2311270065-11-R1.BCG	Test Dates: 11/29/2024 - 1/15/2024	EUT Type: Tablet Device	Page 65 of 547

V 10.5 12/15/2021

7.3.1 Antenna WF7a 6dB & 99% Bandwidth Measurements

	Frequency [MHz]	Channel	802.11 MODE	Data Rate [Mbps]	Measured 99% Occupied Bandwidth [MHz]	Measured 6dB Bandwidth [MHz]	Minimum 6dB Bandwidth [MHz]	Pass / Fail
Band 3	5745	149	n (20MHz)	19.5/21.7 (MCS2)	17.62	17.56	0.50	Pass
	5785	157	n (20MHz)	19.5/21.7 (MCS2)	17.64	17.10	0.50	Pass
	5825	165	n (20MHz)	19.5/21.7 (MCS2)	17.62	17.54	0.50	Pass
	5745	149	ax (SU) (20MHz)	24/25.8 (MCS2)	18.94	19.06	0.50	Pass
	5785	157	ax (SU) (20MHz)	24/25.8 (MCS2)	18.95	19.08	0.50	Pass
	5825	165	ax (SU) (20MHz)	24/25.8 (MCS2)	18.96	19.09	0.50	Pass
	5755	151	n (40MHz)	40/40.5 (MCS2)	36.03	36.06	0.50	Pass
	5795	159	n (40MHz)	40/40.5 (MCS2)	36.05	35.89	0.50	Pass
	5755	151	ax (SU) (40MHz)	49/51.6 (MCS2)	37.82	38.20	0.50	Pass
	5795	159	ax (SU) (40MHz)	49/51.6 (MCS2)	37.84	38.20	0.50	Pass
	5775	155	ac (80MHz)	87.8/97.5 (MCS2)	75.34	75.59	0.50	Pass
	5775	155	ax (SU) (80MHz)	102/108.1 (MCS2)	76.99	78.10	0.50	Pass

Table 7-11. Conducted Bandwidth Measurements Antenna WF7a (Low Data Rate)

	Frequency [MHz]	Channel	802.11 MODE	Data Rate [Mbps]	Measured 99% Occupied Bandwidth [MHz]	Measured 6dB Bandwidth [MHz]	Minimum 6dB Bandwidth [MHz]	Pass / Fail
Band 3	5745	149	n (20MHz)	39/43.3 (MCS4)	17.64	17.69	0.50	Pass
	5785	157	n (20MHz)	39/43.3 (MCS4)	17.63	17.70	0.50	Pass
	5825	165	n (20MHz)	39/43.3 (MCS4)	17.63	17.67	0.50	Pass
	5745	149	ax (SU) (20MHz)	49/51.6 (MCS4)	18.96	19.10	0.50	Pass
	5785	157	ax (SU) (20MHz)	49/51.6 (MCS4)	18.98	19.11	0.50	Pass
	5825	165	ax (SU) (20MHz)	49/51.6 (MCS4)	18.98	19.12	0.50	Pass
	5755	151	n (40MHz)	81/90 (MCS4)	36.13	36.38	0.50	Pass
	5795	159	n (40MHz)	81/90 (MCS4)	36.10	36.42	0.50	Pass
	5755	151	ax (SU) (40MHz)	98/103.2 (MCS4)	37.85	38.23	0.50	Pass
	5795	159	ax (SU) (40MHz)	98/103.2 (MCS4)	37.85	38.19	0.50	Pass
	5775	155	ac (80MHz)	175.5/195 (MCS4)	75.35	76.34	0.50	Pass
	5775	155	ax (SU) (80MHz)	204/216.2 (MCS4)	76.98	78.01	0.50	Pass

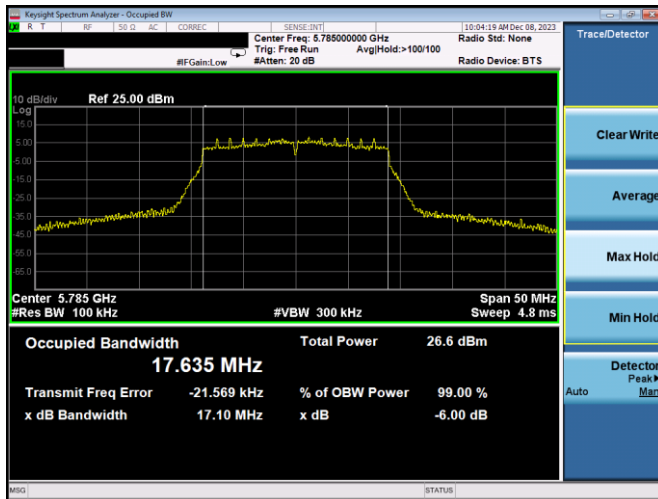
Table 7-12. Conducted Bandwidth Measurements Antenna WF7a (Mid Data Rate)

	Frequency [MHz]	Channel	802.11 MODE	Data Rate [Mbps]	Measured 99% Occupied Bandwidth [MHz]	Measured 6dB Bandwidth [MHz]	Minimum 6dB Bandwidth [MHz]	Pass / Fail
Band 3	5745	149	n (20MHz)	65/72.2 (MCS7)	17.72	17.78	0.50	Pass
	5785	157	n (20MHz)	65/72.2 (MCS7)	17.72	17.77	0.50	Pass
	5825	165	n (20MHz)	65/72.2 (MCS7)	17.71	17.77	0.50	Pass
	5745	149	ax (SU) (20MHz)	135/143.4 (MCS11)	18.98	19.10	0.50	Pass
	5785	157	ax (SU) (20MHz)	135/143.4 (MCS11)	18.97	19.10	0.50	Pass
	5825	165	ax (SU) (20MHz)	135/143.4 (MCS11)	18.98	19.11	0.50	Pass
	5755	151	n (40MHz)	135/150 (MCS7)	36.30	36.57	0.50	Pass
	5795	159	n (40MHz)	135/150 (MCS7)	36.27	36.53	0.50	Pass
	5755	151	ax (SU) (40MHz)	271/286 (MCS11)	37.82	38.21	0.50	Pass
	5795	159	ax (SU) (40MHz)	271/286 (MCS11)	37.82	38.20	0.50	Pass
	5775	155	ac (80MHz)	390/433.3 (MCS9)	75.66	76.55	0.50	Pass
	5775	155	ax (SU) (80MHz)	567/600.5 (MCS11)	77.04	78.08	0.50	Pass

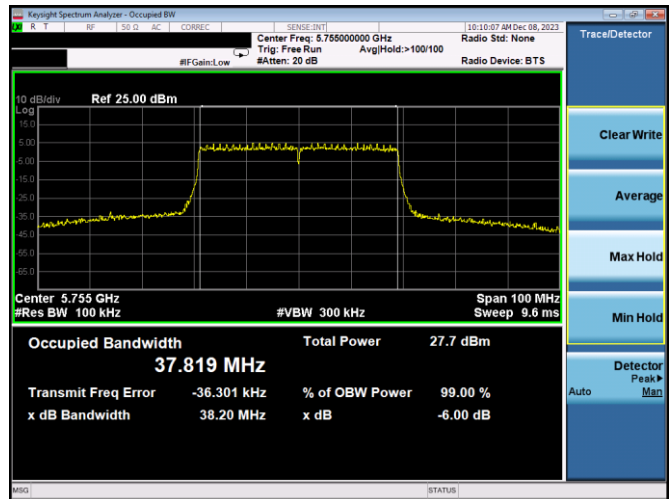
Table 7-13. Conducted Bandwidth Measurements Antenna WF7a (High Data Rate)

FCC ID: BCGA2898 IC: 579C-A2898	 MEASUREMENT REPORT (CERTIFICATION)		Approved by: Technical Manager
Test Report S/N: 1C2311270065-11-R1.BCG	Test Dates: 11/29/2024 - 1/15/2024	EUT Type: Tablet Device	Page 66 of 547

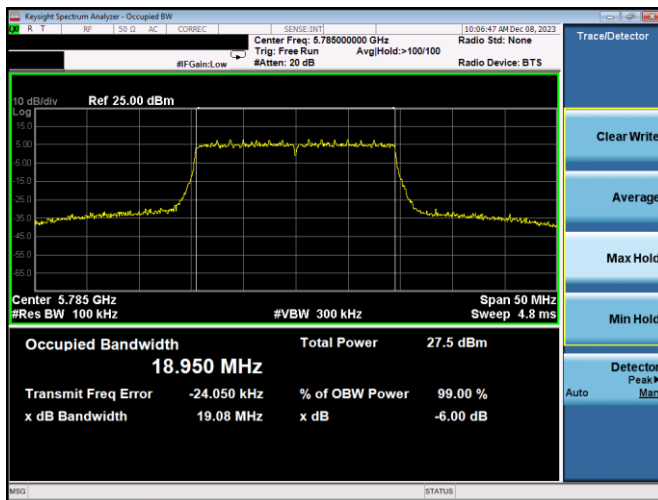
V 10.5 12/15/2021



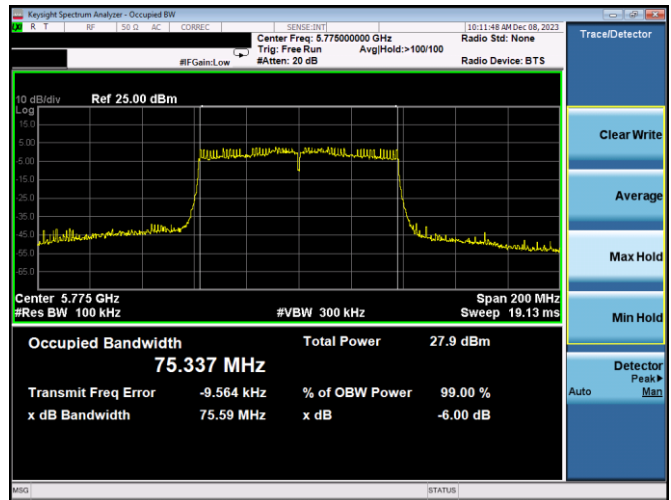
Plot 7-199. 6dB BW & 99% OBW Antenna WF7a (20MHz BW 802.11n – Ch. 157, MCS2)



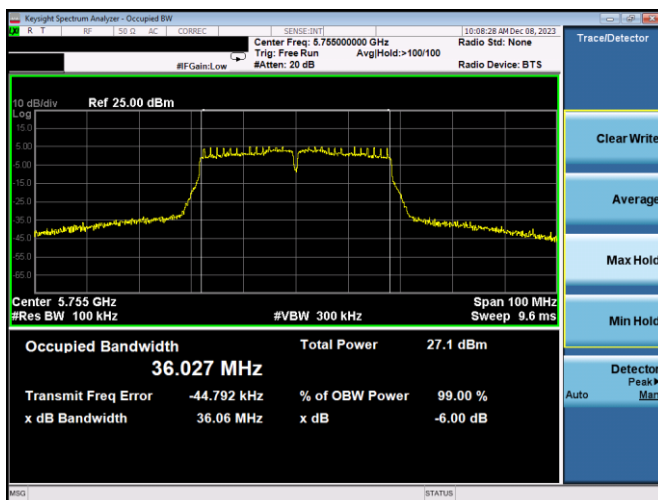
Plot 7-202. 6dB BW & 99% OBW Antenna WF7a (40MHz BW 802.11ax(SU) – Ch. 151, MCS2)



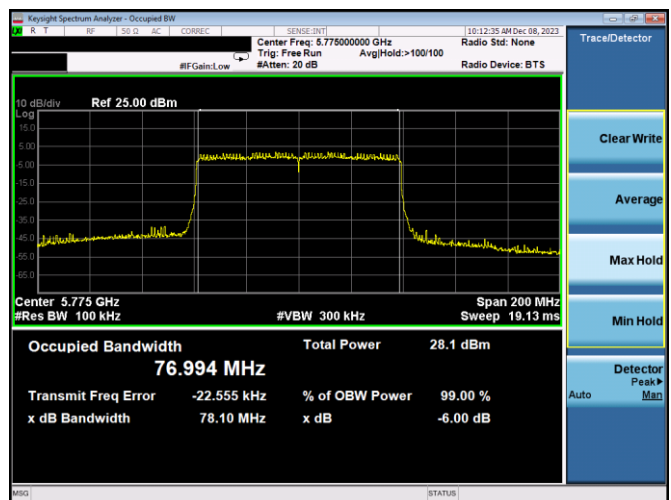
Plot 7-200. 6dB BW & 99% OBW Antenna WF7a (20MHz BW 802.11ax(SU) – Ch. 157, MCS2)



Plot 7-203. 6dB BW & 99% OBW Antenna WF7a (80MHz BW 802.11ac – Ch. 155, MCS2)

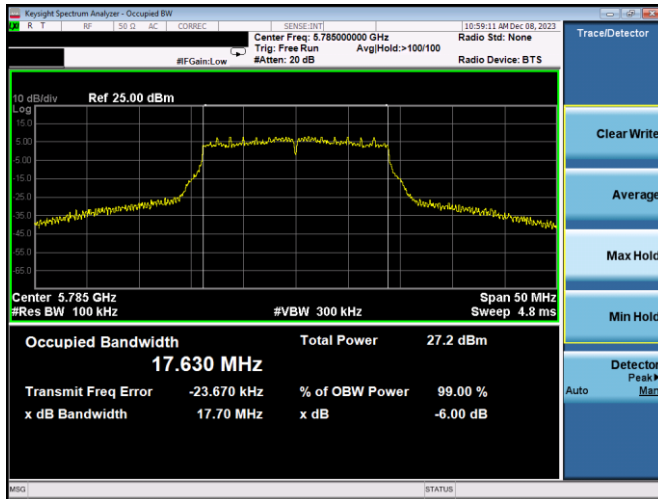


Plot 7-201. 6dB BW & 99% OBW Antenna WF7a (40MHz BW 802.11n – Ch. 151, MCS2)



Plot 7-204. 6dB BW & 99% OBW Antenna WF7a (80MHz BW 802.11ax(SU) – Ch. 155, MCS2)

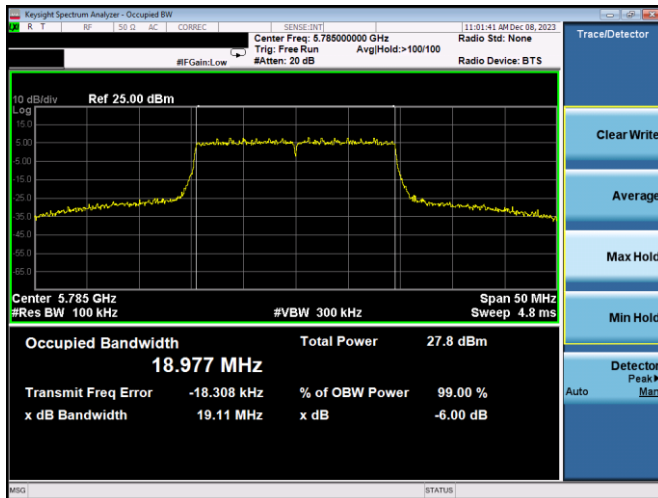
FCC ID: BCGA2898 IC: 579C-A2898			MEASUREMENT REPORT (CERTIFICATION)	Approved by: Technical Manager
Test Report S/N: 1C2311270065-11-R1.BCG	Test Dates: 11/29/2024 - 1/15/2024	EUT Type: Tablet Device	Page 67 of 547	



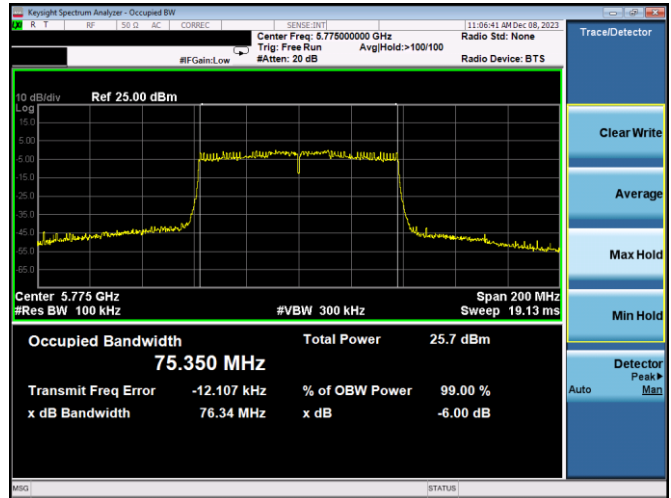
Plot 7-205. 6dB BW & 99% OBW Antenna WF7a (20MHz BW 802.11n – Ch. 157, MCS4)



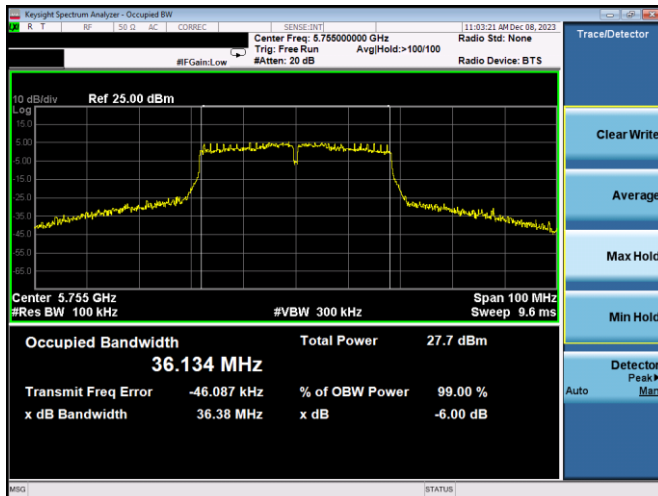
Plot 7-208. 6dB BW & 99% OBW Antenna WF7a (40MHz BW 802.11ax(SU) – Ch. 151, MCS4)



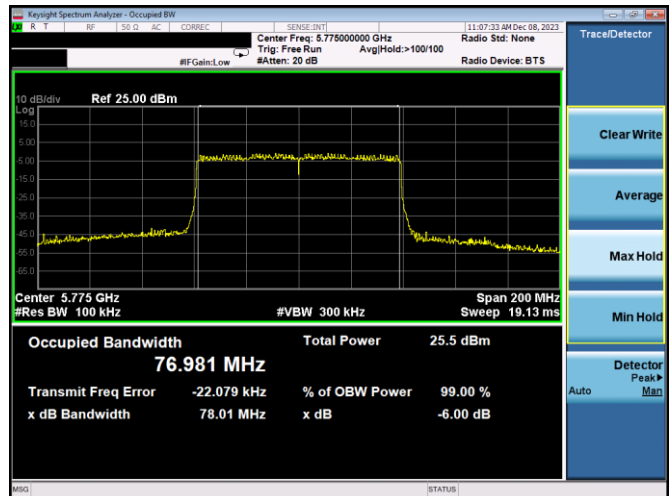
Plot 7-206. 6dB BW & 99% OBW Antenna WF7a (20MHz BW 802.11ax(SU) – Ch. 157, MCS4)



Plot 7-209. 6dB BW & 99% OBW Antenna WF7a (80MHz BW 802.11ac – Ch. 155, MCS4)

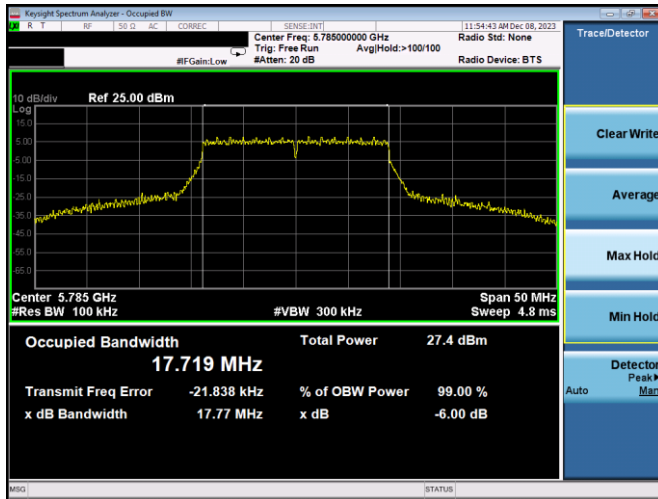


Plot 7-207. 6dB BW & 99% OBW Antenna WF7a (40MHz BW 802.11n – Ch. 151, MCS4)

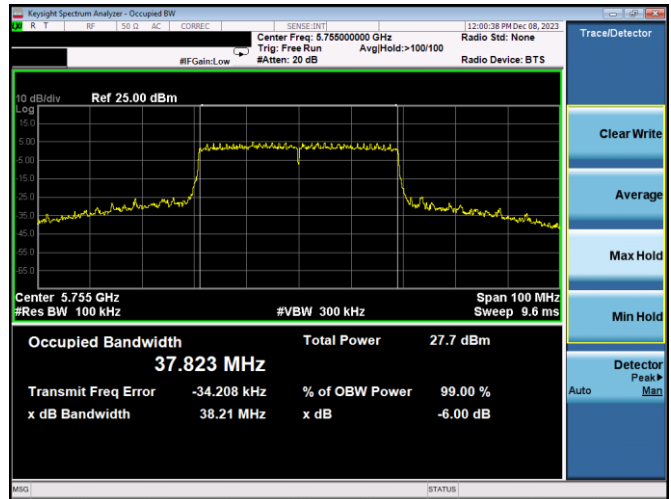


Plot 7-210. 6dB BW & 99% OBW Antenna WF7a (80MHz BW 802.11ax(SU) – Ch. 155, MCS4)

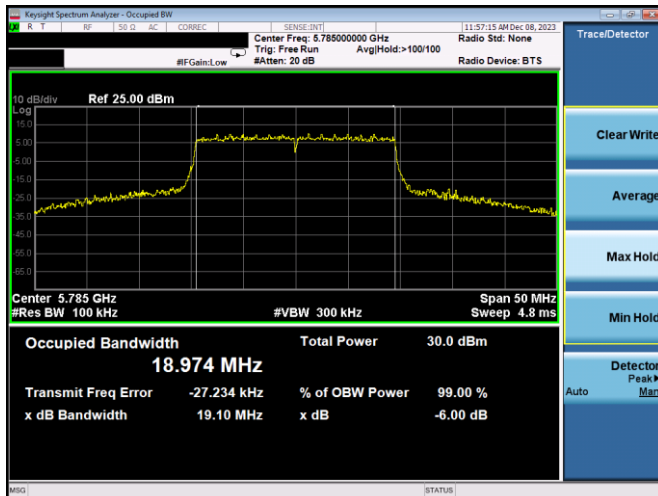
FCC ID: BCGA2898 IC: 579C-A2898	element	MEASUREMENT REPORT (CERTIFICATION)	Approved by: Technical Manager
Test Report S/N: 1C2311270065-11-R1.BCG	Test Dates: 11/29/2024 - 1/15/2024	EUT Type: Tablet Device	Page 68 of 547



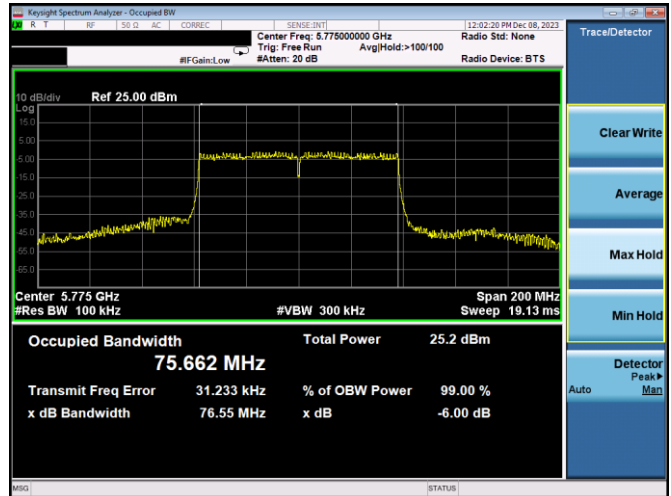
Plot 7-211. 6dB BW & 99% OBW Antenna WF7a (20MHz BW 802.11n – Ch. 157, MCS7)



Plot 7-214. 6dB BW & 99% OBW Antenna WF7a (40MHz BW 802.11ax(SU) – Ch. 151, MCS11)



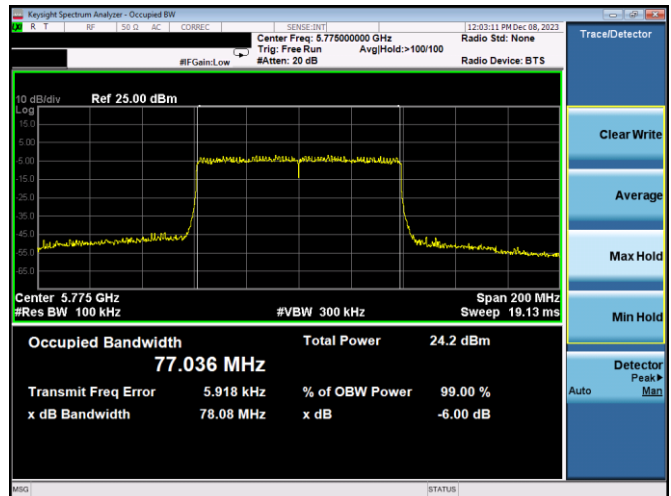
Plot 7-212. 6dB BW & 99% OBW Antenna WF7a (20MHz BW 802.11ax(SU) – Ch. 157, MCS11)



Plot 7-215. 6dB BW & 99% OBW Antenna WF7a (80MHz BW 802.11ac – Ch. 155, MCS9)



Plot 7-213. 6dB BW & 99% OBW Antenna WF7a (40MHz BW 802.11n – Ch. 151, MCS7)



Plot 7-216. 6dB BW & 99% OBW Antenna WF7a (80MHz BW 802.11ax(SU) – Ch. 155, MCS11)

FCC ID: BCGA2898 IC: 579C-A2898	 MEASUREMENT REPORT (CERTIFICATION)		Approved by: Technical Manager
Test Report S/N: 1C2311270065-11-R1.BCG	Test Dates: 11/29/2024 - 1/15/2024	EUT Type: Tablet Device	Page 69 of 547

V 10.5 12/15/2021

Unless otherwise specified, no part of this report may be reproduced or utilized in any part, form or by any means, electronic or mechanical, including photocopying and microfilm, without permission in writing from Element. If you have any questions about this or have an enquiry about obtaining additional rights to this report or assembly of contents thereof, please contact ct.info@element.com.

7.3.2 Antenna WF7b 6dB & 99% Bandwidth Measurements

	Frequency [MHz]	Channel	802.11 MODE	Data Rate [Mbps]	Measured 99% Occupied Bandwidth [MHz]	Measured 6dB Bandwidth [MHz]	Minimum 6dB Bandwidth [MHz]	Pass / Fail
Band 3	5745	149	n (20MHz)	19.5/21.7 (MCS2)	17.63	17.59	0.50	Pass
	5785	157	n (20MHz)	19.5/21.7 (MCS2)	17.61	17.10	0.50	Pass
	5825	165	n (20MHz)	19.5/21.7 (MCS2)	17.63	17.41	0.50	Pass
	5745	149	ax (SU) (20MHz)	24/25.8 (MCS2)	18.95	19.05	0.50	Pass
	5785	157	ax (SU) (20MHz)	24/25.8 (MCS2)	18.94	19.08	0.50	Pass
	5825	165	ax (SU) (20MHz)	24/25.8 (MCS2)	18.94	19.07	0.50	Pass
	5755	151	n (40MHz)	40/40.5 (MCS2)	36.07	36.40	0.50	Pass
	5795	159	n (40MHz)	40/40.5 (MCS2)	36.03	35.83	0.50	Pass
	5755	151	ax (SU) (40MHz)	49/51.6 (MCS2)	37.81	38.21	0.50	Pass
	5795	159	ax (SU) (40MHz)	49/51.6 (MCS2)	37.80	38.17	0.50	Pass
	5775	155	ac (80MHz)	87.8/97.5 (MCS2)	75.31	75.58	0.50	Pass
	5775	155	ax (SU) (80MHz)	102/108.1 (MCS2)	77.04	77.98	0.50	Pass

Table 7-14. Conducted Bandwidth Measurements Antenna WF7b (Low Data Rate)

	Frequency [MHz]	Channel	802.11 MODE	Data Rate [Mbps]	Measured 99% Occupied Bandwidth [MHz]	Measured 6dB Bandwidth [MHz]	Minimum 6dB Bandwidth [MHz]	Pass / Fail
Band 3	5745	149	n (20MHz)	39/43.3 (MCS4)	17.62	17.70	0.50	Pass
	5785	157	n (20MHz)	39/43.3 (MCS4)	17.63	17.71	0.50	Pass
	5825	165	n (20MHz)	39/43.3 (MCS4)	17.63	17.72	0.50	Pass
	5745	149	ax (SU) (20MHz)	49/51.6 (MCS4)	18.96	19.11	0.50	Pass
	5785	157	ax (SU) (20MHz)	49/51.6 (MCS4)	18.96	19.11	0.50	Pass
	5825	165	ax (SU) (20MHz)	49/51.6 (MCS4)	18.96	19.11	0.50	Pass
	5755	151	n (40MHz)	81/90 (MCS4)	36.05	36.45	0.50	Pass
	5795	159	n (40MHz)	81/90 (MCS4)	36.09	36.43	0.50	Pass
	5755	151	ax (SU) (40MHz)	98/103.2 (MCS4)	37.84	38.26	0.50	Pass
	5795	159	ax (SU) (40MHz)	98/103.2 (MCS4)	37.82	38.14	0.50	Pass
	5775	155	ac (80MHz)	175.5/195 (MCS4)	75.36	76.45	0.50	Pass
	5775	155	ax (SU) (80MHz)	204/216.2 (MCS4)	77.01	78.04	0.50	Pass

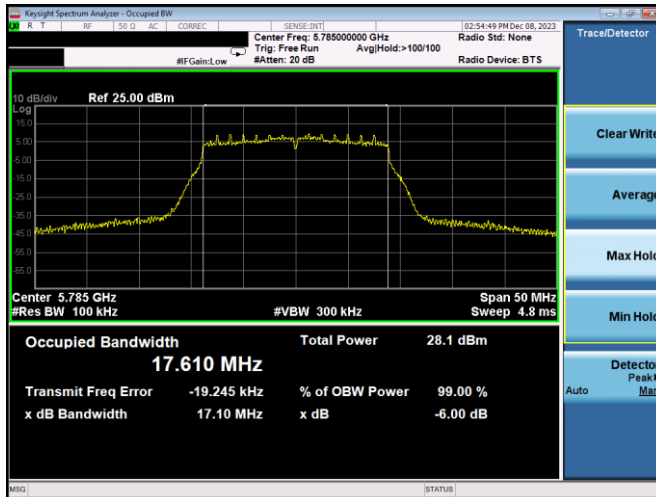
Table 7-15. Conducted Bandwidth Measurements Antenna WF7b (Mid Data Rate)

	Frequency [MHz]	Channel	802.11 MODE	Data Rate [Mbps]	Measured 99% Occupied Bandwidth [MHz]	Measured 6dB Bandwidth [MHz]	Minimum 6dB Bandwidth [MHz]	Pass / Fail
Band 3	5745	149	n (20MHz)	65/72.2 (MCS7)	17.70	17.78	0.50	Pass
	5785	157	n (20MHz)	65/72.2 (MCS7)	17.70	17.78	0.50	Pass
	5825	165	n (20MHz)	65/72.2 (MCS7)	17.71	17.78	0.50	Pass
	5745	149	ax (SU) (20MHz)	135/143.4 (MCS11)	18.98	19.12	0.50	Pass
	5785	157	ax (SU) (20MHz)	135/143.4 (MCS11)	18.98	19.12	0.50	Pass
	5825	165	ax (SU) (20MHz)	135/143.4 (MCS11)	18.97	19.13	0.50	Pass
	5755	151	n (40MHz)	135/150 (MCS7)	36.27	36.56	0.50	Pass
	5795	159	n (40MHz)	135/150 (MCS7)	36.24	36.54	0.50	Pass
	5755	151	ax (SU) (40MHz)	271/286 (MCS11)	37.82	38.23	0.50	Pass
	5795	159	ax (SU) (40MHz)	271/286 (MCS11)	37.87	38.22	0.50	Pass
	5775	155	ac (80MHz)	390/433.3 (MCS9)	75.63	76.56	0.50	Pass
	5775	155	ax (SU) (80MHz)	567/600.5 (MCS11)	77.01	78.01	0.50	Pass

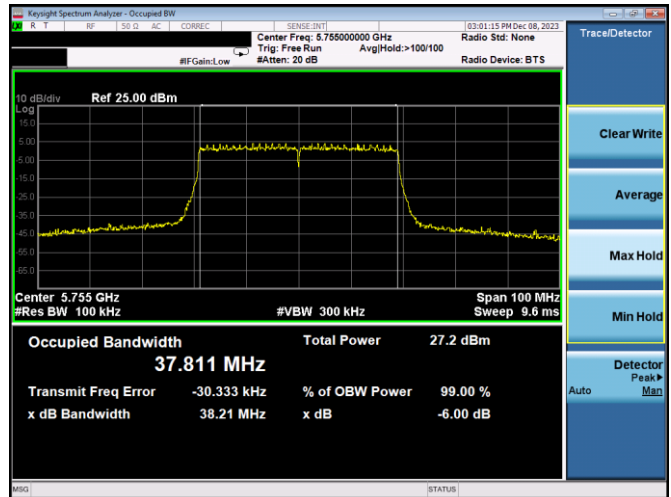
Table 7-16. Conducted Bandwidth Measurements Antenna WF7b (High Data Rate)

FCC ID: BCGA2898 IC: 579C-A2898	 MEASUREMENT REPORT (CERTIFICATION)		Approved by: Technical Manager
Test Report S/N: 1C2311270065-11-R1.BCG	Test Dates: 11/29/2024 - 1/15/2024	EUT Type: Tablet Device	Page 70 of 547

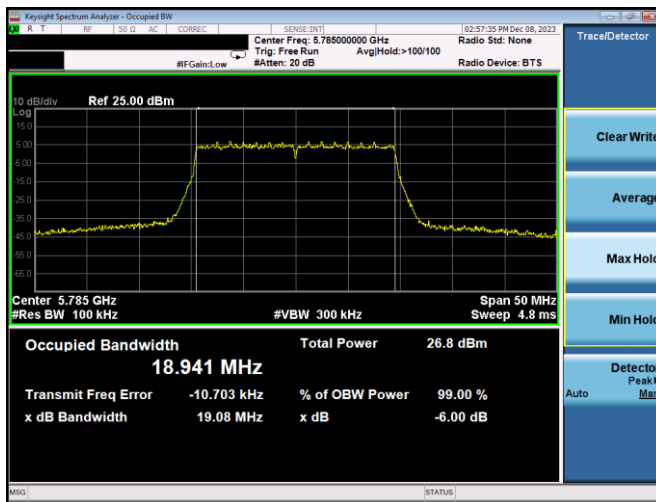
V 10.5 12/15/2021



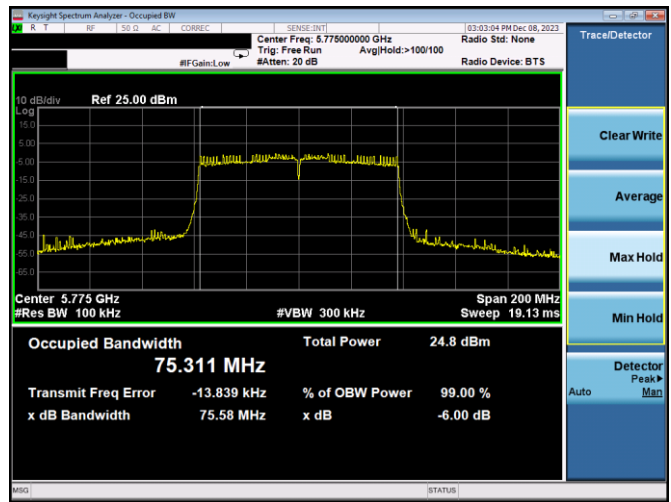
Plot 7-217. 6dB BW & 99% OBW Antenna WF7b (20MHz BW 802.11n – Ch. 157, MCS2)



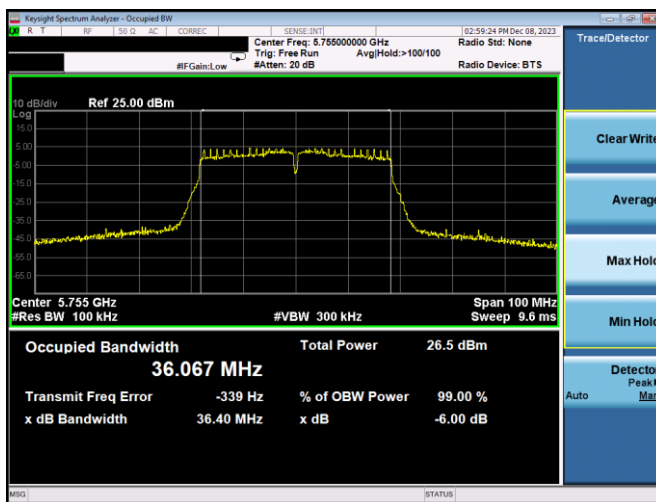
Plot 7-220. 6dB BW & 99% OBW Antenna WF7b (40MHz BW 802.11ax(SU) – Ch. 151, MCS2)



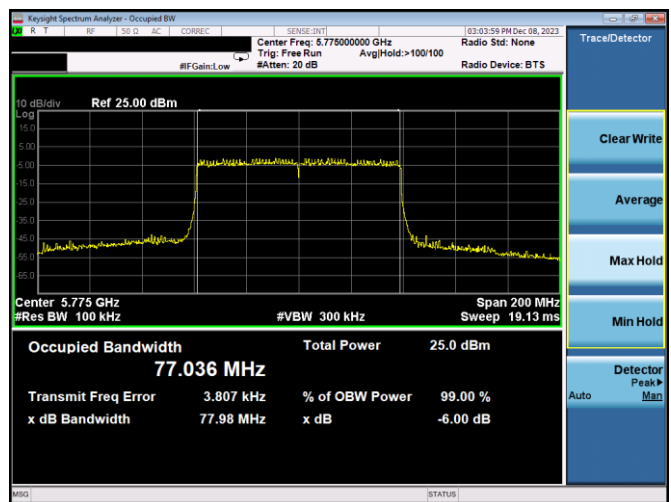
Plot 7-218. 6dB BW & 99% OBW Antenna WF7b (20MHz BW 802.11ax(SU) – Ch. 157, MCS2)



Plot 7-221. 6dB BW & 99% OBW Antenna WF7b (80MHz BW 802.11ac – Ch. 155, MCS2)

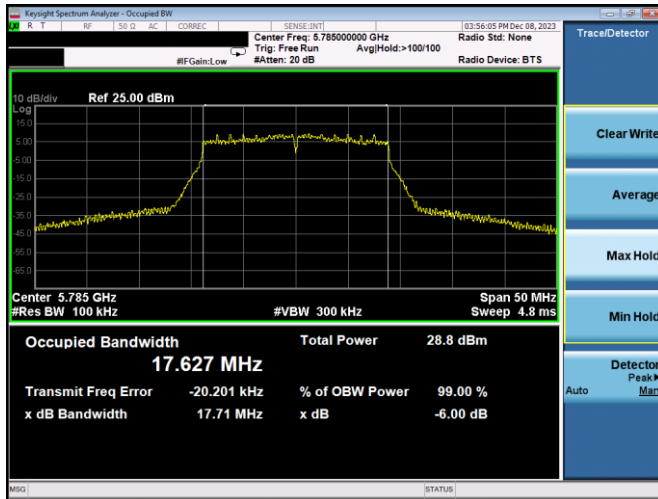


Plot 7-219. 6dB BW & 99% OBW Antenna WF7b (40MHz BW 802.11n – Ch. 151, MCS2)

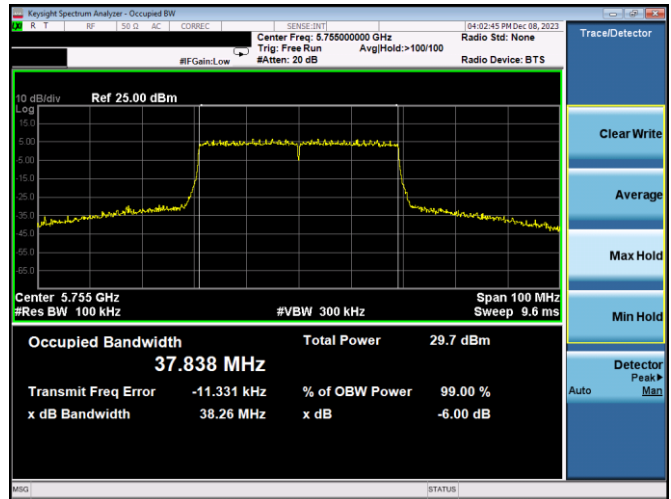


Plot 7-222. 6dB BW & 99% OBW Antenna WF7b (80MHz BW 802.11ax(SU) – Ch. 155, MCS2)

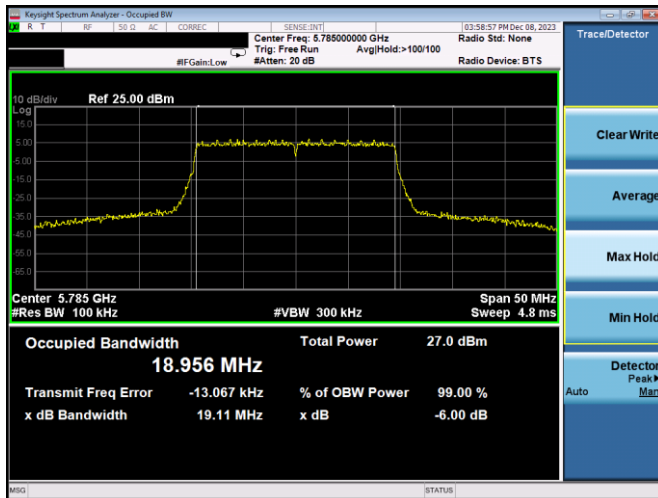
FCC ID: BCGA2898 IC: 579C-A2898		MEASUREMENT REPORT (CERTIFICATION)	Approved by: Technical Manager
Test Report S/N: 1C2311270065-11-R1.BCG	Test Dates: 11/29/2024 - 1/15/2024	EUT Type: Tablet Device	Page 71 of 547



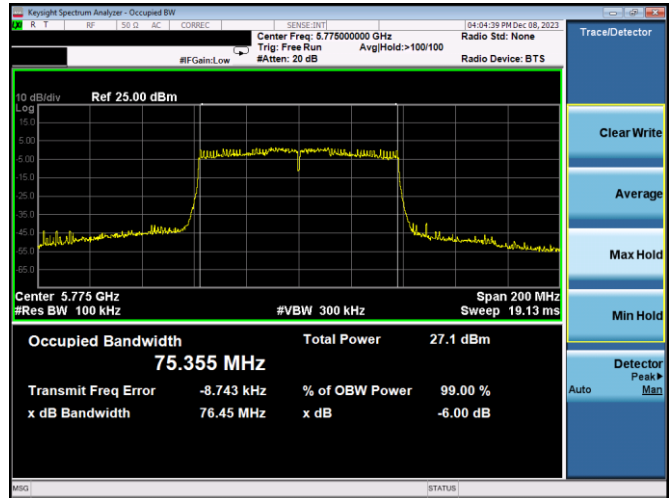
Plot 7-223. 6dB BW & 99% OBW Antenna WF7b (20MHz BW 802.11n – Ch. 157, MCS4)



Plot 7-226. 6dB BW & 99% OBW Antenna WF7b (40MHz BW 802.11ax(SU) – Ch. 151, MCS4)



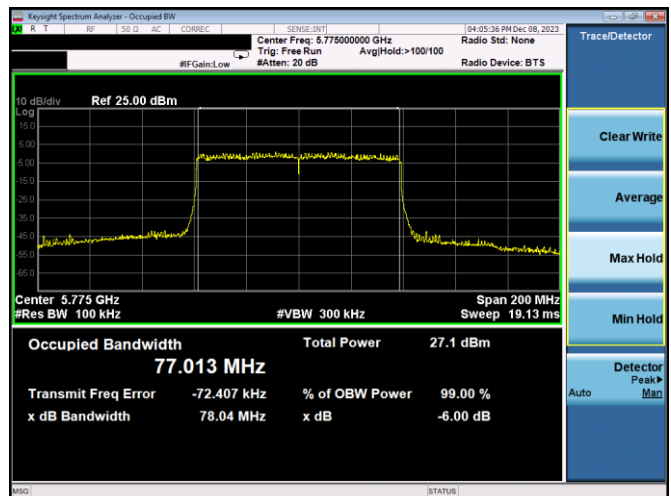
Plot 7-224. 6dB BW & 99% OBW Antenna WF7b (20MHz BW 802.11ax(SU) – Ch. 157, MCS4)



Plot 7-227. 6dB BW & 99% OBW Antenna WF7b (80MHz BW 802.11ac – Ch. 155, MCS4)

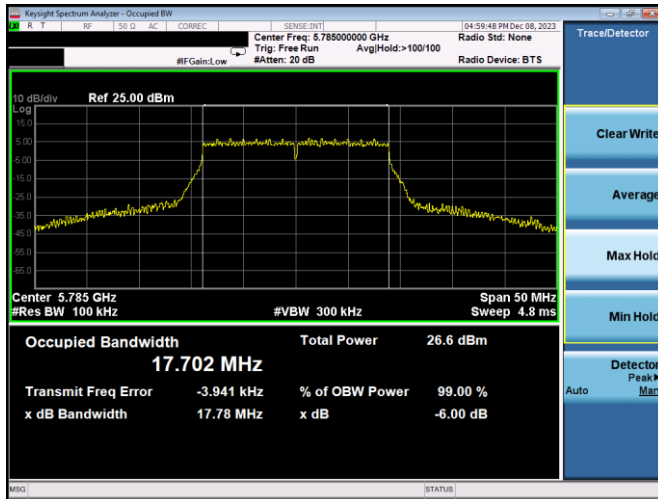


Plot 7-225. 6dB BW & 99% OBW Antenna WF7b (40MHz BW 802.11n – Ch. 151, MCS4)

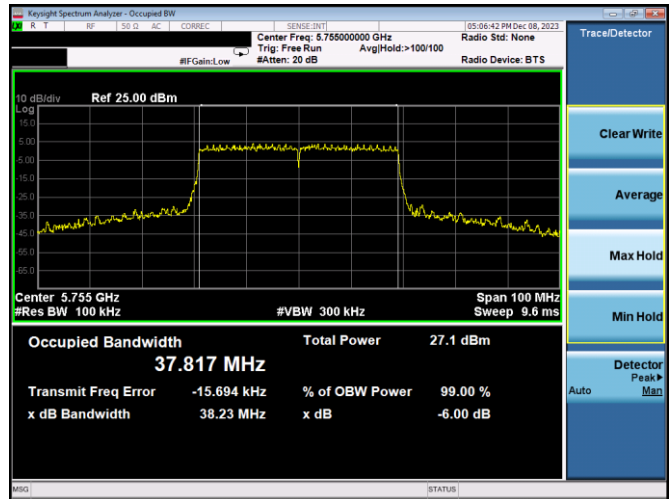


Plot 7-228. 6dB BW & 99% OBW Antenna WF7b (80MHz BW 802.11ax(SU) – Ch. 155, MCS4)

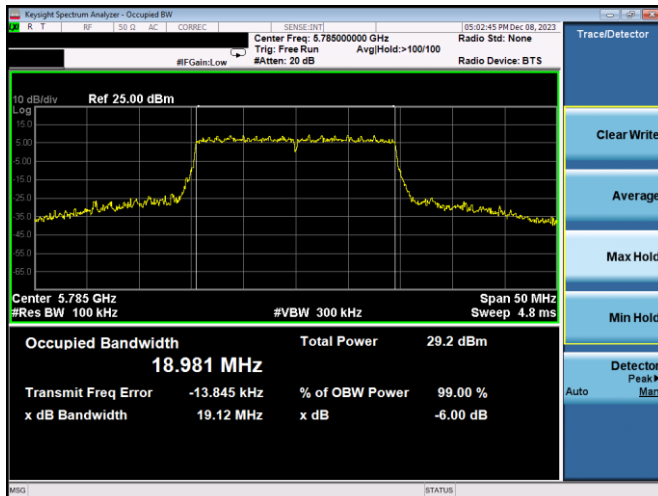
FCC ID: BCGA2898 IC: 579C-A2898		MEASUREMENT REPORT (CERTIFICATION)	Approved by: Technical Manager
Test Report S/N: 1C2311270065-11-R1.BCG	Test Dates: 11/29/2024 - 1/15/2024	EUT Type: Tablet Device	Page 72 of 547



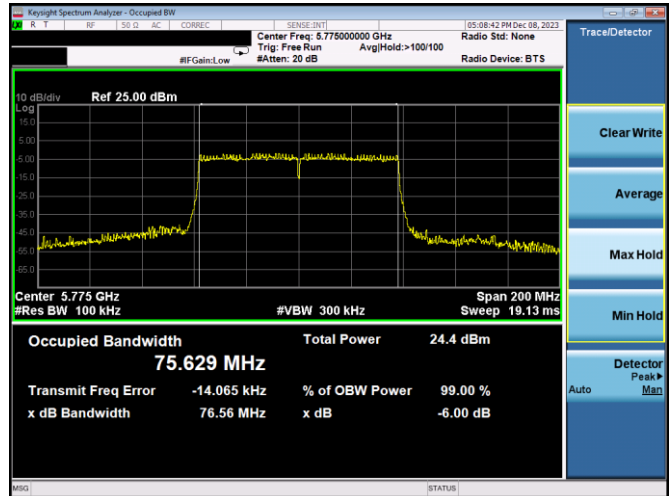
Plot 7-229. 6dB BW & 99% OBW Antenna WF7b (20MHz BW 802.11n – Ch. 157, MCS7)



Plot 7-232. 6dB BW & 99% OBW Antenna WF7b (40MHz BW 802.11ax(SU) – Ch. 151, MCS11)



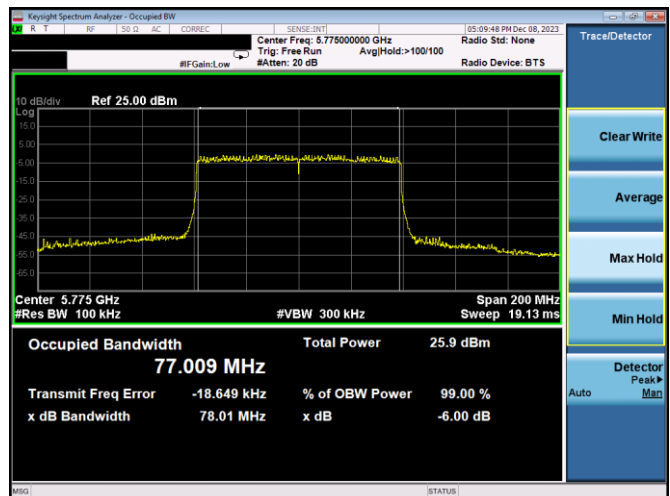
Plot 7-230. 6dB BW & 99% OBW Antenna WF7b (20MHz BW 802.11ax(SU) – Ch. 157, MCS11)



Plot 7-233. 6dB BW & 99% OBW Antenna WF7b (80MHz BW 802.11ac – Ch. 155, MCS9)



Plot 7-231. 6dB BW & 99% OBW Antenna WF7b (40MHz BW 802.11n – Ch. 151, MCS7)



Plot 7-234. 6dB BW & 99% OBW Antenna WF7b (80MHz BW 802.11ax(SU) – Ch. 155, MCS11)

FCC ID: BCGA2898 IC: 579C-A2898		MEASUREMENT REPORT (CERTIFICATION)	Approved by: Technical Manager
Test Report S/N: 1C2311270065-11-R1.BCG	Test Dates: 11/29/2024 - 1/15/2024	EUT Type: Tablet Device	Page 73 of 547

7.3.3 Antenna WF2a 6dB & 99% Bandwidth Measurements

	Frequency [MHz]	Channel	802.11 MODE	Data Rate [Mbps]	Measured 99% Occupied Bandwidth [MHz]	Measured 6dB Bandwidth [MHz]	Minimum 6dB Bandwidth [MHz]	Pass / Fail
Band 3	5745	149	n (20MHz)	19.5/21.7 (MCS2)	17.64	17.54	0.50	Pass
	5785	157	n (20MHz)	19.5/21.7 (MCS2)	17.61	17.29	0.50	Pass
	5825	165	n (20MHz)	19.5/21.7 (MCS2)	17.62	17.24	0.50	Pass
	5745	149	ax (SU) (20MHz)	24/25.8 (MCS2)	18.96	19.07	0.50	Pass
	5785	157	ax (SU) (20MHz)	24/25.8 (MCS2)	18.95	19.05	0.50	Pass
	5825	165	ax (SU) (20MHz)	24/25.8 (MCS2)	18.97	19.10	0.50	Pass
	5755	151	n (40MHz)	40/40.5 (MCS2)	36.03	35.80	0.50	Pass
	5795	159	n (40MHz)	40/40.5 (MCS2)	36.09	36.14	0.50	Pass
	5755	151	ax (SU) (40MHz)	49/51.6 (MCS2)	37.83	38.18	0.50	Pass
	5795	159	ax (SU) (40MHz)	49/51.6 (MCS2)	37.80	38.16	0.50	Pass
	5775	155	ac (80MHz)	87.8/97.5 (MCS2)	75.33	75.67	0.50	Pass
	5775	155	ax (SU) (80MHz)	102/108.1 (MCS2)	76.93	77.88	0.50	Pass

Table 7-17. Conducted Bandwidth Measurements Antenna WF2a (Low Data Rate)

	Frequency [MHz]	Channel	802.11 MODE	Data Rate [Mbps]	Measured 99% Occupied Bandwidth [MHz]	Measured 6dB Bandwidth [MHz]	Minimum 6dB Bandwidth [MHz]	Pass / Fail
Band 3	5745	149	n (20MHz)	39/43.3 (MCS4)	17.62	17.68	0.50	Pass
	5785	157	n (20MHz)	39/43.3 (MCS4)	17.62	17.68	0.50	Pass
	5825	165	n (20MHz)	39/43.3 (MCS4)	17.65	17.70	0.50	Pass
	5745	149	ax (SU) (20MHz)	49/51.6 (MCS4)	18.98	19.12	0.50	Pass
	5785	157	ax (SU) (20MHz)	49/51.6 (MCS4)	18.98	19.12	0.50	Pass
	5825	165	ax (SU) (20MHz)	49/51.6 (MCS4)	18.98	19.09	0.50	Pass
	5755	151	n (40MHz)	81/90 (MCS4)	36.12	36.46	0.50	Pass
	5795	159	n (40MHz)	81/90 (MCS4)	36.12	36.45	0.50	Pass
	5755	151	ax (SU) (40MHz)	98/103.2 (MCS4)	37.84	38.20	0.50	Pass
	5795	159	ax (SU) (40MHz)	98/103.2 (MCS4)	37.84	38.16	0.50	Pass
	5775	155	ac (80MHz)	175.5/195 (MCS4)	75.37	76.44	0.50	Pass
	5775	155	ax (SU) (80MHz)	204/216.2 (MCS4)	77.06	78.07	0.50	Pass

Table 7-18. Conducted Bandwidth Measurements Antenna WF2a (Mid Data Rate)

	Frequency [MHz]	Channel	802.11 MODE	Data Rate [Mbps]	Measured 99% Occupied Bandwidth [MHz]	Measured 6dB Bandwidth [MHz]	Minimum 6dB Bandwidth [MHz]	Pass / Fail
Band 3	5745	149	n (20MHz)	65/72.2 (MCS7)	17.72	17.77	0.50	Pass
	5785	157	n (20MHz)	65/72.2 (MCS7)	17.72	17.77	0.50	Pass
	5825	165	n (20MHz)	65/72.2 (MCS7)	17.72	17.78	0.50	Pass
	5745	149	ax (SU) (20MHz)	135/143.4 (MCS11)	18.99	19.11	0.50	Pass
	5785	157	ax (SU) (20MHz)	135/143.4 (MCS11)	19.02	19.14	0.50	Pass
	5825	165	ax (SU) (20MHz)	135/143.4 (MCS11)	18.99	19.09	0.50	Pass
	5755	151	n (40MHz)	135/150 (MCS7)	36.31	36.57	0.50	Pass
	5795	159	n (40MHz)	135/150 (MCS7)	36.29	36.55	0.50	Pass
	5755	151	ax (SU) (40MHz)	271/286 (MCS11)	37.83	38.20	0.50	Pass
	5795	159	ax (SU) (40MHz)	271/286 (MCS11)	37.88	38.23	0.50	Pass
	5775	155	ac (80MHz)	390/433.3 (MCS9)	75.62	76.53	0.50	Pass
	5775	155	ax (SU) (80MHz)	567/600.5 (MCS11)	77.01	78.04	0.50	Pass

Table 7-19. Conducted Bandwidth Measurements Antenna WF2a (High Data Rate)

FCC ID: BCGA2898 IC: 579C-A2898	 MEASUREMENT REPORT (CERTIFICATION)		Approved by: Technical Manager
Test Report S/N: 1C2311270065-11-R1.BCG	Test Dates: 11/29/2024 - 1/15/2024	EUT Type: Tablet Device	Page 74 of 547

V 10.5 12/15/2021