

APPENDIX G: DUT ANTENNA DIAGRAM & SAR TEST SETUP PHOTOGRAPHS

FCC ID: BCGA2898	SAR EVALUATION REPORT	Approved by: Technical Manager
DUT Type: Tablet		APPENDIX G: Page 1 of 13

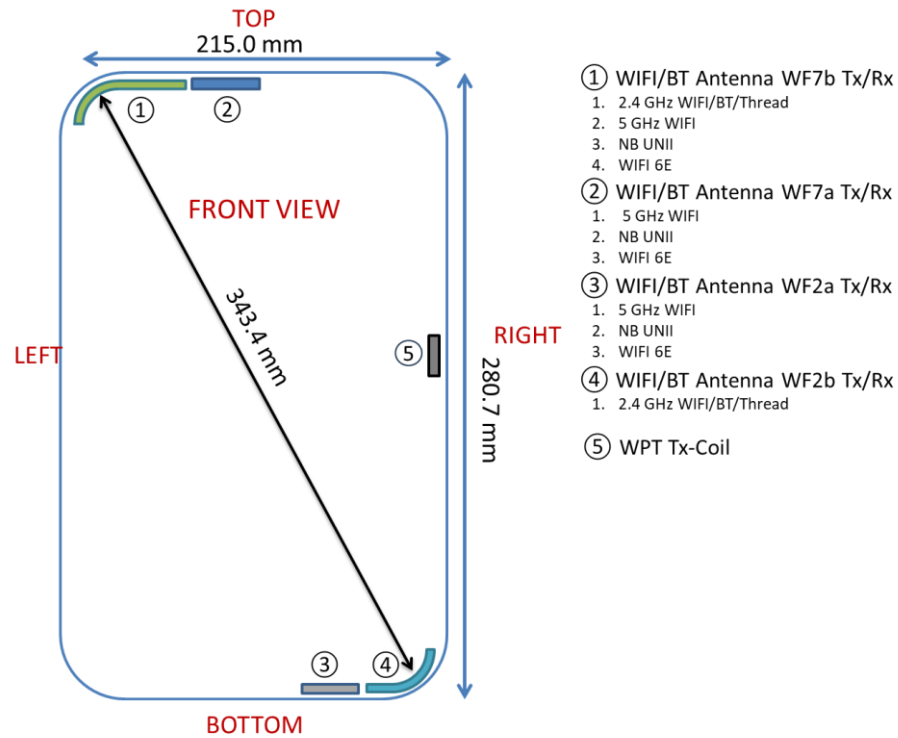


Figure G-1
DUT Antenna Locations

Note: Exact antenna dimensions and separation distances are shown in the Technical Descriptions in the FCC Filing.

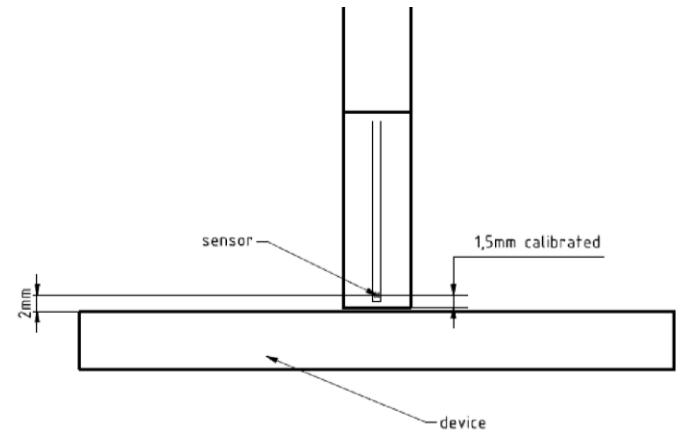



Figure G-2
EUmWVx Probe

Note: Distances below are distance from device surface to sensor-center. Therefore, distances include 1.5 mm for Probe Tip to Sensor Calibration Points.

FCC ID: BCGA2898	SAR EVALUATION REPORT	Approved by: Technical Manager
DUT Type: Tablet		APPENDIX G: Page 2 of 13



SAR Test Setup Photo 1: Back Side at 0mm – Ant WF2A



SAR Test Setup Photo 2: Back Side at 0mm – Ant WF2b

FCC ID: BCGA2898	SAR EVALUATION REPORT	Approved by: Technical Manager
DUT Type: Tablet		APPENDIX G: Page 3 of 13




SAR Test Setup Photo 3: Back Side at 0mm – Ant WF7b




SAR Test Setup Photo 4: Back Side at 0mm – Ant WF7a

FCC ID: BCGA2898	SAR EVALUATION REPORT	Approved by: Technical Manager
DUT Type: Tablet		APPENDIX G: Page 4 of 13



SAR Test Setup Photo 5: Top Edge at 0mm – Ant WF2a/2b




SAR Test Setup Photo 6: Bottom Edge at 0mm – Ant WF2a/2b

FCC ID: BCGA2898	SAR EVALUATION REPORT	Approved by: Technical Manager
DUT Type: Tablet		APPENDIX G: Page 5 of 13



SAR Test Setup Photo 7: Right Edge at 0mm – WF2A/WF2b



SAR Test Setup Photo 8: Right Edge at 0mm – WF7A/WF7b

FCC ID: BCGA2898	SAR EVALUATION REPORT	Approved by: Technical Manager
DUT Type: Tablet		APPENDIX G: Page 6 of 13




SAR Test Setup Photo 9: Left Edge at 0mm – WF2A/WF2b



SAR Test Setup Photo 10: Left Edge at 0mm – WF7A/WF7b

FCC ID: BCGA2898	SAR EVALUATION REPORT	Approved by: Technical Manager
DUT Type: Tablet		APPENDIX G: Page 7 of 13




Wireless Power Transfer (wPT) Test Setup Photo 11: Back Edge



Wireless Power Transfer (wPT) Test Setup Photo 12: Top Edge

FCC ID: BCGA2898	SAR EVALUATION REPORT	Approved by: Technical Manager
DUT Type: Tablet		APPENDIX G: Page 8 of 13



Wireless Power Transfer (wPT) Test Setup Photo 13: Bottom Edge




Wireless Power Transfer (wPT) Test Setup Photo 14: Right Edge

FCC ID: BCGA2898	SAR EVALUATION REPORT	Approved by: Technical Manager
DUT Type: Tablet		APPENDIX G: Page 9 of 13




Wireless Power Transfer (wPT) Test Setup Photo 15: Left Edge




Near Field Power Density Test Setup Photo 16: Backside at 2mm – WF7a/7b/2a

FCC ID: BCGA2898	SAR EVALUATION REPORT	Approved by: Technical Manager
DUT Type: Tablet		APPENDIX G: Page 10 of 13



Near Field Power Density Test Setup Photo 17: Top Edge at 2mm – WF7a/7b/2a




Near Field Power Density Test Setup Photo 18: Bottom Edge at 2mm – WF7a/7b/2a

FCC ID: BCGA2898	SAR EVALUATION REPORT	Approved by: Technical Manager
DUT Type: Tablet		APPENDIX G: Page 11 of 13



Near Field Power Density Test Setup Photo 19: Bottom Edge at 9.95mm – WF2a



Near Field Power Density Test Setup Photo 20: Right Edge at 2mm – WF7a/7b/2a

FCC ID: BCGA2898	SAR EVALUATION REPORT	Approved by: Technical Manager
DUT Type: Tablet		APPENDIX G: Page 12 of 13



Near Field Power Density Test Setup Photo 21: Left Edge at 2mm – WF7a/7b/2a

FCC ID: BCGA2898	SAR EVALUATION REPORT	Approved by: Technical Manager
DUT Type: Tablet		APPENDIX G: Page 13 of 13