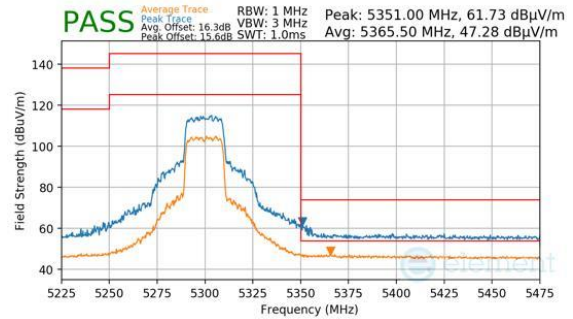
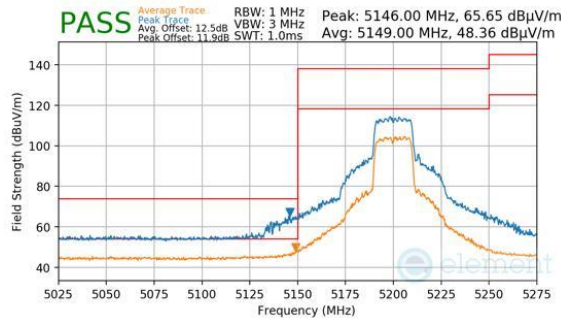


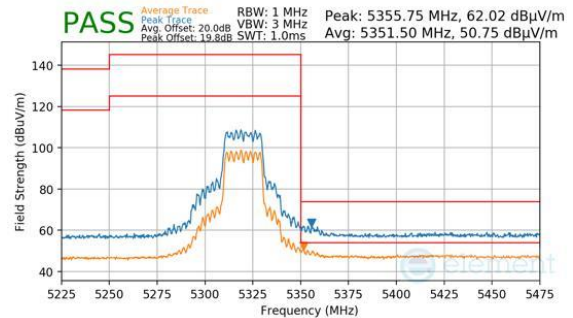
Plot 7-1818. CDD DIVERSITY DIVERSITY (PEAK & AVERAGE, CH.40, 802.11AX(SU), MCS4)



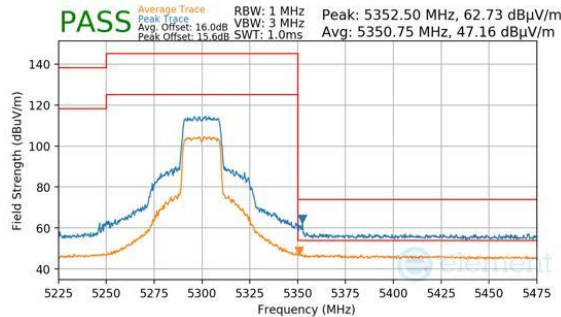
Plot 7-1821. CDD DIVERSITY DIVERSITY (PEAK & AVERAGE, CH.60, 802.11AX(SU), MCS11)



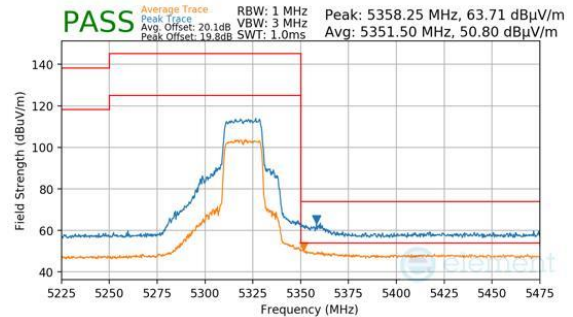
Plot 7-1819. CDD DIVERSITY DIVERSITY (PEAK & AVERAGE, CH.40, 802.11AX(SU), MCS11)



Plot 7-1822. CDD DIVERSITY DIVERSITY (PEAK & AVERAGE, CH.64, 802.11AX(SU), MCS2)

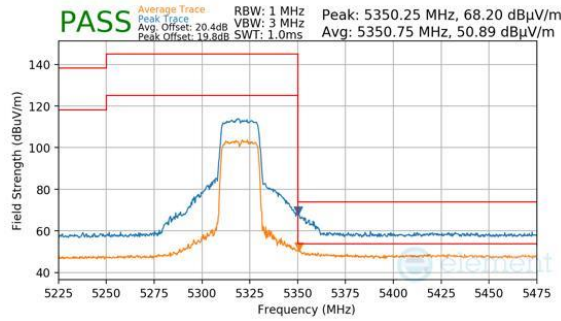


Plot 7-1820. CDD DIVERSITY DIVERSITY (PEAK & AVERAGE, CH.60, 802.11AX(SU), MCS4)

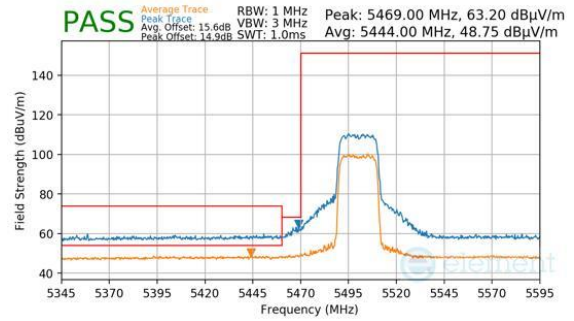


Plot 7-1823. CDD DIVERSITY DIVERSITY (PEAK & AVERAGE, CH.64, 802.11AX(SU), MCS4)

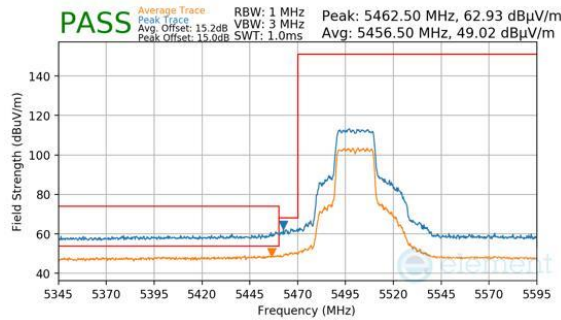
FCC ID: BCGA2837 IC: 579C-A2837		MEASUREMENT REPORT (CERTIFICATION)	Approved by: Technical Manager
Test Report S/N: 1C2311270068-22.BCG	Test Dates: 11/28/2023 - 1/15/2024	EUT Type: Tablet Device	Page 534 of 577



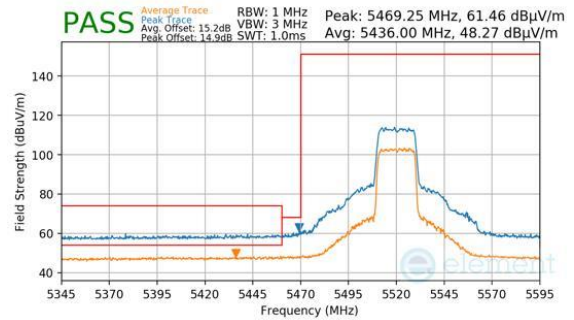
Plot 7-1824. CDD DIVERSITY DIVERSITY (PEAK & AVERAGE, CH.64, 802.11AX(SU), MCS11)



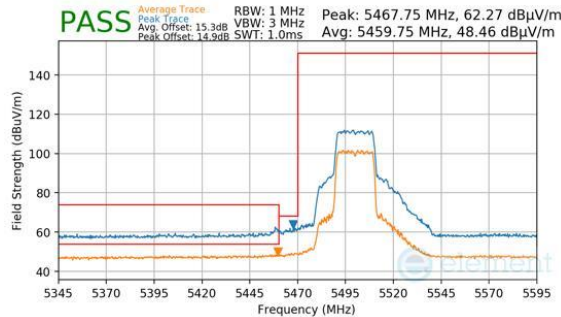
Plot 7-1827. CDD DIVERSITY DIVERSITY (PEAK & AVERAGE, CH.100, 802.11AX(SU), MCS11)



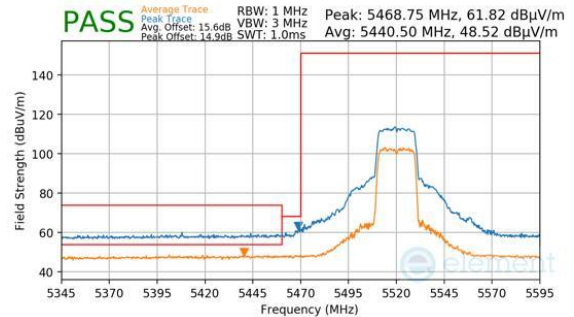
Plot 7-1825. CDD DIVERSITY DIVERSITY (PEAK & AVERAGE, CH.100, 802.11AX(SU), MCS2)



Plot 7-1828. CDD DIVERSITY DIVERSITY (PEAK & AVERAGE, CH.104, 802.11AX(SU), MCS4)

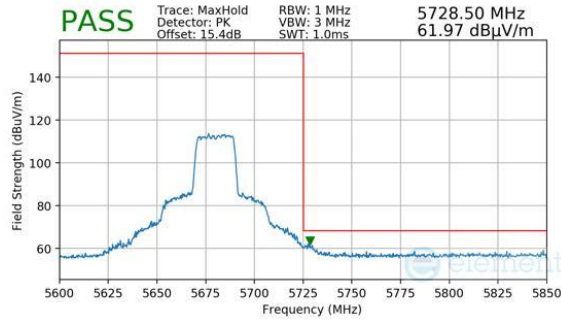


Plot 7-1826. CDD DIVERSITY DIVERSITY (PEAK & AVERAGE, CH.100, 802.11AX(SU), MCS4)

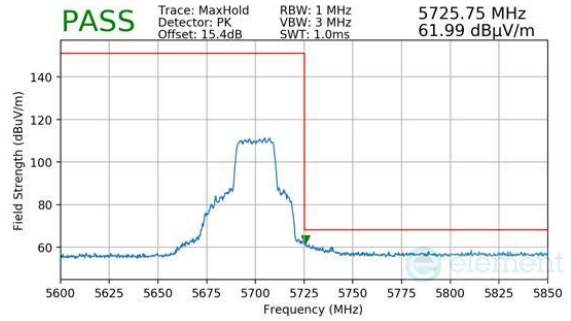


Plot 7-1829. CDD DIVERSITY DIVERSITY (PEAK & AVERAGE, CH.104, 802.11AX(SU), MCS11)

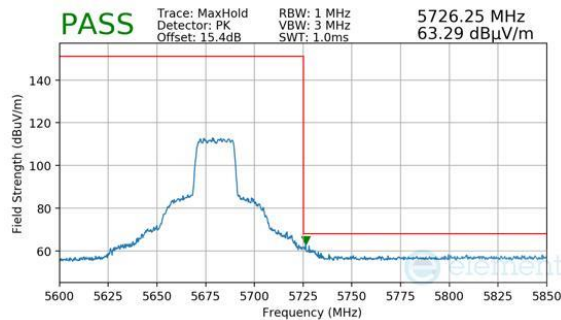
FCC ID: BCGA2837 IC: 579C-A2837		MEASUREMENT REPORT (CERTIFICATION)	Approved by: Technical Manager
Test Report S/N: 1C2311270068-22.BCG	Test Dates: 11/28/2023 - 1/15/2024	EUT Type: Tablet Device	Page 535 of 577



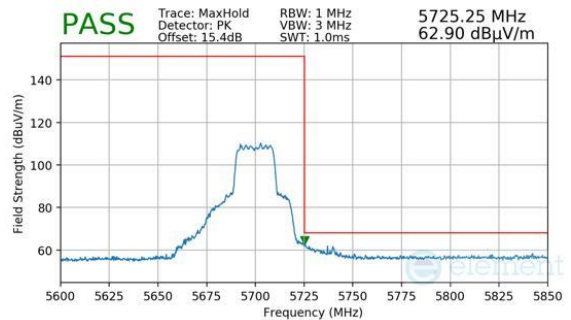
Plot 7-1830. CDD DIVERSITY DIVERSITY (PEAK, CH.136, 802.11AX(SU), MCS2)



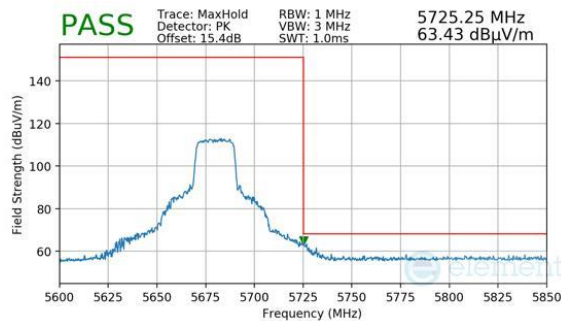
Plot 7-1833. CDD DIVERSITY DIVERSITY (PEAK, CH.140, 802.11AX(SU), MCS2)



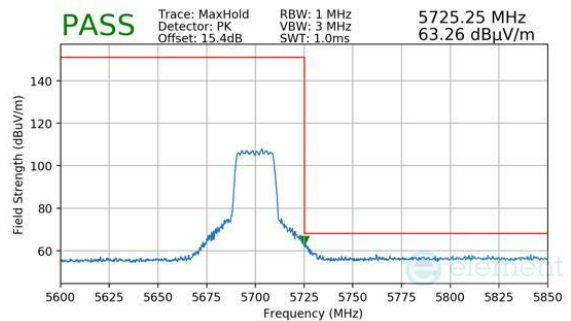
Plot 7-1831. CDD DIVERSITY DIVERSITY (PEAK, CH.136, 802.11AX(SU), MCS4)



Plot 7-1834. CDD DIVERSITY DIVERSITY (PEAK, CH.140, 802.11AX(SU), MCS4)

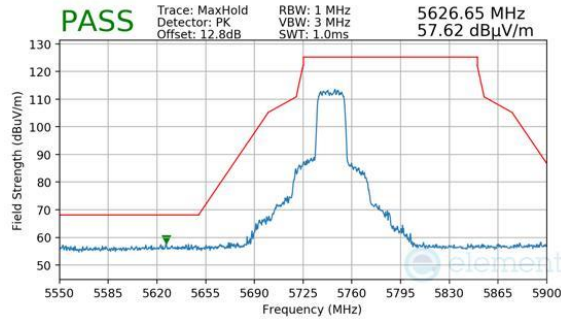


Plot 7-1832. CDD DIVERSITY DIVERSITY (PEAK, CH.136, 802.11AX(SU), MCS11)

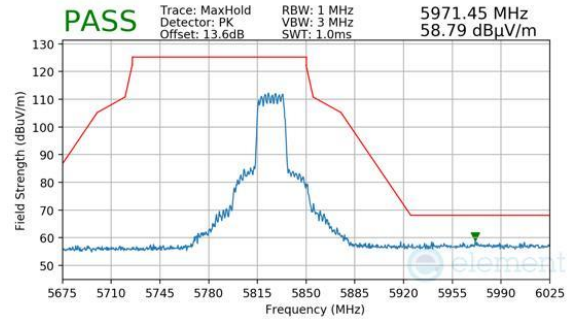


Plot 7-1835. CDD DIVERSITY DIVERSITY (PEAK, CH.140, 802.11AX(SU), MCS11)

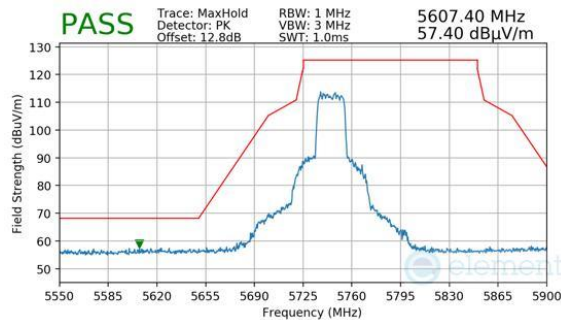
FCC ID: BCGA2837 IC: 579C-A2837		MEASUREMENT REPORT (CERTIFICATION)	Approved by: Technical Manager
Test Report S/N: 1C2311270068-22.BCG	Test Dates: 11/28/2023 - 1/15/2024	EUT Type: Tablet Device	Page 536 of 577



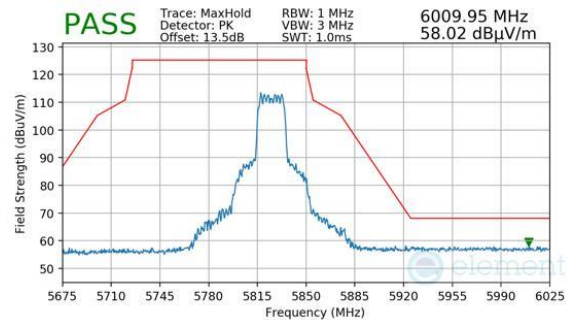
Plot 7-1836. CDD DIVERSITY DIVERSITY (PEAK, CH.149, 802.11AX(SU), MCS2)



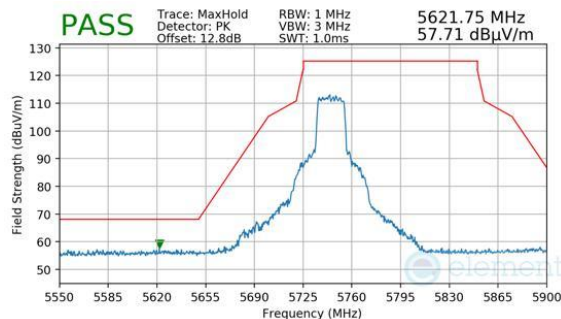
Plot 7-1839. CDD DIVERSITY DIVERSITY (PEAK, CH.165, 802.11AX(SU), MCS2)



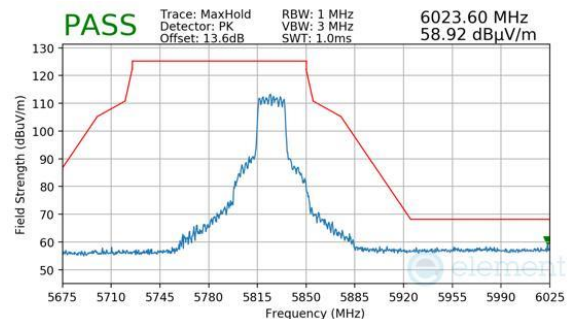
Plot 7-1837. CDD DIVERSITY DIVERSITY (PEAK, CH.149, 802.11AX(SU), MCS4)



Plot 7-1840. CDD DIVERSITY DIVERSITY (PEAK, CH.165, 802.11AX(SU), MCS4)



Plot 7-1838. CDD DIVERSITY DIVERSITY (PEAK, CH.149, 802.11AX(SU), MCS11)

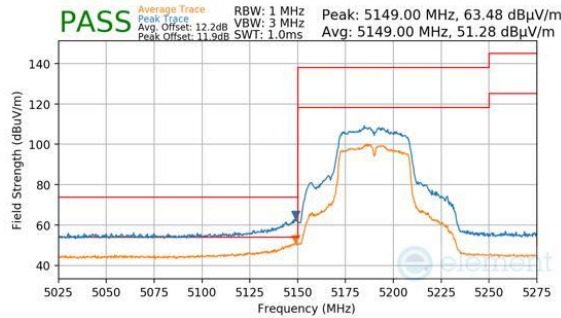


Plot 7-1841. CDD DIVERSITY DIVERSITY (PEAK, CH.165, 802.11AX(SU), MCS11)

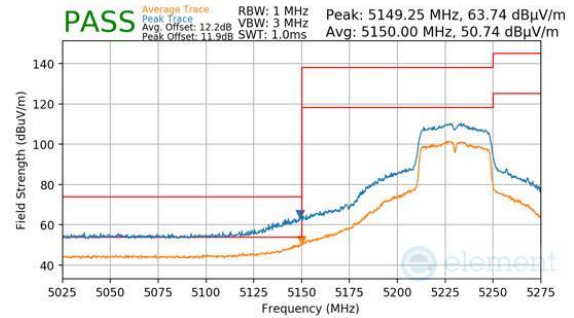
FCC ID: BCGA2837 IC: 579C-A2837		MEASUREMENT REPORT (CERTIFICATION)	Approved by: Technical Manager
Test Report S/N: 1C2311270068-22.BCG	Test Dates: 11/28/2023 - 1/15/2024	EUT Type: Tablet Device	Page 537 of 577

7.6.25 CDD Diversity Diversity Radiated Band Edge Measurements (40MHz BW)

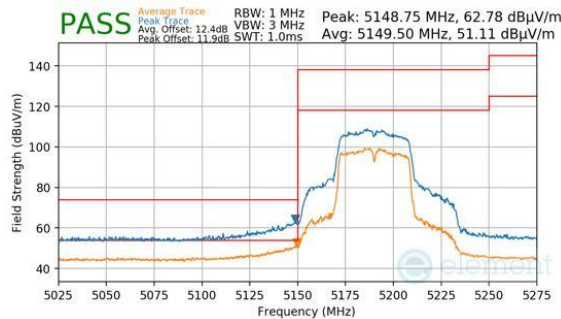
§15.407(b.1)(b.2) §15.205 §15.209; RSS-Gen [8.9]



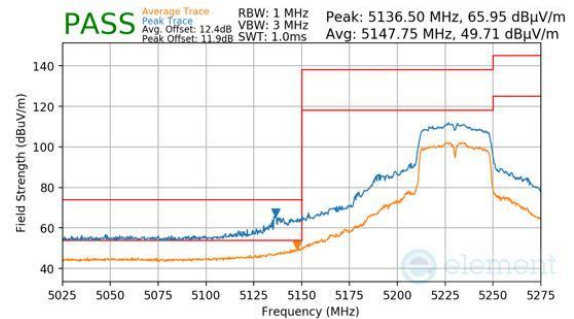
Plot 7-1842. CDD DIVERSITY DIVERSITY (PEAK & AVERAGE, CH.38, 802.11N, MCS10)



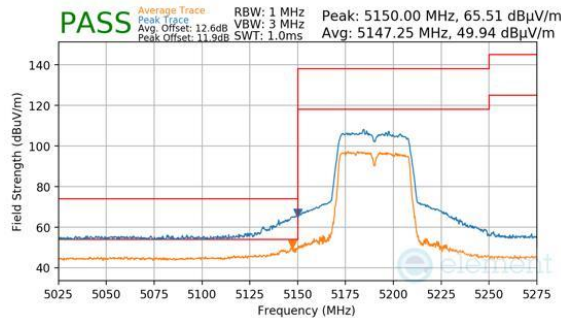
Plot 7-1845. CDD DIVERSITY DIVERSITY (PEAK & AVERAGE, CH.46, 802.11N, MCS10)



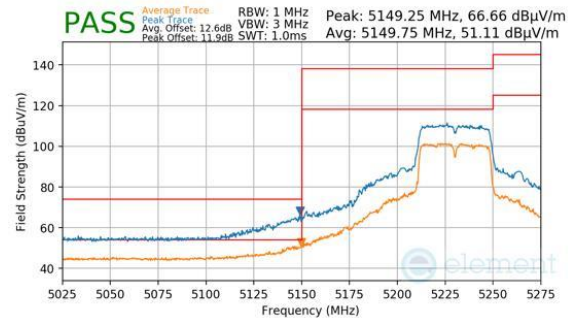
Plot 7-1843. CDD DIVERSITY DIVERSITY (PEAK & AVERAGE, CH.38, 802.11N, MCS12)



Plot 7-1846. CDD DIVERSITY DIVERSITY (PEAK & AVERAGE, CH.46, 802.11N, MCS12)



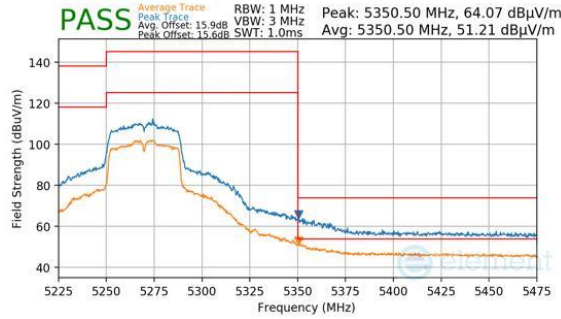
Plot 7-1844. CDD DIVERSITY DIVERSITY (PEAK & AVERAGE, CH.38, 802.11N, MCS15)



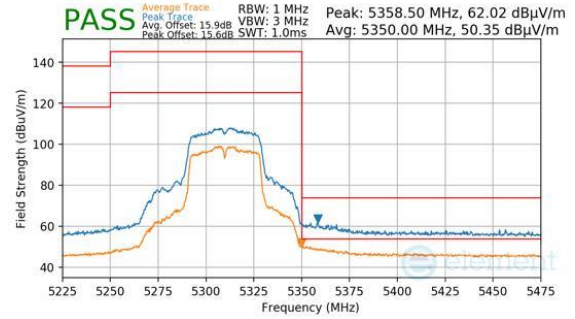
Plot 7-1847. CDD DIVERSITY DIVERSITY (PEAK & AVERAGE, CH.46, 802.11N, MCS15)

FCC ID: BCGA2837 IC: 579C-A2837		MEASUREMENT REPORT (CERTIFICATION)	Approved by: Technical Manager
Test Report S/N: 1C2311270068-22.BCG	Test Dates: 11/28/2023 - 1/15/2024	EUT Type: Tablet Device	Page 538 of 577

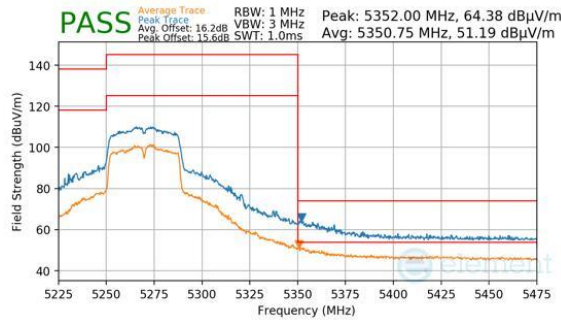
V 10.5 12/15/2021



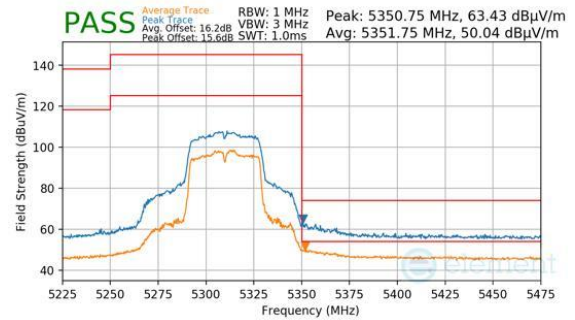
Plot 7-1848. CDD DIVERSITY DIVERSITY (PEAK & AVERAGE, CH.54, 802.11N, MCS10)



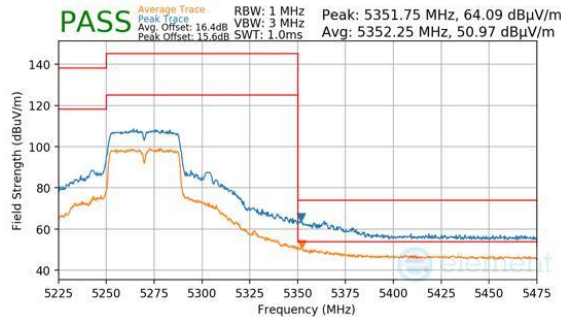
Plot 7-1851. CDD DIVERSITY DIVERSITY (PEAK & AVERAGE, CH.62, 802.11N, MCS10)



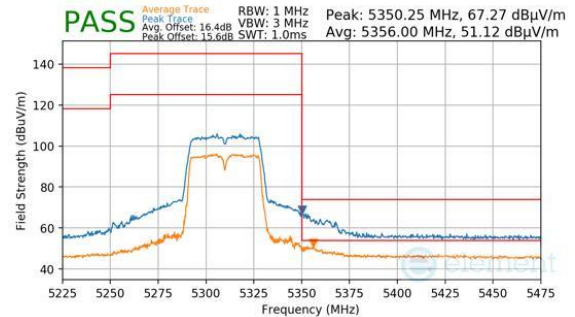
Plot 7-1849. CDD DIVERSITY DIVERSITY (PEAK & AVERAGE, CH.54, 802.11N, MCS12)



Plot 7-1852. CDD DIVERSITY DIVERSITY (PEAK & AVERAGE, CH.62, 802.11N, MCS12)

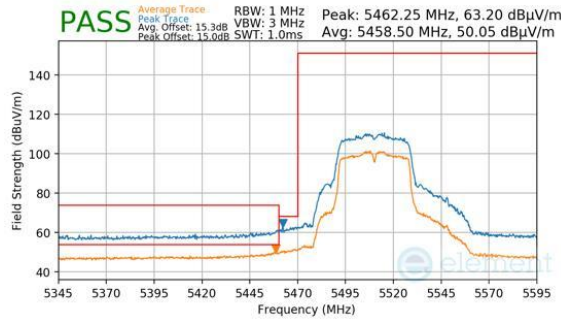


Plot 7-1850. CDD DIVERSITY DIVERSITY (PEAK & AVERAGE, CH.54, 802.11N, MCS15)

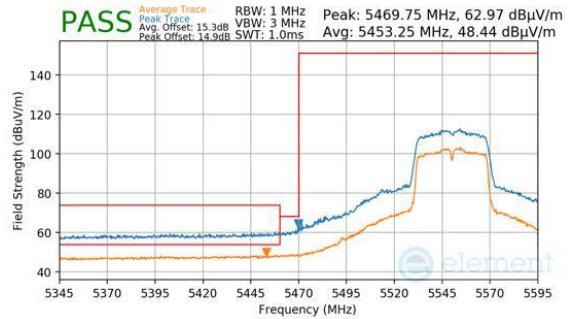


Plot 7-1853. CDD DIVERSITY DIVERSITY (PEAK & AVERAGE, CH.62, 802.11N, MCS15)

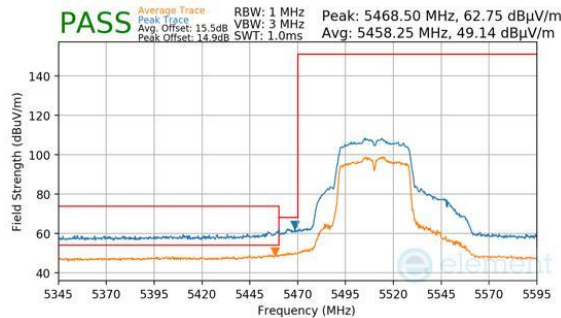
FCC ID: BCGA2837 IC: 579C-A2837		MEASUREMENT REPORT (CERTIFICATION)	Approved by: Technical Manager
Test Report S/N: 1C2311270068-22.BCG	Test Dates: 11/28/2023 - 1/15/2024	EUT Type: Tablet Device	Page 539 of 577



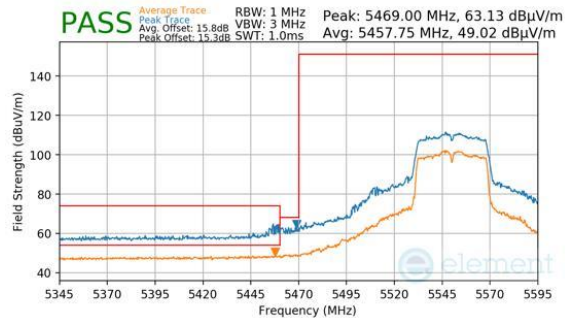
Plot 7-1854. CDD DIVERSITY DIVERSITY (PEAK & AVERAGE, CH.102, 802.11N, MCS10)



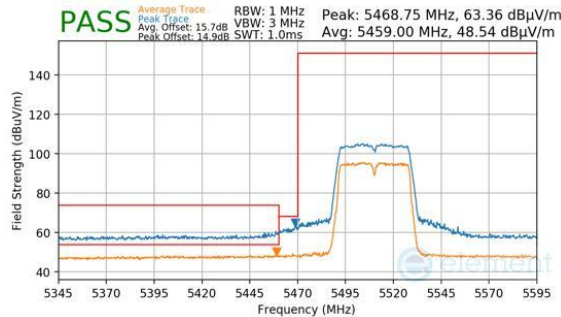
Plot 7-1857. CDD DIVERSITY DIVERSITY (PEAK & AVERAGE, CH.110, 802.11N, MCS10)



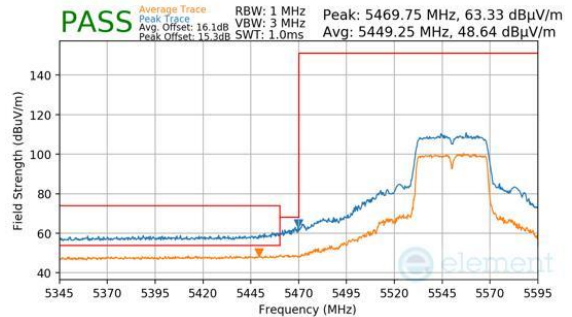
Plot 7-1855. CDD DIVERSITY DIVERSITY (PEAK & AVERAGE, CH.102, 802.11N, MCS12)



Plot 7-1858. CDD DIVERSITY DIVERSITY (PEAK & AVERAGE, CH.110, 802.11N, MCS12)



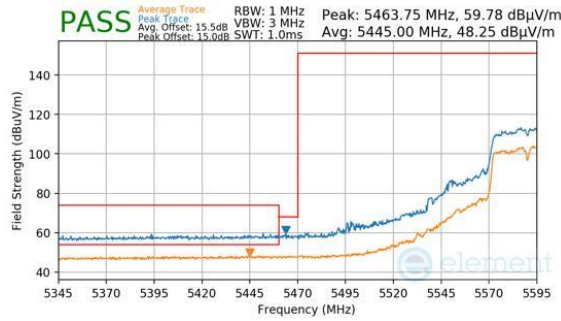
Plot 7-1856. CDD DIVERSITY DIVERSITY (PEAK & AVERAGE, CH.102, 802.11N, MCS15)



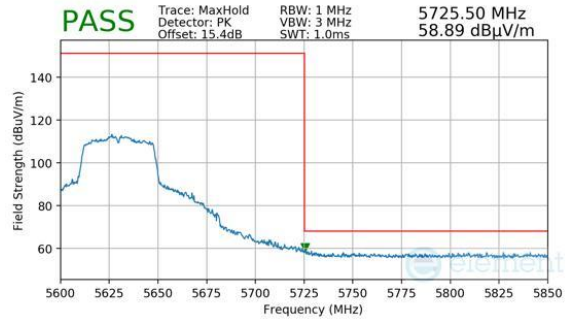
Plot 7-1859. CDD DIVERSITY DIVERSITY (PEAK & AVERAGE, CH.110, 802.11N, MCS15)

FCC ID: BCGA2837 IC: 579C-A2837		MEASUREMENT REPORT (CERTIFICATION)	Approved by: Technical Manager
Test Report S/N: 1C2311270068-22.BCG	Test Dates: 11/28/2023 - 1/15/2024	EUT Type: Tablet Device	Page 540 of 577

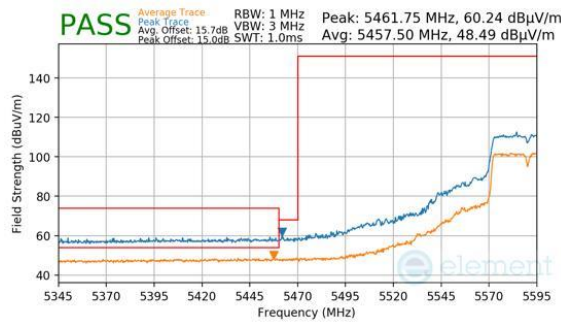
V 10.5 12/15/2021



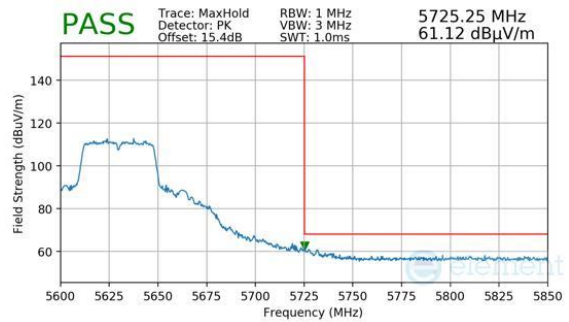
Plot 7-1860. CDD DIVERSITY DIVERSITY (PEAK & AVERAGE, CH.118, 802.11N, MCS12)



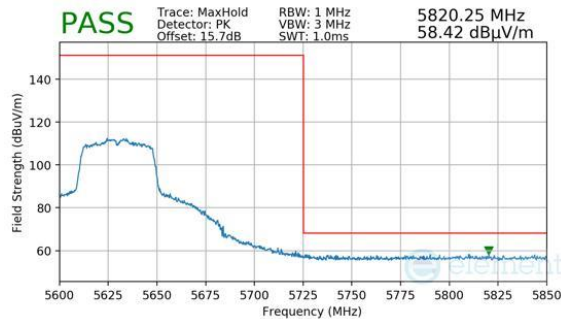
Plot 7-1863. CDD DIVERSITY DIVERSITY (PEAK, CH.126, 802.11N, MCS12)



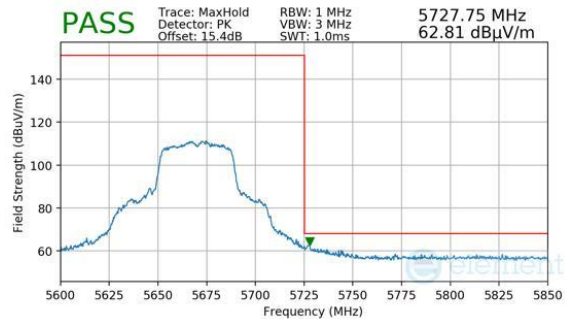
Plot 7-1861. CDD DIVERSITY DIVERSITY (PEAK & AVERAGE, CH.118, 802.11N, MCS15)



Plot 7-1864. CDD DIVERSITY DIVERSITY (PEAK, CH.126, 802.11N, MCS15)

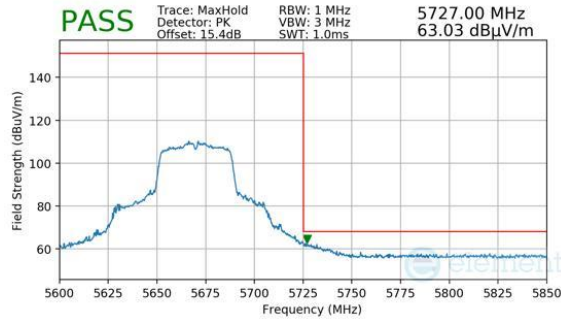


Plot 7-1862. CDD DIVERSITY DIVERSITY (PEAK, CH.126, 802.11N, MCS10)

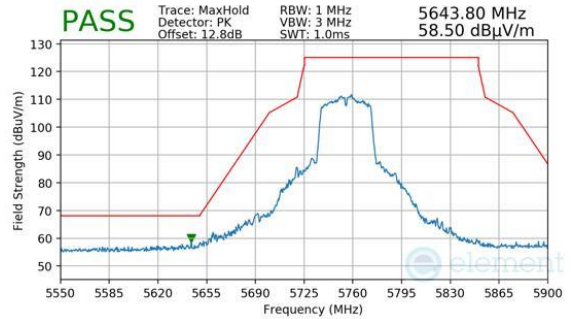


Plot 7-1865. CDD DIVERSITY DIVERSITY (PEAK, CH.134, 802.11N, MCS10)

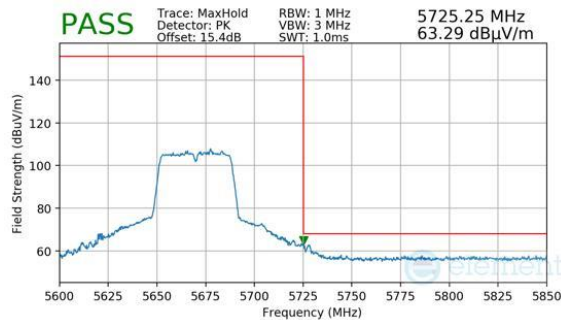
FCC ID: BCGA2837 IC: 579C-A2837		MEASUREMENT REPORT (CERTIFICATION)	Approved by: Technical Manager
Test Report S/N: 1C2311270068-22.BCG	Test Dates: 11/28/2023 - 1/15/2024	EUT Type: Tablet Device	Page 541 of 577



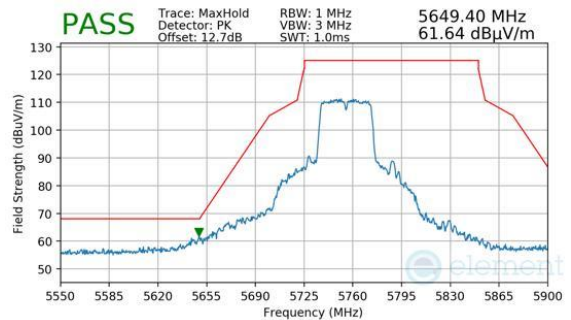
Plot 7-1866. CDD DIVERSITY DIVERSITY (PEAK, CH.134, 802.11N, MCS12)



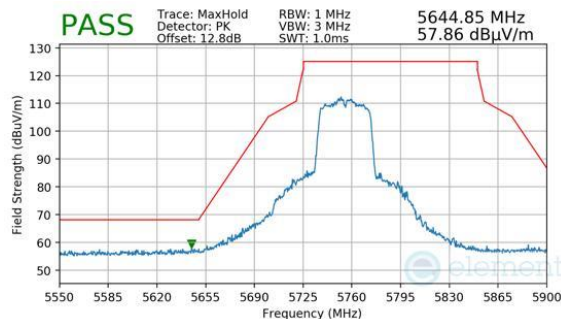
Plot 7-1869. CDD DIVERSITY DIVERSITY (PEAK, CH.151, 802.11N, MCS12)



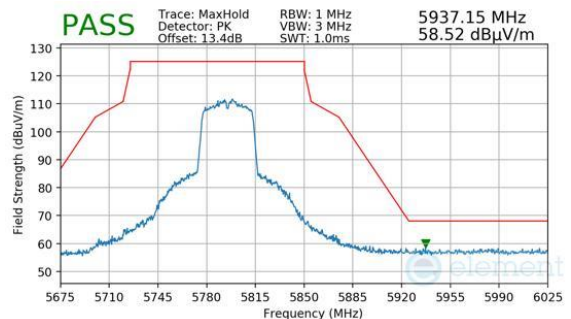
Plot 7-1867. CDD DIVERSITY DIVERSITY (PEAK, CH.134, 802.11N, MCS15)



Plot 7-1870. CDD DIVERSITY DIVERSITY (PEAK, CH.151, 802.11N, MCS15)

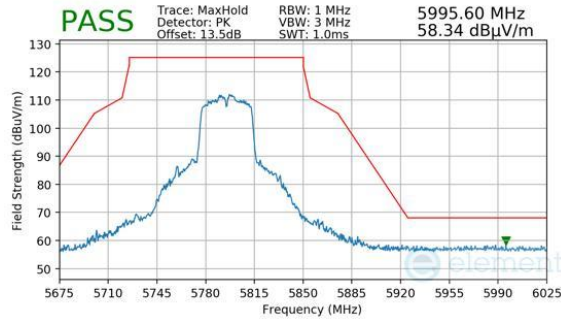


Plot 7-1868. CDD DIVERSITY DIVERSITY (PEAK, CH.151, 802.11N, MCS10)

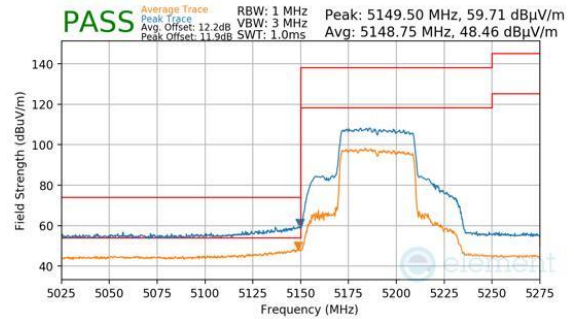


Plot 7-1871. CDD DIVERSITY DIVERSITY (PEAK, CH.159, 802.11N, MCS10)

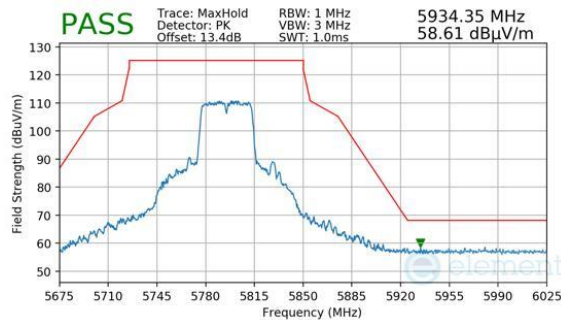
FCC ID: BCGA2837 IC: 579C-A2837		MEASUREMENT REPORT (CERTIFICATION)	Approved by: Technical Manager
Test Report S/N: 1C2311270068-22.BCG	Test Dates: 11/28/2023 - 1/15/2024	EUT Type: Tablet Device	Page 542 of 577



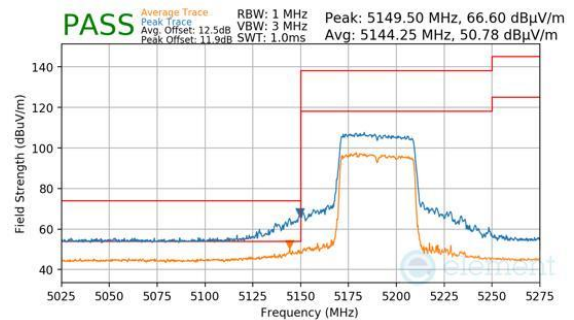
Plot 7-1872. CDD DIVERSITY DIVERSITY (PEAK, CH.159, 802.11N, MCS12)



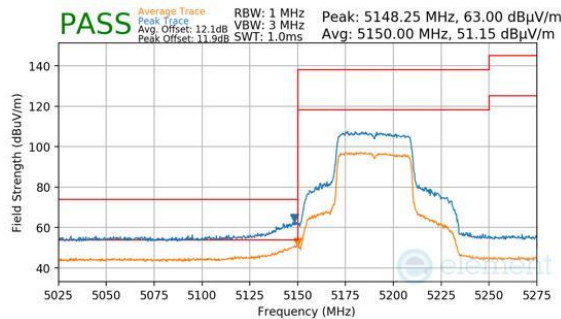
Plot 7-1875. CDD DIVERSITY DIVERSITY (PEAK & AVERAGE, CH.38, 802.11AX(SU), MCS4)



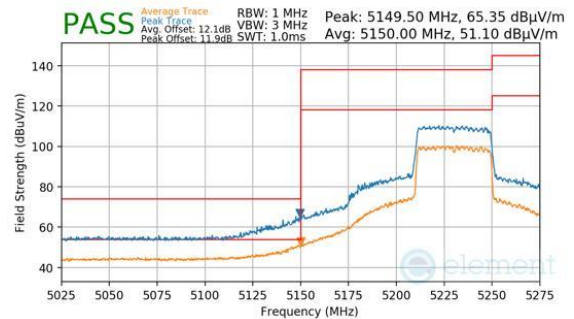
Plot 7-1873. CDD DIVERSITY DIVERSITY (PEAK, CH.159, 802.11N, MCS15)



Plot 7-1876. CDD DIVERSITY DIVERSITY (PEAK & AVERAGE, CH.38, 802.11AX(SU), MCS11)

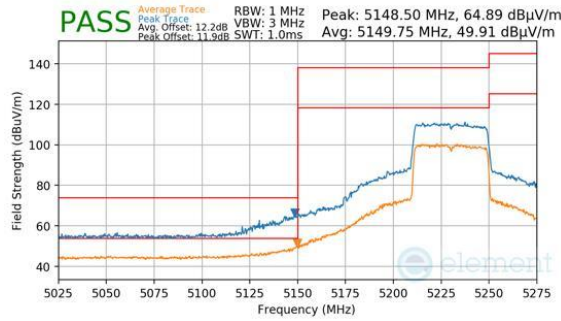


Plot 7-1874. CDD DIVERSITY DIVERSITY (PEAK & AVERAGE, CH.38, 802.11AX(SU), MCS2)

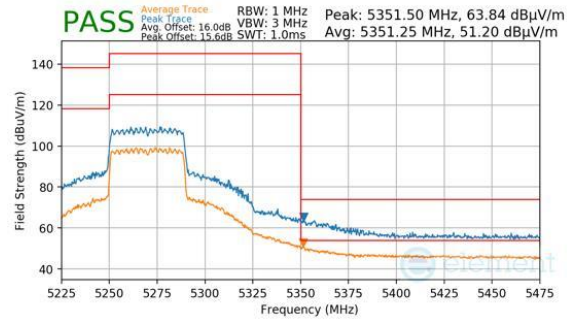


Plot 7-1877. CDD DIVERSITY DIVERSITY (PEAK & AVERAGE, CH.46, 802.11AX(SU), MCS2)

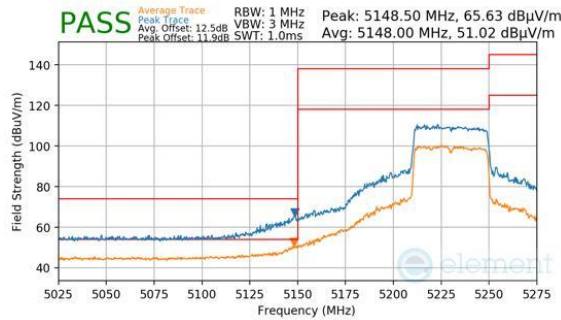
FCC ID: BCGA2837 IC: 579C-A2837		MEASUREMENT REPORT (CERTIFICATION)	Approved by: Technical Manager
Test Report S/N: 1C2311270068-22.BCG	Test Dates: 11/28/2023 - 1/15/2024	EUT Type: Tablet Device	Page 543 of 577



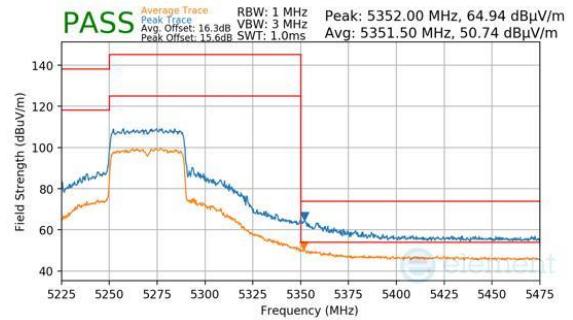
Plot 7-1878. CDD DIVERSITY DIVERSITY (PEAK & AVERAGE, CH.46, 802.11AX(SU), MCS4)



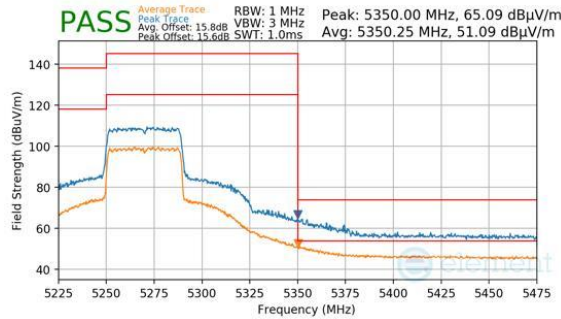
Plot 7-1881. CDD DIVERSITY DIVERSITY (PEAK & AVERAGE, CH.54, 802.11AX(SU), MCS4)



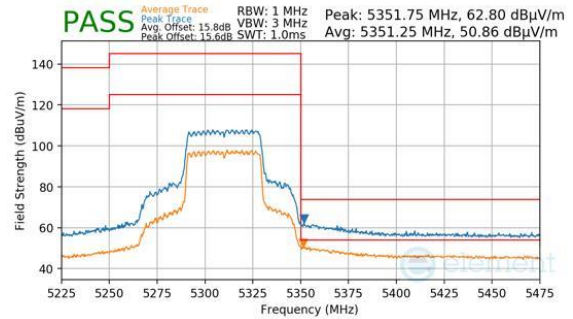
Plot 7-1879. CDD DIVERSITY DIVERSITY (PEAK & AVERAGE, CH.46, 802.11AX(SU), MCS11)



Plot 7-1882. CDD DIVERSITY DIVERSITY (PEAK & AVERAGE, CH.54, 802.11AX(SU), MCS11)

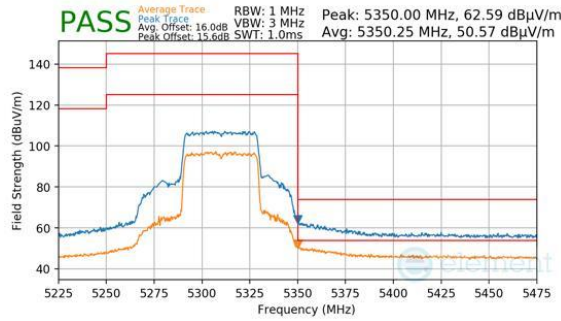


Plot 7-1880. CDD DIVERSITY DIVERSITY (PEAK & AVERAGE, CH.54, 802.11AX(SU), MCS2)

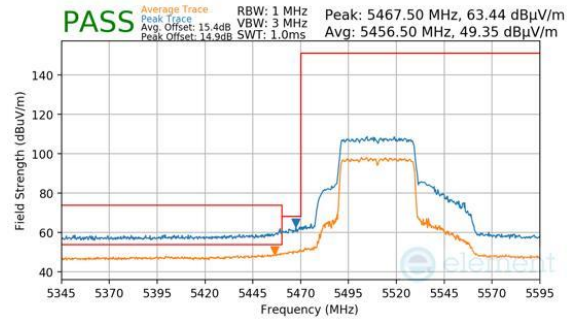


Plot 7-1883. CDD DIVERSITY DIVERSITY (PEAK & AVERAGE, CH.62, 802.11AX(SU), MCS2)

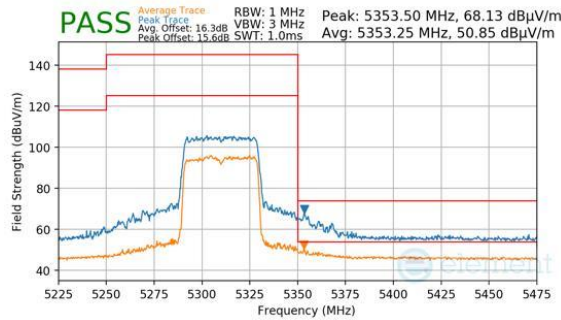
FCC ID: BCGA2837 IC: 579C-A2837		MEASUREMENT REPORT (CERTIFICATION)	Approved by: Technical Manager
Test Report S/N: 1C2311270068-22.BCG	Test Dates: 11/28/2023 - 1/15/2024	EUT Type: Tablet Device	Page 544 of 577



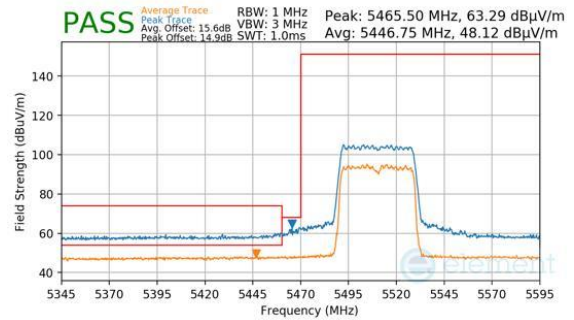
Plot 7-1884. CDD DIVERSITY DIVERSITY (PEAK & AVERAGE, CH.62, 802.11AX(SU), MCS4)



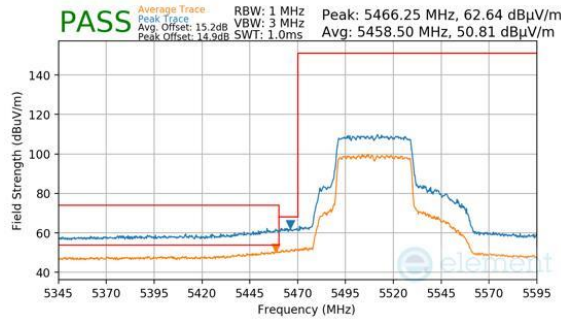
Plot 7-1887. CDD DIVERSITY DIVERSITY (PEAK & AVERAGE, CH.102, 802.11AX(SU), MCS4)



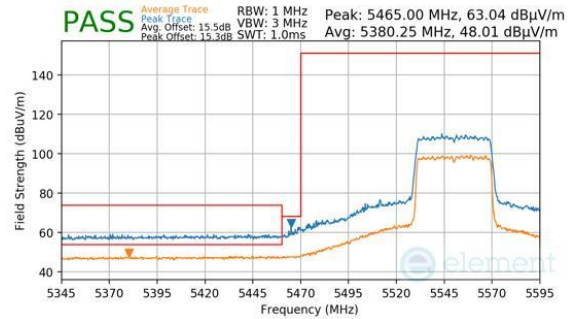
Plot 7-1885. CDD DIVERSITY DIVERSITY (PEAK & AVERAGE, CH.62, 802.11AX(SU), MCS11)



Plot 7-1888. CDD DIVERSITY DIVERSITY (PEAK & AVERAGE, CH.102, 802.11AX(SU), MCS11)

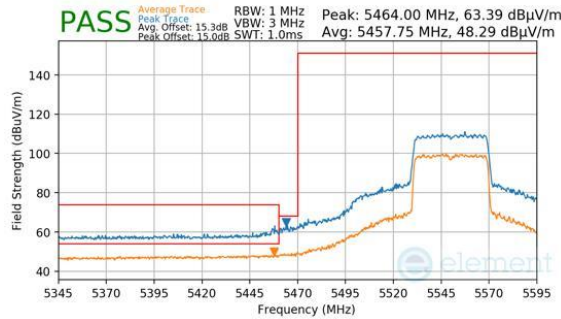


Plot 7-1886. CDD DIVERSITY DIVERSITY (PEAK & AVERAGE, CH.102, 802.11AX(SU), MCS2)

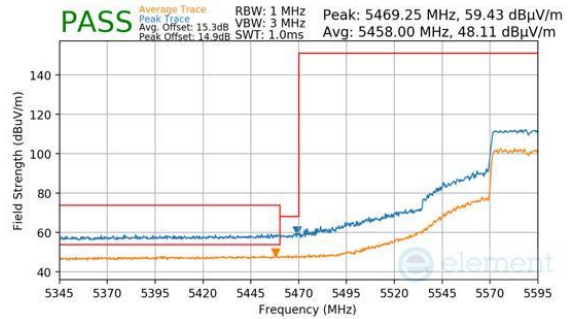


Plot 7-1889. CDD DIVERSITY DIVERSITY (PEAK & AVERAGE, CH.110, 802.11AX(SU), MCS2)

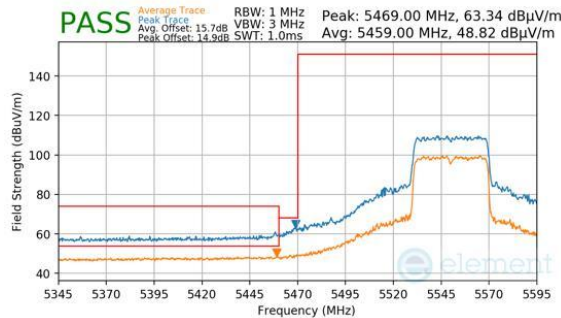
FCC ID: BCGA2837 IC: 579C-A2837		MEASUREMENT REPORT (CERTIFICATION)	Approved by: Technical Manager
Test Report S/N: 1C2311270068-22.BCG	Test Dates: 11/28/2023 - 1/15/2024	EUT Type: Tablet Device	Page 545 of 577



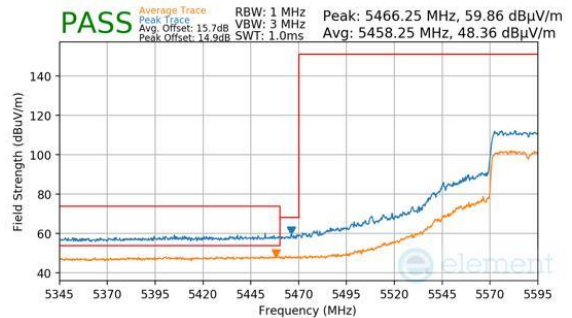
Plot 7-1890. CDD DIVERSITY DIVERSITY (PEAK & AVERAGE, CH.110, 802.11AX(SU), MCS4)



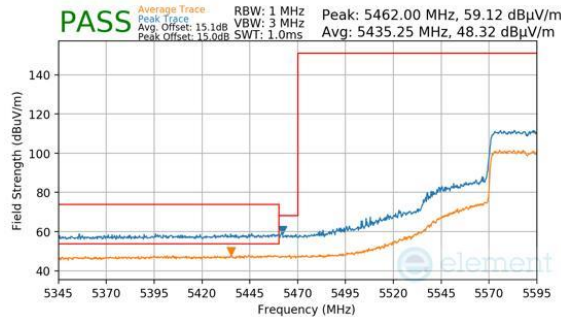
Plot 7-1893. CDD DIVERSITY DIVERSITY (PEAK & AVERAGE, CH.118, 802.11AX(SU), MCS4)



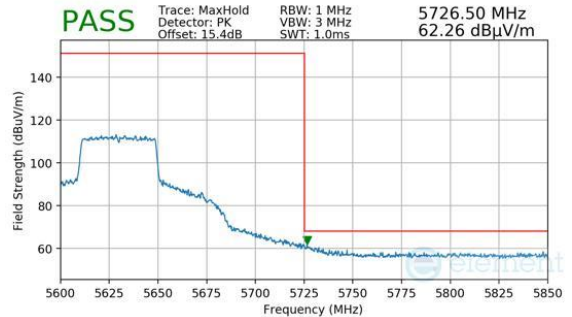
Plot 7-1891. CDD DIVERSITY DIVERSITY (PEAK & AVERAGE, CH.110, 802.11AX(SU), MCS11)



Plot 7-1894. CDD DIVERSITY DIVERSITY (PEAK & AVERAGE, CH.118, 802.11AX(SU), MCS11)

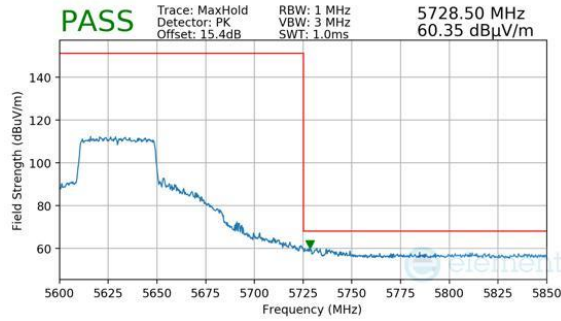


Plot 7-1892. CDD DIVERSITY DIVERSITY (PEAK & AVERAGE, CH.118, 802.11AX(SU), MCS2)

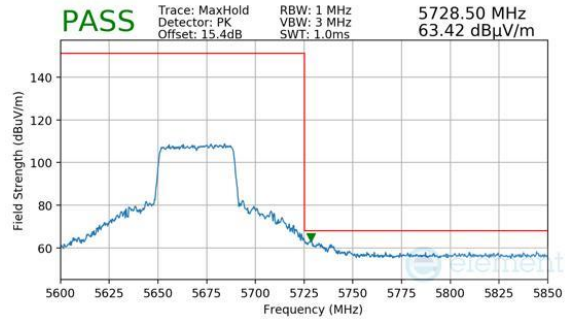


Plot 7-1895. CDD DIVERSITY DIVERSITY (PEAK, CH.126, 802.11AX(SU), MCS4)

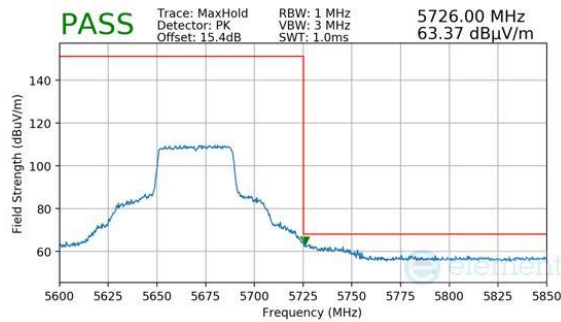
FCC ID: BCGA2837 IC: 579C-A2837		MEASUREMENT REPORT (CERTIFICATION)	Approved by: Technical Manager
Test Report S/N: 1C2311270068-22.BCG	Test Dates: 11/28/2023 - 1/15/2024	EUT Type: Tablet Device	Page 546 of 577



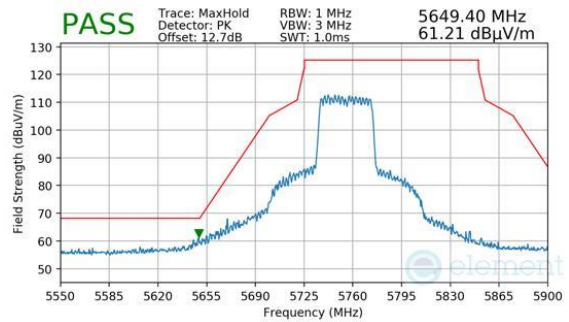
Plot 7-1896. CDD DIVERSITY DIVERSITY (PEAK, CH.126, 802.11AX(SU), MCS11)



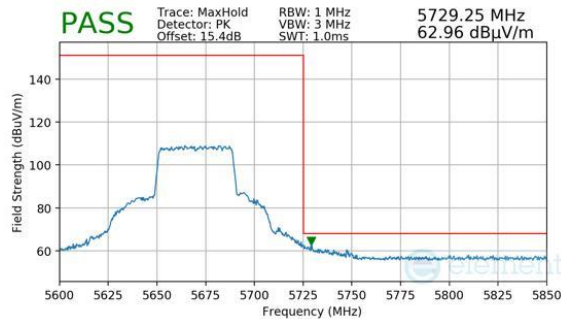
Plot 7-1899. CDD DIVERSITY DIVERSITY (PEAK, CH.134, 802.11AX(SU), MCS11)



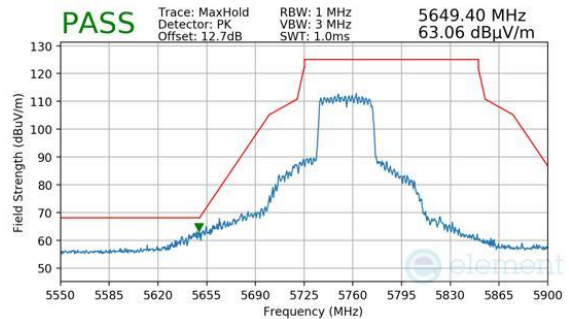
Plot 7-1897. CDD DIVERSITY DIVERSITY (PEAK, CH.134, 802.11AX(SU), MCS2)



Plot 7-1900. CDD DIVERSITY DIVERSITY (PEAK, CH.151, 802.11AX(SU), MCS2)

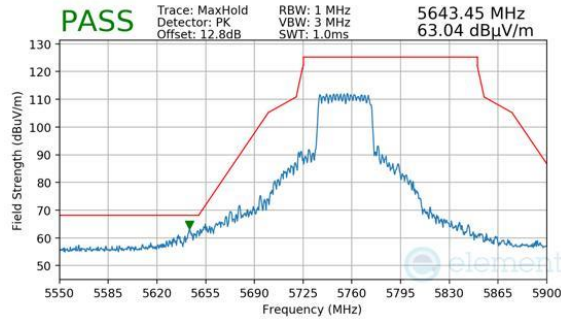


Plot 7-1898. CDD DIVERSITY DIVERSITY (PEAK, CH.134, 802.11AX(SU), MCS4)

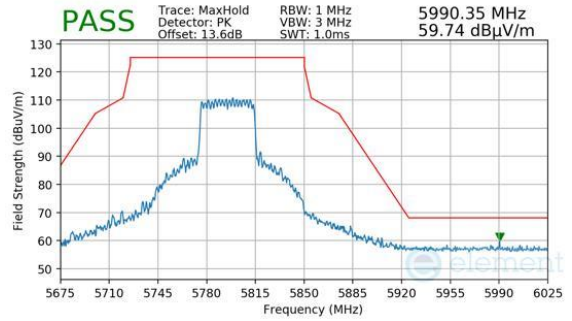


Plot 7-1901. CDD DIVERSITY DIVERSITY (PEAK, CH.151, 802.11AX(SU), MCS4)

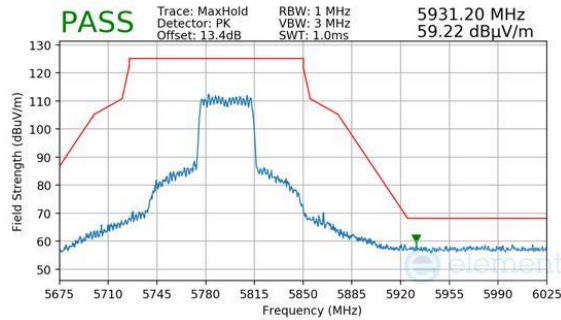
FCC ID: BCGA2837 IC: 579C-A2837		MEASUREMENT REPORT (CERTIFICATION)	Approved by: Technical Manager
Test Report S/N: 1C2311270068-22.BCG	Test Dates: 11/28/2023 - 1/15/2024	EUT Type: Tablet Device	Page 547 of 577



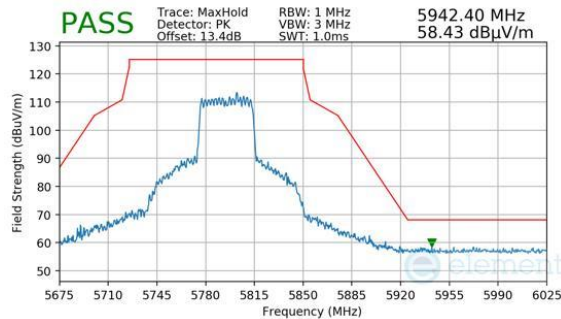
Plot 7-1902. CDD DIVERSITY DIVERSITY (PEAK, CH.151, 802.11AX(SU), MCS11)



Plot 7-1905. CDD DIVERSITY DIVERSITY (PEAK, CH.159, 802.11AX(SU), MCS11)



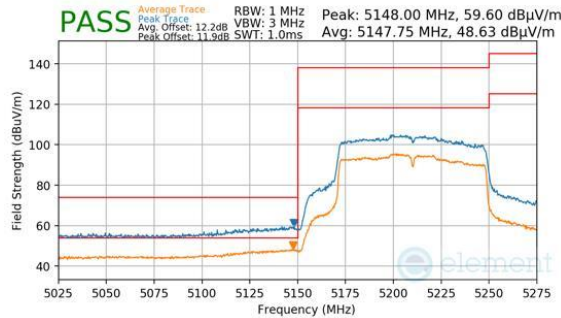
Plot 7-1903. CDD DIVERSITY DIVERSITY (PEAK, CH.159, 802.11AX(SU), MCS2)



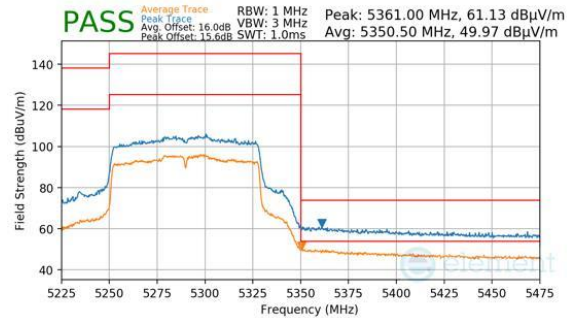
Plot 7-1904. CDD DIVERSITY DIVERSITY (PEAK, CH.159, 802.11AX(SU), MCS4)

FCC ID: BCGA2837 IC: 579C-A2837		MEASUREMENT REPORT (CERTIFICATION)		Approved by: Technical Manager
Test Report S/N: 1C2311270068-22.BCG	Test Dates: 11/28/2023 - 1/15/2024	EUT Type: Tablet Device		Page 548 of 577

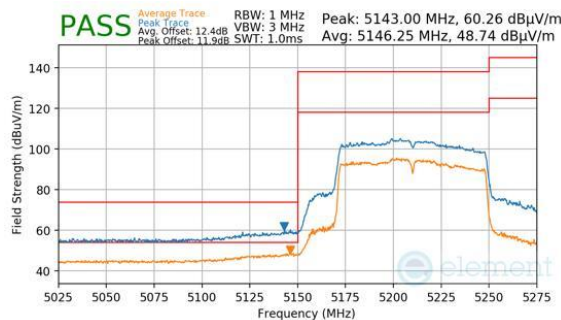
7.6.26 CDD Diversity Diversity Radiated Band Edge Measurements (80MHz BW) §15.407(b.1)(b.2) §15.205 §15.209; RSS-Gen [8.9]



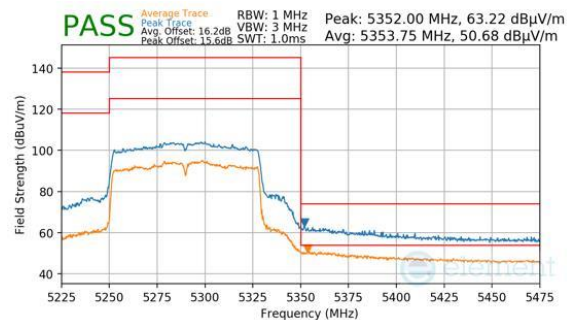
Plot 7-1906. CDD DIVERSITY DIVERSITY (PEAK & AVERAGE, CH.42, 802.11AC, MCS2)



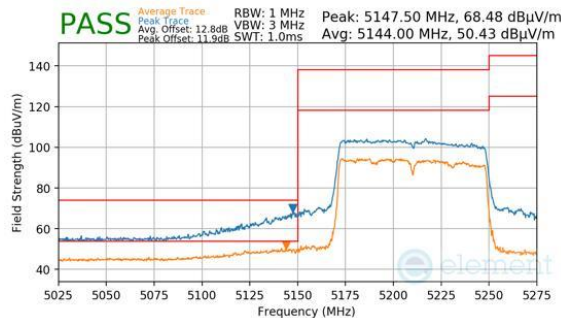
Plot 7-1909. CDD DIVERSITY DIVERSITY (PEAK & AVERAGE, CH.58, 802.11AC, MCS2)



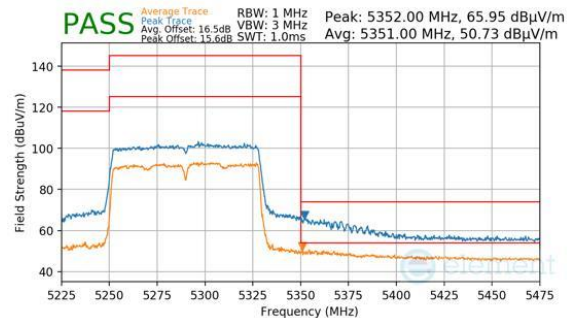
Plot 7-1907. CDD DIVERSITY DIVERSITY (PEAK & AVERAGE, CH.42, 802.11AC, MCS4)



Plot 7-1910. CDD DIVERSITY DIVERSITY (PEAK & AVERAGE, CH.58, 802.11AC, MCS4)



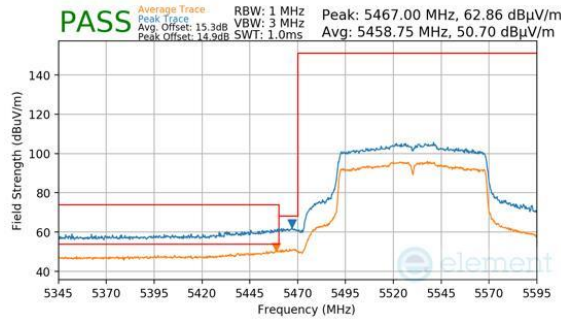
Plot 7-1908. CDD DIVERSITY DIVERSITY (PEAK & AVERAGE, CH.42, 802.11AC, MCS9)



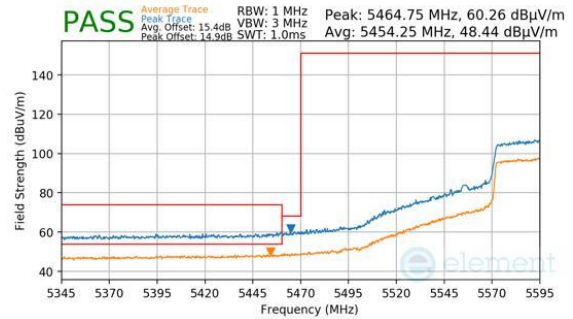
Plot 7-1911. CDD DIVERSITY DIVERSITY (PEAK & AVERAGE, CH.58, 802.11AC, MCS9)

FCC ID: BCGA2837 IC: 579C-A2837		MEASUREMENT REPORT (CERTIFICATION)	Approved by: Technical Manager
Test Report S/N: 1C2311270068-22.BCG	Test Dates: 11/28/2023 - 1/15/2024	EUT Type: Tablet Device	Page 549 of 577

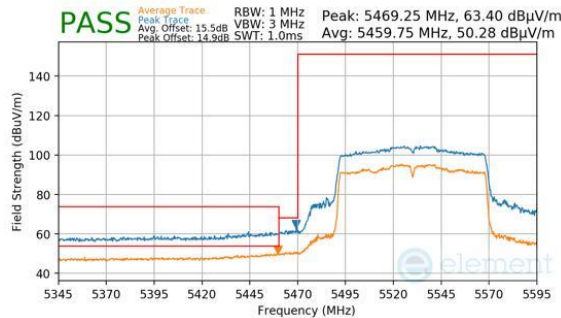
V 10.5 12/15/2021



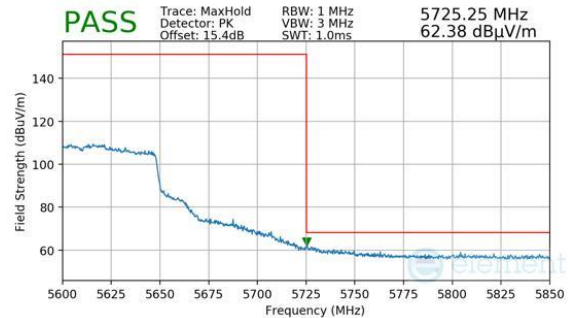
Plot 7-1912. CDD DIVERSITY DIVERSITY (PEAK & AVERAGE, CH.106, 802.11AC, MCS2)



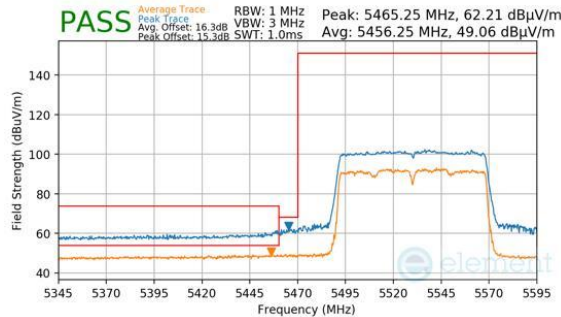
Plot 7-1915. CDD DIVERSITY DIVERSITY (PEAK & AVERAGE, CH.122, 802.11AC, MCS2)



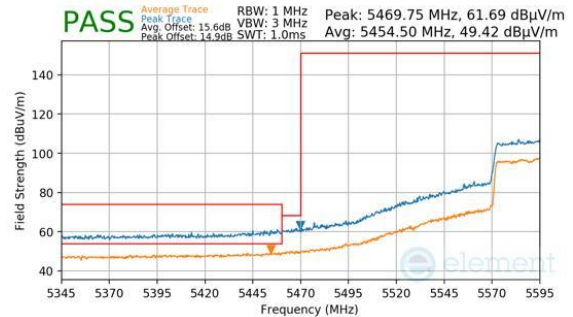
Plot 7-1913. CDD DIVERSITY DIVERSITY (PEAK & AVERAGE, CH.106, 802.11AC, MCS4)



Plot 7-1916. CDD DIVERSITY DIVERSITY (PEAK, CH.122, 802.11AC, MCS2)

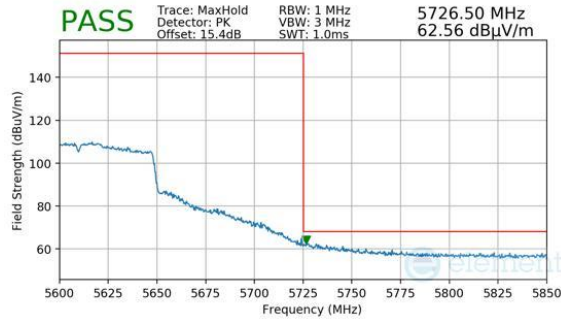


Plot 7-1914. CDD DIVERSITY DIVERSITY (PEAK & AVERAGE, CH.106, 802.11AC, MCS9)

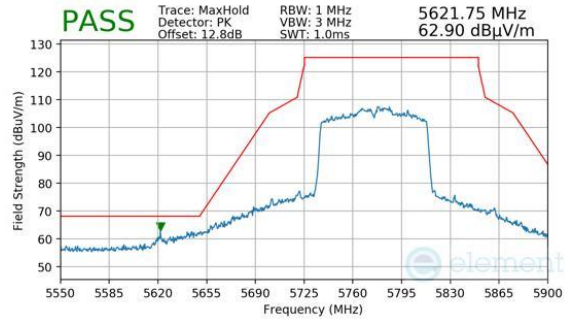


Plot 7-1917. CDD DIVERSITY DIVERSITY (PEAK & AVERAGE, CH.122, 802.11AC, MCS4)

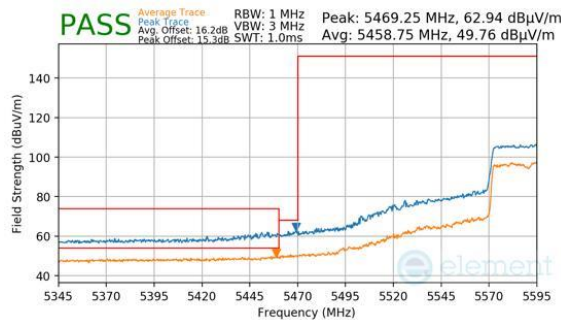
FCC ID: BCGA2837 IC: 579C-A2837		MEASUREMENT REPORT (CERTIFICATION)	Approved by: Technical Manager
Test Report S/N: 1C2311270068-22.BCG	Test Dates: 11/28/2023 - 1/15/2024	EUT Type: Tablet Device	Page 550 of 577



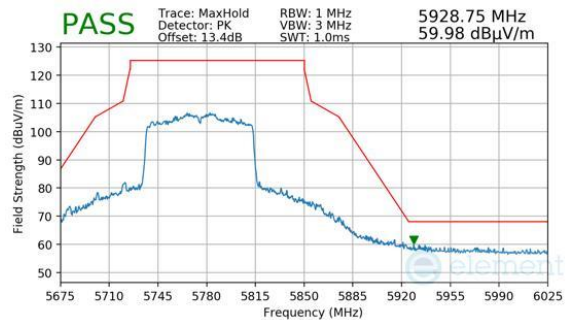
Plot 7-1918. CDD DIVERSITY DIVERSITY (PEAK, CH.122, 802.11AC, MCS4)



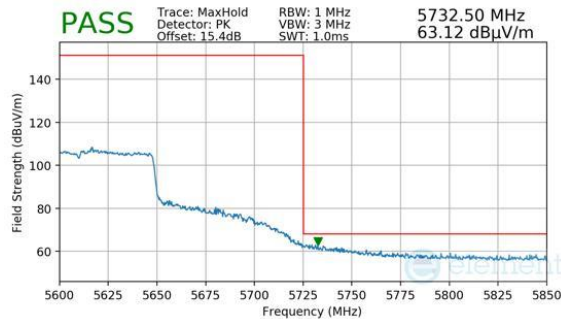
Plot 7-1921. CDD DIVERSITY DIVERSITY (PEAK, CH.155, 802.11AC, MCS2)



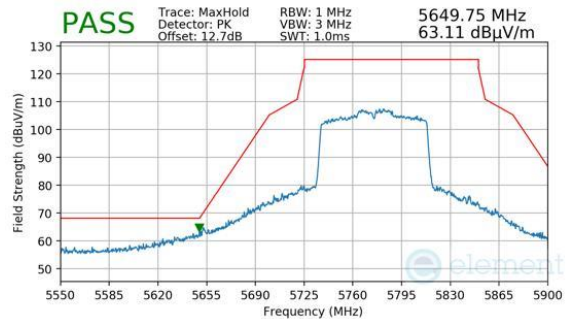
Plot 7-1919. CDD DIVERSITY DIVERSITY (PEAK & AVERAGE, CH.122, 802.11AC, MCS9)



Plot 7-1922. CDD DIVERSITY DIVERSITY (PEAK, CH.155, 802.11AC, MCS2)

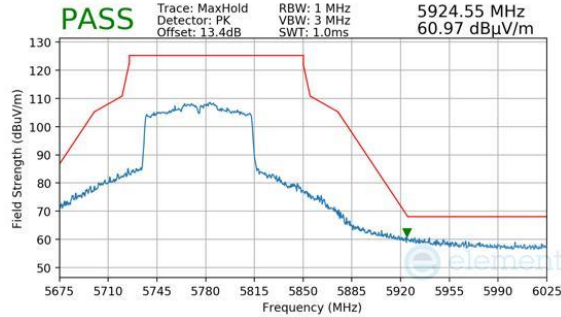


Plot 7-1920. CDD DIVERSITY DIVERSITY (PEAK, CH.122, 802.11AC, MCS9)

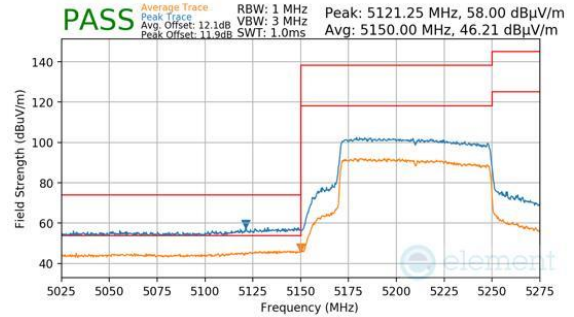


Plot 7-1923. CDD DIVERSITY DIVERSITY (PEAK, CH.155, 802.11AC, MCS4)

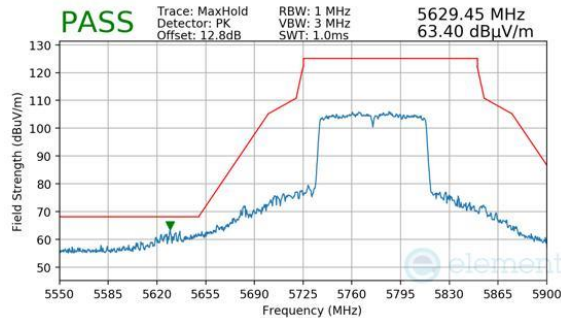
FCC ID: BCGA2837 IC: 579C-A2837		MEASUREMENT REPORT (CERTIFICATION)	Approved by: Technical Manager
Test Report S/N: 1C2311270068-22.BCG	Test Dates: 11/28/2023 - 1/15/2024	EUT Type: Tablet Device	Page 551 of 577



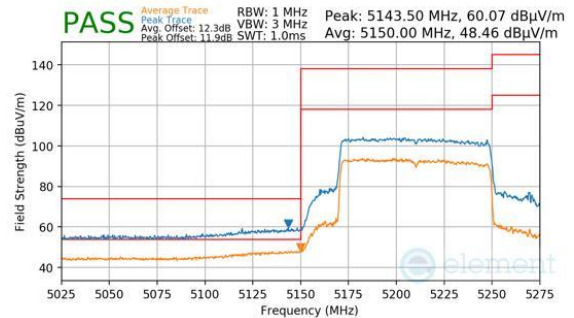
Plot 7-1924. CDD DIVERSITY DIVERSITY (PEAK, CH.155, 802.11AC, MCS4)



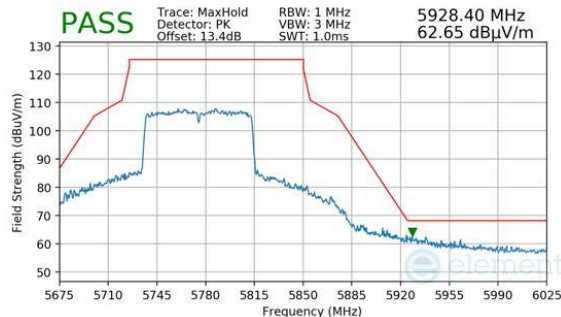
Plot 7-1927. CDD DIVERSITY DIVERSITY (PEAK & AVERAGE, CH.42, 802.11AX(SU), MCS2)



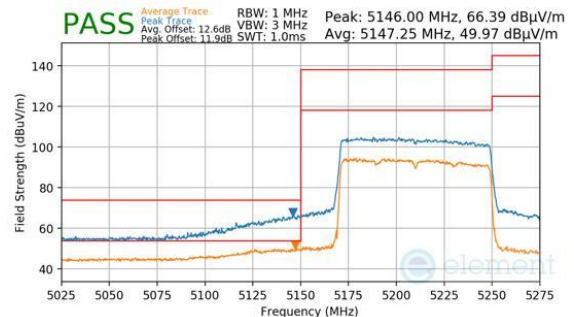
Plot 7-1925. CDD DIVERSITY DIVERSITY (PEAK, CH.155, 802.11AC, MCS9)



Plot 7-1928. CDD DIVERSITY DIVERSITY (PEAK & AVERAGE, CH.42, 802.11AX(SU), MCS4)

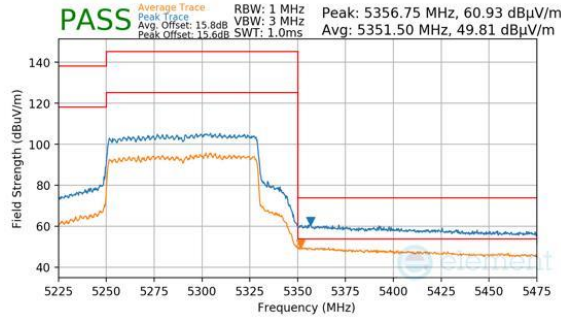


Plot 7-1926. CDD DIVERSITY DIVERSITY (PEAK, CH.155, 802.11AC, MCS9)

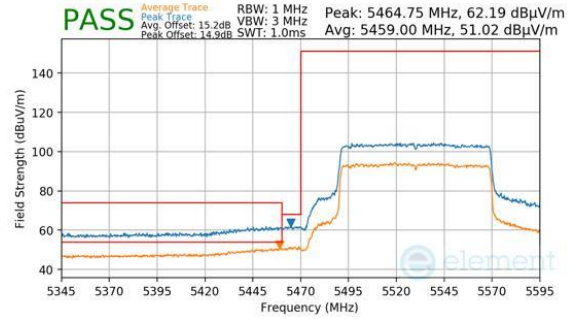


Plot 7-1929. CDD DIVERSITY DIVERSITY (PEAK & AVERAGE, CH.42, 802.11AX(SU), MCS11)

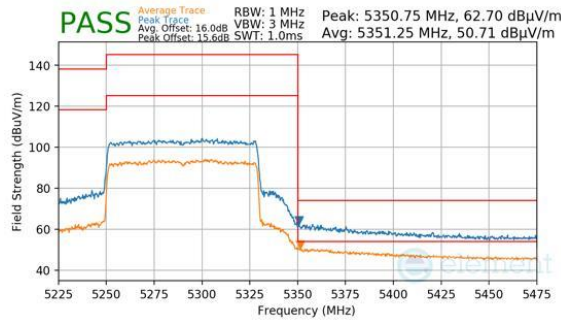
FCC ID: BCGA2837 IC: 579C-A2837		MEASUREMENT REPORT (CERTIFICATION)	Approved by: Technical Manager
Test Report S/N: 1C2311270068-22.BCG	Test Dates: 11/28/2023 - 1/15/2024	EUT Type: Tablet Device	Page 552 of 577



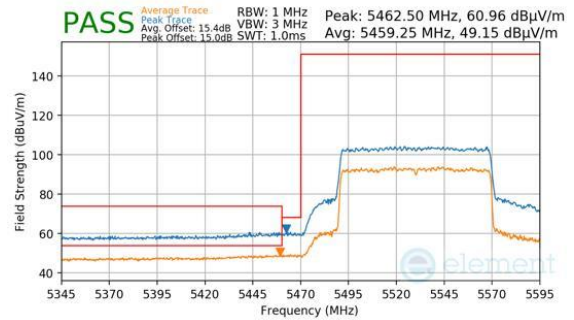
Plot 7-1930. CDD DIVERSITY DIVERSITY (PEAK & AVERAGE, CH.58, 802.11AX(SU), MCS2)



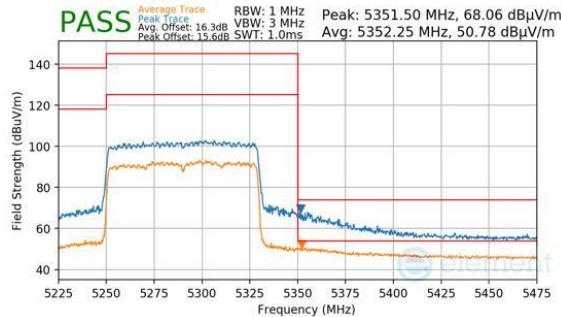
Plot 7-1933. CDD DIVERSITY DIVERSITY (PEAK & AVERAGE, CH.106, 802.11AX(SU), MCS2)



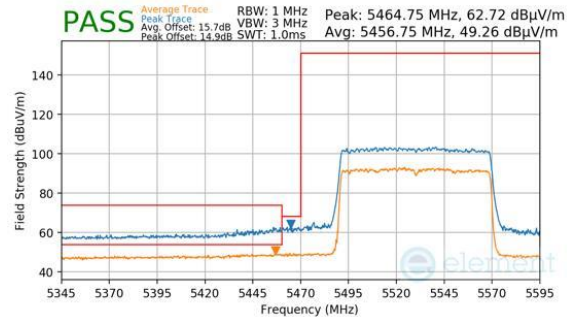
Plot 7-1931. CDD DIVERSITY DIVERSITY (PEAK & AVERAGE, CH.58, 802.11AX(SU), MCS4)



Plot 7-1934. CDD DIVERSITY DIVERSITY (PEAK & AVERAGE, CH.106, 802.11AX(SU), MCS4)

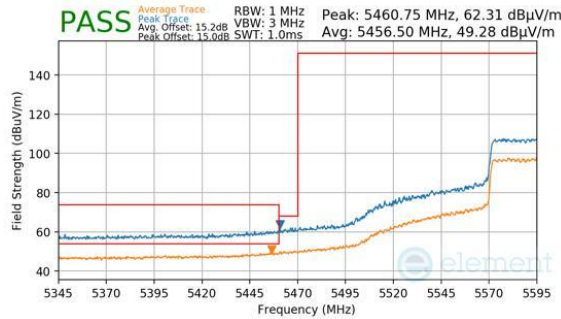


Plot 7-1932. CDD DIVERSITY DIVERSITY (PEAK & AVERAGE, CH.58, 802.11AX(SU), MCS11)

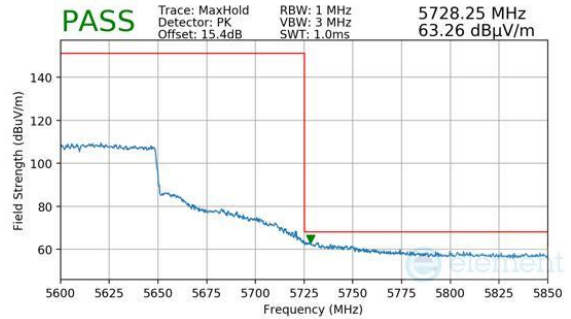


Plot 7-1935. CDD DIVERSITY DIVERSITY (PEAK & AVERAGE, CH.106, 802.11AX(SU), MCS11)

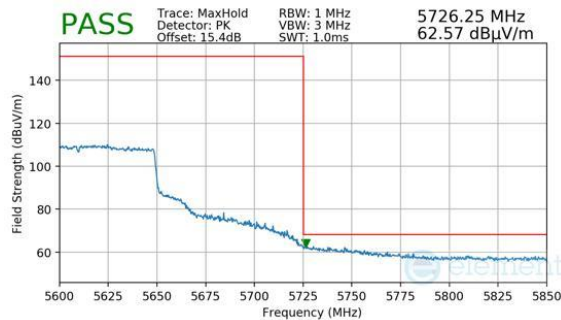
FCC ID: BCGA2837 IC: 579C-A2837		MEASUREMENT REPORT (CERTIFICATION)	Approved by: Technical Manager
Test Report S/N: 1C2311270068-22.BCG	Test Dates: 11/28/2023 - 1/15/2024	EUT Type: Tablet Device	Page 553 of 577



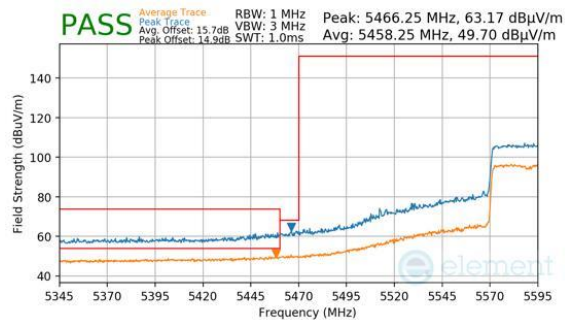
Plot 7-1936. CDD DIVERSITY DIVERSITY (PEAK & AVERAGE, CH.122, 802.11AX(SU), MCS2)



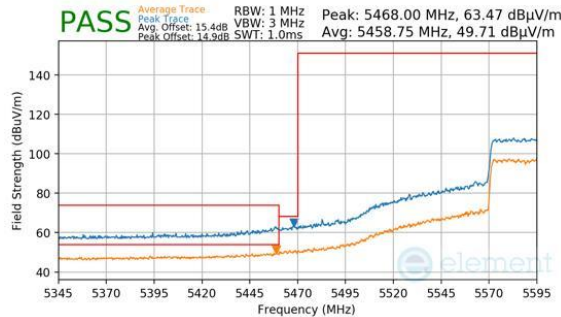
Plot 7-1939. CDD DIVERSITY DIVERSITY (PEAK, CH.122, 802.11AX(SU), MCS4)



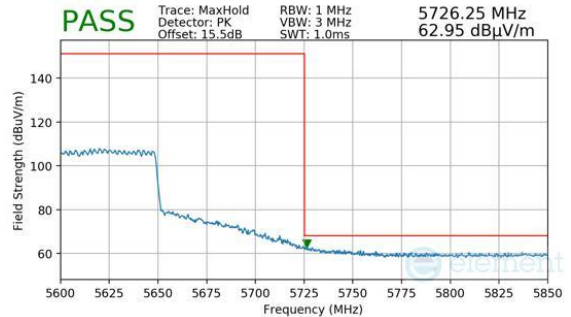
Plot 7-1937. CDD DIVERSITY DIVERSITY (PEAK, CH.122, 802.11AX(SU), MCS2)



Plot 7-1940. CDD DIVERSITY DIVERSITY (PEAK & AVERAGE, CH.122, 802.11AX(SU), MCS11)

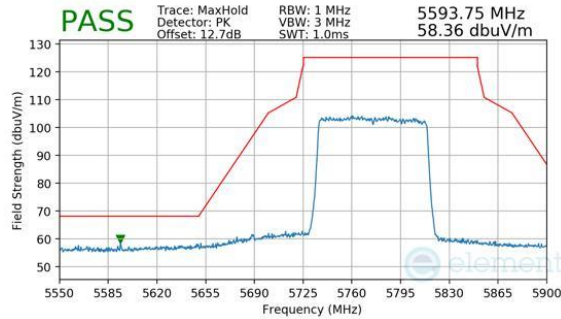


Plot 7-1938. CDD DIVERSITY DIVERSITY (PEAK & AVERAGE, CH.122, 802.11AX(SU), MCS4)

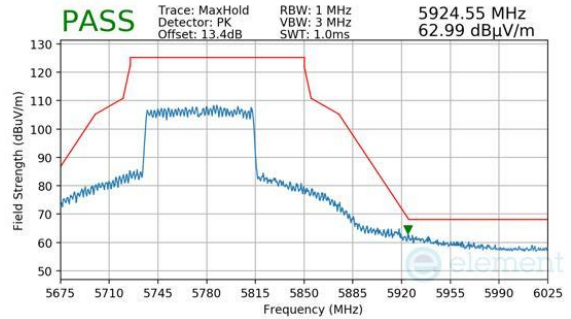


Plot 7-1941. CDD DIVERSITY DIVERSITY (PEAK, CH.122, 802.11AX(SU), MCS11)

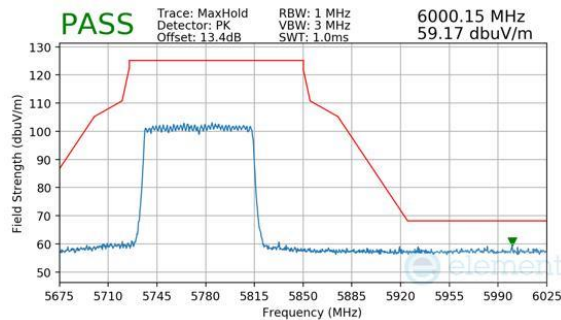
FCC ID: BCGA2837 IC: 579C-A2837		MEASUREMENT REPORT (CERTIFICATION)	Approved by: Technical Manager
Test Report S/N: 1C2311270068-22.BCG	Test Dates: 11/28/2023 - 1/15/2024	EUT Type: Tablet Device	Page 554 of 577



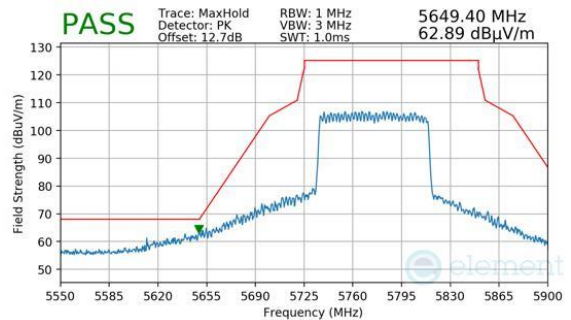
Plot 7-1942. CDD DIVERSITY DIVERSITY (PEAK, CH.155, 802.11AX(SU), MCS2)



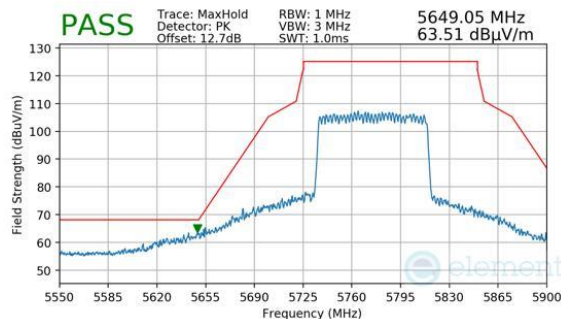
Plot 7-1945. CDD DIVERSITY DIVERSITY (PEAK, CH.155, 802.11AX(SU), MCS4)



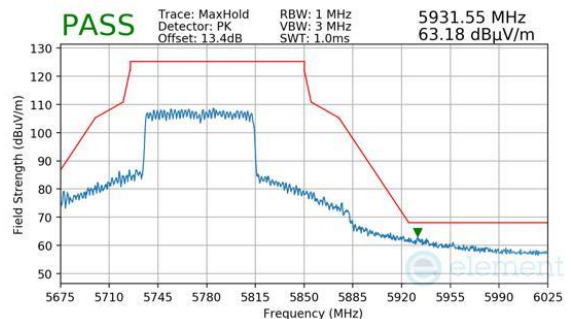
Plot 7-1943. CDD DIVERSITY DIVERSITY (PEAK, CH.155, 802.11AX(SU), MCS2)



Plot 7-1946. CDD DIVERSITY DIVERSITY (PEAK, CH.155, 802.11AX(SU), MCS11)



Plot 7-1944. CDD DIVERSITY DIVERSITY (PEAK, CH.155, 802.11AX(SU), MCS4)

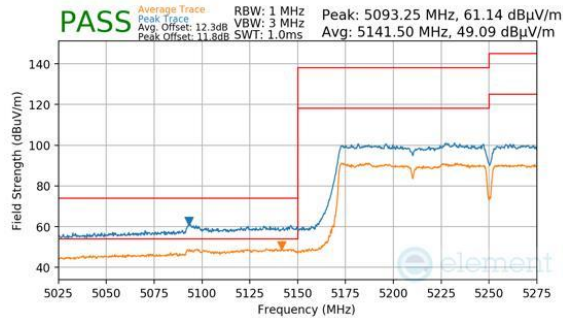


Plot 7-1947. CDD DIVERSITY DIVERSITY (PEAK, CH.155, 802.11AX(SU), MCS11)

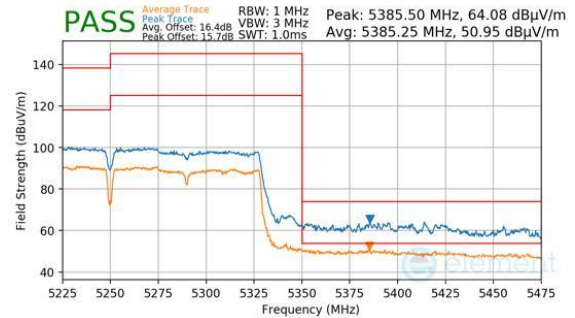
FCC ID: BCGA2837 IC: 579C-A2837		MEASUREMENT REPORT (CERTIFICATION)	Approved by: Technical Manager
Test Report S/N: 1C2311270068-22.BCG	Test Dates: 11/28/2023 - 1/15/2024	EUT Type: Tablet Device	Page 555 of 577

7.6.27 CDD Diversity Diversity Radiated Band Edge Measurements (160MHz BW)

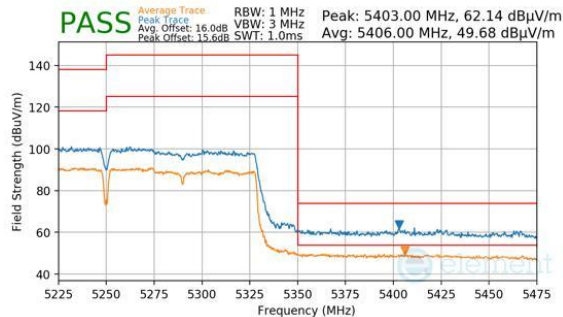
§15.407(b.1)(b.2) §15.205 §15.209; RSS-Gen [8.9]



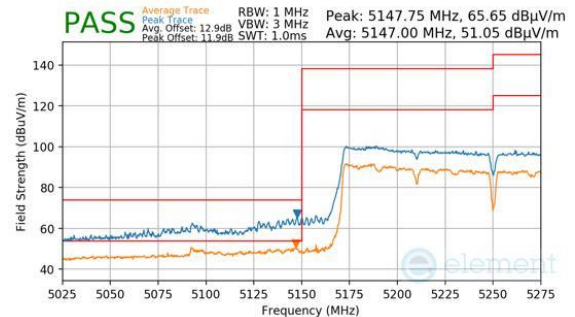
Plot 7-1948. CDD DIVERSITY DIVERSITY (PEAK & AVERAGE, CH.50, 802.11AC, MCS2)



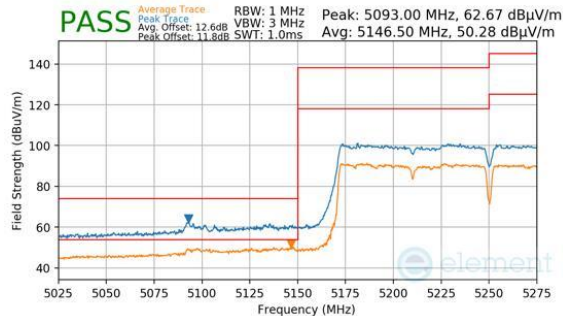
Plot 7-1951. CDD DIVERSITY DIVERSITY (PEAK & AVERAGE, CH.50, 802.11AC, MCS4)



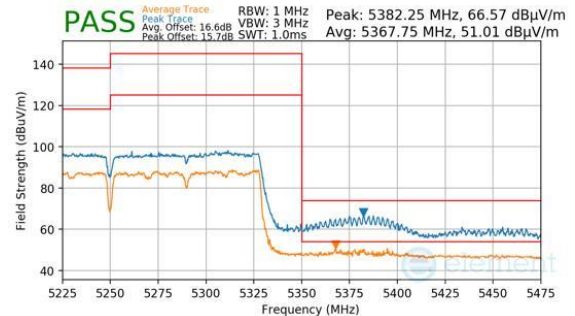
Plot 7-1949. CDD DIVERSITY DIVERSITY (PEAK & AVERAGE, CH.50, 802.11AC, MCS2)



Plot 7-1952. CDD DIVERSITY DIVERSITY (PEAK & AVERAGE, CH.50, 802.11AC, MCS9)



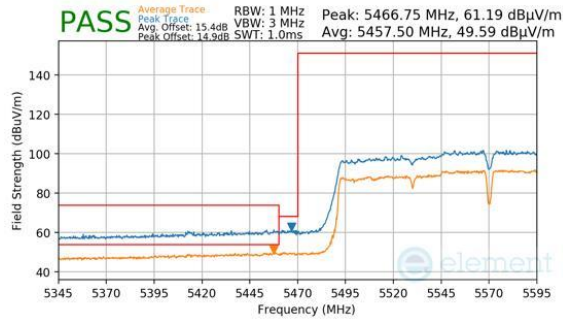
Plot 7-1950. CDD DIVERSITY DIVERSITY (PEAK & AVERAGE, CH.50, 802.11AC, MCS4)



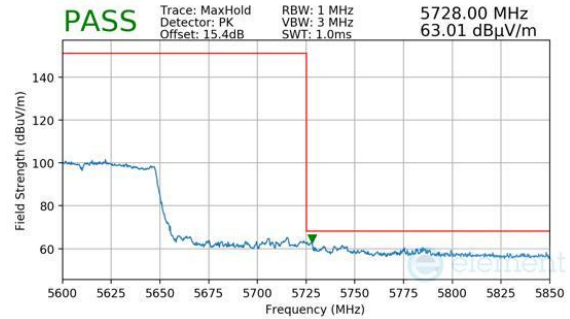
Plot 7-1953. CDD DIVERSITY DIVERSITY (PEAK & AVERAGE, CH.50, 802.11AC, MCS9)

FCC ID: BCGA2837 IC: 579C-A2837		MEASUREMENT REPORT (CERTIFICATION)	Approved by: Technical Manager
Test Report S/N: 1C2311270068-22.BCG	Test Dates: 11/28/2023 - 1/15/2024	EUT Type: Tablet Device	Page 556 of 577

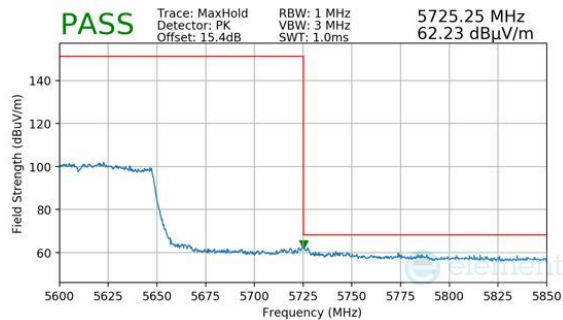
V 10.5 12/15/2021



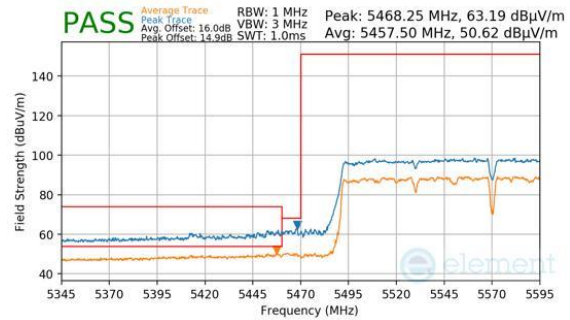
Plot 7-1954. CDD DIVERSITY DIVERSITY (PEAK & AVERAGE, CH.114, 802.11AC, MCS2)



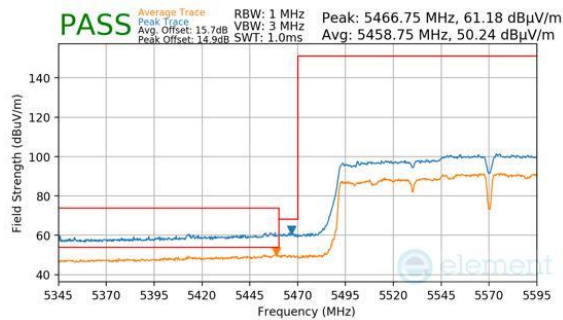
Plot 7-1957. CDD DIVERSITY DIVERSITY (PEAK, CH.114, 802.11AC, MCS4)



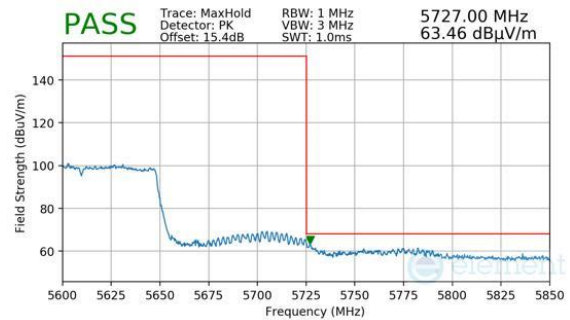
Plot 7-1955. CDD DIVERSITY DIVERSITY (PEAK, CH.114, 802.11AC, MCS2)



Plot 7-1958. CDD DIVERSITY DIVERSITY (PEAK & AVERAGE, CH.114, 802.11AC, MCS9)



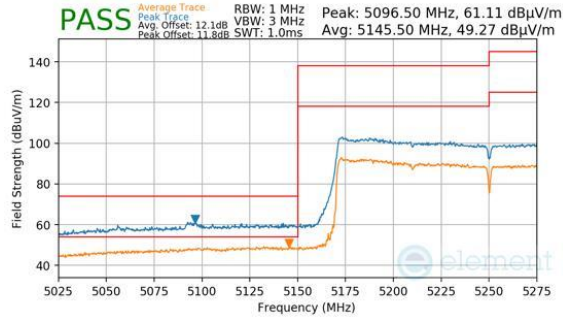
Plot 7-1956. CDD DIVERSITY DIVERSITY (PEAK & AVERAGE, CH.114, 802.11AC, MCS4)



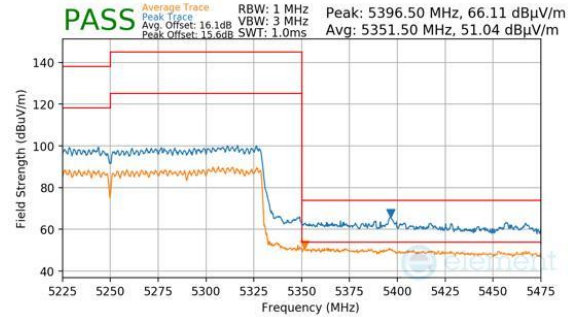
Plot 7-1959. CDD DIVERSITY DIVERSITY (PEAK, CH.114, 802.11AC, MCS9)

FCC ID: BCGA2837 IC: 579C-A2837		MEASUREMENT REPORT (CERTIFICATION)	Approved by: Technical Manager
Test Report S/N: 1C2311270068-22.BCG	Test Dates: 11/28/2023 - 1/15/2024	EUT Type: Tablet Device	Page 557 of 577

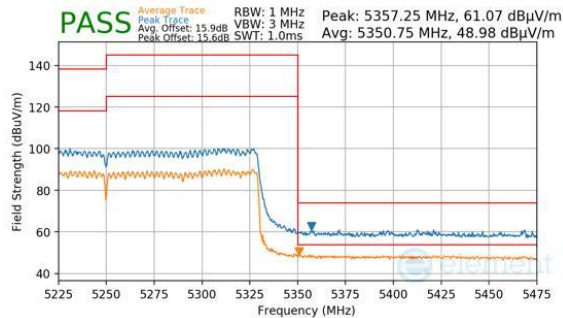
V 10.5 12/15/2021



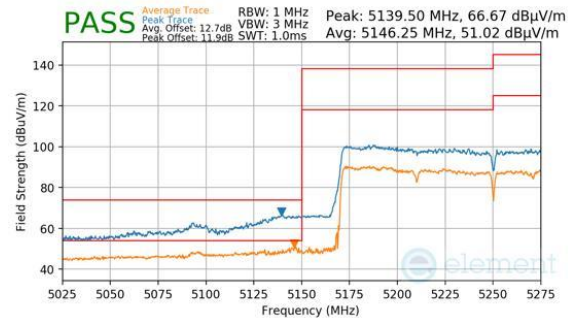
Plot 7-1960. CDD DIVERSITY DIVERSITY (PEAK & AVERAGE, CH.50, 802.11AX(SU), MCS2)



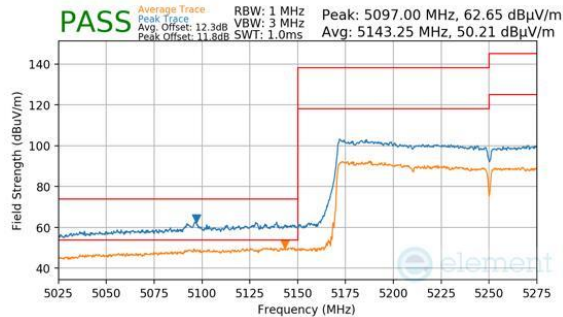
Plot 7-1963. CDD DIVERSITY DIVERSITY (PEAK & AVERAGE, CH.50, 802.11AX(SU), MCS4)



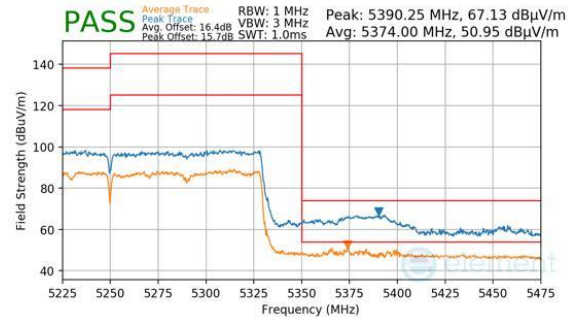
Plot 7-1961. CDD DIVERSITY DIVERSITY (PEAK & AVERAGE, CH.50, 802.11AX(SU), MCS2)



Plot 7-1964. CDD DIVERSITY DIVERSITY (PEAK & AVERAGE, CH.50, 802.11AX(SU), MCS11)

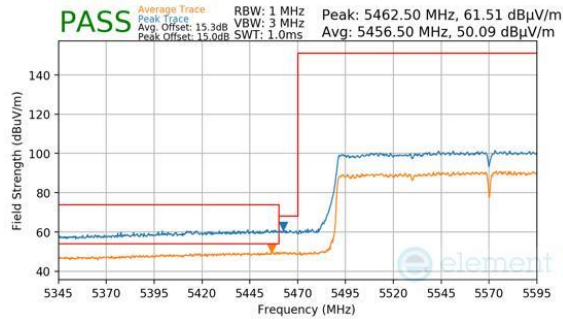


Plot 7-1962. CDD DIVERSITY DIVERSITY (PEAK & AVERAGE, CH.50, 802.11AX(SU), MCS4)

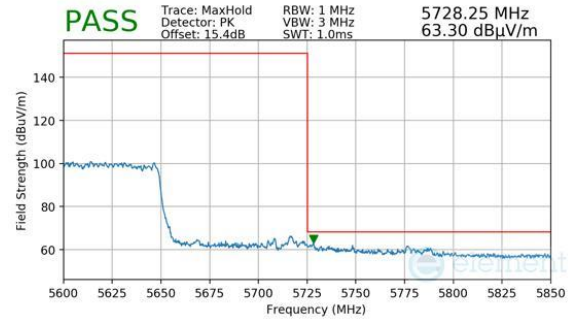


Plot 7-1965. CDD DIVERSITY DIVERSITY (PEAK & AVERAGE, CH.50, 802.11AX(SU), MCS11)

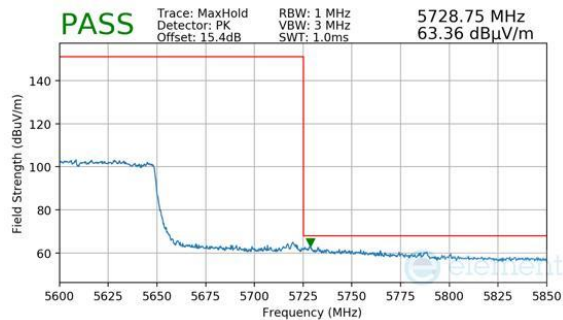
FCC ID: BCGA2837 IC: 579C-A2837		MEASUREMENT REPORT (CERTIFICATION)	Approved by: Technical Manager
Test Report S/N: 1C2311270068-22.BCG	Test Dates: 11/28/2023 - 1/15/2024	EUT Type: Tablet Device	Page 558 of 577



Plot 7-1966. CDD DIVERSITY DIVERSITY (PEAK & AVERAGE, CH.114, 802.11AX(SU), MCS2)



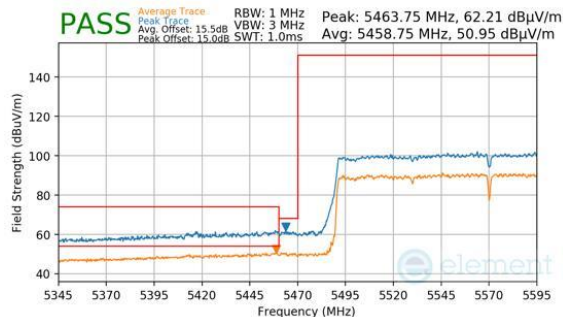
Plot 7-1969. CDD DIVERSITY DIVERSITY (PEAK, CH.114, 802.11AX(SU), MCS4)



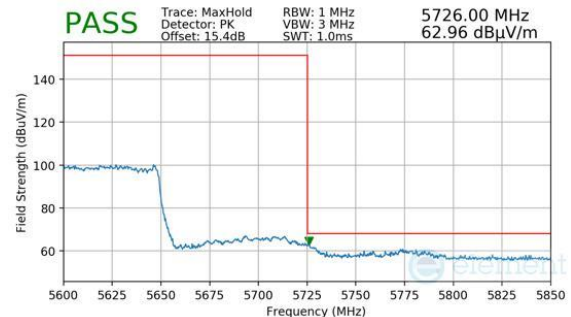
Plot 7-1967. CDD DIVERSITY DIVERSITY (PEAK, CH.114, 802.11AX(SU), MCS2)



Plot 7-1970. CDD DIVERSITY DIVERSITY (PEAK & AVERAGE, CH.114, 802.11AX(SU), MCS11)



Plot 7-1968. CDD DIVERSITY DIVERSITY (PEAK & AVERAGE, CH.114, 802.11AX(SU), MCS4)



Plot 7-1971. CDD DIVERSITY DIVERSITY (PEAK, CH.114, 802.11AX(SU), MCS11)

FCC ID: BCGA2837 IC: 579C-A2837		MEASUREMENT REPORT (CERTIFICATION)	Approved by: Technical Manager
Test Report S/N: 1C2311270068-22.BCG	Test Dates: 11/28/2023 - 1/15/2024	EUT Type: Tablet Device	Page 559 of 577

7.7 Radiated Spurious Emissions – Below 1GHz

§15.209; RSS-Gen [8.9]

Test Overview and Limit

All out of band radiated spurious emissions are measured with a spectrum analyzer connected to a receive antenna while the EUT is operating at its maximum duty cycle, at maximum power, and at the appropriate frequencies. All data rates and modes were investigated for radiated spurious emissions. Only the radiated emissions of the configuration that produced the worst case emissions are reported in this section.

All out of band emissions appearing in a restricted band as specified in Section 15.205 of the Title 47 CFR and Table 7 of RSS-Gen (8.10) must not exceed the limits shown in Table 7-369 per Section 15.209 and RSS-Gen (8.9).

Frequency	Field Strength [μV/m]	Measured Distance [Meters]
0.009 – 0.490 MHz	2400/F (kHz)	300
0.490 – 1.705 MHz	24000/F (kHz)	30
1.705 – 30.00 MHz	30	30
30.00 – 88.00 MHz	100	3
88.00 – 216.0 MHz	150	3
216.0 – 960.0 MHz	200	3
Above 960.0 MHz	500	3

Table 7-369. Radiated Limits

Test Procedures Used

ANSI C63.10-2013

Test Settings

Quasi-Peak Field Strength Measurements

1. Analyzer center frequency was set to the frequency of the radiated spurious emission of interest
2. RBW = 120kHz (for emissions from 30MHz – 1GHz)
3. Detector = quasi-peak
4. Sweep time = auto couple
5. Trace mode = max hold
6. Trace was allowed to stabilize

Peak Field Strength Measurements

1. Analyzer center frequency was set to the frequency of the radiated spurious emission of interest
2. RBW = 120kHz (for emissions from 30MHz – 1GHz)
3. VBW = 300kHz
4. Detector = quasi-peak
5. Sweep time = auto couple
6. Trace mode = max hold
7. Trace was allowed to stabilize

FCC ID: BCGA2837 IC: 579C-A2837		MEASUREMENT REPORT (CERTIFICATION)	Approved by: Technical Manager
Test Report S/N: 1C2311270068-22.BCG	Test Dates: 11/28/2023 - 1/15/2024	EUT Type: Tablet Device	Page 560 of 577

V 10.5 12/15/2021

Test Setup

The EUT and measurement equipment were set up as shown in the diagrams below.

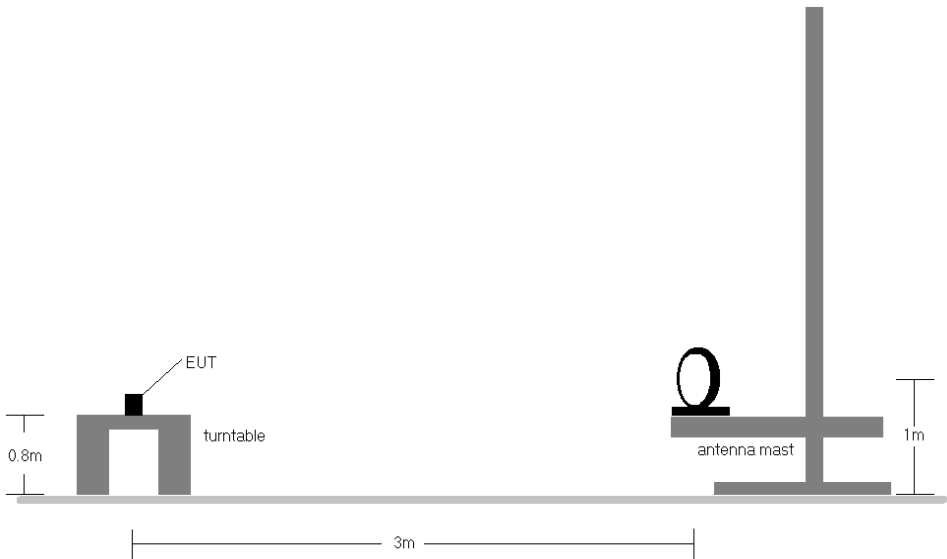


Figure 7-6. Radiated Test Setup < 30MHz

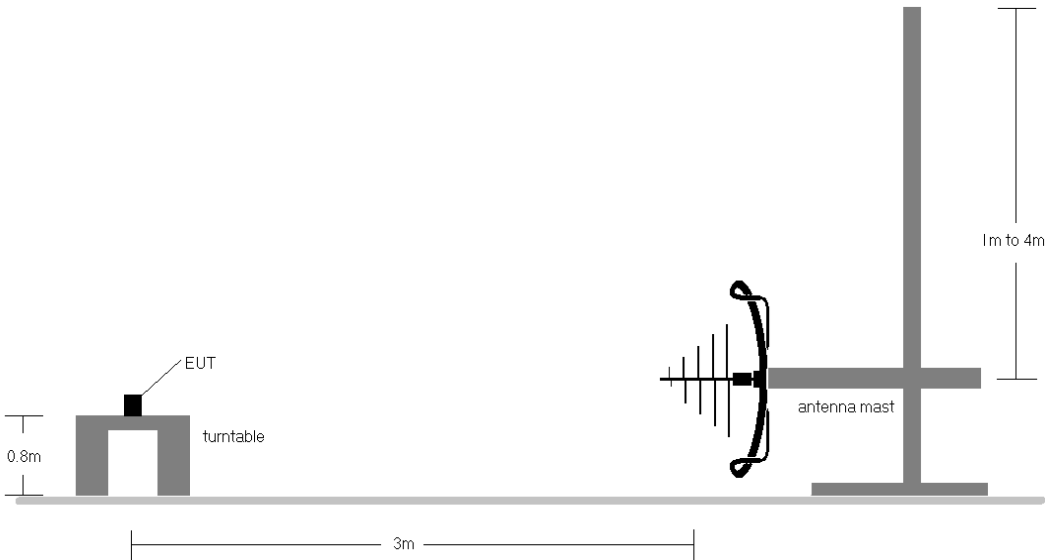



Figure 7-7. Radiated Test Setup < 1GHz

FCC ID: BCGA2837 IC: 579C-A2837	 MEASUREMENT REPORT (CERTIFICATION)		Approved by: Technical Manager
Test Report S/N: 1C2311270068-22.BCG	Test Dates: 11/28/2023 - 1/15/2024	EUT Type: Tablet Device	Page 561 of 577

V 10.5 12/15/2021

Test Notes

1. All emissions lying in restricted bands specified in §15.205 and RSS-Gen (8.10) are below the limit shown in Table 7-369.
2. The broadband receive antenna is manipulated through vertical and horizontal polarizations during the tests. The EUT is manipulated through three orthogonal planes. For below 30MHz the loop antenna was positioned in 3 orthogonal planes (X front, Y side, Z top) to determine the orientation resulting in the worst case emissions.
3. This unit was tested with its standard battery.
4. The spectrum is investigated using a peak detector and final measurements are recorded using CISPR quasi peak detector on emissions that were within 6dB of the limit.
5. Emissions were measured at a 3 meter test distance.
6. Emissions are investigated while operating on the center channel of the mode, band, and modulation that produced the worst case results during the transmitter spurious emissions testing.
7. No spurious emissions were detected within 20dB of the limit below 30MHz.
8. The results recorded using the broadband antenna is known to correlate with the results obtained by using a tuned dipole with an acceptable degree of accuracy. The VSWR for the measurement antenna was found to be less than 2:1.
9. Both configurations below were investigated, and the worst case has been reported.
 - a. EUT powered by AC/DC adaptor via USB-C cable with wire charger
 - b. EUT powered by host PC via USB-C cable with wire charger
10. All antenna configurations were investigated and only the worst case is reported.
11. The unit was tested with all possible modes and only the highest emission is reported.

Sample Calculations

Determining Spurious Emissions Levels

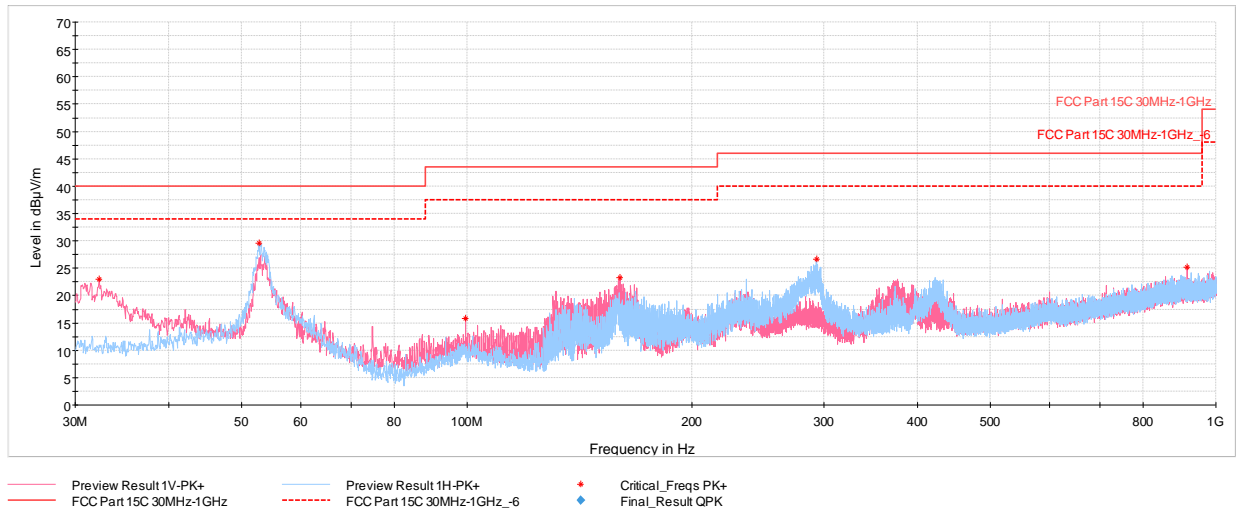
- Field Strength Level $_{[dB\mu V/m]} = \text{Analyzer Level}_{[dBm]} + 107 + AFCL_{[dB/m]}$
- $AFCL_{[dB/m]} = \text{Antenna Factor}_{[dB/m]} + \text{Cable Loss}_{[dB]} - \text{Preamp Gain}_{[dB]}$
- $\text{Margin}_{[dB]} = \text{Field Strength Level}_{[dB\mu V/m]} - \text{Limit}_{[dB\mu V/m]}$

FCC ID: BCGA2837 IC: 579C-A2837	 MEASUREMENT REPORT (CERTIFICATION)		Approved by: Technical Manager
Test Report S/N: 1C2311270068-22.BCG	Test Dates: 11/28/2023 - 1/15/2024	EUT Type: Tablet Device	Page 562 of 577

V 10.5 12/15/2021

CDD Diversity Primary/Diversity Radiated Spurious Emissions Measurements (Below 1GHz)

§15.209; RSS-Gen [8.9]



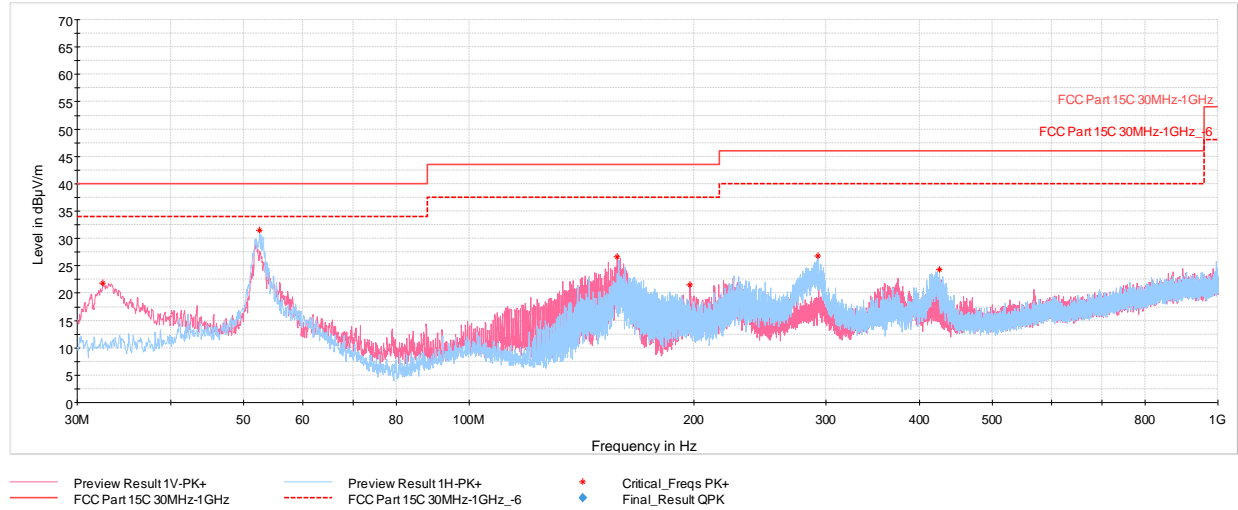
Plot 7-1972. Radiated Spurious Emissions below 1GHz, CDD Diversity Primary 802.11n, Ch.36 with AC/DC Adapter

Frequency [MHz]	Detector	Ant. Pol. [H/V]	Antenna Height [cm]	Turntable Azimuth [degree]	Analyzer Level [dBm]	AFCL [dB/m]	Field Strength [dBµV/m]	Limit [dBµV/m]	Margin [dB]
32.33	Maxx-Peak	V	100	55	-67.91	-16.06	23.03	40.00	-16.97
52.80	Maxx-Peak	H	300	221	-64.09	-13.35	29.56	40.00	-10.44
99.60	Maxx-Peak	V	100	122	-74.76	-16.47	15.77	43.52	-27.75
160.22	Maxx-Peak	V	100	99	-64.27	-19.52	23.21	43.52	-20.31
292.82	Maxx-Peak	H	100	275	-65.57	-14.75	26.68	46.02	-19.34
916.00	Maxx-Peak	V	200	182	-79.28	-2.53	25.19	46.02	-20.83

Table 7-370. Radiated Spurious Emissions below 1GHz, CDD Diversity Primary 802.11n, Ch.36 with AC/DC Adapter

FCC ID: BCGA2837 IC: 579C-A2837		MEASUREMENT REPORT (CERTIFICATION)	Approved by: Technical Manager
Test Report S/N: 1C2311270068-22.BCG	Test Dates: 11/28/2023 - 1/15/2024	EUT Type: Tablet Device	Page 563 of 577

V 10.5 12/15/2021



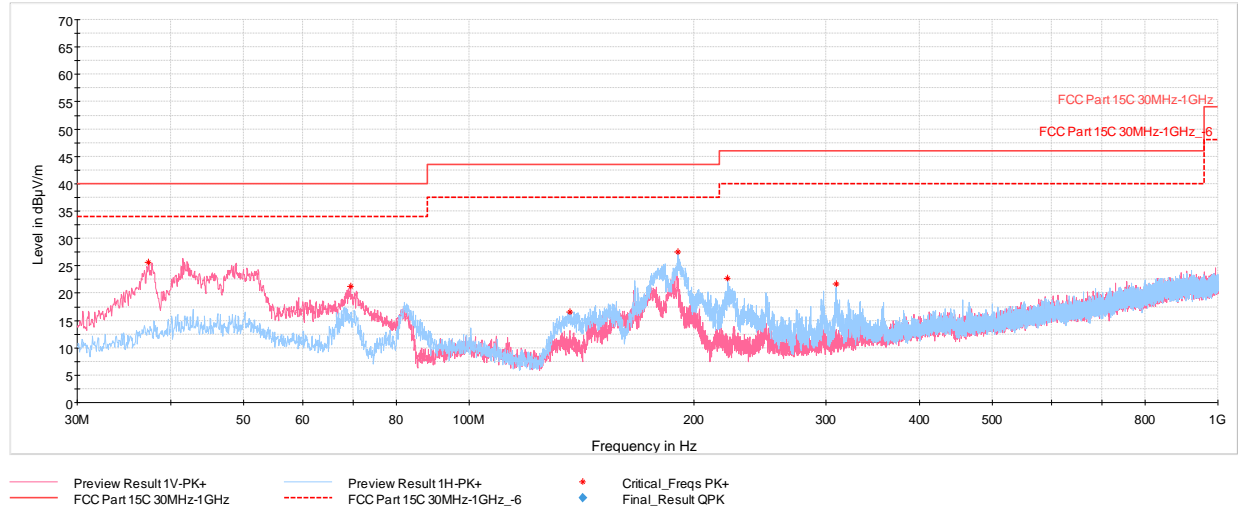
Plot 7-1973. Radiated Spurious Emissions below 1GHz CDD Diversity Primary Ch.36 802.11ax (SU), with AC/DC Adapter

Frequency [MHz]	Detector	Ant. Pol. [H/V]	Antenna Height [cm]	Turntable Azimuth [degree]	Analyzer Level [dBm]	AFCL [dB/m]	Field Strength [dBμV/m]	Limit [dBμV/m]	Margin [dB]
32.47	Maxx-Peak	V	100	145	-69.15	-16.03	21.82	40.00	-18.18
52.55	Maxx-Peak	H	300	30	-62.24	-13.28	31.48	40.00	-8.52
157.85	Maxx-Peak	V	100	179	-60.71	-19.63	26.66	43.52	-16.86
197.37	Maxx-Peak	V	100	47	-68.99	-16.54	21.47	43.52	-22.05
292.29	Maxx-Peak	H	100	72	-65.50	-14.77	26.73	46.02	-19.29
425.18	Maxx-Peak	H	100	26	-71.80	-10.96	24.24	46.02	-21.78

Table 7-371. Radiated Spurious Emissions below 1GHz, CDD Diversity Primary Ch.36 802.11ax (SU), with AC/DC Adapter

FCC ID: BCGA2837 IC: 579C-A2837		MEASUREMENT REPORT (CERTIFICATION)	Approved by: Technical Manager
Test Report S/N: 1C2311270068-22.BCG	Test Dates: 11/28/2023 - 1/15/2024	EUT Type: Tablet Device	Page 564 of 577

V 10.5 12/15/2021



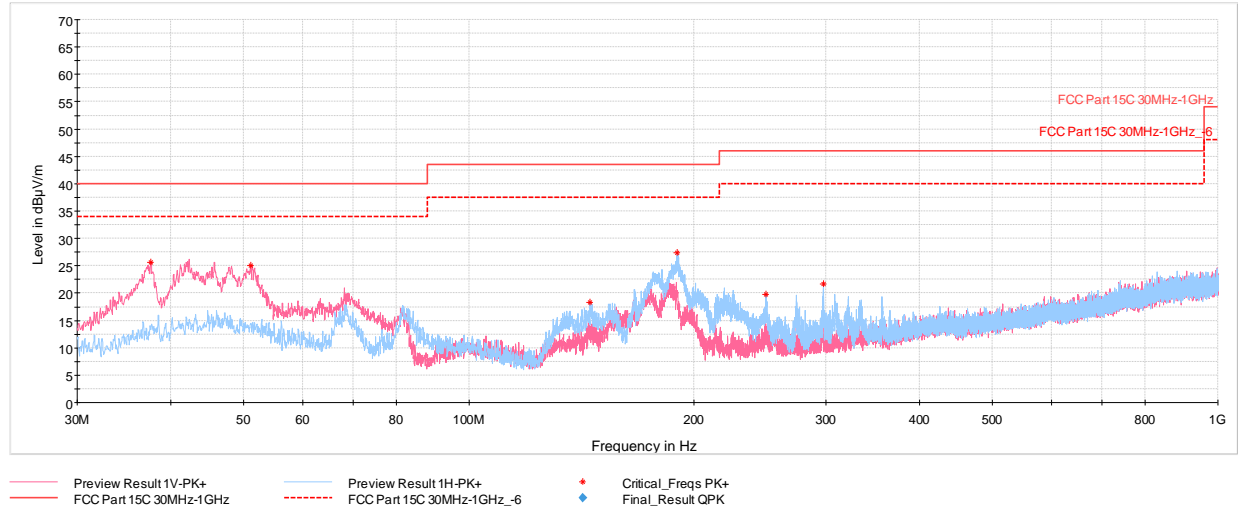
Plot 7-1974. Radiated Spurious Emissions below 1GHz, CDD Diversity Diversity 802.11n, Ch.36 with AC/DC Adapter

Frequency [MHz]	Detector	Ant. Pol. [H/V]	Antenna Height [cm]	Turntable Azimuth [degree]	Analyzer Level [dBm]	AFCL [dB/m]	Field Strength [dBμV/m]	Limit [dBμV/m]	Margin [dB]
37.37	Maxx-Peak	V	100	0	-66.24	-15.14	25.62	40.00	-14.38
69.48	Maxx-Peak	V	200	0	-67.26	-18.54	21.20	40.00	-18.80
136.55	Maxx-Peak	H	200	200	-70.17	-20.28	16.55	43.52	-26.97
190.29	Maxx-Peak	H	200	217	-62.05	-17.44	27.51	43.52	-16.01
221.67	Maxx-Peak	H	100	27	-67.69	-16.68	22.63	46.02	-23.39
309.70	Maxx-Peak	H	100	27	-71.07	-14.29	21.64	46.02	-24.38

Table 7-372. Radiated Spurious Emissions below 1GHz, CDD Diversity Diversity 802.11n, Ch.36 with AC/DC Adapter

FCC ID: BCGA2837 IC: 579C-A2837		MEASUREMENT REPORT (CERTIFICATION)	Approved by: Technical Manager
Test Report S/N: 1C2311270068-22.BCG	Test Dates: 11/28/2023 - 1/15/2024	EUT Type: Tablet Device	Page 565 of 577

V 10.5 12/15/2021



Plot 7-1975. Radiated Spurious Emissions below 1GHz CDD Diversity Diversity 802.11ax (SU), Ch.36 with AC/DC Adapter

Frequency [MHz]	Detector	Ant. Pol. [H/V]	Antenna Height [cm]	Turntable Azimuth [degree]	Analyzer Level [dBm]	AFCL [dB/m]	Field Strength [dBμV/m]	Limit [dBμV/m]	Margin [dB]
37.61	Maxx-Peak	V	100	88	-66.30	-15.09	25.61	40.00	-14.39
51.15	Maxx-Peak	V	100	334	-68.87	-13.13	25.00	40.00	-15.00
145.09	Maxx-Peak	H	200	213	-68.12	-20.58	18.30	43.52	-25.22
189.81	Maxx-Peak	H	100	357	-62.08	-17.49	27.43	43.52	-16.09
249.27	Maxx-Peak	H	100	0	-71.75	-15.45	19.80	46.02	-26.22
297.19	Maxx-Peak	H	100	13	-70.74	-14.53	21.73	46.02	-24.29

Table 7-373. Radiated Spurious Emissions below 1GHz, CDD Diversity Diversity 802.11ax (SU), Ch.36 with AC/DC Adapter

FCC ID: BCGA2837 IC: 579C-A2837		MEASUREMENT REPORT (CERTIFICATION)	Approved by: Technical Manager
Test Report S/N: 1C2311270068-22.BCG	Test Dates: 11/28/2023 - 1/15/2024	EUT Type: Tablet Device	Page 566 of 577

V 10.5 12/15/2021

7.8 AC Line-Conducted Emissions Measurement

§15.407; RSS-Gen [8.8]

Test Overview and Limit

All AC line conducted spurious emissions are measured with a receiver connected to a grounded LISN while the EUT is operating at its maximum duty cycle, at maximum power, and at the appropriate frequencies. All data rates and modes were investigated for AC Line conducted spurious emissions. Only the conducted emissions of the configuration that produced the worst case emissions are reported in this section.

All conducted emissions must not exceed the limits shown in the table below, per Section 15.207 and RSS-Gen (8.8).

Frequency of emission (MHz)	Conducted Limit (dBμV)	
	Quasi-peak	Average
0.15 – 0.5	66 to 56*	56 to 46*
0.5 – 5	56	46
5 – 30	60	50

Table 7-374. Conducted Limits

*Decreases with the logarithm of the frequency.

Test Procedures Used

ANSI C63.10-2013, Section 6.2

Test Settings

Quasi-Peak Measurements

1. Analyzer center frequency was set to the frequency of the spurious emission of interest
2. RBW = 9kHz (for emissions from 150kHz – 30MHz)
3. Detector = quasi-peak
4. Sweep time = auto couple
5. Trace mode = max hold
6. Trace was allowed to stabilize

Average Measurements

1. Analyzer center frequency was set to the frequency of the spurious emission of interest
2. RBW = 9kHz (for emissions from 150kHz – 30MHz)
3. Detector = RMS
4. Sweep time = auto couple
5. Trace mode = max hold
6. Trace was allowed to stabilize

FCC ID: BCGA2837 IC: 579C-A2837		MEASUREMENT REPORT (CERTIFICATION)	Approved by: Technical Manager
Test Report S/N: 1C2311270068-22.BCG	Test Dates: 11/28/2023 - 1/15/2024	EUT Type: Tablet Device	Page 567 of 577

V 10.5 12/15/2021

Test Setup

The EUT and measurement equipment were set up as shown in the diagram below.

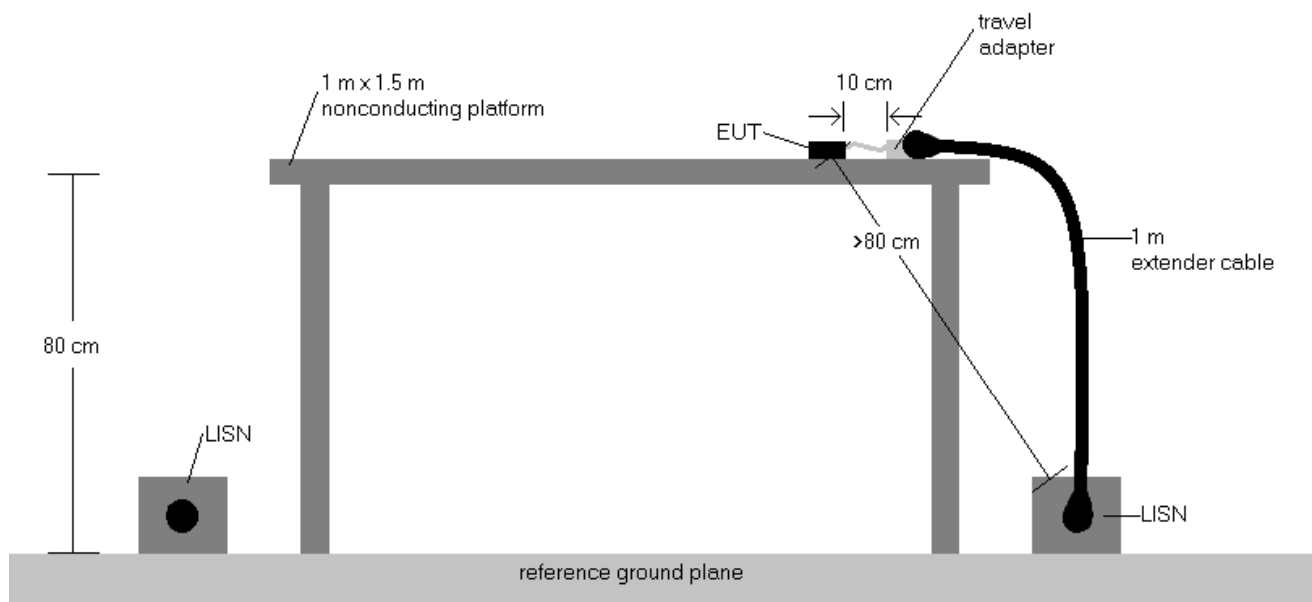


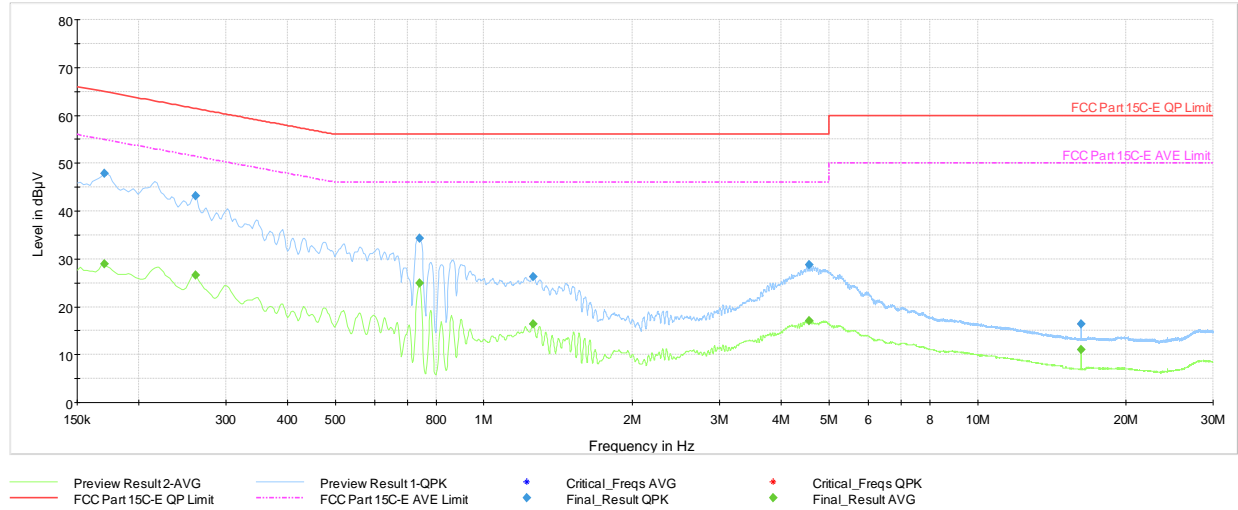
Figure 7-8. Test Instrument & Measurement Setup

Test Notes

1. All modes of operation were investigated and the worst-case emissions are reported. The emissions found were not affected by the choice of channel used during testing.
2. Both configurations below were investigated, and the worst case has been reported.
 - a. EUT powered by AC/DC adaptor via USB-C cable with wire charger
 - b. EUT powered by host PC via USB-C cable with wire charger
3. The limit for an intentional radiator from 150kHz to 30MHz are specified in 15.207 and RSS-Gen (8.8).
4. $\text{Corr. (dB)} = \text{Cable loss (dB)} + \text{LISN insertion factor (dB)}$
5. $\text{QP/AV Level (dB}\mu\text{V)} = \text{QP/AV Analyzer/Receiver Level (dB}\mu\text{V)} + \text{Correction Factor (dB)}$
6. $\text{Margin (dB)} = \text{QP/AV Level (dB}\mu\text{V)} - \text{QP/AV Limit (dB}\mu\text{V)}$
7. Traces shown in plots are made using quasi-peak and average detectors.
8. Deviations to the Specifications: None.
9. The unit was tested with all possible modes and only the highest emission is reported.

FCC ID: BCGA2837 IC: 579C-A2837		MEASUREMENT REPORT (CERTIFICATION)	Approved by: Technical Manager
Test Report S/N: 1C2311270068-22.BCG	Test Dates: 11/28/2023 - 1/15/2024	EUT Type: Tablet Device	Page 568 of 577

V 10.5 12/15/2021



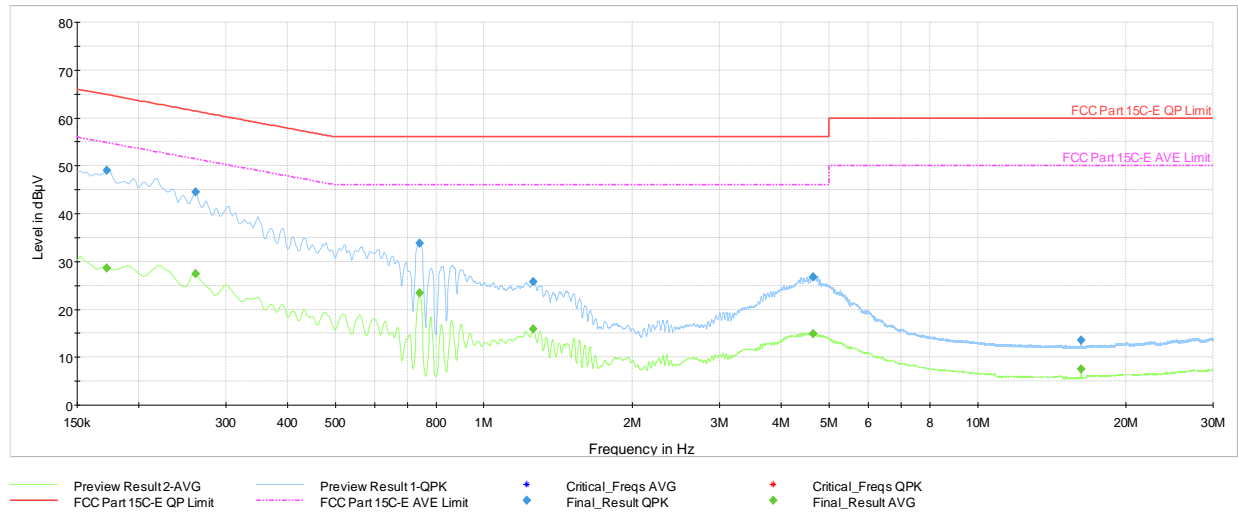
Plot 7-1976. AC Line Conducted Plot with 802.11n CDD Diversity Primary – Ch.36 (L1), with AC/DC adapter

Frequency [MHz]	Process State	QuasiPeak [dBµV]	Average [dBµV]	Limit [dBµV]	Margin [dB]	Line	PE
0.170	FINAL	—	28.92	54.95	-26.03	L1	GND
0.170	FINAL	47.8	—	64.95	-17.15	L1	GND
0.260	FINAL	—	26.63	51.42	-24.79	L1	GND
0.260	FINAL	43.1	—	61.42	-18.30	L1	GND
0.740	FINAL	—	24.88	46.00	-21.12	L1	GND
0.740	FINAL	34.4	—	56.00	-21.63	L1	GND
1.259	FINAL	26.3	—	56.00	-29.68	L1	GND
1.259	FINAL	—	16.36	46.00	-29.64	L1	GND
4.556	FINAL	28.7	—	56.00	-27.26	L1	GND
4.556	FINAL	—	17.08	46.00	-28.92	L1	GND
16.190	FINAL	—	11.06	50.00	-38.94	L1	GND
16.190	FINAL	16.4	—	60.00	-43.60	L1	GND

Table 7-375. AC Line Conducted Data with 802.11n CDD Diversity Primary – Ch.36 (L1) with AC/DC adapter

FCC ID: BCGA2837 IC: 579C-A2837		MEASUREMENT REPORT (CERTIFICATION)	Approved by: Technical Manager
Test Report S/N: 1C2311270068-22.BCG	Test Dates: 11/28/2023 - 1/15/2024	EUT Type: Tablet Device	Page 569 of 577

V 10.5 12/15/2021



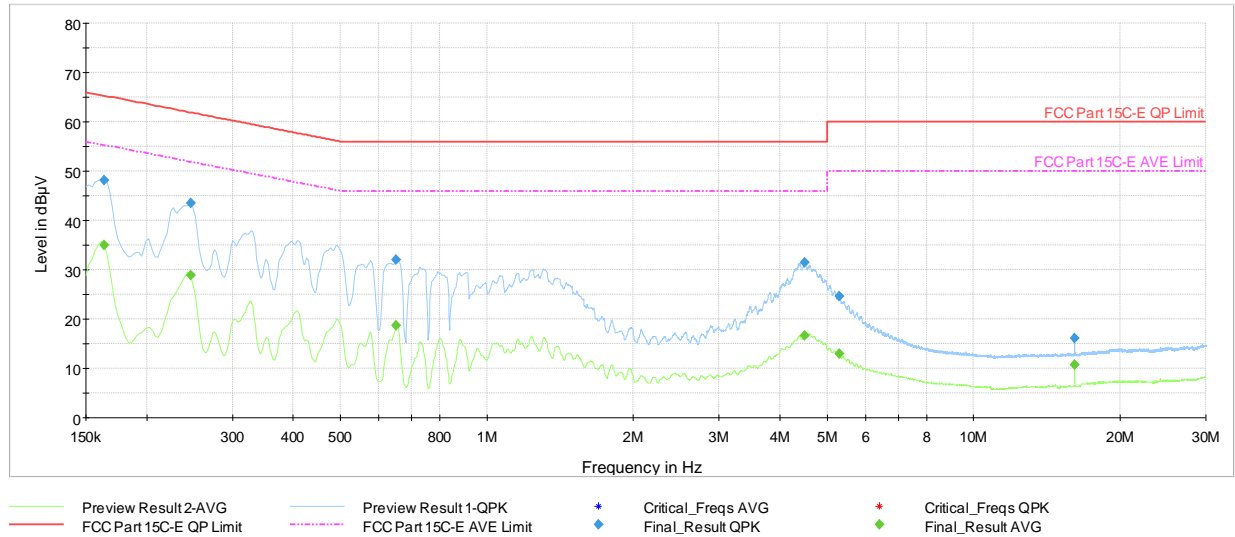
Plot 7-1977. AC Line Conducted Plot with 802.11n CDD Diversity Primary – Ch.36 (N), with AC/DC adapter

Frequency [MHz]	Process State	QuasiPeak [dBμV]	Average [dBμV]	Limit [dBμV]	Margin [dB]	Line	PE
0.173	FINAL	—	28.67	54.84	-26.17	N	GND
0.173	FINAL	49.1	—	64.84	-15.75	N	GND
0.260	FINAL	—	27.42	51.42	-24.00	N	GND
0.260	FINAL	44.5	—	61.42	-16.90	N	GND
0.740	FINAL	—	23.39	46.00	-22.61	N	GND
0.740	FINAL	33.9	—	56.00	-22.12	N	GND
1.257	FINAL	25.8	—	56.00	-30.25	N	GND
1.257	FINAL	—	15.92	46.00	-30.08	N	GND
4.648	FINAL	26.9	—	56.00	-29.14	N	GND
4.648	FINAL	—	14.92	46.00	-31.08	N	GND
16.190	FINAL	—	7.50	50.00	-42.50	N	GND
16.190	FINAL	13.5	—	60.00	-46.47	N	GND

Table 7-376. AC Line Conducted Data with 802.11n CDD Diversity Primary – Ch.36 (N), with AC/DC adapter

FCC ID: BCGA2837 IC: 579C-A2837		MEASUREMENT REPORT (CERTIFICATION)	Approved by: Technical Manager
Test Report S/N: 1C2311270068-22.BCG	Test Dates: 11/28/2023 - 1/15/2024	EUT Type: Tablet Device	Page 570 of 577

V 10.5 12/15/2021



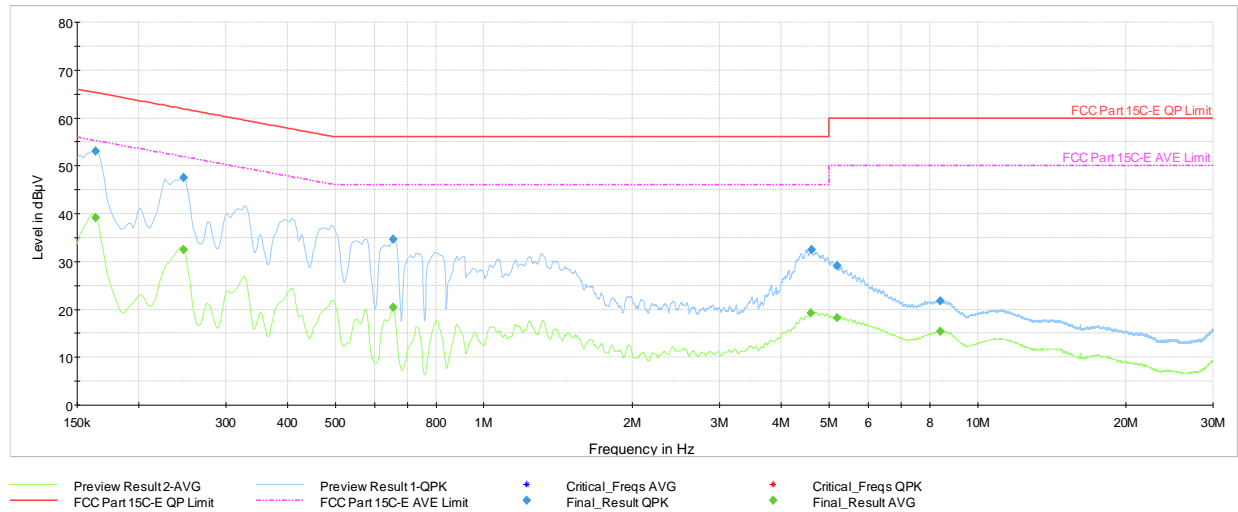
Plot 7-1978. AC Line Conducted Plot with 802.11ax(SU) CDD Diversity Primary – Ch.36 (L1), with AC/DC adapter

Frequency [MHz]	Process State	QuasiPeak [dBμV]	Average [dBμV]	Limit [dBμV]	Margin [dB]	Line	PE
0.164	FINAL	—	34.93	55.28	-20.36	L1	GND
0.164	FINAL	48.2	—	65.28	-17.05	L1	GND
0.247	FINAL	—	28.86	51.87	-23.01	L1	GND
0.247	FINAL	43.5	—	61.87	-18.40	L1	GND
0.652	FINAL	—	18.78	46.00	-27.22	L1	GND
0.652	FINAL	32.0	—	56.00	-24.05	L1	GND
4.493	FINAL	31.4	—	56.00	-24.57	L1	GND
4.493	FINAL	—	16.62	46.00	-29.38	L1	GND
5.298	FINAL	24.7	—	60.00	-35.34	L1	GND
5.298	FINAL	—	12.97	50.00	-37.03	L1	GND
16.143	FINAL	—	10.81	50.00	-39.19	L1	GND
16.143	FINAL	16.0	—	60.00	-43.96	L1	GND

Table 7-377. AC Line Conducted Data with 802.11ax(SU) CDD Diversity Primary – Ch.36 (L1) with AC/DC adapter

FCC ID: BCGA2837 IC: 579C-A2837	 MEASUREMENT REPORT (CERTIFICATION)		Approved by: Technical Manager
Test Report S/N: 1C2311270068-22.BCG	Test Dates: 11/28/2023 - 1/15/2024	EUT Type: Tablet Device	Page 571 of 577

V 10.5 12/15/2021



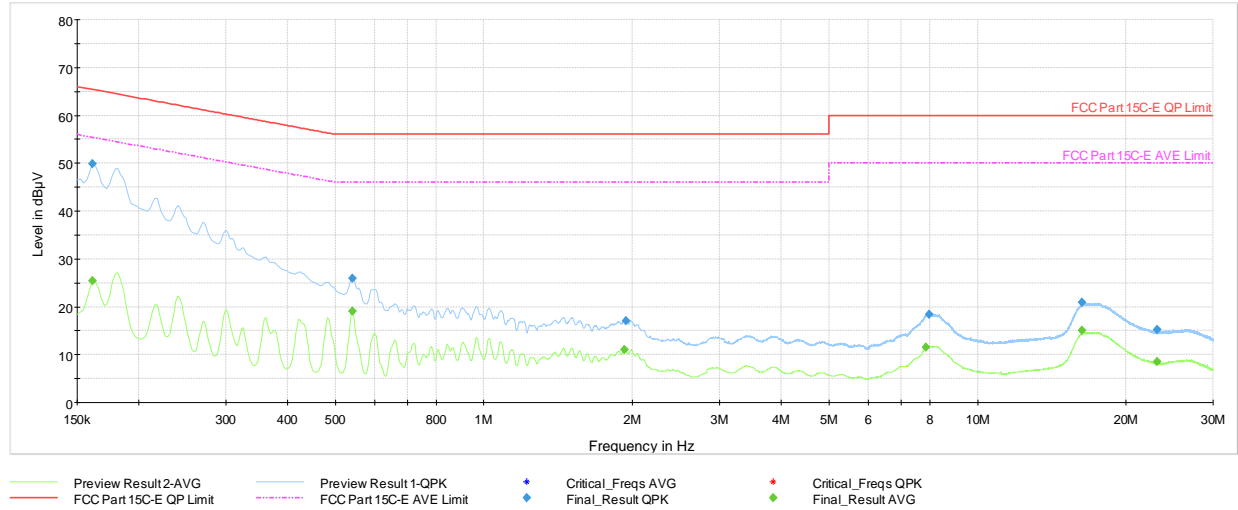
Plot 7-1979. AC Line Conducted Plot with 802.11ax(SU) CDD Diversity Primary – Ch.36 (N), with AC/DC adapter

Frequency [MHz]	Process State	QuasiPeak [dBμV]	Average [dBμV]	Limit [dBμV]	Margin [dB]	Line	PE
0.164	FINAL	—	39.20	55.28	-16.08	N	GND
0.164	FINAL	53.0	—	65.28	-12.31	N	GND
0.247	FINAL	—	32.49	51.87	-19.38	N	GND
0.247	FINAL	47.5	—	61.87	-14.36	N	GND
0.654	FINAL	—	20.47	46.00	-25.53	N	GND
0.654	FINAL	34.6	—	56.00	-21.42	N	GND
4.601	FINAL	—	19.30	46.00	-26.70	N	GND
4.605	FINAL	32.4	—	56.00	-23.56	N	GND
5.195	FINAL	29.2	—	60.00	-30.85	N	GND
5.195	FINAL	—	18.31	50.00	-31.69	N	GND
8.396	FINAL	—	15.47	50.00	-34.53	N	GND
8.396	FINAL	21.8	—	60.00	-38.18	N	GND

Table 7-378. AC Line Conducted Data with 802.11ax(SU) CDD Diversity Primary – Ch.36 (N), with AC/DC adapter

FCC ID: BCGA2837 IC: 579C-A2837		MEASUREMENT REPORT (CERTIFICATION)	Approved by: Technical Manager
Test Report S/N: 1C2311270068-22.BCG	Test Dates: 11/28/2023 - 1/15/2024	EUT Type: Tablet Device	Page 572 of 577

V 10.5 12/15/2021



Plot 7-1980. AC Line Conducted Plot with 802.11n CDD Diversity Diversity Ch.36 (L1), with AC/DC adapter

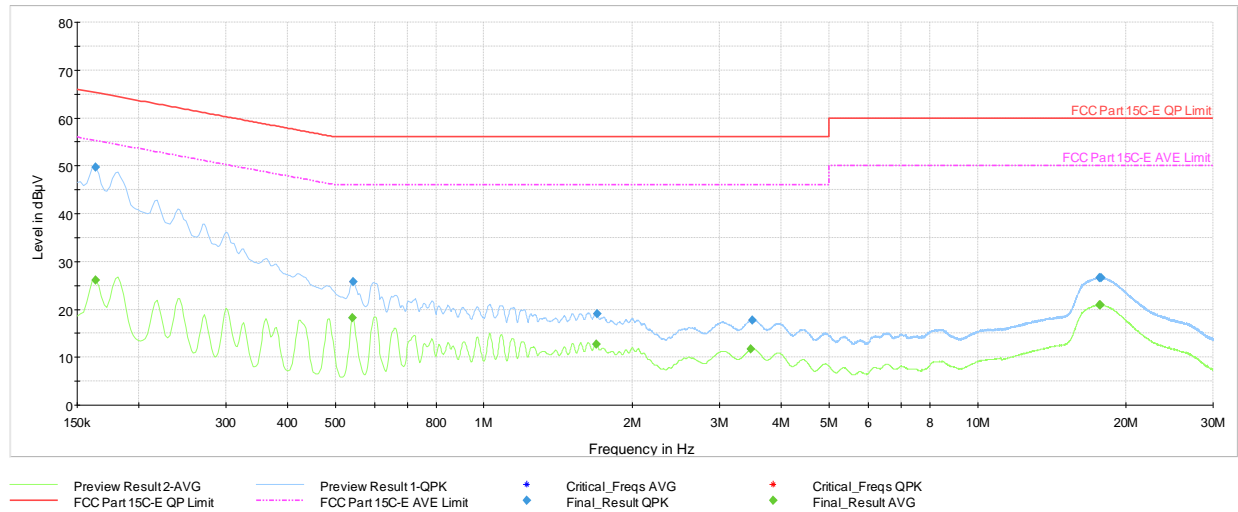
Frequency [MHz]	Process State	QuasiPeak [dBμV]	Average [dBμV]	Limit [dBμV]	Margin [dB]	Line	PE
0.161	FINAL	—	25.41	55.40	-29.99	L1	GND
0.161	FINAL	49.8	—	65.40	-15.57	L1	GND
0.542	FINAL	—	19.04	46.00	-26.96	L1	GND
0.542	FINAL	25.9	—	56.00	-30.12	L1	GND
1.925	FINAL	—	11.06	46.00	-34.94	L1	GND
1.939	FINAL	17.0	—	56.00	-38.96	L1	GND
7.872	FINAL	—	11.59	50.00	-38.41	L1	GND
7.973	FINAL	18.5	—	60.00	-41.55	L1	GND
16.269	FINAL	—	15.10	50.00	-34.90	L1	GND
16.271	FINAL	21.0	—	60.00	-39.03	L1	GND
23.129	FINAL	—	8.61	50.00	-41.39	L1	GND
23.129	FINAL	15.3	—	60.00	-44.72	L1	GND

Table 7-379. AC Line Conducted Data with 802.11n CDD Diversity Diversity – Ch.36 (L1) with AC/DC adapter

FCC ID: BCGA2837 IC: 579C-A2837		MEASUREMENT REPORT (CERTIFICATION)	Approved by: Technical Manager
Test Report S/N: 1C2311270068-22.BCG	Test Dates: 11/28/2023 - 1/15/2024	EUT Type: Tablet Device	Page 573 of 577

V 10.5 12/15/2021

Unless otherwise specified, no part of this report may be reproduced or utilized in any part, form or by any means, electronic or mechanical, including photocopying and microfilm, without permission in writing from Element. If you have any questions about this or have an enquiry about obtaining additional rights to this report or assembly of contents thereof, please contact ct.info@element.com.



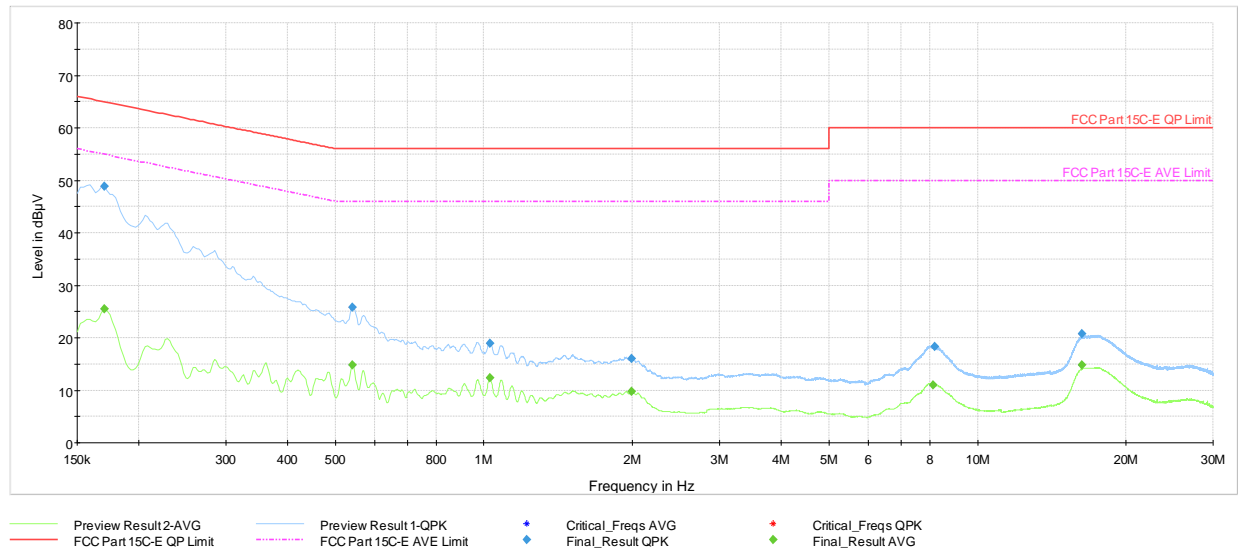
Plot 7-1981. AC Line Conducted Plot with 802.11n CDD Diversity Diversity – Ch.36 (N), with AC/DC adapter

Frequency [MHz]	Process State	QuasiPeak [dBμV]	Average [dBμV]	Limit [dBμV]	Margin [dB]	Line	PE
0.164	FINAL	—	26.07	55.28	-29.21	N	GND
0.164	FINAL	49.7	—	65.28	-15.58	N	GND
0.542	FINAL	—	18.26	46.00	-27.74	N	GND
0.544	FINAL	25.8	—	56.00	-30.19	N	GND
1.691	FINAL	—	12.66	46.00	-33.34	N	GND
1.698	FINAL	19.1	—	56.00	-36.88	N	GND
3.478	FINAL	—	11.68	46.00	-34.32	N	GND
3.496	FINAL	17.7	—	56.00	-38.30	N	GND
17.630	FINAL	26.7	—	60.00	-33.31	N	GND
17.637	FINAL	—	20.95	50.00	-29.05	N	GND
17.745	FINAL	—	20.99	50.00	-29.01	N	GND
17.797	FINAL	26.7	—	60.00	-33.31	N	GND

Table 7-380. AC Line Conducted Data with 802.11n CDD Diversity Diversity – Ch.36 (N), with AC/DC adapter

FCC ID: BCGA2837 IC: 579C-A2837		MEASUREMENT REPORT (CERTIFICATION)	Approved by: Technical Manager
Test Report S/N: 1C2311270068-22.BCG	Test Dates: 11/28/2023 - 1/15/2024	EUT Type: Tablet Device	Page 574 of 577

V 10.5 12/15/2021



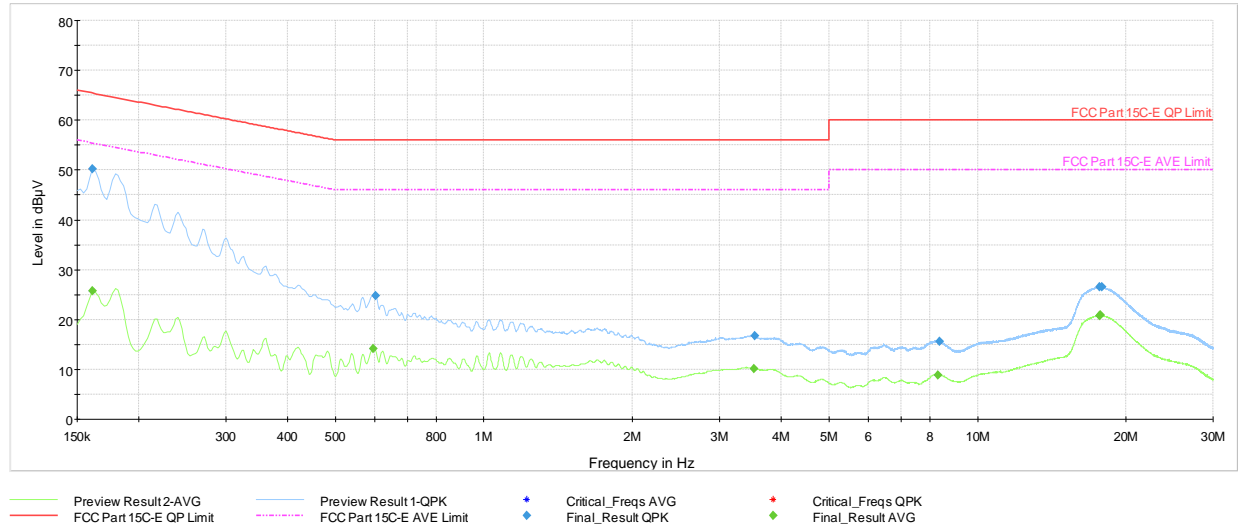
Plot 7-1982. AC Line Conducted Plot with 802.11ax(SU) CDD Diversity Diversity – Ch.36 (L1), with AC/DC adapter

Frequency [MHz]	Process State	QuasiPeak [dBμV]	Average [dBμV]	Limit [dBμV]	Margin [dB]	Line	PE
0.170	FINAL	—	25.46	54.95	-29.49	L1	GND
0.170	FINAL	48.8	—	64.95	-16.14	L1	GND
0.542	FINAL	—	14.76	46.00	-31.24	L1	GND
0.542	FINAL	25.8	—	56.00	-29.34	L1	GND
1.028	FINAL	19.0	—	56.00	-25.27	L1	GND
1.028	FINAL	—	12.41	46.00	-33.59	L1	GND
1.991	FINAL	—	9.71	46.00	-36.29	L1	GND
1.993	FINAL	16.0	—	56.00	-35.87	L1	GND
8.117	FINAL	—	11.01	50.00	-38.99	L1	GND
8.185	FINAL	18.4	—	60.00	-40.81	L1	GND
16.265	FINAL	—	14.87	50.00	-35.13	L1	GND
16.265	FINAL	20.8	—	60.00	-42.15	L1	GND

Table 7-381. AC Line Conducted Data with 802.11ax(SU) CDD Diversity Diversity – Ch.36 (L1), with AC/DC adapter

FCC ID: BCGA2837 IC: 579C-A2837		MEASUREMENT REPORT (CERTIFICATION)	Approved by: Technical Manager
Test Report S/N: 1C2311270068-22.BCG	Test Dates: 11/28/2023 - 1/15/2024	EUT Type: Tablet Device	Page 575 of 577

V 10.5 12/15/2021



Plot 7-1983. AC Line Conducted Plot with 802.11ax(SU) CDD Diversity Diversity Ch.36 (N), with AC/DC adapter

Frequency [MHz]	Process State	QuasiPeak [dBμV]	Average [dBμV]	Limit [dBμV]	Margin [dB]	Line	PE
0.161	FINAL	—	25.70	55.40	-29.70	N	GND
0.161	FINAL	50.3	—	65.40	-15.13	N	GND
0.596	FINAL	—	14.17	46.00	-31.83	N	GND
0.602	FINAL	24.9	—	56.00	-31.13	N	GND
3.525	FINAL	—	10.22	46.00	-35.78	N	GND
3.534	FINAL	16.7	—	56.00	-39.34	N	GND
8.313	FINAL	—	8.90	50.00	-41.10	N	GND
8.385	FINAL	15.6	—	60.00	-44.36	N	GND
17.633	FINAL	—	20.84	50.00	-29.16	N	GND
17.639	FINAL	26.6	—	60.00	-33.42	N	GND
17.750	FINAL	—	20.88	50.00	-29.12	N	GND
17.833	FINAL	26.6	—	60.00	-33.40	N	GND

Table 7-382. AC Line Conducted Data with 802.11ax(SU) CDD Diversity Diversity – Ch.36 (N) with AC/DC adapter


FCC ID: BCGA2837 IC: 579C-A2837		MEASUREMENT REPORT (CERTIFICATION)	Approved by: Technical Manager
Test Report S/N: 1C2311270068-22.BCG	Test Dates: 11/28/2023 - 1/15/2024	EUT Type: Tablet Device	Page 576 of 577

V 10.5 12/15/2021

Unless otherwise specified, no part of this report may be reproduced or utilized in any part, form or by any means, electronic or mechanical, including photocopying and microfilm, without permission in writing from Element. If you have any questions about this or have an enquiry about obtaining additional rights to this report or assembly of contents thereof, please contact ct.info@element.com.

8.0 CONCLUSION

The data collected relate only the item(s) tested and show that the **Apple Tablet Device FCC ID: BCGA2837** and **IC: 579C-A2837** is in compliance with Part 15 Subpart E (15.407) of the FCC Rules and RSS-247 of the Innovation, Science and Economic Development Canada Rules.

FCC ID: BCGA2837 IC: 579C-A2837		MEASUREMENT REPORT (CERTIFICATION)	Approved by: Technical Manager
Test Report S/N: 1C2311270068-22.BCG	Test Dates: 11/28/2023 - 1/15/2024	EUT Type: Tablet Device	Page 577 of 577

V 10.5 12/15/2021

Unless otherwise specified, no part of this report may be reproduced or utilized in any part, form or by any means, electronic or mechanical, including photocopying and microfilm, without permission in writing from Element. If you have any questions about this or have an enquiry about obtaining additional rights to this report or assembly of contents thereof, please contact ct.info@element.com.