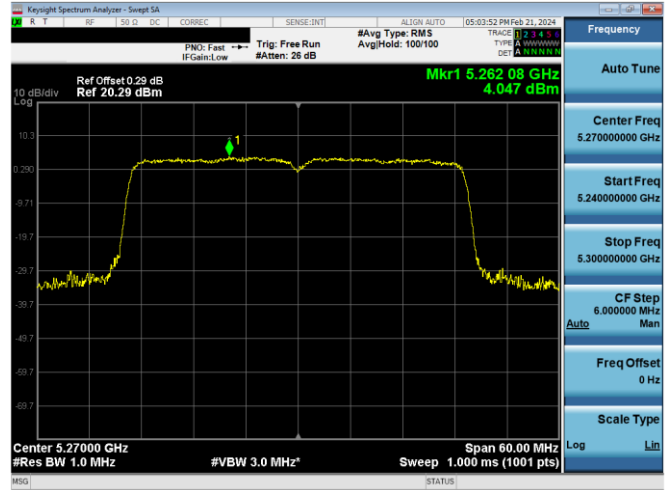
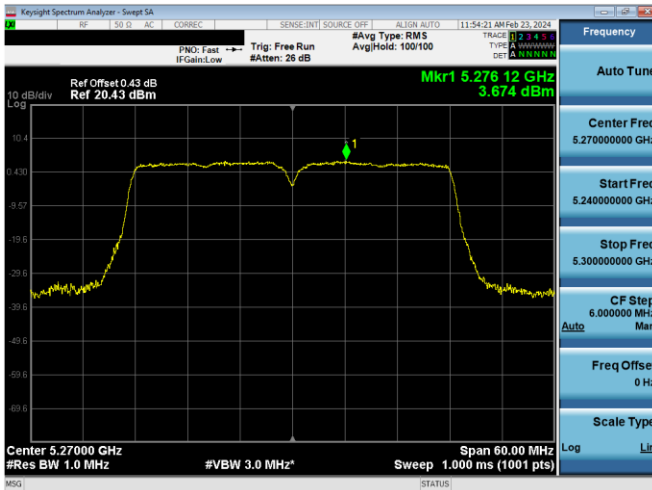


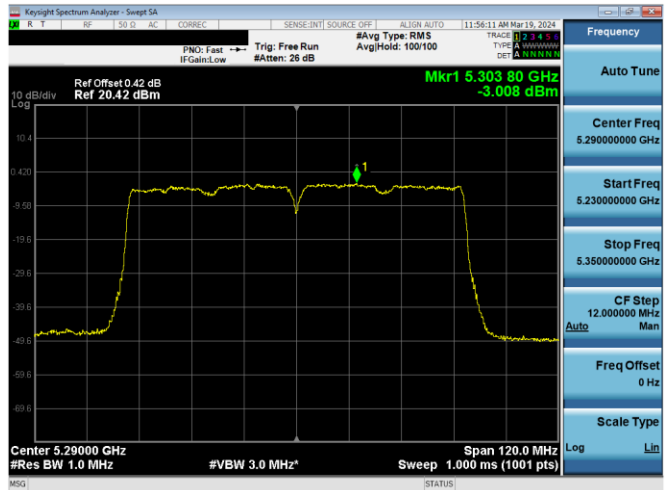
Plot 7-683. PSD CDD Primary Antenna WF5b (40MHz BW 802.11n - Ch. 54, MCS15)



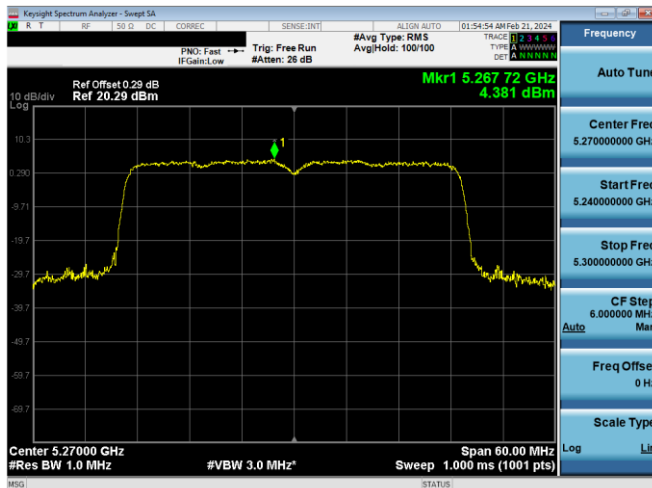
Plot 7-686. PSD CDD Primary Antenna 4a (40MHz BW 802.11ax(SU) - Ch. 54, MCS11)



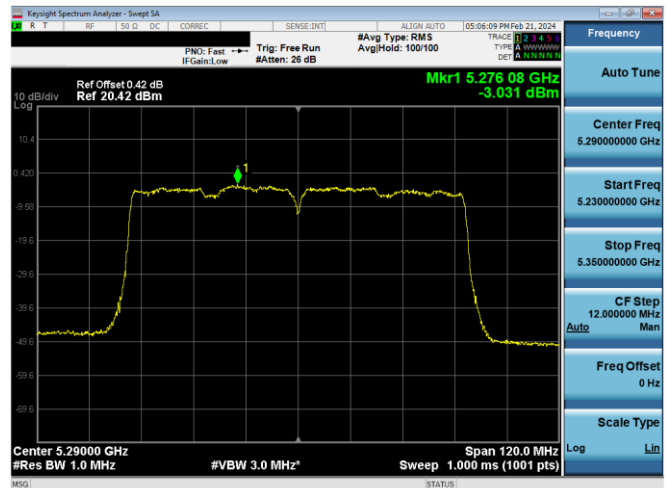
Plot 7-684. PSD CDD Primary Antenna 4a (40MHz BW 802.11n - Ch. 54, MCS15)



Plot 7-687. PSD CDD Primary Antenna WF5b (80MHz BW 802.11ac - Ch. 58, MCS9)

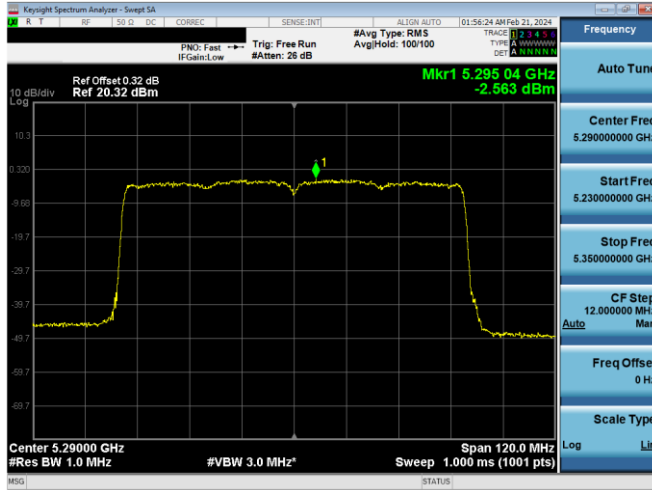


Plot 7-685. PSD CDD Primary Antenna WF5b (40MHz BW 802.11ax(SU) - Ch. 54, MCS11)

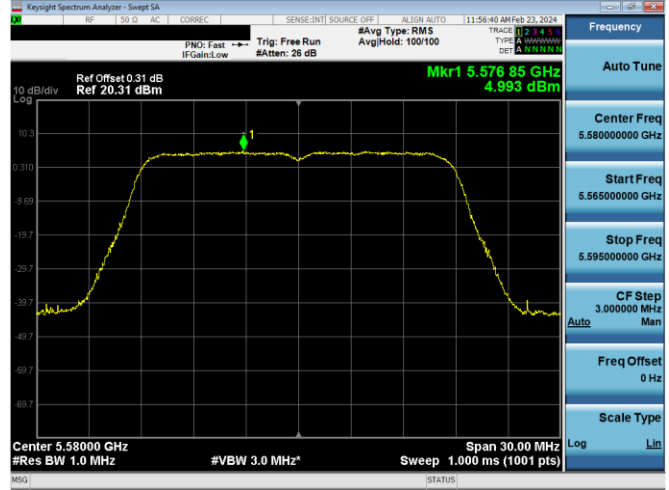


Plot 7-688. PSD CDD Primary Antenna 4a (80MHz BW 802.11ac - Ch. 58, MCS9)

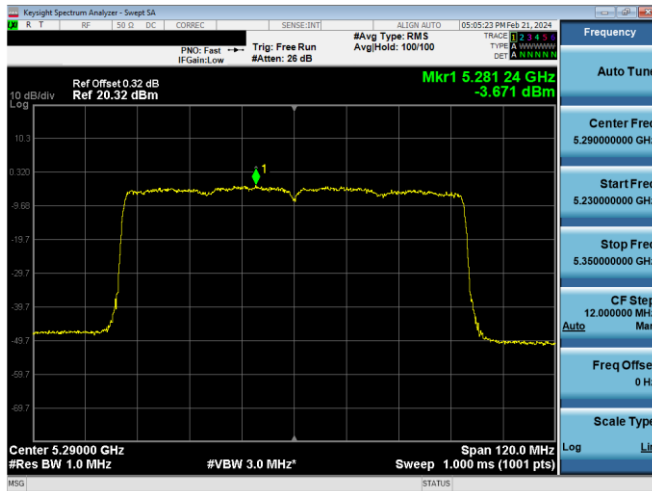
FCC ID: BCGA2837 IC: 579C-A2837	element	MEASUREMENT REPORT (CERTIFICATION)	Approved by: Technical Manager
Test Report S/N: 1C2311270068-22.BCG	Test Dates: 11/28/2023 - 1/15/2024	EUT Type: Tablet Device	Page 232 of 577



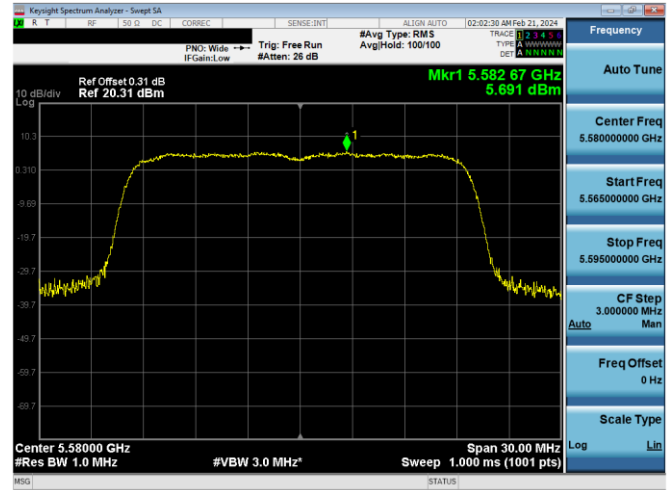
Plot 7-689. PSD CDD Primary Antenna WF5b (80MHz BW 802.11ax(SU) – Ch. 58, MCS11)



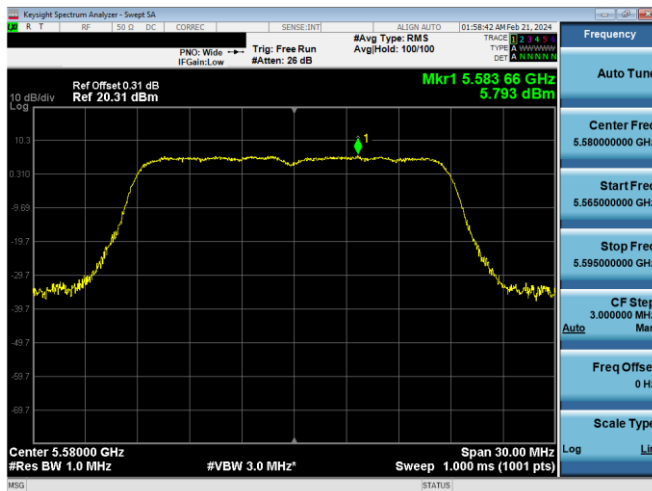
Plot 7-692. PSD CDD Primary Antenna 4a (20MHz BW 802.11n – Ch. 116, MCS15)



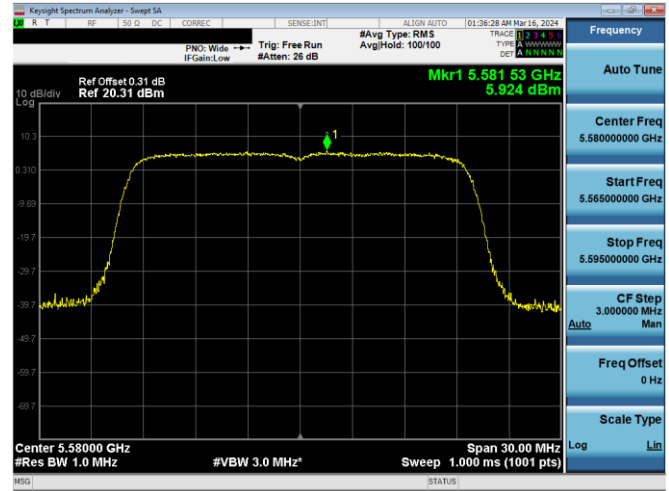
Plot 7-690. PSD CDD Primary Antenna 4a (80MHz BW 802.11ax(SU) – Ch. 58, MCS11)



Plot 7-693. PSD CDD Primary Antenna WF5b (20MHz BW 802.11ax(SU) – Ch. 116, MCS11)

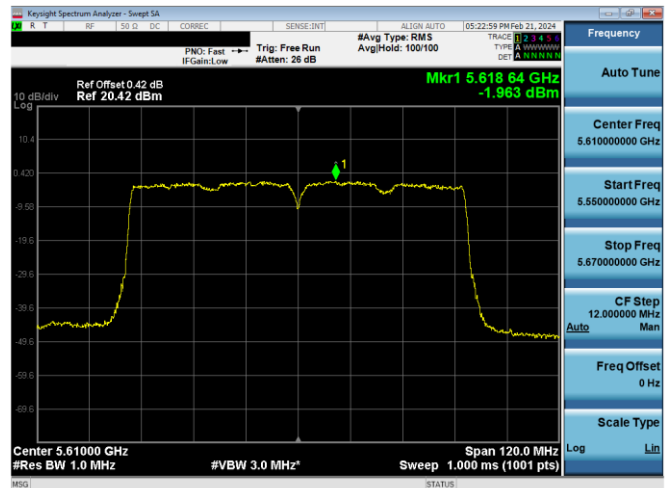
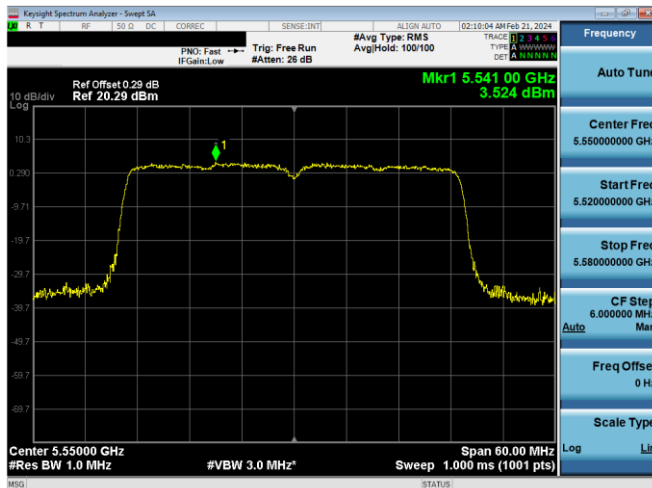
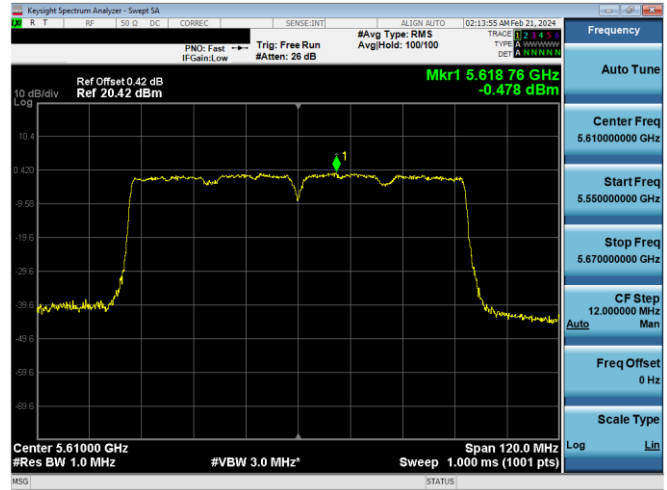
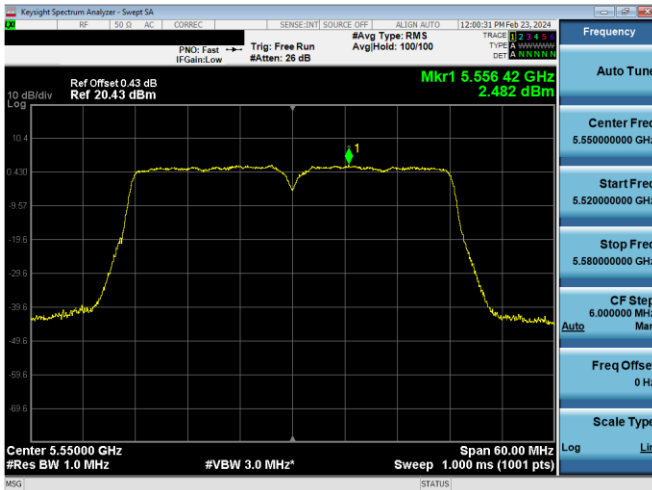
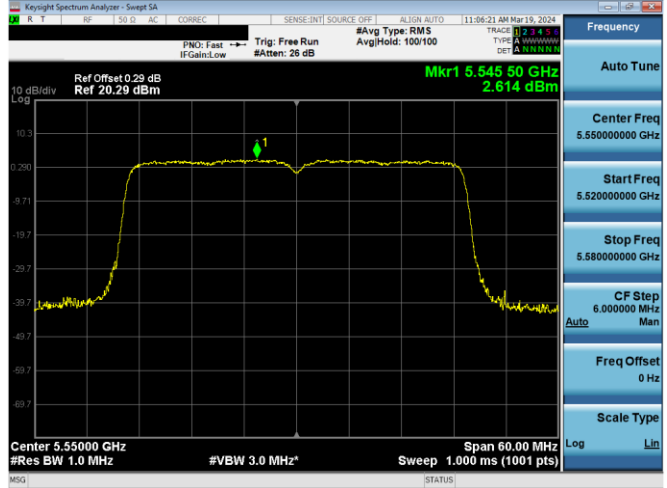
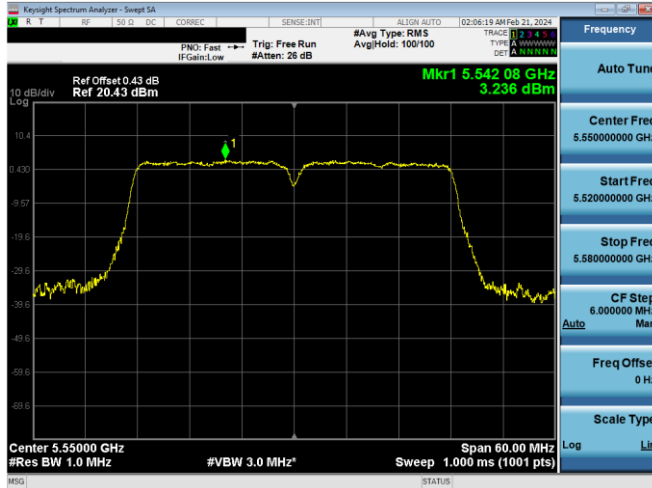


Plot 7-691. PSD CDD Primary Antenna WF5b (20MHz BW 802.11n – Ch. 116, MCS15)

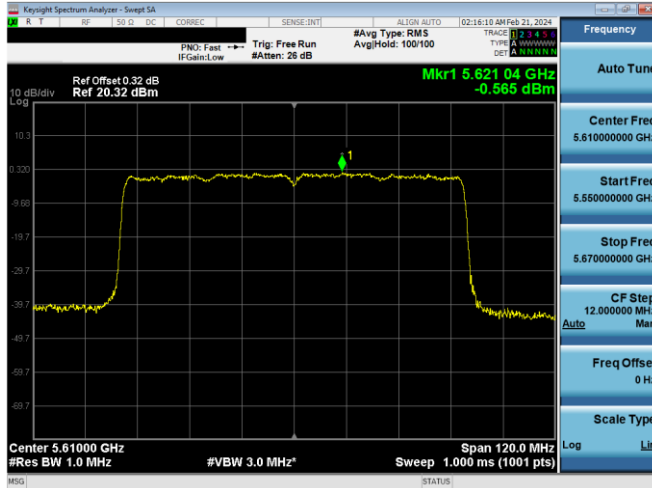


Plot 7-694. PSD CDD Primary Antenna 4a (20MHz BW 802.11ax(SU) – Ch. 116, MCS11)

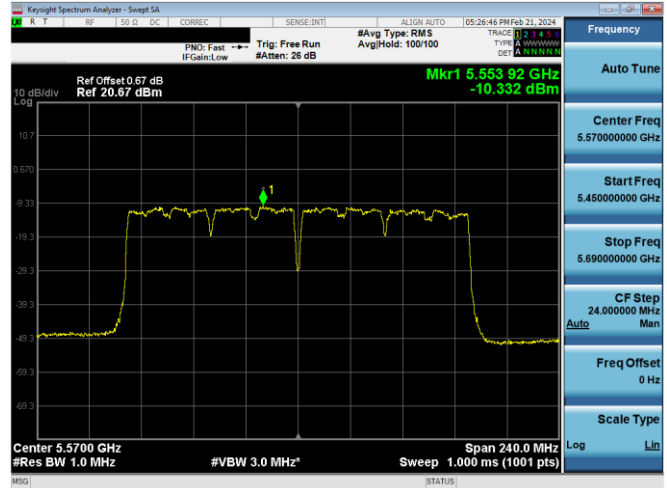
FCC ID: BCGA2837 IC: 579C-A2837			MEASUREMENT REPORT (CERTIFICATION)	Approved by: Technical Manager
Test Report S/N: 1C2311270068-22.BCG	Test Dates: 11/28/2023 - 1/15/2024	EUT Type: Tablet Device	Page 233 of 577	



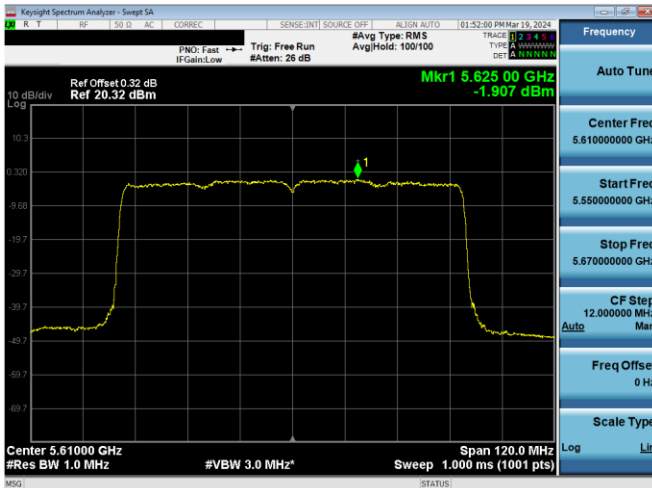
FCC ID: BCGA2837 IC: 579C-A2837	element	MEASUREMENT REPORT (CERTIFICATION)	Approved by: Technical Manager
Test Report S/N: 1C2311270068-22.BCG	Test Dates: 11/28/2023 - 1/15/2024	EUT Type: Tablet Device	Page 234 of 577



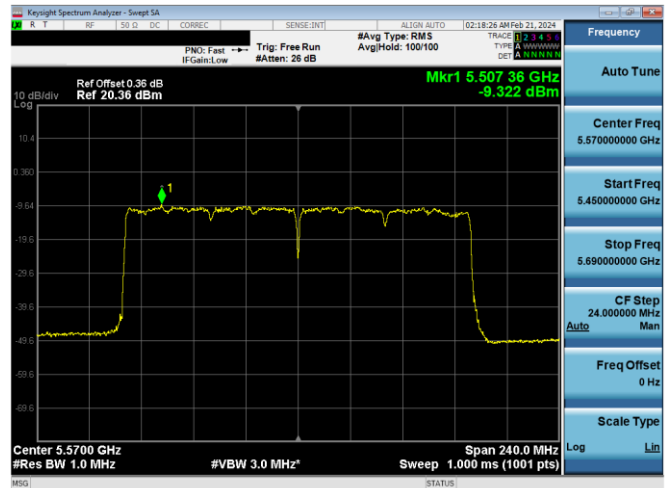
Plot 7-701. PSD CDD Primary Antenna WF5b (80MHz BW 802.11ax(SU) – Ch. 122, MCS11)



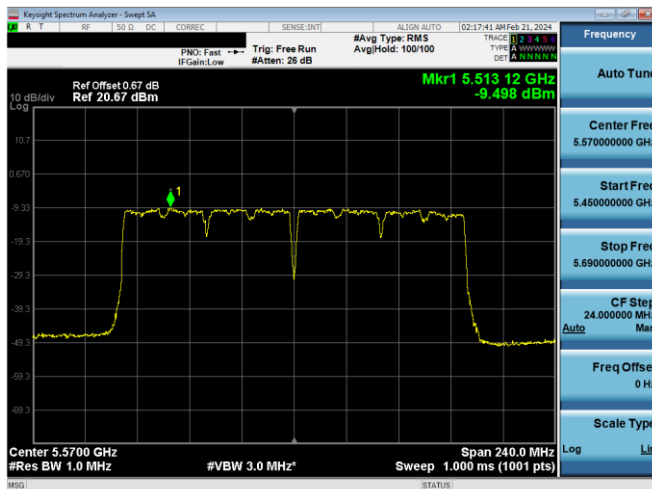
Plot 7-704. PSD CDD Primary Antenna 4a (160MHz BW 802.11ac – Ch. 114, MCS9)



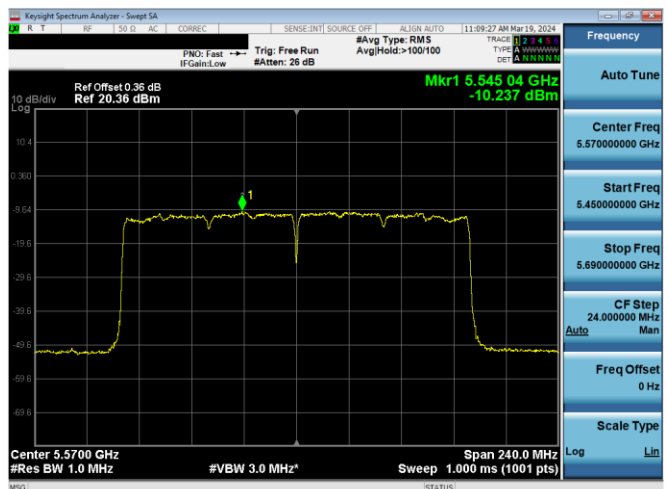
Plot 7-702. PSD CDD Primary Antenna 4a (80MHz BW 802.11ax(SU) – Ch. 122, MCS11)



Plot 7-705. PSD CDD Primary Antenna WF5b (160MHz BW 802.11ax(SU) – Ch. 114, MCS11)



Plot 7-703. PSD CDD Primary Antenna WF5b (160MHz BW 802.11ac – Ch. 114, MCS9)



Plot 7-706. PSD CDD Primary Antenna 4a (160MHz BW 802.11ax(SU) – Ch. 114, MCS11)

FCC ID: BCGA2837 IC: 579C-A2837		MEASUREMENT REPORT (CERTIFICATION)	Approved by: Technical Manager
Test Report S/N: 1C2311270068-22.BCG	Test Dates: 11/28/2023 - 1/15/2024	EUT Type: Tablet Device	Page 235 of 577

	Frequency [MHz]	Channel	802.11 MODE	Mode	Data Rate [Mbps]	Ant WF5b Power Density [dBm/500kHz]	Ant 4a Power Density [dBm/500kHz]	Summed Power Density [dBm/500kHz]	Max Permissible Power Density [dBm/500kHz]	Margin [dB]
Band 3	5745	149	n (20MHz)	CDD	39/43.3 (MCS10)	4.74	4.77	7.76	30.0	-22.24
	5785	157	n (20MHz)	CDD	39/43.3 (MCS10)	4.66	4.66	7.67	30.0	-22.33
	5825	165	n (20MHz)	CDD	39/43.3 (MCS10)	4.47	5.19	7.85	30.0	-22.15
	5745	149	ax (SU) (20MHz)	CDD	48/51.6 (MCS2)	3.40	2.00	5.76	30.0	-24.24
	5785	157	ax (SU) (20MHz)	CDD	48/51.6 (MCS2)	3.36	4.40	6.92	30.0	-23.08
	5825	165	ax (SU) (20MHz)	CDD	48/51.6 (MCS2)	3.09	4.21	6.70	30.0	-23.30
	5755	151	n (40MHz)	CDD	81/60 (MCS10)	2.62	1.83	5.25	30.0	-24.75
	5795	159	n (40MHz)	CDD	81/60 (MCS10)	1.97	1.80	4.90	30.0	-25.10
	5755	151	ax (SU) (40MHz)	CDD	98/103.2 (MCS2)	1.24	2.19	4.75	30.0	-25.25
	5795	159	ax (SU) (40MHz)	CDD	98/103.2 (MCS2)	0.75	1.84	4.34	30.0	-25.66
	5775	155	ac (80MHz)	CDD	175.5/195 (MCS2)	-1.00	-0.24	2.41	30.0	-27.59
	5775	155	ax (SU) (80MHz)	CDD	204/216.2 (MCS2)	-2.57	-1.89	0.79	30.0	-29.21

Table 7-230. Band 3 Power Spectral Density Measurements CDD Primary (Low Data Rate)

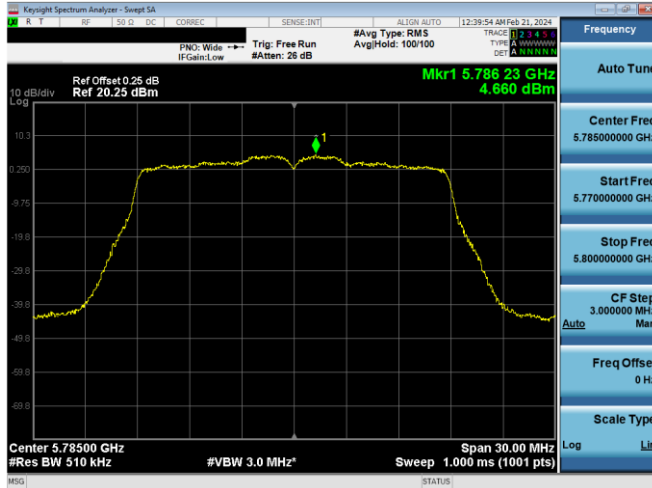
	Frequency [MHz]	Channel	802.11 MODE	Mode	Data Rate [Mbps]	Ant WF5b Power Density [dBm/500kHz]	Ant 4a Power Density [dBm/500kHz]	Summed Power Density [dBm/500kHz]	Max Permissible Power Density [dBm/500kHz]	Margin [dB]
Band 3	5745	149	n (20MHz)	CDD	78/86.7 (MCS12)	4.59	5.04	7.83	30.0	-22.17
	5785	157	n (20MHz)	CDD	78/86.7 (MCS12)	4.45	4.53	7.50	30.0	-22.50
	5825	165	n (20MHz)	CDD	78/86.7 (MCS12)	4.65	4.99	7.83	30.0	-22.17
	5745	149	ax (SU) (20MHz)	CDD	98/103.2 (MCS4)	3.84	2.44	6.20	30.0	-23.80
	5785	157	ax (SU) (20MHz)	CDD	98/103.2 (MCS4)	3.51	4.46	7.02	30.0	-22.98
	5825	165	ax (SU) (20MHz)	CDD	98/103.2 (MCS4)	3.43	4.48	7.00	30.0	-23.00
	5755	151	n (40MHz)	CDD	162/180 (MCS12)	2.82	3.83	6.36	30.0	-23.64
	5795	159	n (40MHz)	CDD	162/180 (MCS12)	2.31	3.63	6.03	30.0	-23.97
	5755	151	ax (SU) (40MHz)	CDD	196/206.5 (MCS4)	1.66	2.38	5.04	30.0	-24.96
	5795	159	ax (SU) (40MHz)	CDD	196/206.5 (MCS4)	1.10	2.27	4.73	30.0	-25.27
	5775	155	ac (80MHz)	CDD	351/390 (MCS4)	-1.01	-0.37	2.33	30.0	-27.67
	5775	155	ax (SU) (80MHz)	CDD	408/432.4 (MCS4)	-3.29	-2.61	0.07	30.0	-29.93

Table 7-231. Band 3 Power Spectral Density Measurements CDD Primary (Mid Data Rate)

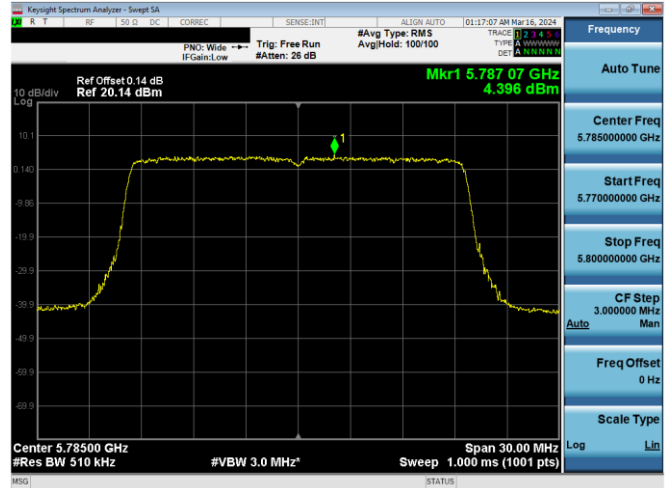
	Frequency [MHz]	Channel	802.11 MODE	Mode	Data Rate [Mbps]	Ant WF5b Power Density [dBm/500kHz]	Ant 4a Power Density [dBm/500kHz]	Summed Power Density [dBm/500kHz]	Max Permissible Power Density [dBm/500kHz]	Margin [dB]
Band 3	5745	149	n (20MHz)	CDD	130/144.4 (MCS15)	3.85	3.84	6.85	30.0	-23.15
	5785	157	n (20MHz)	CDD	130/144.4 (MCS15)	3.35	3.55	6.46	30.0	-23.54
	5825	165	n (20MHz)	CDD	130/144.4 (MCS15)	3.11	3.72	6.43	30.0	-23.57
	5745	149	ax (SU) (20MHz)	CDD	270/286.8 (MCS11)	3.64	4.87	7.31	30.0	-22.69
	5785	157	ax (SU) (20MHz)	CDD	270/286.8 (MCS11)	3.36	4.72	7.10	30.0	-22.90
	5825	165	ax (SU) (20MHz)	CDD	270/286.8 (MCS11)	3.40	4.15	6.80	30.0	-23.20
	5755	151	n (40MHz)	CDD	270/300 (MCS15)	1.66	0.93	4.32	30.0	-25.68
	5795	159	n (40MHz)	CDD	270/300 (MCS15)	0.93	1.02	3.98	30.0	-26.02
	5755	151	ax (SU) (40MHz)	CDD	271/286.8 (MCS11)	0.15	0.89	3.55	30.0	-26.45
	5795	159	ax (SU) (40MHz)	CDD	271/286.8 (MCS11)	1.03	2.49	4.83	30.0	-25.17
	5775	155	ac (80MHz)	CDD	780/866.7 (MCS9)	-2.38	-2.17	0.74	30.0	-29.26
	5775	155	ax (SU) (80MHz)	CDD	1134/1201 (MCS11)	-2.58	-2.42	0.51	30.0	-29.49

Table 7-232. Band 3 Power Spectral Density Measurements CDD Primary (High Data Rate)

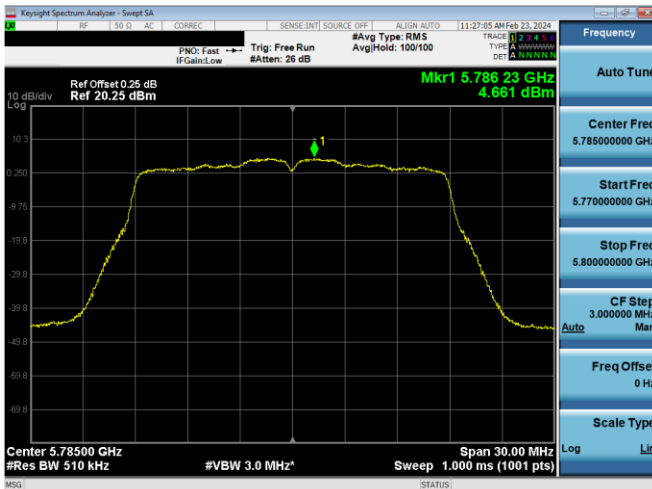
FCC ID: BCGA2837 IC: 579C-A2837	 MEASUREMENT REPORT (CERTIFICATION)		Approved by: Technical Manager
Test Report S/N: 1C2311270068-22.BCG	Test Dates: 11/28/2023 - 1/15/2024	EUT Type: Tablet Device	Page 236 of 577



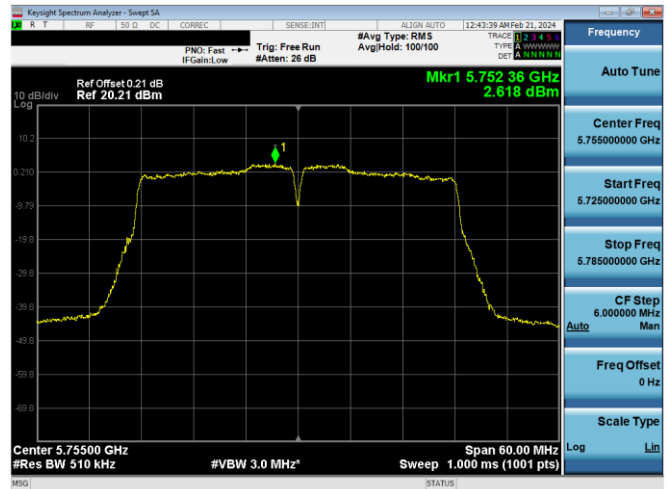
Plot 7-707. PSD CDD Primary Antenna WF5b (20MHz BW 802.11n – Ch. 157, MCS10)



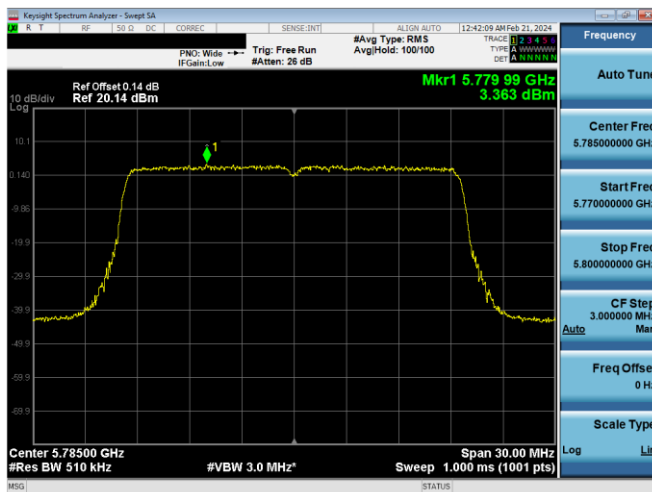
Plot 7-710. PSD CDD Primary Antenna 4a (20MHz BW 802.11ax(SU) – Ch. 157, MCS2)



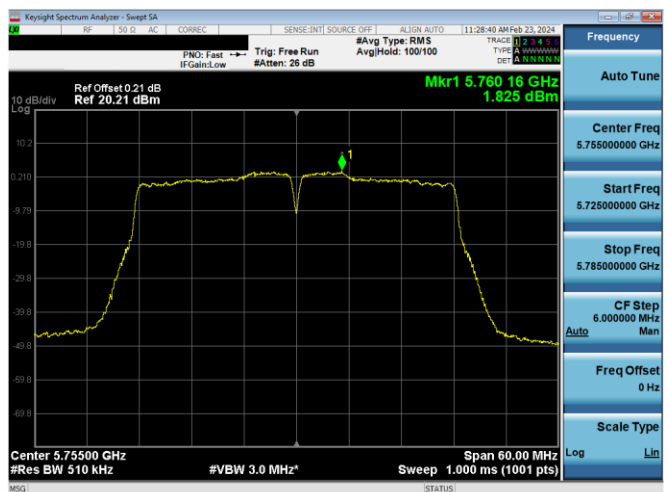
Plot 7-708. PSD CDD Primary Antenna 4a (20MHz BW 802.11n – Ch. 157, MCS10)



Plot 7-711. PSD CDD Primary Antenna WF5b (40MHz BW 802.11n – Ch. 151, MCS10)

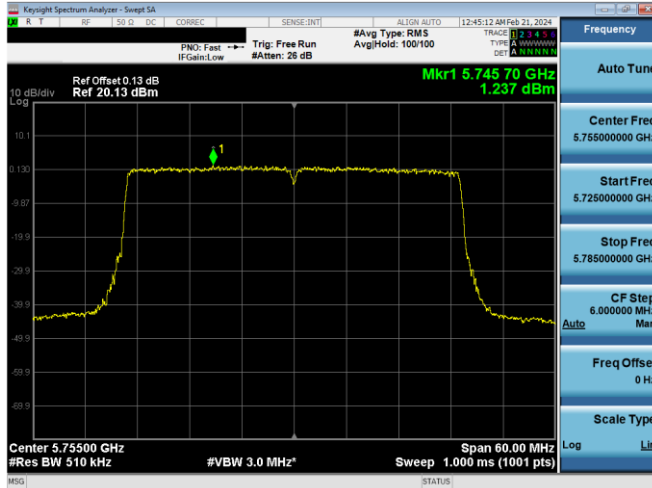


Plot 7-709. PSD CDD Primary Antenna WF5b (20MHz BW 802.11ax(SU) – Ch. 157, MCS2)

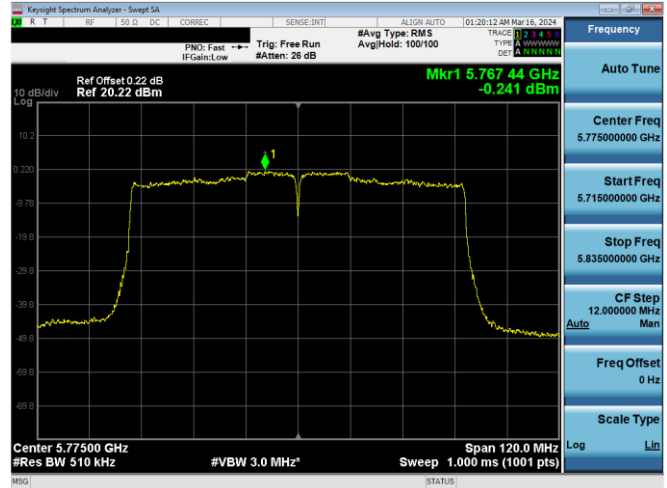


Plot 7-712. PSD CDD Primary Antenna 4a (40MHz BW 802.11n – Ch. 151, MCS10)

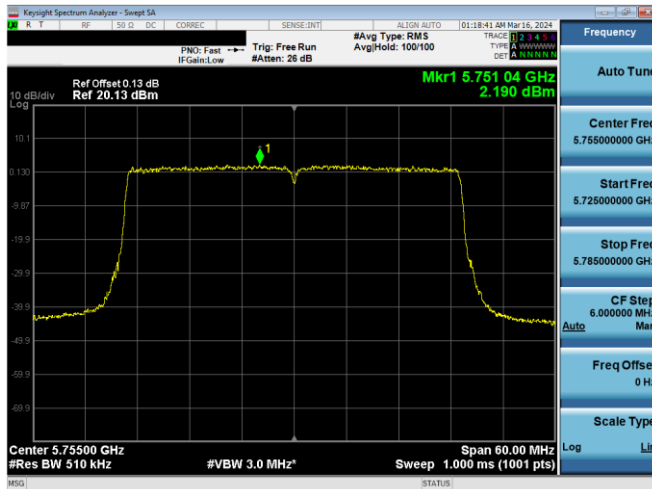
FCC ID: BCGA2837 IC: 579C-A2837	element	MEASUREMENT REPORT (CERTIFICATION)	Approved by: Technical Manager
Test Report S/N: 1C2311270068-22.BCG	Test Dates: 11/28/2023 - 1/15/2024	EUT Type: Tablet Device	Page 237 of 577



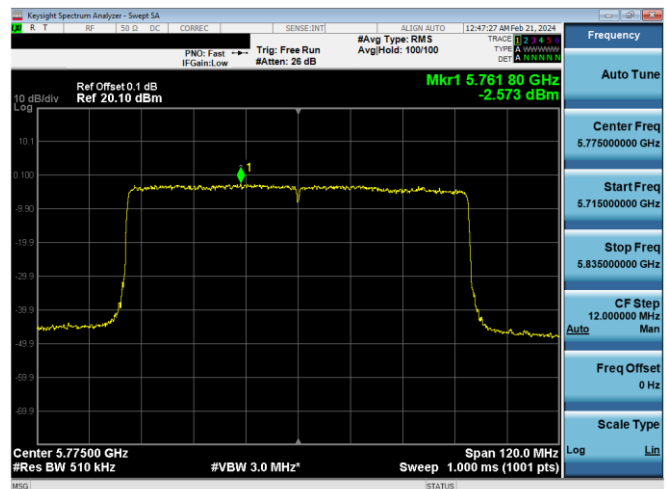
Plot 7-713. PSD CDD Primary Antenna WF5b (40MHz BW 802.11ax(SU) – Ch. 151, MCS2)



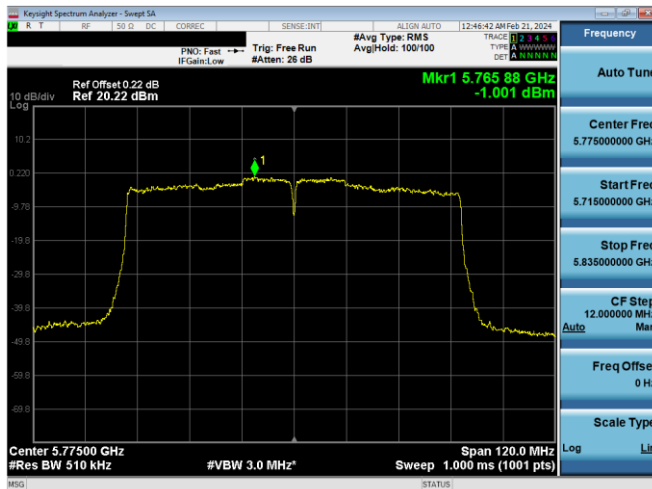
Plot 7-716. PSD CDD Primary Antenna 4a (80MHz BW 802.11ac – Ch. 155, MCS2)



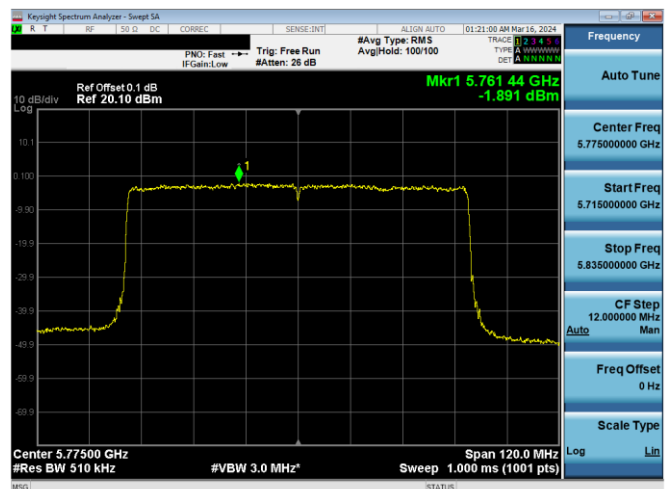
Plot 7-714. PSD CDD Primary Antenna 4a (40MHz BW 802.11ax(SU) – Ch. 151, MCS2)



Plot 7-717. PSD CDD Primary Antenna WF5b (80MHz BW 802.11ax(SU) – Ch. 155, MCS2)

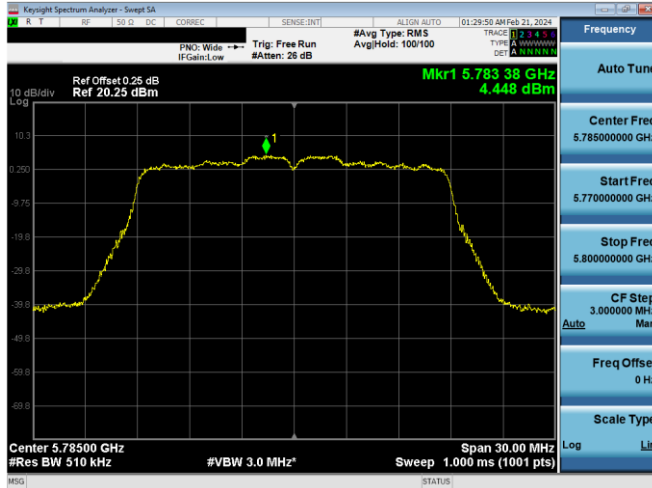


Plot 7-715. PSD CDD Primary Antenna WF5b (80MHz BW 802.11ac – Ch. 155, MCS2)

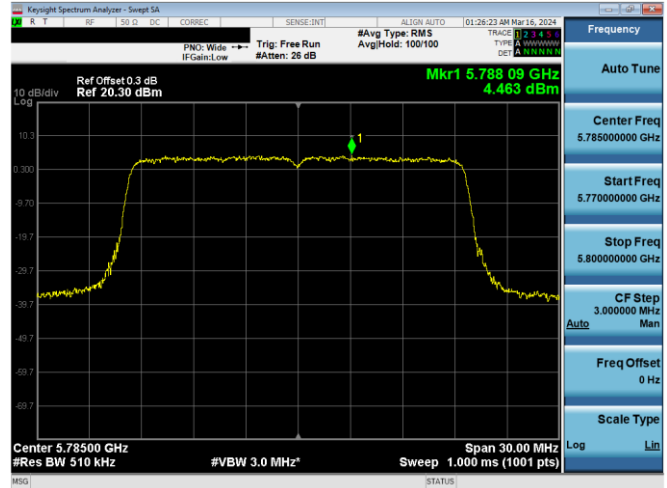


Plot 7-718. PSD CDD Primary Antenna 4a (80MHz BW 802.11ax(SU) – Ch. 155, MCS2)

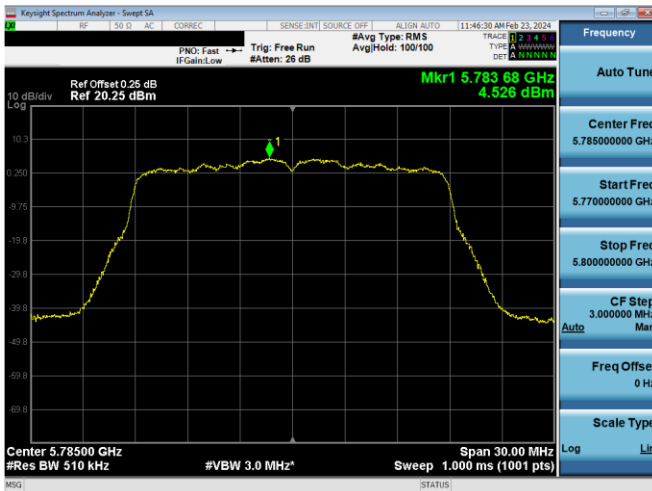
FCC ID: BCGA2837 IC: 579C-A2837	element	MEASUREMENT REPORT (CERTIFICATION)	Approved by: Technical Manager
Test Report S/N: 1C2311270068-22.BCG	Test Dates: 11/28/2023 - 1/15/2024	EUT Type: Tablet Device	Page 238 of 577



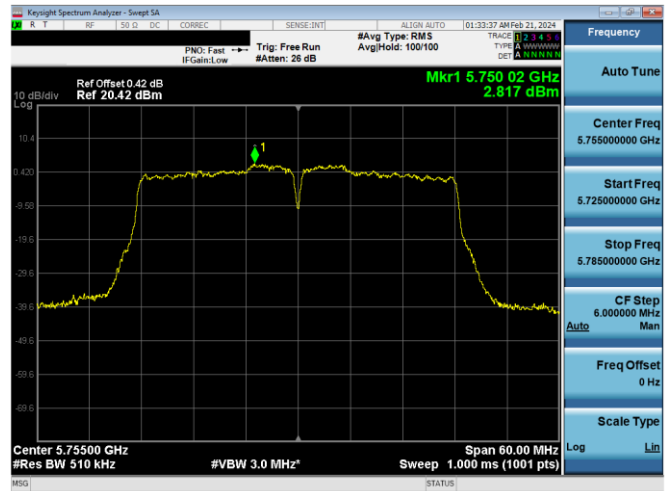
Plot 7-719. PSD CDD Primary Antenna WF5b (20MHz BW 802.11n – Ch. 157, MCS12)



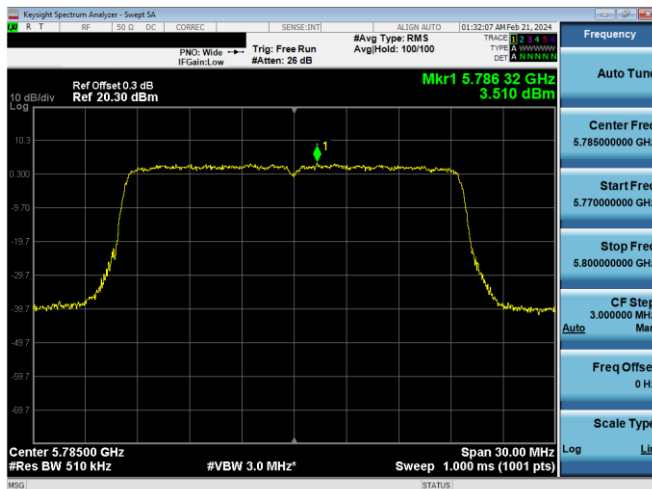
Plot 7-722. PSD CDD Primary Antenna 4a (20MHz BW 802.11ax(SU) – Ch. 157, MCS4)



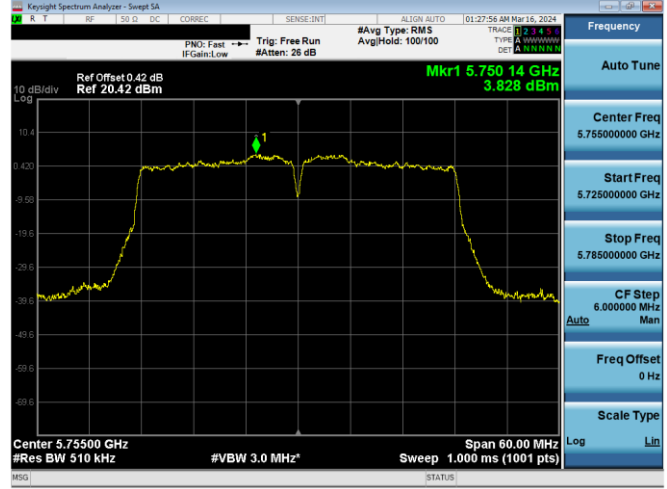
Plot 7-720. PSD CDD Primary Antenna 4a (20MHz BW 802.11n – Ch. 157, MCS12)



Plot 7-723. PSD CDD Primary Antenna WF5b (40MHz BW 802.11n – Ch. 151, MCS12)

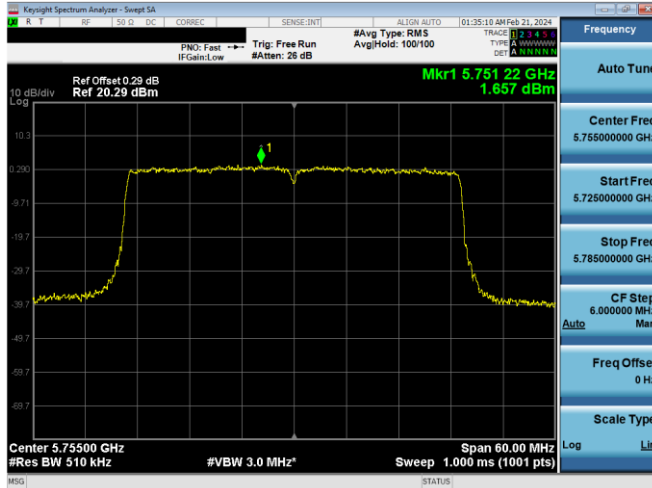


Plot 7-721. PSD CDD Primary Antenna WF5b (20MHz BW 802.11ax(SU) – Ch. 157, MCS4)

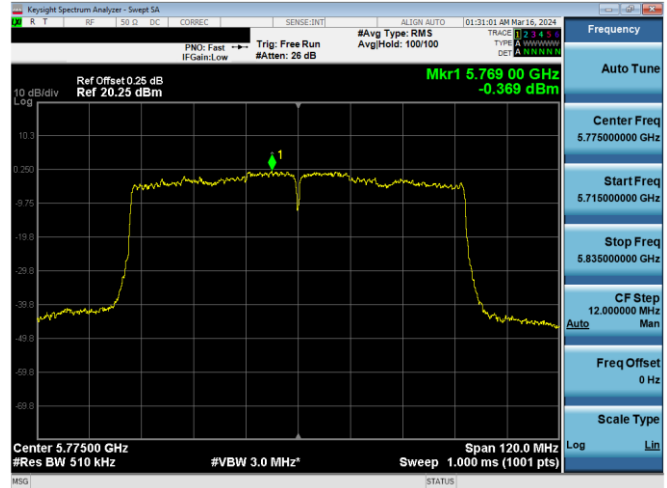


Plot 7-724. PSD CDD Primary Antenna 4a (40MHz BW 802.11n – Ch. 151, MCS12)

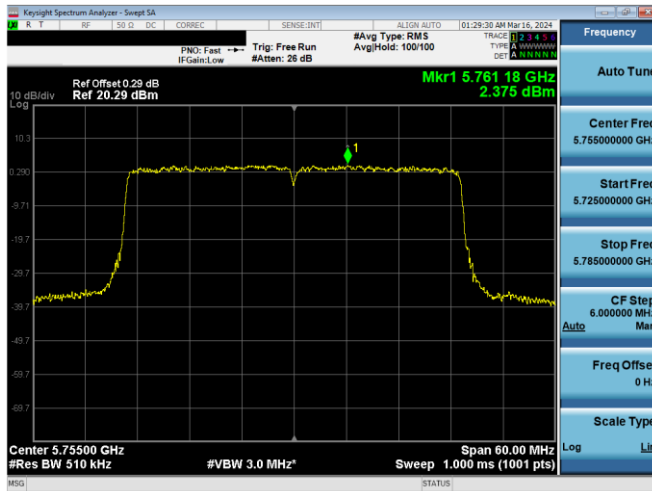
FCC ID: BCGA2837 IC: 579C-A2837		MEASUREMENT REPORT (CERTIFICATION)	Approved by: Technical Manager
Test Report S/N: 1C2311270068-22.BCG	Test Dates: 11/28/2023 - 1/15/2024	EUT Type: Tablet Device	Page 239 of 577



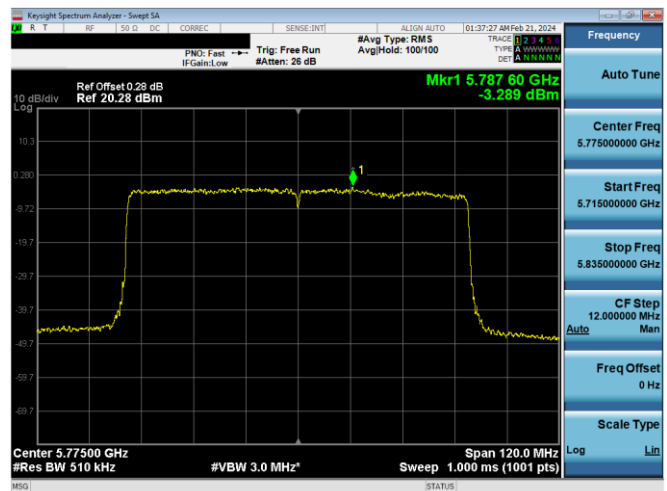
Plot 7-725. PSD CDD Primary Antenna WF5b (40MHz BW 802.11ax(SU) – Ch. 151, MCS4)



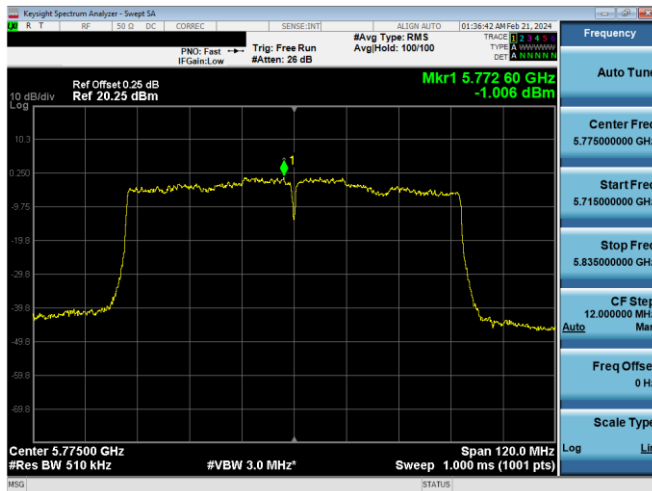
Plot 7-728. PSD CDD Primary Antenna 4a (80MHz BW 802.11ac – Ch. 155, MCS4)



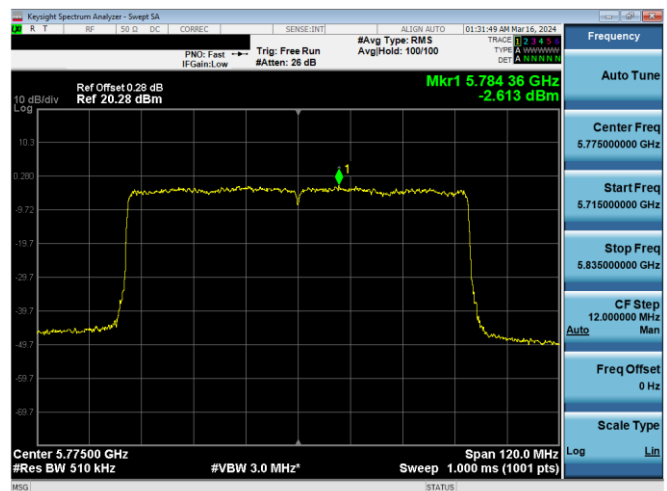
Plot 7-726. PSD CDD Primary Antenna 4a (40MHz BW 802.11ax(SU) – Ch. 151, MCS4)



Plot 7-729. PSD CDD Primary Antenna WF5b (80MHz BW 802.11ax(SU) – Ch. 155, MCS4)

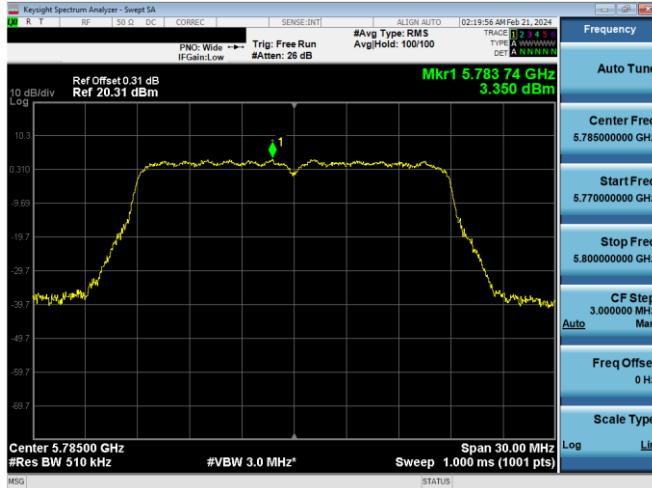


Plot 7-727. PSD CDD Primary Antenna WF5b (80MHz BW 802.11ac – Ch. 155, MCS4)

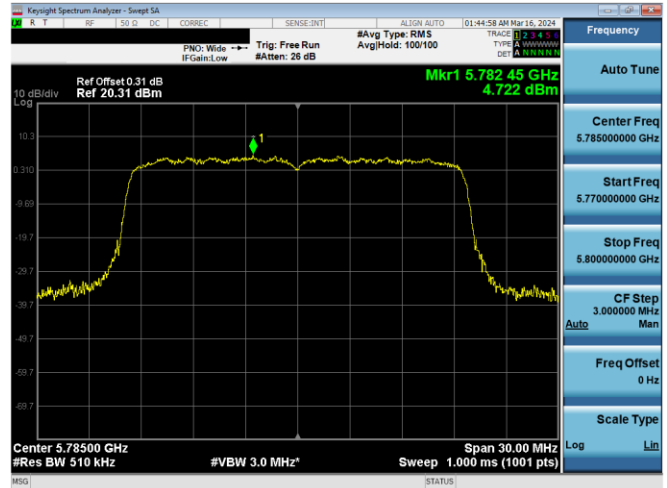


Plot 7-730. PSD CDD Primary Antenna 4a (80MHz BW 802.11ax(SU) – Ch. 155, MCS4)

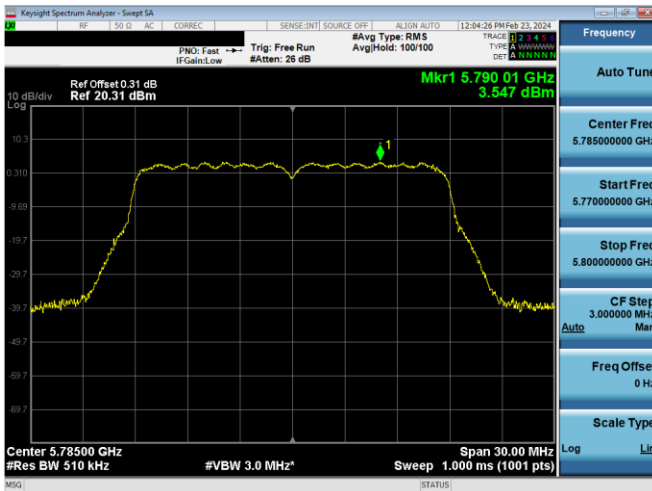
FCC ID: BCGA2837 IC: 579C-A2837	 MEASUREMENT REPORT (CERTIFICATION)		Approved by: Technical Manager
Test Report S/N: 1C2311270068-22.BCG	Test Dates: 11/28/2023 - 1/15/2024	EUT Type: Tablet Device	Page 240 of 577



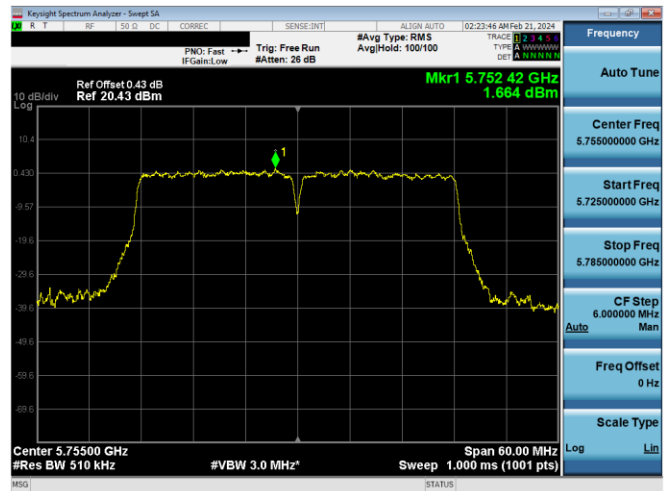
Plot 7-731. PSD CDD Primary Antenna WF5b (20MHz BW 802.11n – Ch. 157, MCS15)



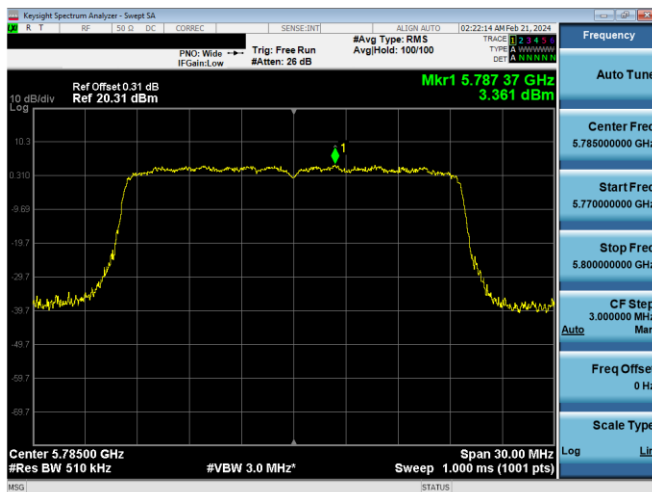
Plot 7-734. PSD CDD Primary Antenna 4a (20MHz BW 802.11ax(SU) – Ch. 157, MCS11)



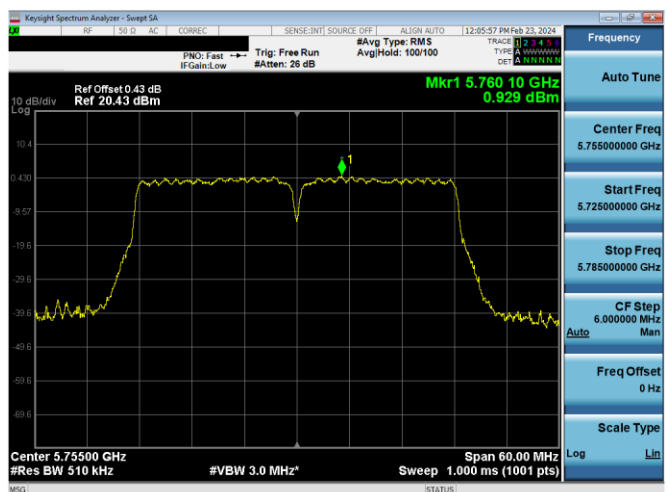
Plot 7-732. PSD CDD Primary Antenna 4a (20MHz BW 802.11n – Ch. 157, MCS15)



Plot 7-735. PSD CDD Primary Antenna WF5b (40MHz BW 802.11n – Ch. 151, MCS15)

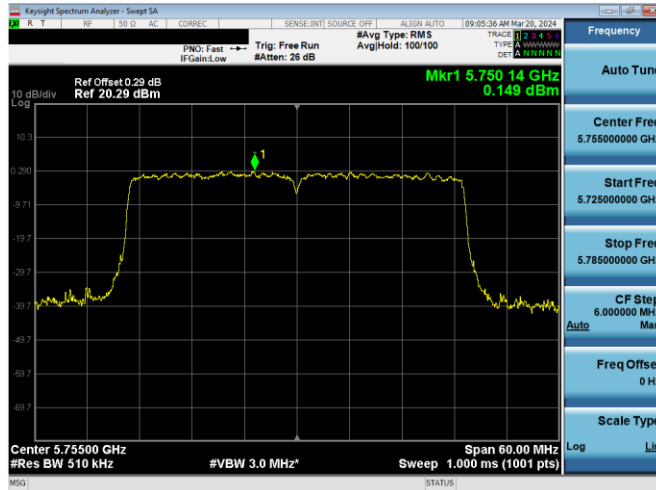


Plot 7-733. PSD CDD Primary Antenna WF5b (20MHz BW 802.11ax(SU) – Ch. 157, MCS11)

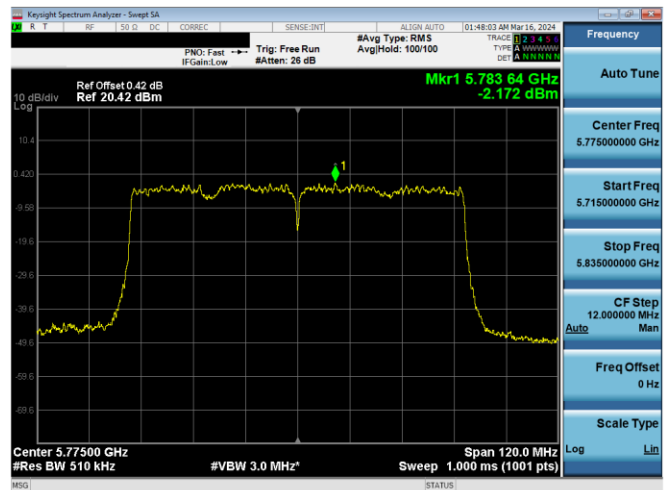


Plot 7-736. PSD CDD Primary Antenna 4a (40MHz BW 802.11n – Ch. 151, MCS15)

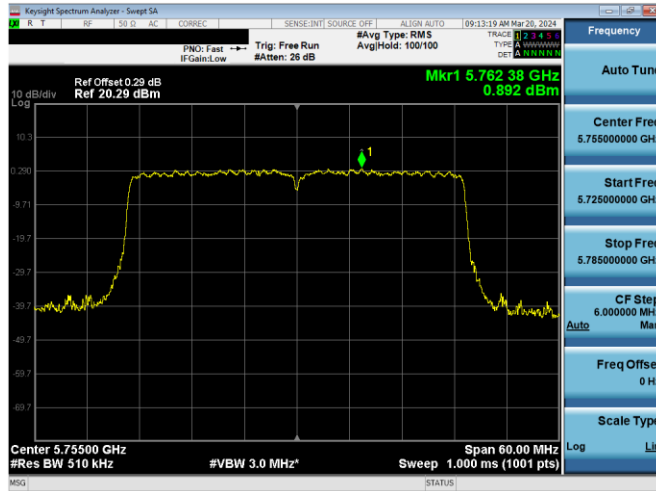
FCC ID: BCGA2837 IC: 579C-A2837	element	MEASUREMENT REPORT (CERTIFICATION)	Approved by: Technical Manager
Test Report S/N: 1C2311270068-22.BCG	Test Dates: 11/28/2023 - 1/15/2024	EUT Type: Tablet Device	Page 241 of 577



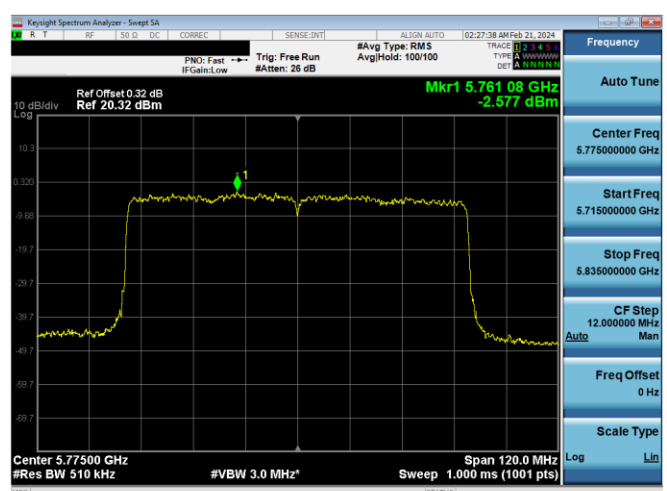
Plot 7-737. PSD CDD Primary Antenna WF5b (40MHz BW 802.11ax(SU) – Ch. 151, MCS11)



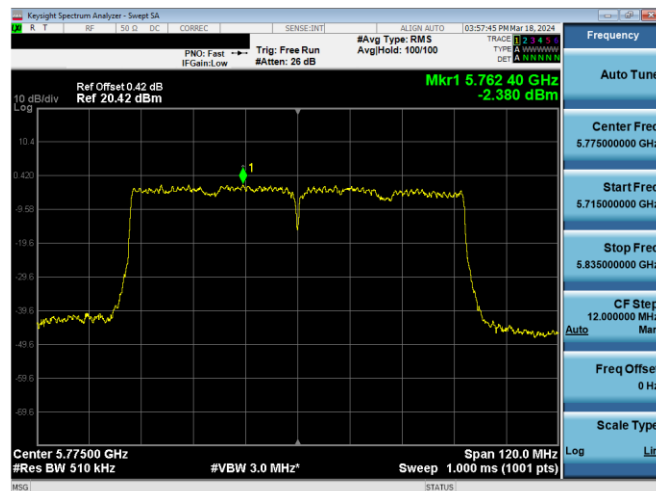
Plot 7-740. PSD CDD Primary Antenna 4a (80MHz BW 802.11ac – Ch. 155, MCS9)



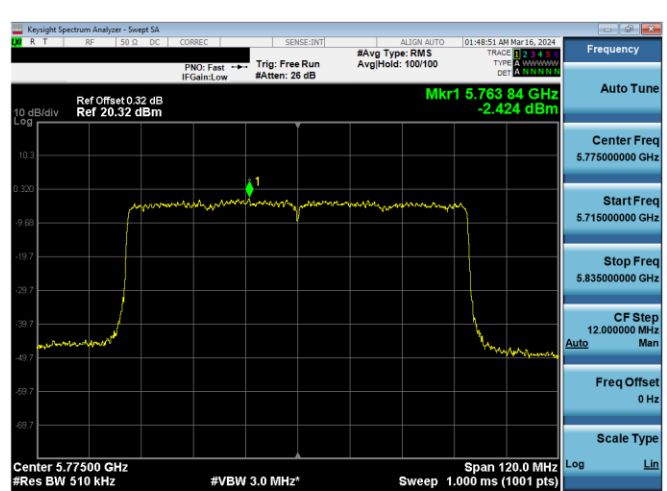
Plot 7-738. PSD CDD Primary Antenna 4a (40MHz BW 802.11ax(SU) – Ch. 151, MCS11)



Plot 7-741. PSD CDD Primary Antenna WF5b (80MHz BW 802.11ax(SU) – Ch. 155, MCS11)



Plot 7-739. PSD CDD Primary Antenna WF5b (80MHz BW 802.11ac – Ch. 155, MCS9)



Plot 7-742. PSD CDD Primary Antenna 4a (80MHz BW 802.11ax(SU) – Ch. 155, MCS11)

FCC ID: BCGA2837 IC: 579C-A2837	element	MEASUREMENT REPORT (CERTIFICATION)	Approved by: Technical Manager
Test Report S/N: 1C2311270068-22.BCG	Test Dates: 11/28/2023 - 1/15/2024	EUT Type: Tablet Device	Page 242 of 577

	Frequency [MHz]	Channel No.	802.11 MODE	Mode	Data Rate [Mbps]	Ant WF5b Power Density [dBm/MHz]	Ant 4a Power Density [dBm/MHz]	Summed Power Density [dBm/MHz]	Directoinal Antenna Gain [dBi]	e.i.r.p. Power Density [dBm/MHz]	ISED Max e.i.r.p. Power Density [dBm/MHz]	Margin [dB]
Band 1	5180	36	n (20MHz)	SDM	39/43.3 (MCS10)	3.86	3.93	6.91	1.13	5.06	10.0	-4.94
	5200	40	n (20MHz)	SDM	39/43.3 (MCS10)	3.88	3.55	6.73	1.13	4.67	10.0	-5.33
	5240	48	n (20MHz)	SDM	39/43.3 (MCS10)	4.17	4.21	7.20	1.13	5.34	10.0	-4.66
	5180	36	ax (SU) (20MHz)	SDM	48/51.6 (MCS2)	2.12	2.12	5.13	1.13	3.25	10.0	-6.75
	5200	40	ax (SU) (20MHz)	SDM	48/51.6 (MCS2)	2.05	2.20	5.13	1.13	3.32	10.0	-6.68
	5240	48	ax (SU) (20MHz)	SDM	48/51.6 (MCS2)	2.54	2.45	5.50	1.13	3.57	10.0	-6.43
	5190	38	n (40MHz)	SDM	81/60 (MCS10)	1.12	0.94	4.04	1.13	2.07	10.0	-7.93
	5230	46	n (40MHz)	SDM	81/60 (MCS10)	3.78	3.68	6.74	1.13	4.81	10.0	-5.19
	5190	38	ax (SU) (40MHz)	SDM	98/103.2 (MCS2)	-0.77	-1.03	2.11	1.13	0.09	10.0	-9.91
	5230	46	ax (SU) (40MHz)	SDM	98/103.2 (MCS2)	2.15	2.11	5.14	1.13	3.24	10.0	-6.76
	5210	42	ac (80MHz)	SDM	175.5/195 (MCS2)	-2.81	-1.97	0.64	1.13	-0.84	10.0	-10.84
	5210	42	ax (SU) (80MHz)	SDM	204/216.2 (MCS2)	-3.94	-3.22	-0.55	1.13	-2.10	10.0	-12.10
Band 1/2	5250	50	ac (160MHz)	SDM	175.5/195 (MCS2)	-6.42	-6.43	-3.42	1.13	-5.31	10.0	-15.31
	5250	50	ax (SU) (160MHz)	SDM	204/216.2 (MCS2)	-6.60	-7.31	-3.93	1.13	-6.18	10.0	-16.18

Table 7-233. ISED Band 1 e.i.r.p. Power Spectral Density Measurements SDM Primary (Low Data Rate)

	Frequency [MHz]	Channel No.	802.11 MODE	Mode	Data Rate [Mbps]	Ant WF5b Power Density [dBm/MHz]	Ant 4a Power Density [dBm/MHz]	Summed Power Density [dBm/MHz]	Directoinal Antenna Gain [dBi]	e.i.r.p. Power Density [dBm/MHz]	ISED Max e.i.r.p. Power Density [dBm/MHz]	Margin [dB]
Band 1	5180	36	n (20MHz)	SDM	78/86.7 (MCS12)	3.93	4.08	7.02	1.13	5.20	10.0	-4.80
	5200	40	n (20MHz)	SDM	78/86.7 (MCS12)	3.65	3.87	6.77	1.13	5.00	10.0	-5.00
	5240	48	n (20MHz)	SDM	78/86.7 (MCS12)	4.16	4.22	7.20	1.13	5.35	10.0	-4.65
	5180	36	ax (SU) (20MHz)	SDM	98/103.2 (MCS4)	2.10	2.07	5.10	1.13	3.20	10.0	-6.80
	5200	40	ax (SU) (20MHz)	SDM	98/103.2 (MCS4)	2.28	2.51	5.41	1.13	3.64	10.0	-6.36
	5240	48	ax (SU) (20MHz)	SDM	98/103.2 (MCS4)	2.74	2.62	5.69	1.13	3.75	10.0	-6.25
	5190	38	n (40MHz)	SDM	162/180 (MCS12)	0.89	0.66	3.79	1.13	1.79	10.0	-8.21
	5230	46	n (40MHz)	SDM	162/180 (MCS12)	3.90	3.86	6.89	1.13	4.99	10.0	-5.01
	5190	38	ax (SU) (40MHz)	SDM	196/206.5 (MCS4)	-0.74	-0.98	2.15	1.13	0.15	10.0	-9.85
	5230	46	ax (SU) (40MHz)	SDM	196/206.5 (MCS4)	2.53	2.09	5.33	1.13	3.21	10.0	-6.79
	5210	42	ac (80MHz)	SDM	351/390 (MCS4)	-3.01	-2.22	0.42	1.13	-1.09	10.0	-11.09
	5210	42	ax (SU) (80MHz)	SDM	408/432.4 (MCS4)	-4.69	-4.23	-1.44	1.13	-3.10	10.0	-13.10
Band 1/2	5250	50	ac (160MHz)	SDM	351/390 (MCS4)	-6.92	-6.54	-3.71	1.13	-5.41	10.0	-15.41
	5250	50	ax (SU) (160MHz)	SDM	408/432.4 (MCS4)	-6.93	-7.99	-4.42	1.13	-6.87	10.0	-16.87

Table 7-234. ISED Band 1 e.i.r.p. Power Spectral Density Measurements SDM Primary (Mid Data Rate)

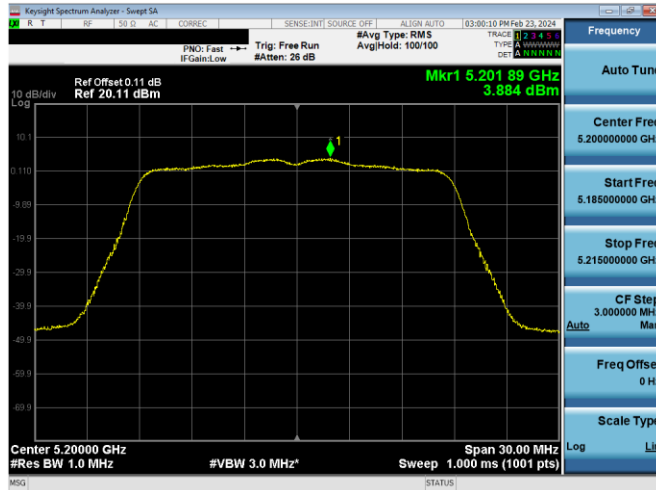
	Frequency [MHz]	Channel No.	802.11 MODE	Mode	Data Rate [Mbps]	Ant WF5b Power Density [dBm/MHz]	Ant 4a Power Density [dBm/MHz]	Summed Power Density [dBm/MHz]	Directoinal Antenna Gain [dBi]	e.i.r.p. Power Density [dBm/MHz]	ISED Max e.i.r.p. Power Density [dBm/MHz]	Margin [dB]
Band 1	5180	36	n (20MHz)	SDM	130/144.4 (MCS15)	2.45	2.61	5.54	1.13	3.73	10.0	-6.27
	5200	40	n (20MHz)	SDM	130/144.4 (MCS15)	2.43	2.75	5.60	1.13	3.88	10.0	-6.12
	5240	48	n (20MHz)	SDM	130/144.4 (MCS15)	3.01	2.86	5.95	1.13	3.99	10.0	-6.01
	5180	36	ax (SU) (20MHz)	SDM	270/286.8 (MCS11)	2.55	2.73	5.65	1.13	3.86	10.0	-6.14
	5200	40	ax (SU) (20MHz)	SDM	270/286.8 (MCS11)	2.62	2.76	5.70	1.13	3.88	10.0	-6.12
	5240	48	ax (SU) (20MHz)	SDM	270/286.8 (MCS11)	2.71	2.87	5.80	1.13	4.00	10.0	-6.00
	5190	38	n (40MHz)	SDM	270/300 (MCS15)	-0.98	-0.85	2.10	1.13	0.28	10.0	-9.72
	5230	46	n (40MHz)	SDM	270/300 (MCS15)	2.45	3.12	5.81	1.13	4.25	10.0	-5.75
	5190	38	ax (SU) (40MHz)	SDM	271/286.8 (MCS11)	-1.87	-1.71	1.22	1.13	-0.58	10.0	-10.58
	5230	46	ax (SU) (40MHz)	SDM	271/286.8 (MCS11)	2.34	2.59	5.48	1.13	3.71	10.0	-6.29
	5210	42	ac (80MHz)	SDM	780/866.7 (MCS9)	-4.29	-3.64	-0.95	1.13	-2.51	10.0	-12.51
	5210	42	ax (SU) (80MHz)	SDM	1134/1201 (MCS11)	-4.97	-4.61	-1.77	1.13	-3.48	10.0	-13.48
Band 1/2	5250	50	ac (160MHz)	SDM	780/866.7 (MCS9)	-7.99	-8.42	-5.19	1.13	-7.29	10.0	-17.29
	5250	50	ax (SU) (160MHz)	SDM	1134/1201 (MCS11)	-8.25	-8.34	-5.28	1.13	-7.21	10.0	-17.21

Table 7-235. ISED Band 1 e.i.r.p. Power Spectral Density Measurements SDM Primary (High Data Rate)

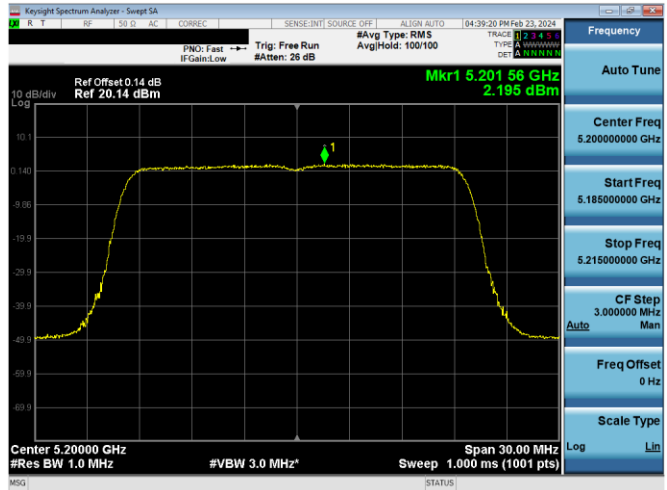
FCC ID: BCGA2837 IC: 579C-A2837		MEASUREMENT REPORT (CERTIFICATION)		Approved by: Technical Manager
Test Report S/N: 1C2311270068-22.BCG	Test Dates: 11/28/2023 - 1/15/2024	EUT Type: Tablet Device		Page 243 of 577

V 10.5 12/15/2021

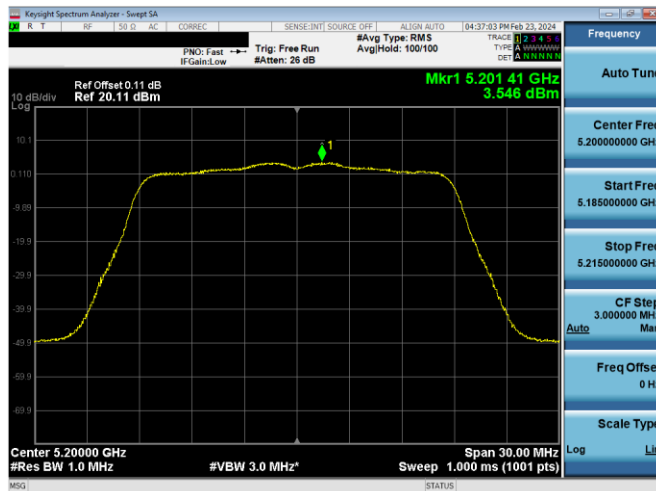
Unless otherwise specified, no part of this report may be reproduced or utilized in any part, form or by any means, electronic or mechanical, including photocopying and microfilm, without permission in writing from Element. If you have any questions about this or have an enquiry about obtaining additional rights to this report or assembly of contents thereof, please contact ct.info@element.com.



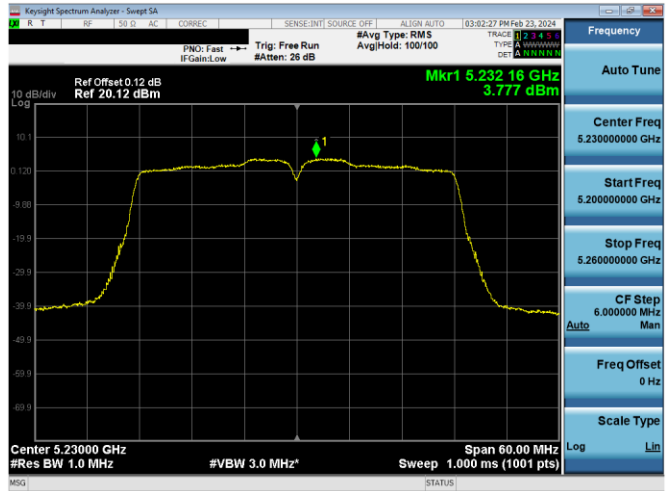
Plot 7-743. ISED PSD SDM Primary Antenna WF5b (20MHz BW 11n - Ch.40, MCS10)



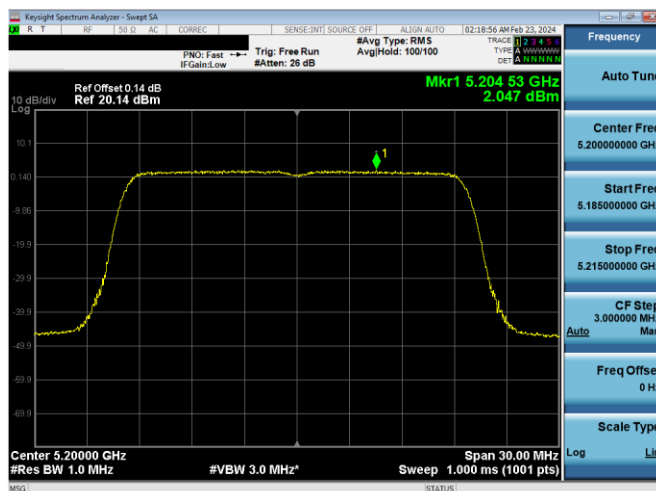
Plot 7-746. ISED PSD SDM Primary Antenna 4a (20MHz BW 11ax(SU) - Ch.40, MCS2)



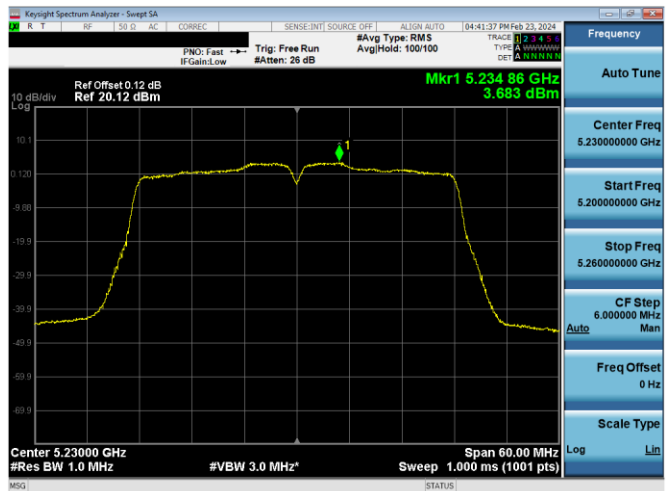
Plot 7-744. ISED PSD SDM Primary Antenna 4a (20MHz BW 11n - Ch.40, MCS10)



Plot 7-747. ISED PSD SDM Primary Antenna WF5b (40MHz BW 11n - Ch.46, MCS10)

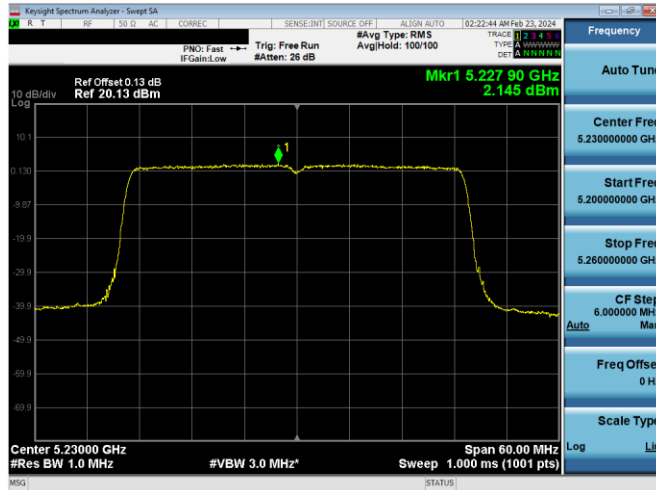


Plot 7-745. ISED PSD SDM Primary Antenna WF5b (20MHz BW 11ax(SU) - Ch.40, MCS2)

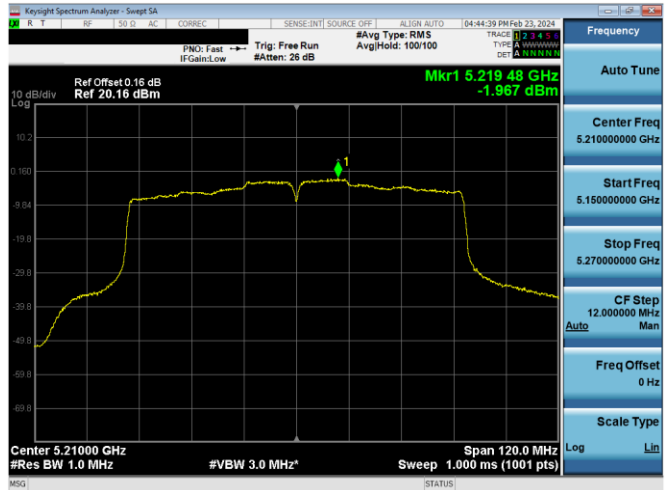


Plot 7-748. ISED PSD SDM Primary Antenna 4a (40MHz BW 11n - Ch.46, MCS10)

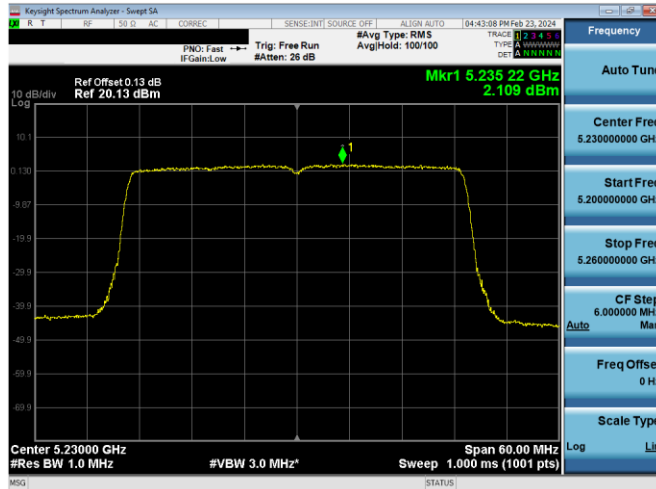
FCC ID: BCGA2837 IC: 579C-A2837	element	MEASUREMENT REPORT (CERTIFICATION)	Approved by: Technical Manager
Test Report S/N: 1C2311270068-22.BCG	Test Dates: 11/28/2023 - 1/15/2024	EUT Type: Tablet Device	Page 244 of 577



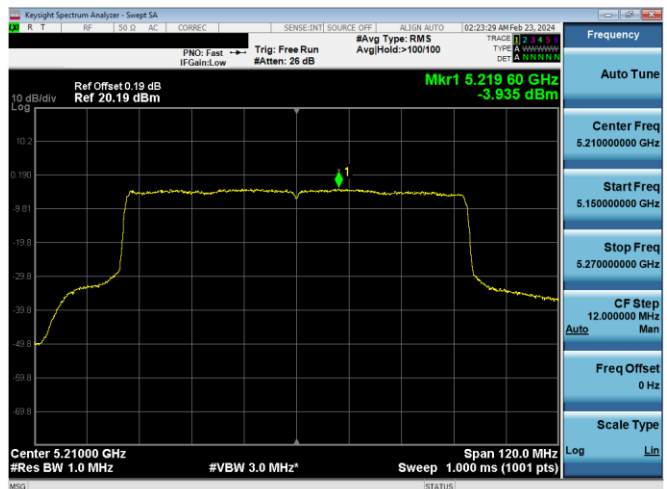
Plot 7-749. ISED PSD SDM Primary Antenna WF5b (40MHz BW 11ax(SU) – Ch.46, MCS2)



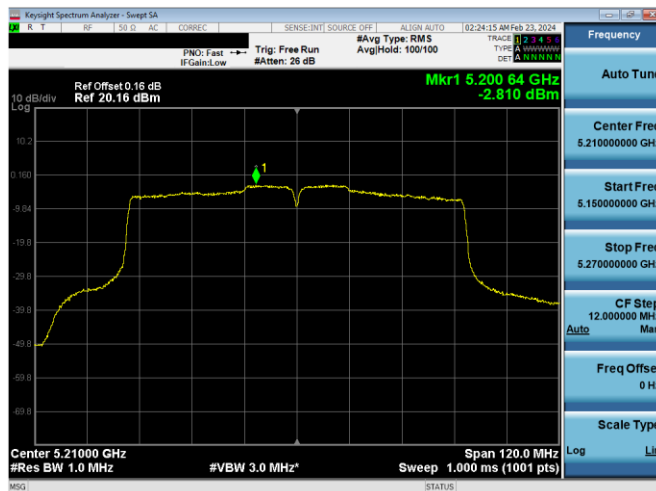
Plot 7-752. ISED PSD CDD Primary Antenna 4a (80MHz BW 11ac – Ch.42, MCS2)



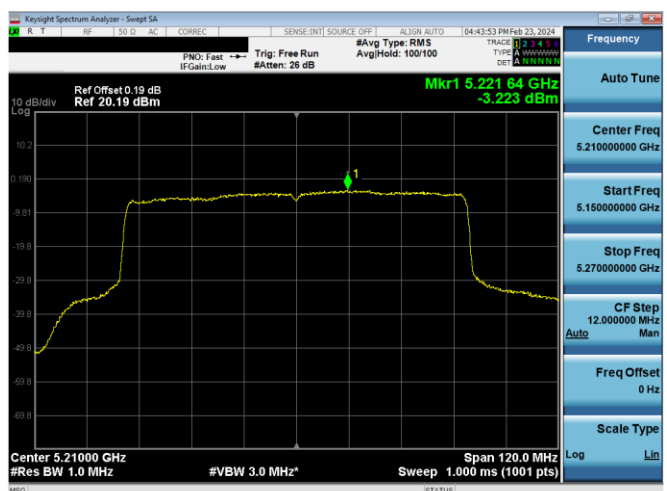
Plot 7-750. ISED PSD CDD Primary Antenna 4a (80MHz BW 11ac – Ch.42, MCS2)



Plot 7-753. ISED PSD CDD Primary Antenna WF5b (80MHz BW 11ax (SU) – Ch.42, MCS2)

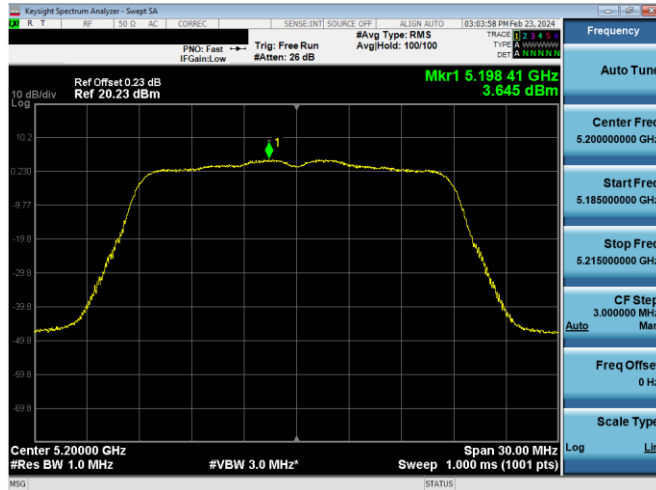


Plot 7-751. ISED PSD CDD Primary Antenna WF5b (80MHz BW 11ac – Ch.42, MCS2)

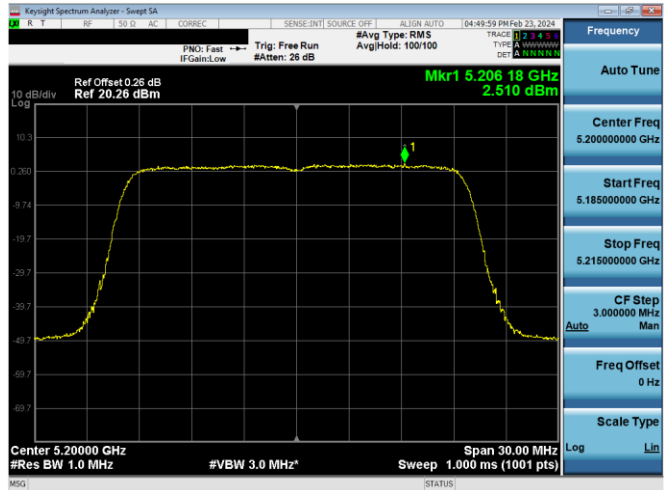


Plot 7-754. ISED PSD CDD Primary Antenna 4a (80MHz BW 11ax (SU) – Ch.42, MCS2)

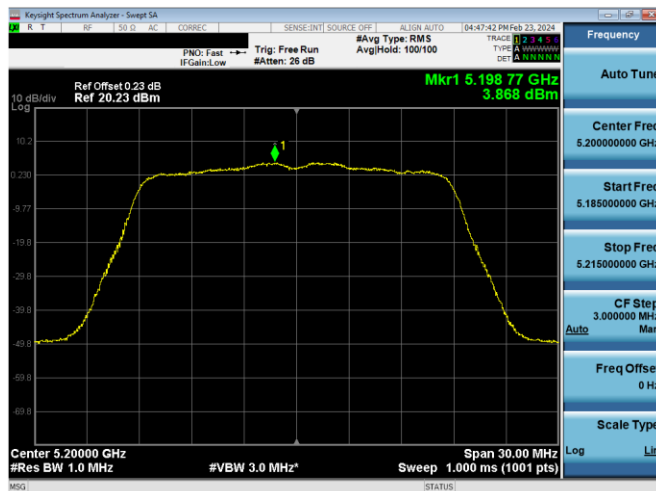
FCC ID: BCGA2837 IC: 579C-A2837	element	MEASUREMENT REPORT (CERTIFICATION)	Approved by: Technical Manager
Test Report S/N: 1C2311270068-22.BCG	Test Dates: 11/28/2023 - 1/15/2024	EUT Type: Tablet Device	Page 245 of 577



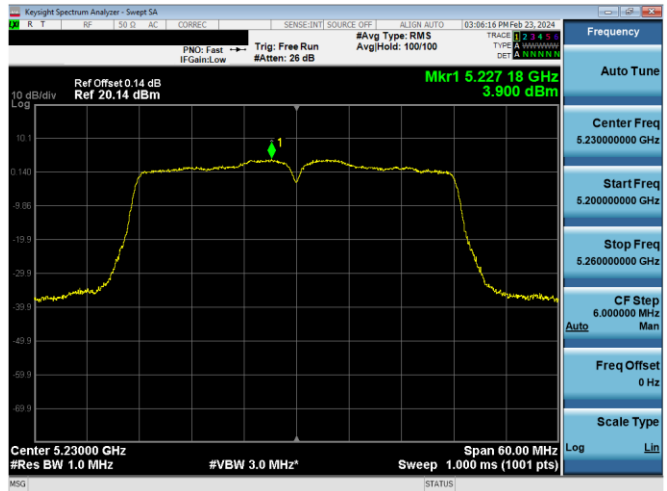
Plot 7-755. ISED PSD SDM Primary Antenna WF5b (20MHz BW 11n – Ch.40, MCS12)



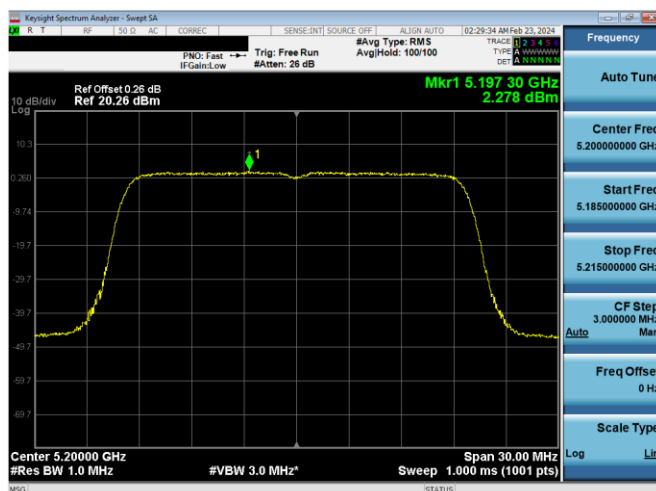
Plot 7-758. ISED PSD SDM Primary Antenna 4a (20MHz BW 11ax(SU) – Ch.40, MCS4)



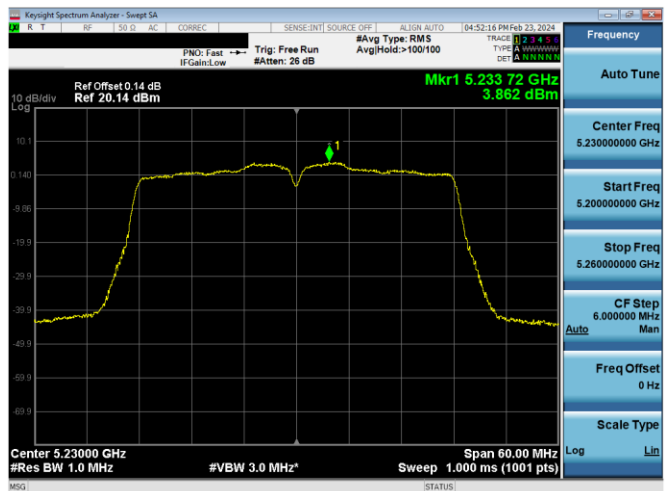
Plot 7-756. ISED PSD SDM Primary Antenna 4a (20MHz BW 11n – Ch.40, MCS12)



Plot 7-759. ISED PSD SDM Primary Antenna WF5b (40MHz BW 11n – Ch.46, MCS12)

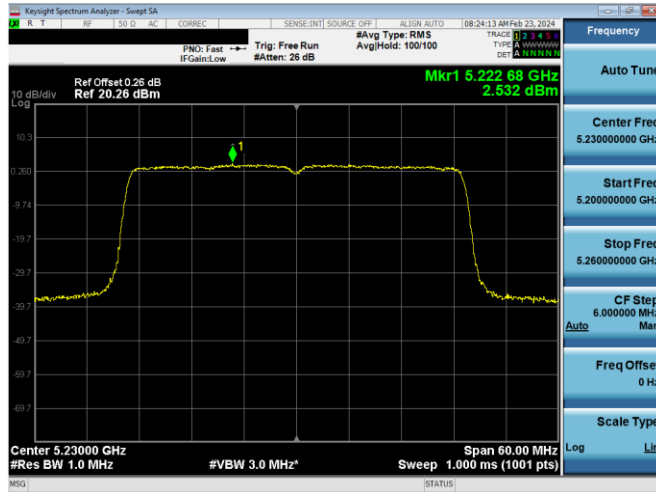


Plot 7-757. ISED PSD SDM Primary Antenna WF5b (20MHz BW 11ax(SU) – Ch.40, MCS4)

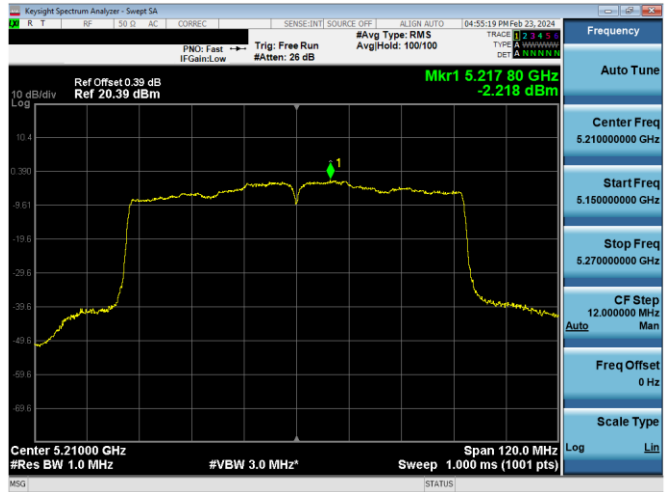


Plot 7-760. ISED PSD SDM Primary Antenna 4a (40MHz BW 11n – Ch.46, MCS12)

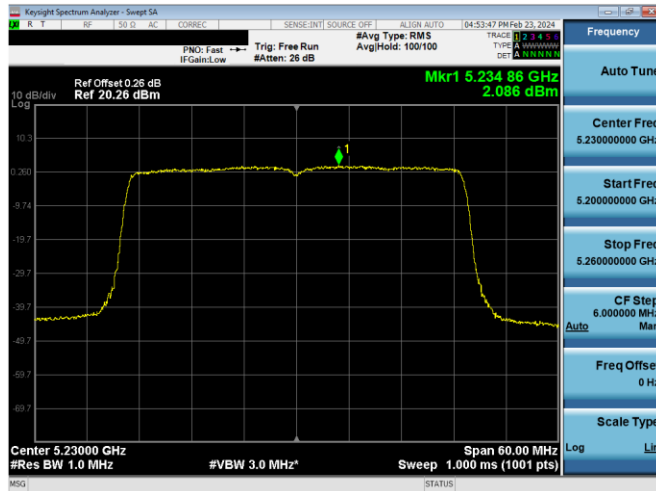
FCC ID: BCGA2837 IC: 579C-A2837	element	MEASUREMENT REPORT (CERTIFICATION)	Approved by: Technical Manager
Test Report S/N: 1C2311270068-22.BCG	Test Dates: 11/28/2023 - 1/15/2024	EUT Type: Tablet Device	Page 246 of 577



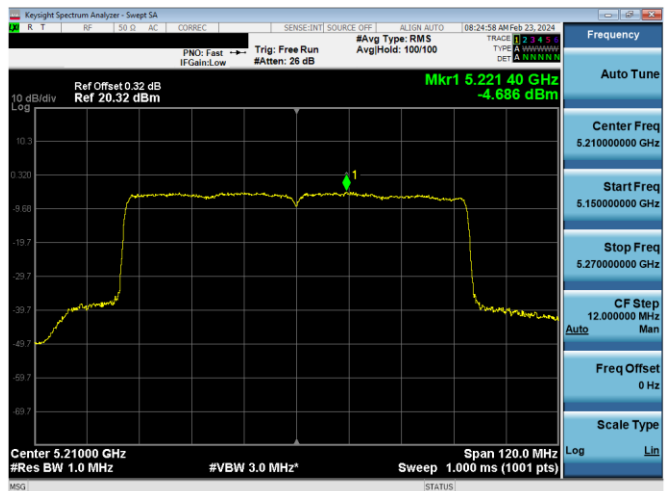
Plot 7-761. ISED PSD SDM Primary Antenna WF5b (40MHz BW 11ax(SU) – Ch.46, MCS4)



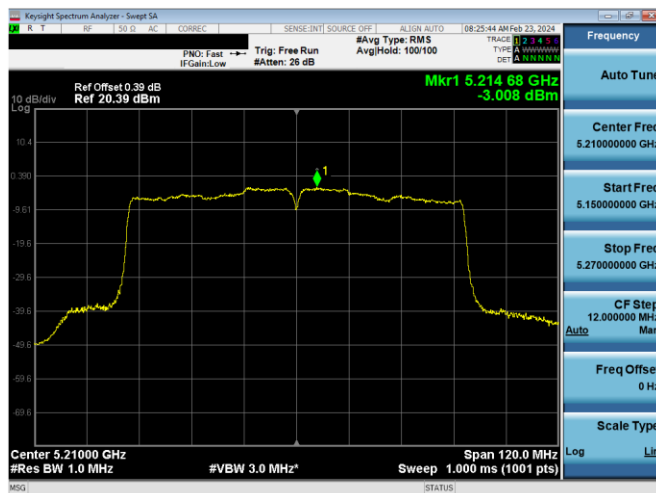
Plot 7-764. ISED PSD CDD Primary Antenna 4a (80MHz BW 11ac – Ch.42, MCS4)



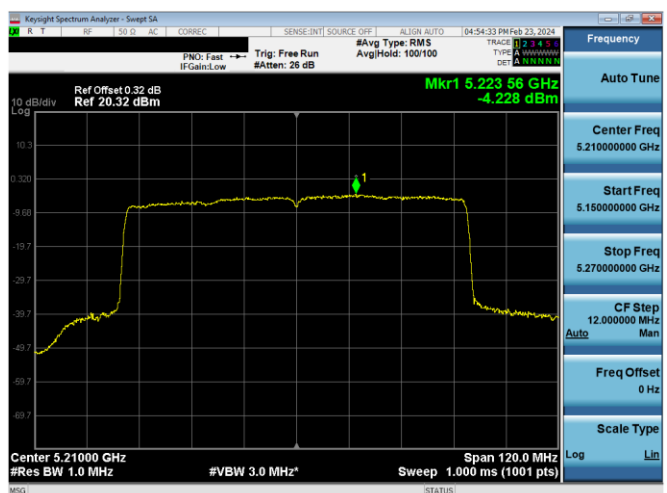
Plot 7-762. ISED PSD SDM Primary Antenna 4a (40MHz BW 11ax(SU) – Ch.46, MCS4)



Plot 7-765. ISED PSD CDD Primary Antenna WF5b (80MHz BW 11ax (SU) – Ch.42, MCS4)



Plot 7-763. ISED PSD CDD Primary Antenna WF5b (80MHz BW 11ac – Ch.42, MCS4)



Plot 7-766. ISED PSD CDD Primary Antenna 4a (80MHz BW 11ax (SU) – Ch.42, MCS4)

FCC ID: BCGA2837 IC: 579C-A2837	element	MEASUREMENT REPORT (CERTIFICATION)	Approved by: Technical Manager
Test Report S/N: 1C2311270068-22.BCG	Test Dates: 11/28/2023 - 1/15/2024	EUT Type: Tablet Device	Page 247 of 577