

## TEST SETUP PHOTOGRAPHS




**Figure 1: AC Line Conducted Emissions (Front View)**




**Figure 2: AC Line Conducted Emissions (Side View)**



**Figure 3: Above 960MHz Test Setup**




**Figure 4: 30MHz-960MHz Test Setup (Front View)**

 element	Apple Inc. FCC ID: BCGA2825, IC: 579C-A2825	Model/HVIN: A2825
Test Set-Up Photos	EUT Type: Smart Speaker	Page 2 of 3



**Figure 5: 30MHz-960MHz Test Setup (Rear View)**



**Figure 6: 9kHz-30MHz Test Setup (Front View)**