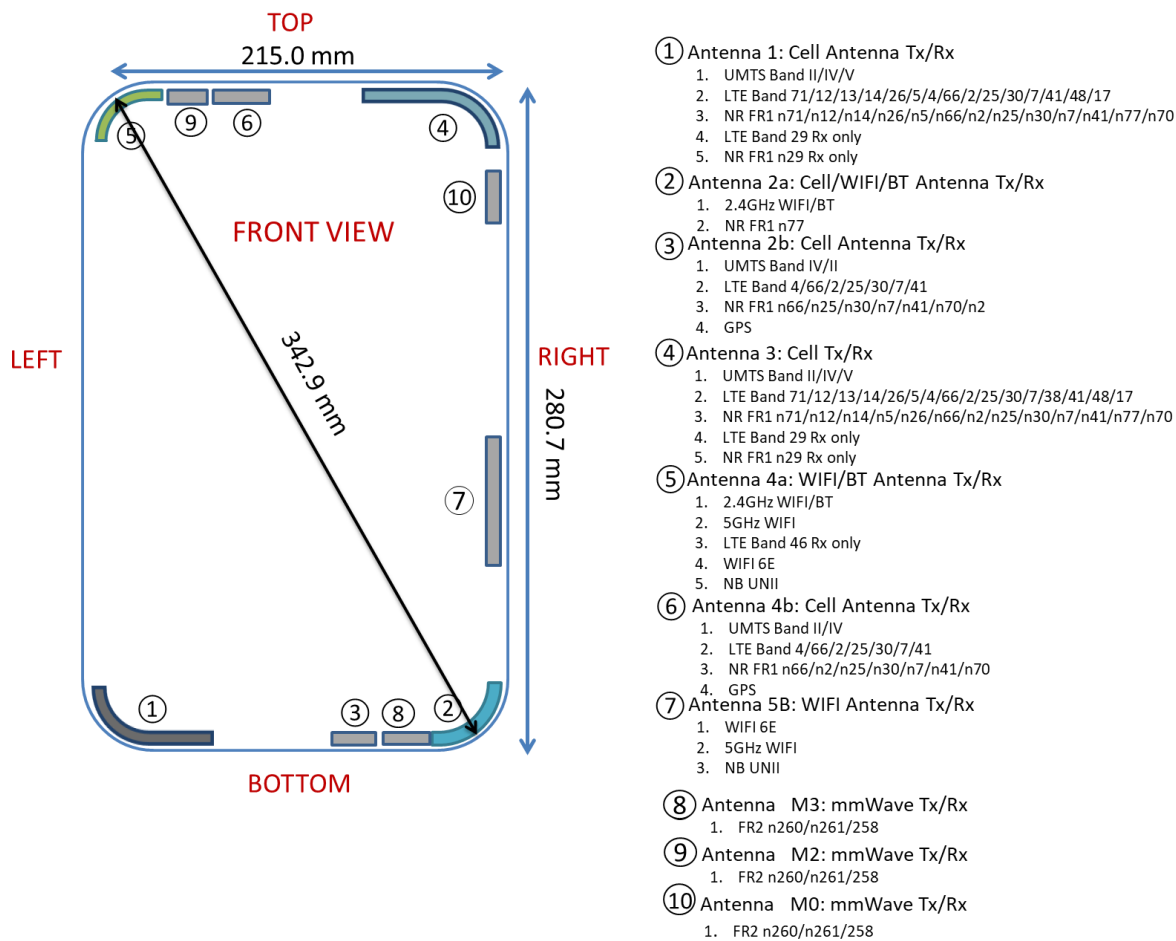
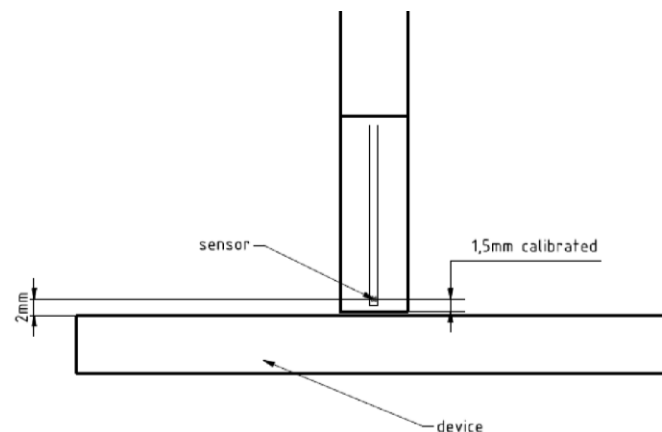


## APPENDIX G: DUT ANTENNA DIAGRAM & TEST SETUP PHOTOGRAPHS



**Figure G-1**  
**DUT Antenna Locations**

Note: Exact antenna dimensions and separation distances are shown in the Technical Descriptions in the FCC Filing.




**Figure G-2**  
**EUMmWVx Probe**


Note: Distances below are distance from device surface to sensor-center. Therefore, distances include 1.5 mm for Probe Tip to Sensor Calibration Points.

FCC ID: BCGA2764	WIFI 6 GHZ RF EXPOSURE EVALUATION	Approved by: Technical Manager
Apparatus/Device: Tablet Device		APPENDIX G: Page 2 of 6

REV 2.0




**Figure G-3**  
**SAR Test Setup Photo – Back Side at 0 mm – Antenna 4A**




**Figure G-4**  
**SAR Test Setup Photo – Back Side at 0 mm – Antenna 5B**

<b>FCC ID:</b> BCGA2764	<b>WIFI 6 GHZ RF EXPOSURE EVALUATION</b>	<b>Approved by:</b> Technical Manager
<b>Apparatus/Device:</b> Tablet Device		<b>APPENDIX G:</b> Page 3 of 6

REV 2.0



**Figure G-5**  
**SAR Test Setup Photo –Top Edge at 0 mm**



**Figure G-6**  
**SAR Test Setup Photo – Bottom Edge at 0 mm**

<b>FCC ID:</b> BCGA2764	<b>WIFI 6 GHZ RF EXPOSURE EVALUATION</b>	<b>Approved by:</b> Technical Manager
<b>Apparatus/Device:</b> Tablet Device		<b>APPENDIX G:</b> Page 4 of 6

REV 2.0

Unless otherwise specified, no part of this report may be reproduced or utilized in any part, form or by any means, electronic or mechanical, including photocopying and microfilm, without permission in writing from Element. If you have any questions about this or have an enquiry about obtaining additional rights to this report or assembly of contents thereof, please contact [CT.INFO@ELEMENT.COM](mailto:CT.INFO@ELEMENT.COM).



**Figure G-7**  
**SAR Test Setup Photo – Right Edge at 0 mm – Antenna 4A**



**Figure G-8**  
**SAR Test Setup Photo – Right Edge at 0 mm – Antenna 5B**

<b>FCC ID:</b> BCGA2764	<b>WIFI 6 GHZ RF EXPOSURE EVALUATION</b>	<b>Approved by:</b> Technical Manager
<b>Apparatus/Device:</b> Tablet Device		<b>APPENDIX G:</b> Page 5 of 6

REV 2.0

Unless otherwise specified, no part of this report may be reproduced or utilized in any part, form or by any means, electronic or mechanical, including photocopying and microfilm, without permission in writing from Element. If you have any questions about this or have an enquiry about obtaining additional rights to this report or assembly of contents thereof, please contact [CT.INFO@ELEMENT.COM](mailto:CT.INFO@ELEMENT.COM).



**Figure G-9**  
**SAR Test Setup Photo – Left Edge at 0mm – Antenna 4A**



**Figure G-10**  
**SAR Test Setup Photo – Left Edge at 0mm – Antenna 5B**

<b>FCC ID:</b> BCGA2764	<b>WIFI 6 GHZ RF EXPOSURE EVALUATION</b>	<b>Approved by:</b> Technical Manager
<b>Apparatus/Device:</b> Tablet Device		<b>APPENDIX G:</b> Page 6 of 6

REV 2.0

Unless otherwise specified, no part of this report may be reproduced or utilized in any part, form or by any means, electronic or mechanical, including photocopying and microfilm, without permission in writing from Element. If you have any questions about this or have an enquiry about obtaining additional rights to this report or assembly of contents thereof, please contact [CT.INFO@ELEMENT.COM](mailto:CT.INFO@ELEMENT.COM).