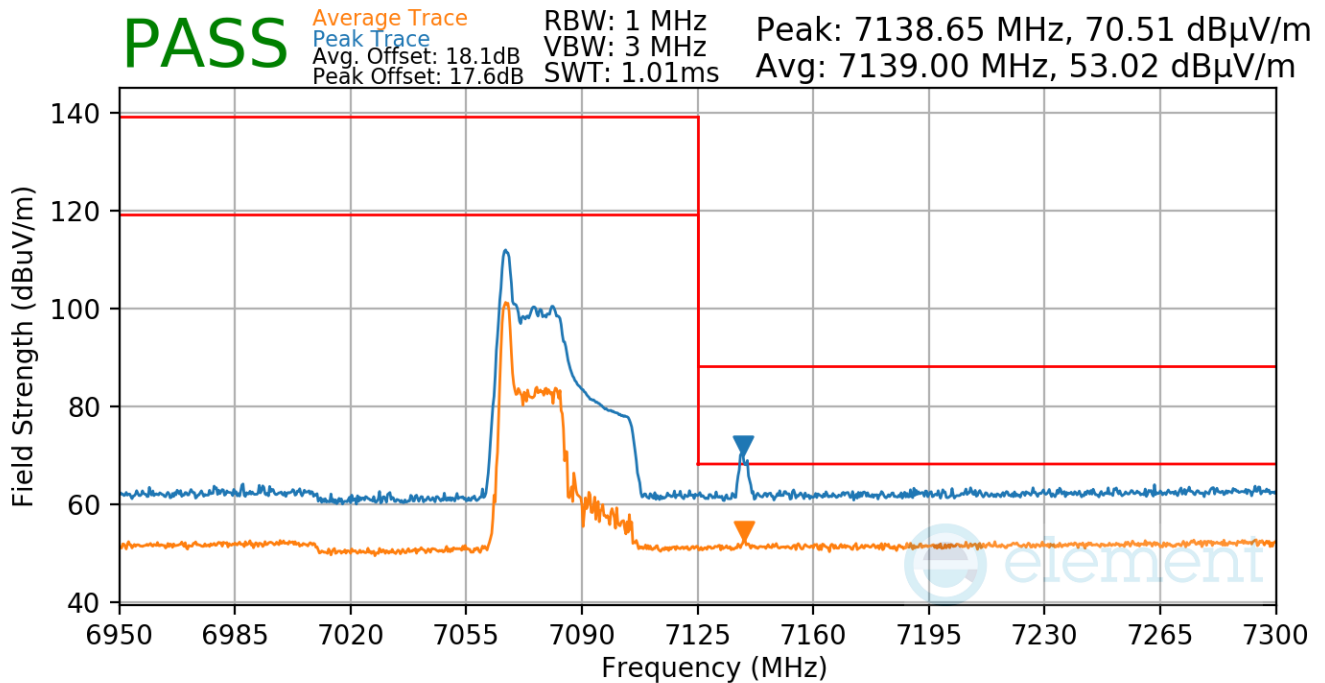



Worst Case Mode: 802.11ax
 Worst Case Transfer Rate: MCS11
 Distance of Measurements: 3 Meters
 Operating Frequency: 7085MHz
 Channel: 227



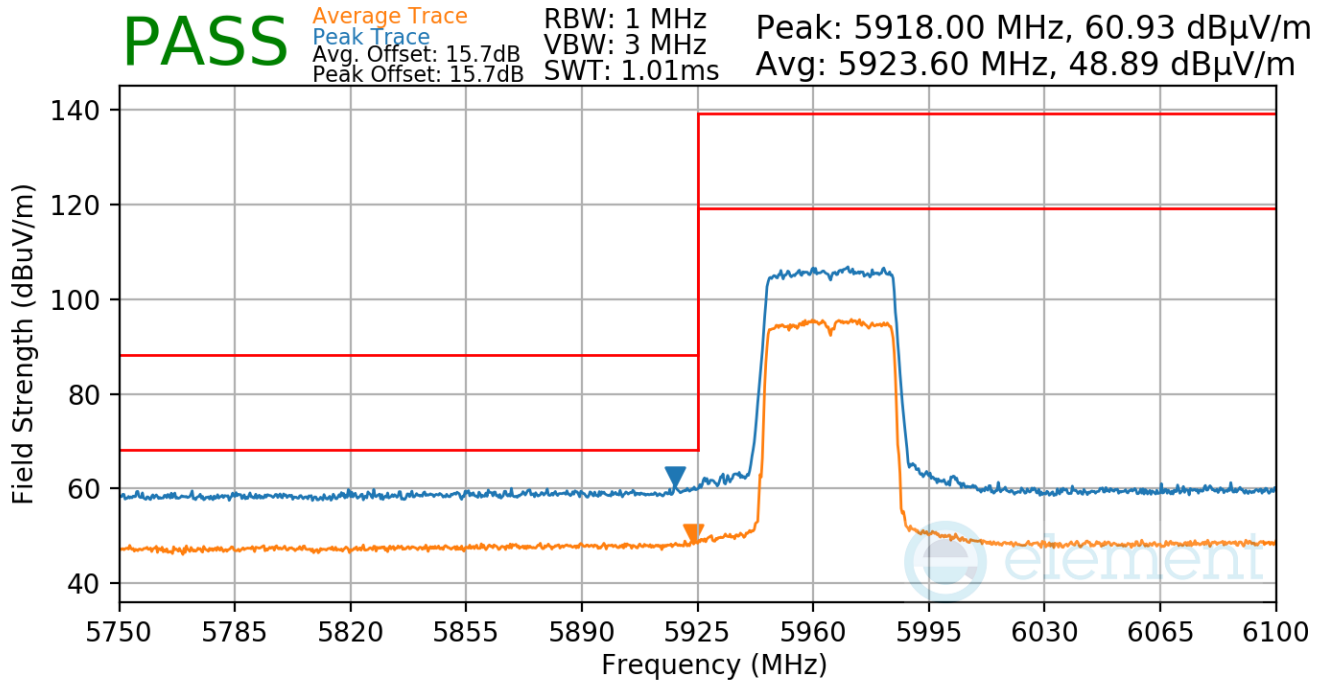
Plot 7-766. Antenna 5b Radiated Lower Band Edge (Peak & Average – UNII Band 8 – RU26)

FCC ID: BCGA2764 IC: 579C-A2764	 MEASUREMENT REPORT (CERTIFICATION)		Approved by: Technical Manager
Test Report S/N: 1C2205090028-22-R3.BCG	Test Dates: 5/30/2022 - 9/16/2022	EUT Type: Tablet Device	Page 270 of 324

V 10.5 12/15/2021

RU484

Worst Case Mode: 802.11ax
 Worst Case Transfer Rate: MCS11
 Distance of Measurements: 3 Meters
 Operating Frequency: 5965MHz
 Channel: 3

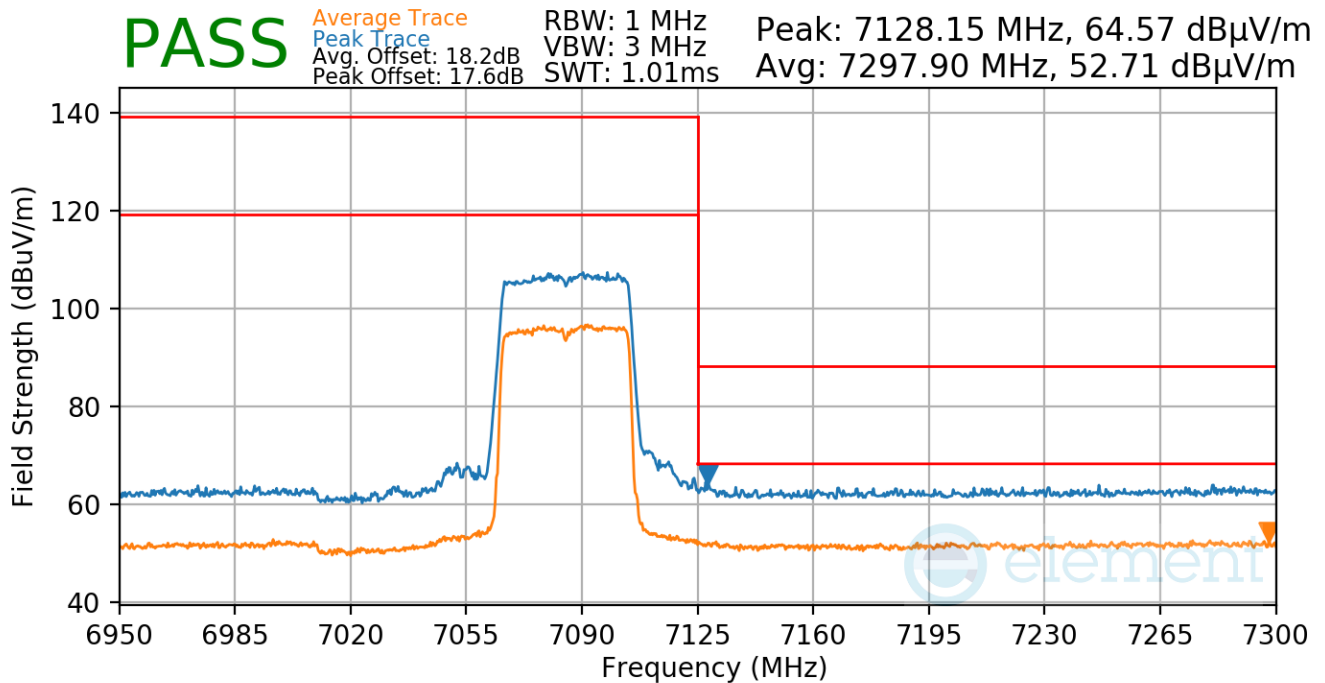


Plot 7-767. Antenna 5b Radiated Lower Band Edge (Peak & Average – UNII Band 5 – RU484)

FCC ID: BCGA2764 IC: 579C-A2764		MEASUREMENT REPORT (CERTIFICATION)	Approved by: Technical Manager
Test Report S/N: 1C2205090028-22-R3.BCG	Test Dates: 5/30/2022 - 9/16/2022	EUT Type: Tablet Device	Page 271 of 324

V 10.5 12/15/2021

Worst Case Mode: 802.11ax
 Worst Case Transfer Rate: MCS11
 Distance of Measurements: 3 Meters
 Operating Frequency: 7085MHz
 Channel: 227



Plot 7-768. Antenna 5b Radiated Lower Band Edge (Peak & Average – UNII Band 8 – RU484)

FCC ID: BCGA2764 IC: 579C-A2764	 MEASUREMENT REPORT (CERTIFICATION)		Approved by: Technical Manager
Test Report S/N: 1C2205090028-22-R3.BCG	Test Dates: 5/30/2022 - 9/16/2022	EUT Type: Tablet Device	Page 272 of 324

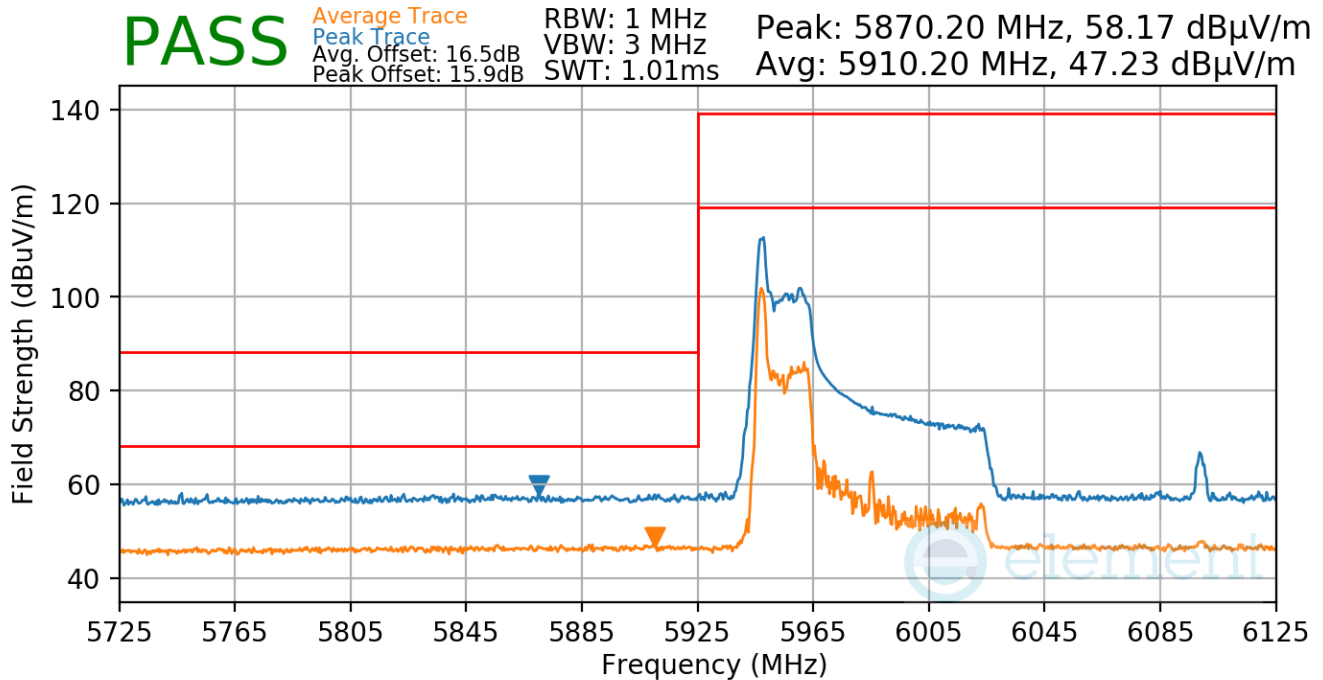
V 10.5 12/15/2021

7.7.6 Antenna 5b Radiated Band Edge Measurements (80MHz BW)

§15.407(b.1)(b.2) §15.205 §15.209; RSS-Gen [8.9]

RU26

Worst Case Mode:	802.11ax
Worst Case Transfer Rate:	MCS11
Distance of Measurements:	3 Meters
Operating Frequency:	5985MHz
Channel:	7

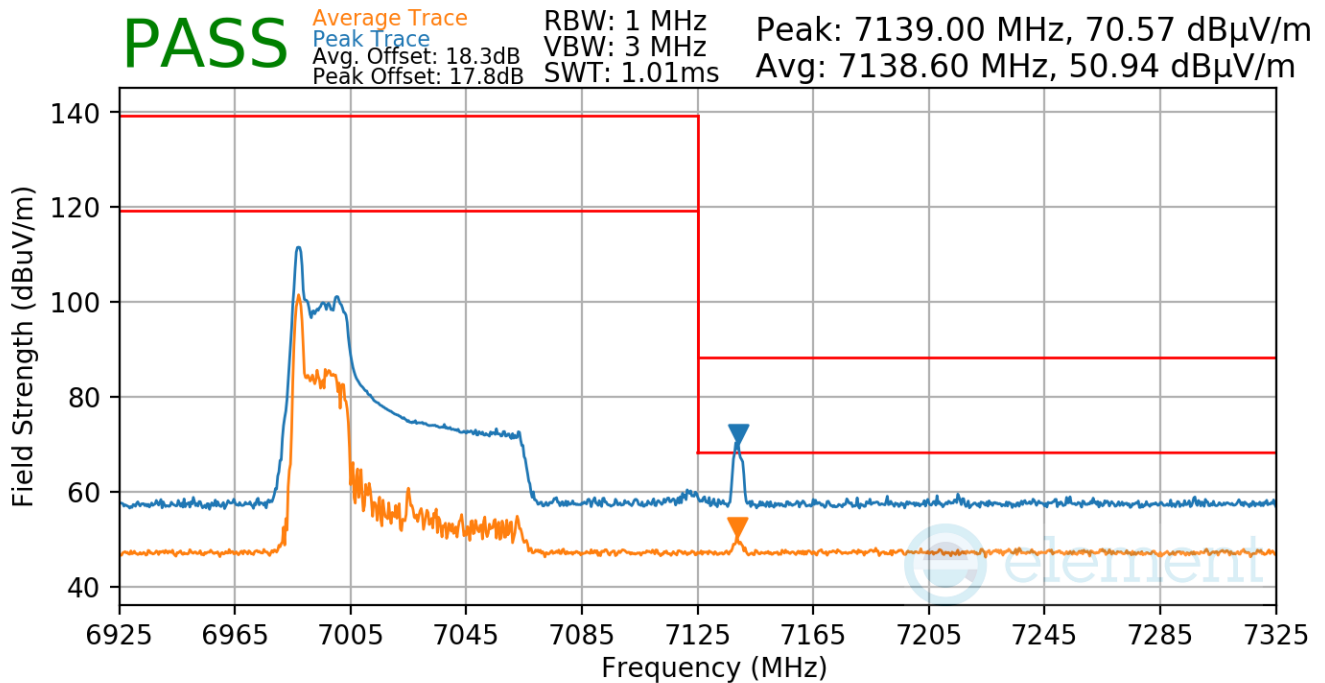


Plot 7-769. Antenna 5b Radiated Lower Band Edge (Peak & Average – UNII Band 5 – RU26)


FCC ID: BCGA2764 IC: 579C-A2764		MEASUREMENT REPORT (CERTIFICATION)	Approved by: Technical Manager
Test Report S/N: 1C2205090028-22-R3.BCG	Test Dates: 5/30/2022 - 9/16/2022	EUT Type: Tablet Device	Page 273 of 324

V 10.5 12/15/2021

Worst Case Mode: 802.11ax
Worst Case Transfer Rate: MCS11
Distance of Measurements: 3 Meters
Operating Frequency: 7025MHz
Channel: 215



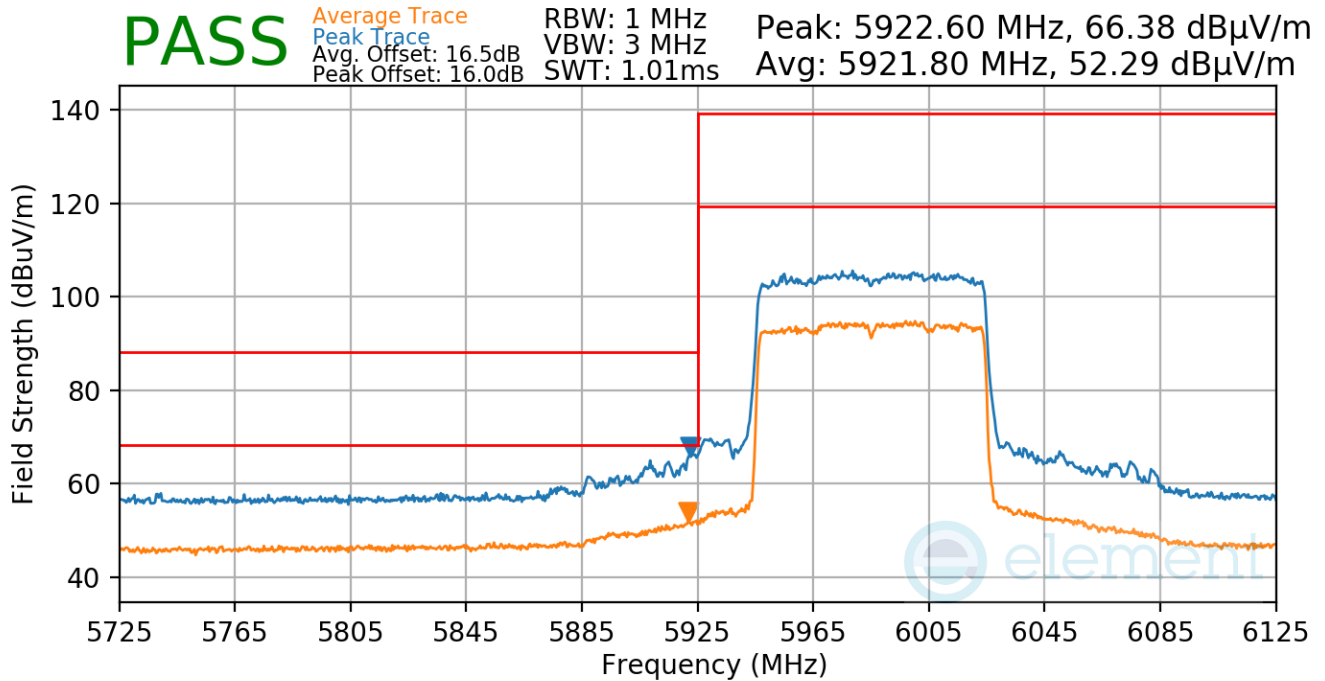
Plot 7-770. Antenna 5b Radiated Lower Band Edge (Peak & Average – UNII Band 8 – RU26)

FCC ID: BCGA2764 IC: 579C-A2764	 MEASUREMENT REPORT (CERTIFICATION)		Approved by: Technical Manager
Test Report S/N: 1C2205090028-22-R3.BCG	Test Dates: 5/30/2022 - 9/16/2022	EUT Type: Tablet Device	Page 274 of 324

V 10.5 12/15/2021

RU996

Worst Case Mode: 802.11ax
 Worst Case Transfer Rate: MCS11
 Distance of Measurements: 3 Meters
 Operating Frequency: 5985MHz
 Channel: 7

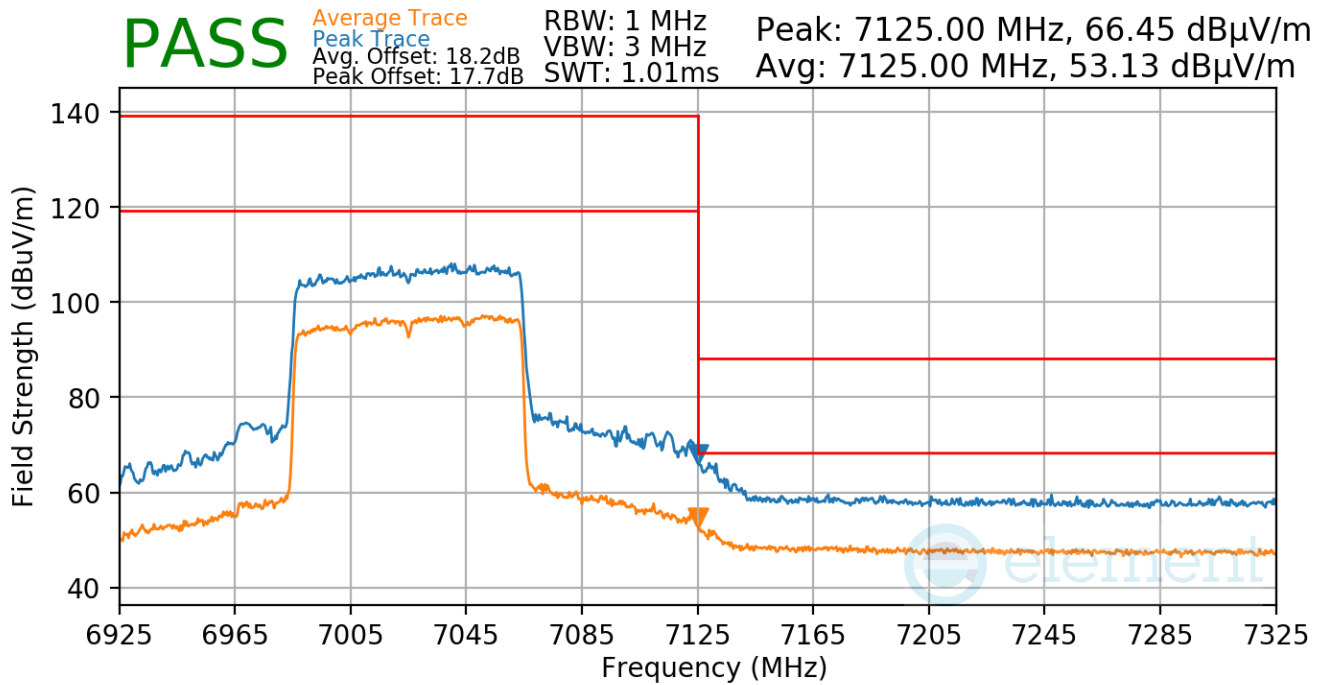


Plot 7-771. Antenna 5b Radiated Lower Band Edge (Peak & Average – UNII Band 5 – RU996)

FCC ID: BCGA2764 IC: 579C-A2764		MEASUREMENT REPORT (CERTIFICATION)	Approved by: Technical Manager
Test Report S/N: 1C2205090028-22-R3.BCG	Test Dates: 5/30/2022 - 9/16/2022	EUT Type: Tablet Device	Page 275 of 324

V 10.5 12/15/2021

Worst Case Mode: 802.11ax
 Worst Case Transfer Rate: MCS5
 Distance of Measurements: 3 Meters
 Operating Frequency: 7025MHz
 Channel: 215



Plot 7-772. Antenna 5b Radiated Lower Band Edge (Peak & Average – UNII Band 8 – RU996)

FCC ID: BCGA2764 IC: 579C-A2764	 MEASUREMENT REPORT (CERTIFICATION)		Approved by: Technical Manager
Test Report S/N: 1C2205090028-22-R3.BCG	Test Dates: 5/30/2022 - 9/16/2022	EUT Type: Tablet Device	Page 276 of 324

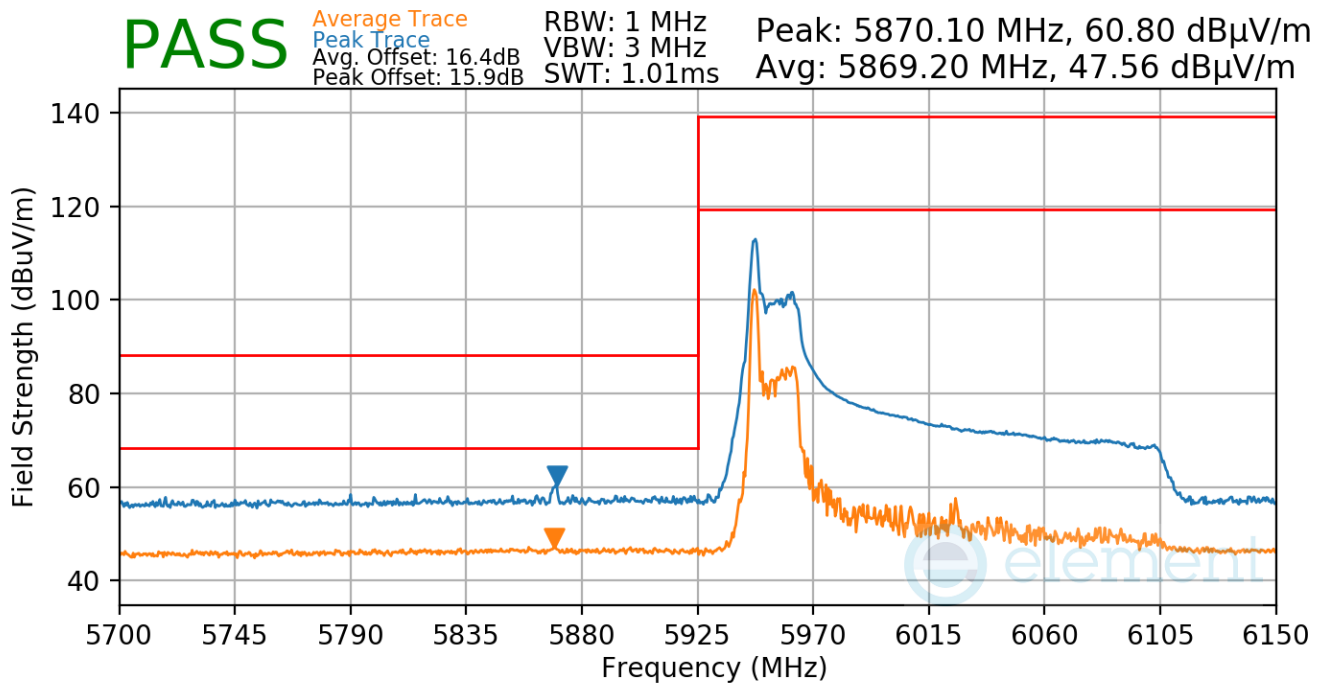
V 10.5 12/15/2021

7.7.7 Antenna 5b Radiated Band Edge Measurements (160MHz BW)

§15.407(b.1)(b.2) §15.205 §15.209; RSS-Gen [8.9]

RU26

Worst Case Mode:	802.11ax
Worst Case Transfer Rate:	MCS11
Distance of Measurements:	3 Meters
Operating Frequency:	6025MHz
Channel:	15



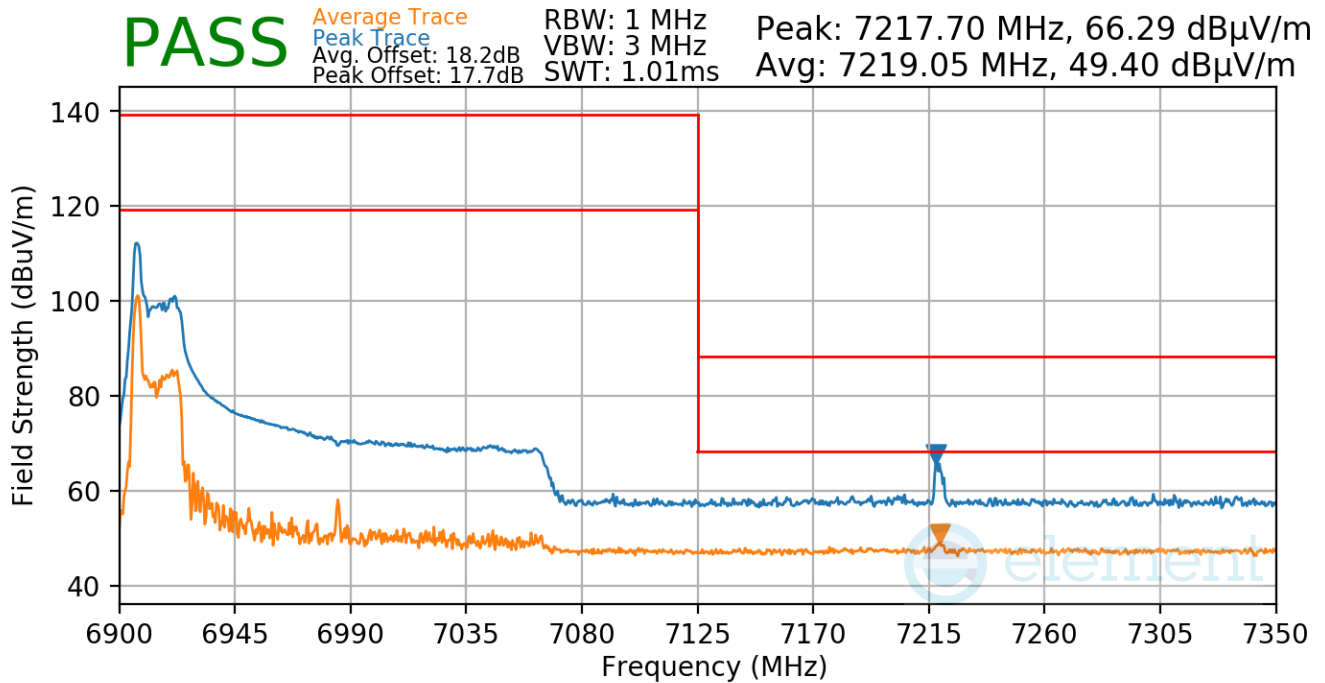
Plot 7-773. Antenna 5b Radiated Lower Band Edge (Peak & Average – UNII Band 5 – RU26)

FCC ID: BCGA2764 IC: 579C-A2764		MEASUREMENT REPORT (CERTIFICATION)	Approved by: Technical Manager
Test Report S/N: 1C2205090028-22-R3.BCG	Test Dates: 5/30/2022 - 9/16/2022	EUT Type: Tablet Device	Page 277 of 324

V 10.5 12/15/2021

Unless otherwise specified, no part of this report may be reproduced or utilized in any part, form or by any means, electronic or mechanical, including photocopying and microfilm, without permission in writing from Element Washington DC LLC. If you have any questions about this or have an enquiry about obtaining additional rights to this report or assembly of contents thereof, please contact ct.info@element.com.

Worst Case Mode: 802.11ax
 Worst Case Transfer Rate: MCS11
 Distance of Measurements: 3 Meters
 Operating Frequency: 6985MHz
 Channel: 207



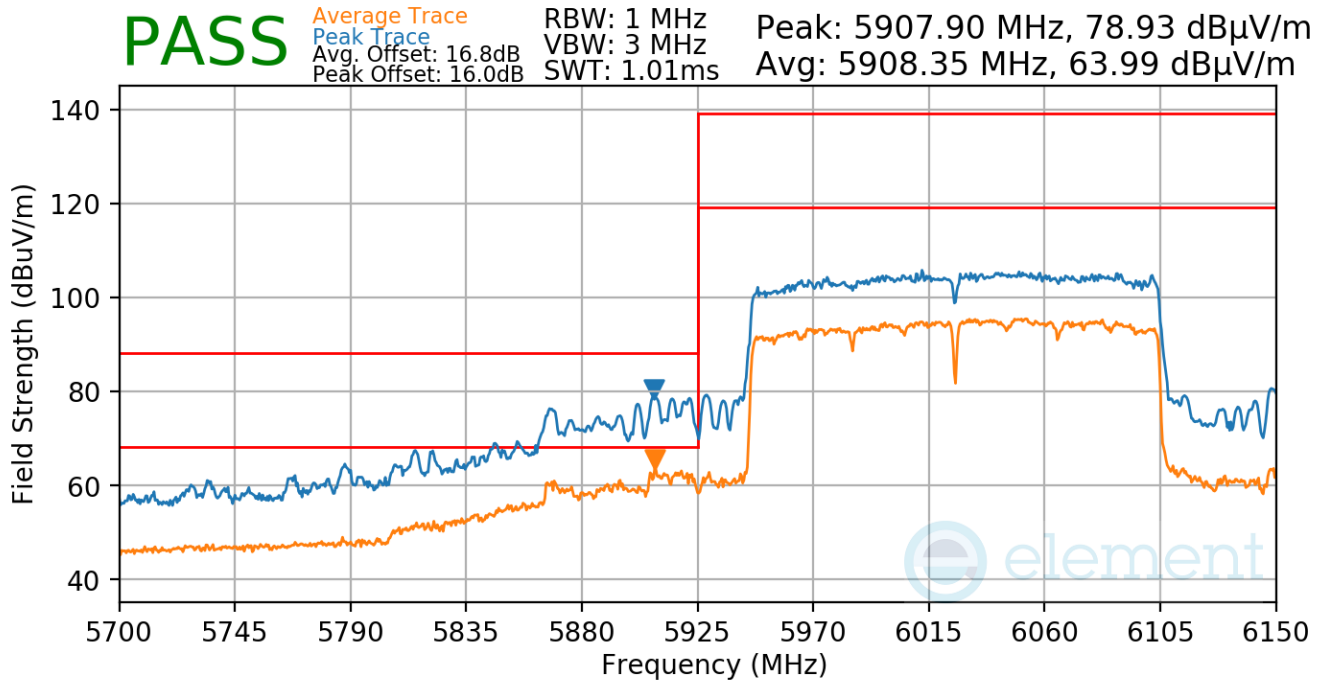
Plot 7-774. Antenna 5b Radiated Lower Band Edge (Peak & Average – UNII Band 8 – RU26)

FCC ID: BCGA2764 IC: 579C-A2764	 MEASUREMENT REPORT (CERTIFICATION)		Approved by: Technical Manager
Test Report S/N: 1C2205090028-22-R3.BCG	Test Dates: 5/30/2022 - 9/16/2022	EUT Type: Tablet Device	Page 278 of 324

V 10.5 12/15/2021

RU996x2

Worst Case Mode: 802.11ax
 Worst Case Transfer Rate: MCS11
 Distance of Measurements: 3 Meters
 Operating Frequency: 6025MHz
 Channel: 15

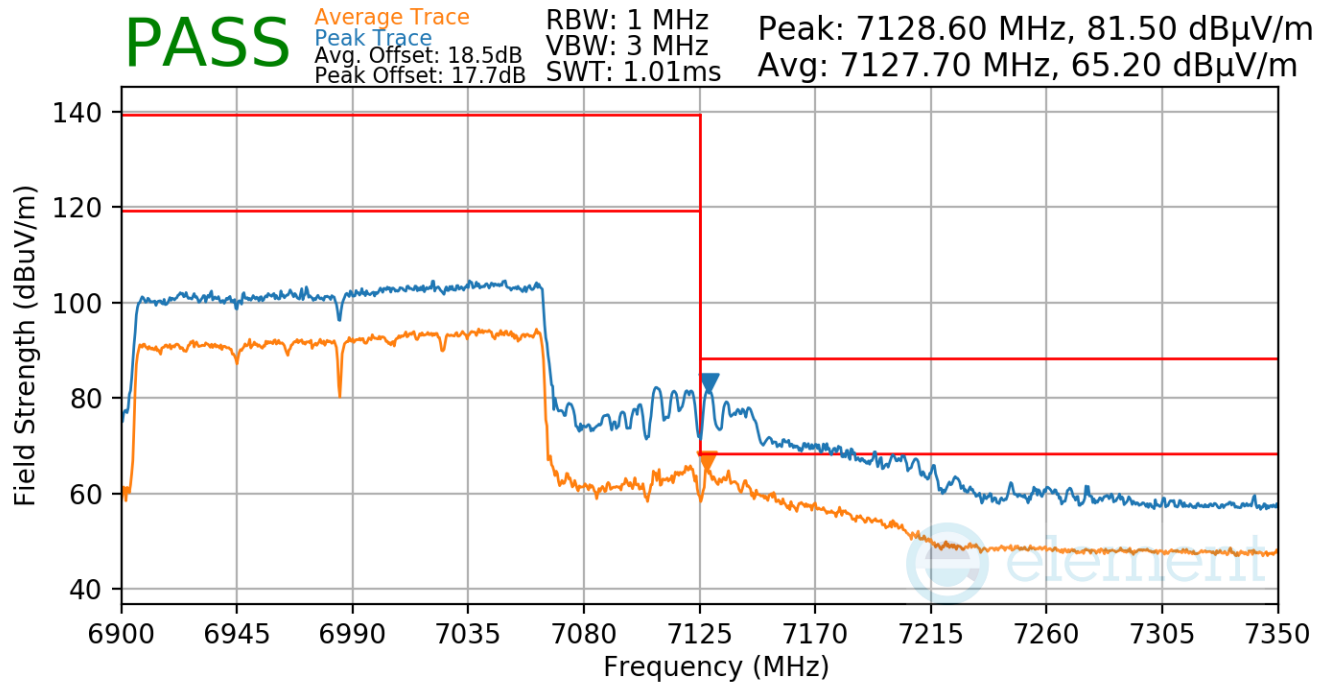


Plot 7-775. Antenna 5b Radiated Lower Band Edge (Peak & Average – UNII Band 5 – RU996x2)

FCC ID: BCGA2764 IC: 579C-A2764		MEASUREMENT REPORT (CERTIFICATION)	Approved by: Technical Manager
Test Report S/N: 1C2205090028-22-R3.BCG	Test Dates: 5/30/2022 - 9/16/2022	EUT Type: Tablet Device	Page 279 of 324

V 10.5 12/15/2021

Worst Case Mode: 802.11ax
 Worst Case Transfer Rate: MCS11
 Distance of Measurements: 3 Meters
 Operating Frequency: 6985MHz
 Channel: 207



Plot 7-776. Antenna 5b Radiated Lower Band Edge (Peak & Average – UNII Band 8 – RU996x2)

FCC ID: BCGA2764 IC: 579C-A2764		MEASUREMENT REPORT (CERTIFICATION)	Approved by: Technical Manager
Test Report S/N: 1C2205090028-22-R3.BCG	Test Dates: 5/30/2022 - 9/16/2022	EUT Type: Tablet Device	Page 280 of 324

V 10.5 12/15/2021

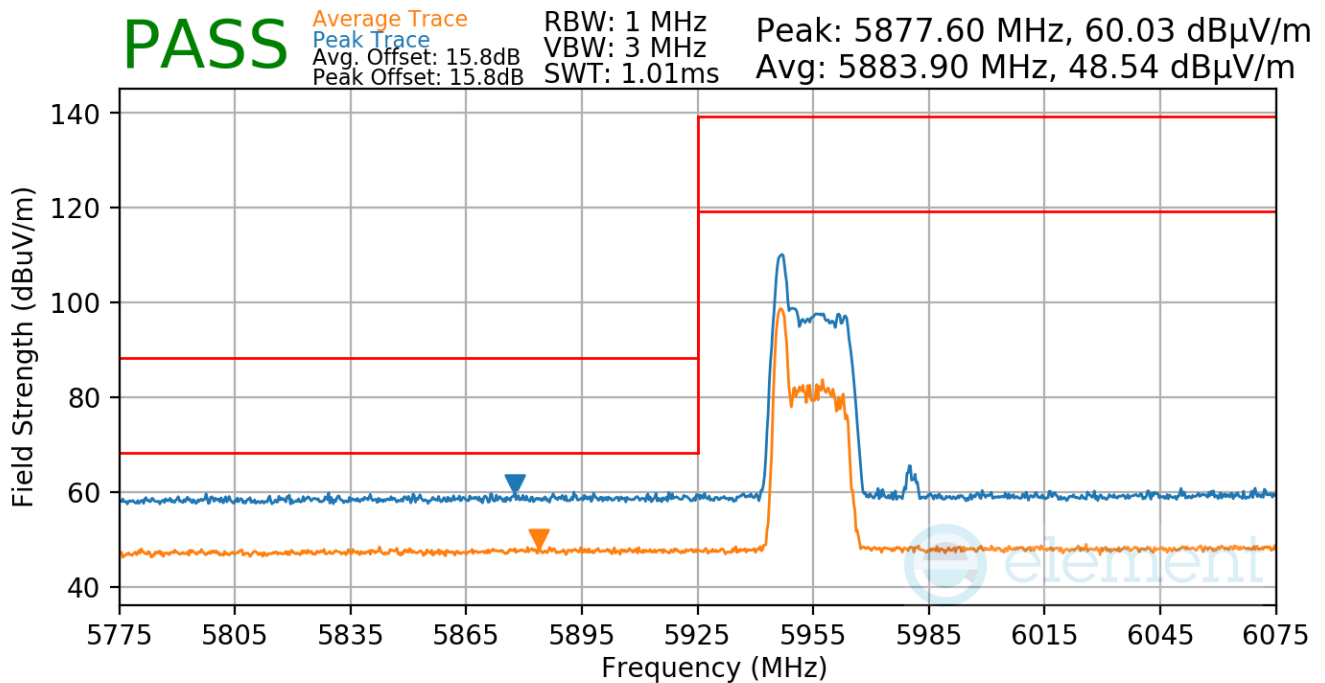
Unless otherwise specified, no part of this report may be reproduced or utilized in any part, form or by any means, electronic or mechanical, including photocopying and microfilm, without permission in writing from Element Washington DC LLC. If you have any questions about this or have an enquiry about obtaining additional rights to this report or assembly of contents thereof, please contact ct.info@element.com.

7.7.8 Antenna 4a Radiated Band Edge Measurements (20MHz BW)

§15.407(b.1)(b.2) §15.205 §15.209; RSS-Gen [8.9]; RSS-Gen [8.9]

RU26

Worst Case Mode:	802.11ax
Worst Case Transfer Rate:	MCS11
Distance of Measurements:	3 Meters
Operating Frequency:	5955MHz
Channel:	1

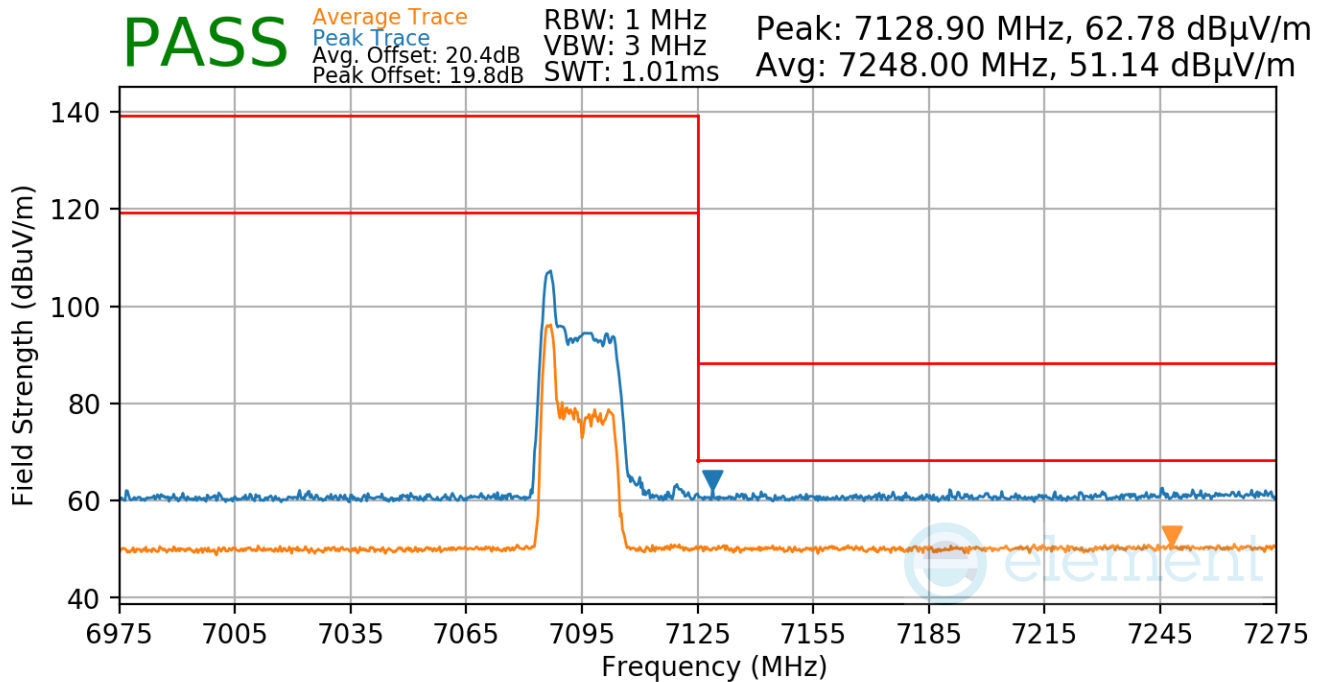


Plot 7-777. Antenna 4a Radiated Lower Band Edge (Peak/Average – UNII Band 5 – RU26)

FCC ID: BCGA2764 IC: 579C-A2764		MEASUREMENT REPORT (CERTIFICATION)	Approved by: Technical Manager
Test Report S/N: 1C2205090028-22-R3.BCG	Test Dates: 5/30/2022 - 9/16/2022	EUT Type: Tablet Device	Page 281 of 324

V 10.5 12/15/2021

Worst Case Mode: 802.11ax
 Worst Case Transfer Rate: MCS11
 Distance of Measurements: 3 Meters
 Operating Frequency: 7095MHz
 Channel: 229



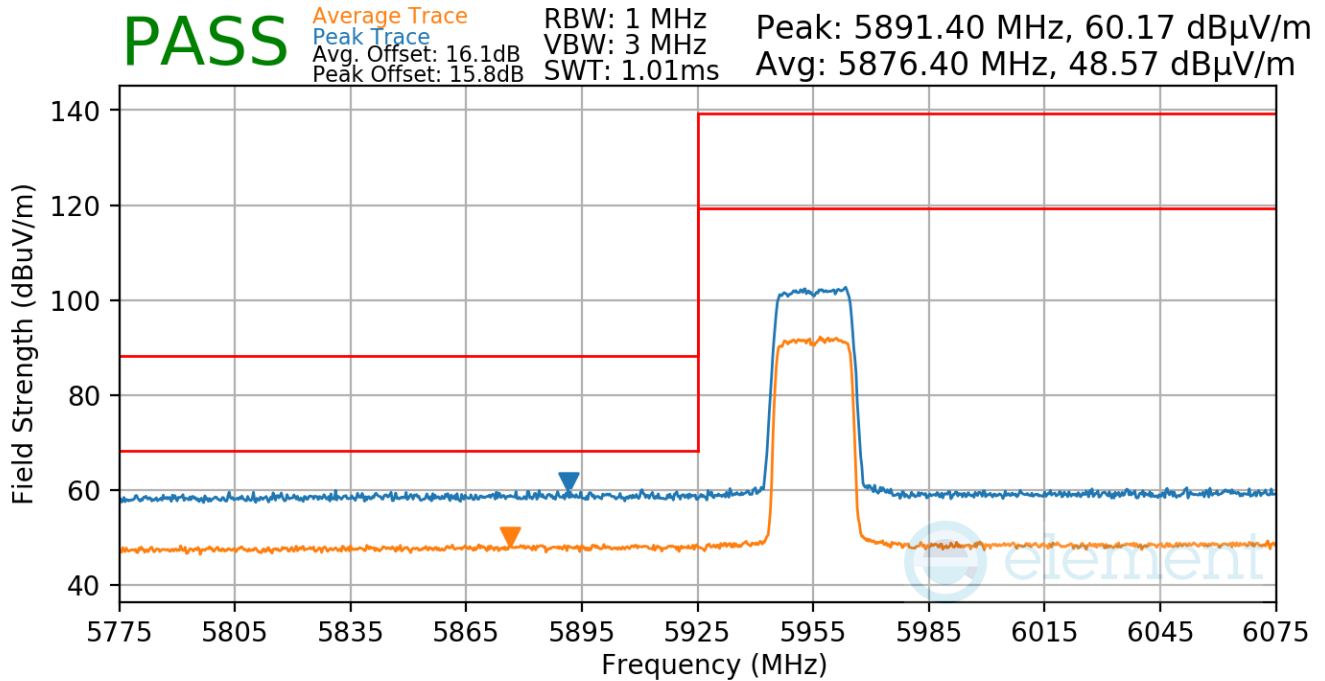
Plot 7-778. Antenna 4a Radiated Lower Band Edge (Peak/Average – UNII Band 8 – RU26)

FCC ID: BCGA2764 IC: 579C-A2764	 MEASUREMENT REPORT (CERTIFICATION)		Approved by: Technical Manager
Test Report S/N: 1C2205090028-22-R3.BCG	Test Dates: 5/30/2022 - 9/16/2022	EUT Type: Tablet Device	Page 282 of 324

V 10.5 12/15/2021

RU242

Worst Case Mode: 802.11ax
 Worst Case Transfer Rate: MCS11
 Distance of Measurements: 3 Meters
 Operating Frequency: 5955MHz
 Channel: 1

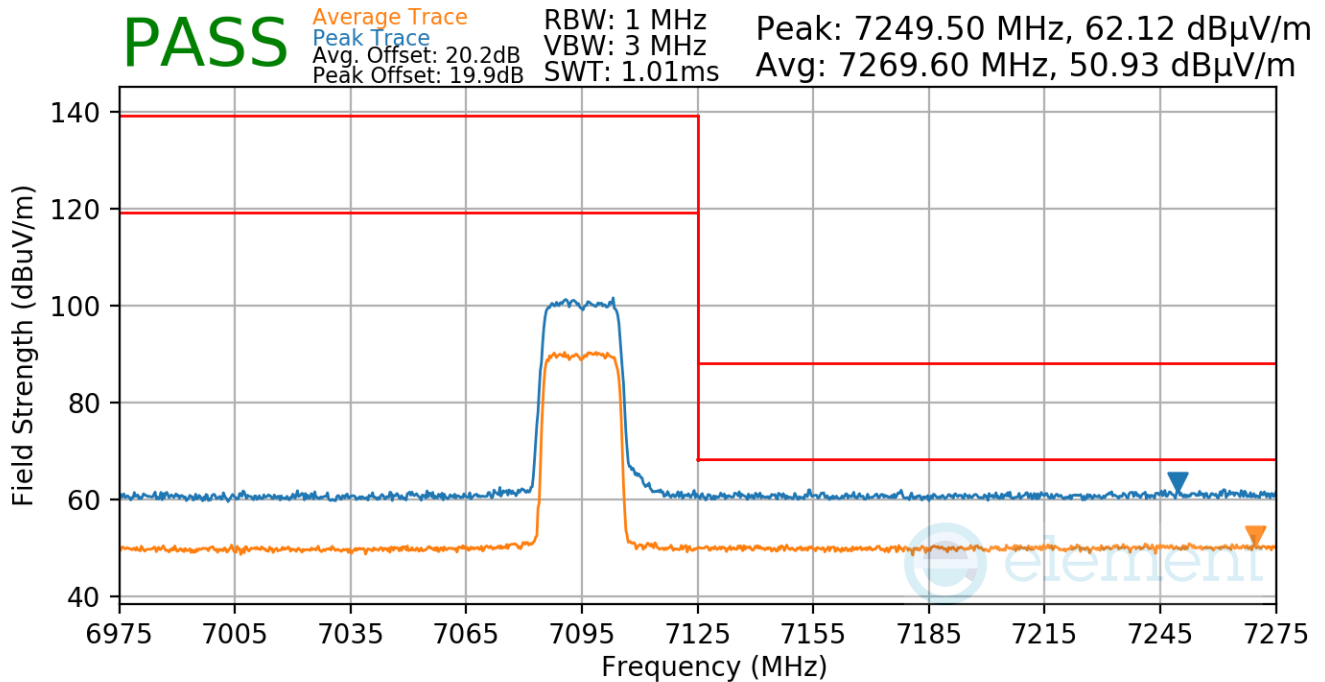


Plot 7-779. Antenna 4a Radiated Lower Band Edge (Peak/Average – UNII Band 5 – RU242)

FCC ID: BCGA2764 IC: 579C-A2764		MEASUREMENT REPORT (CERTIFICATION)	Approved by: Technical Manager
Test Report S/N: 1C2205090028-22-R3.BCG	Test Dates: 5/30/2022 - 9/16/2022	EUT Type: Tablet Device	Page 283 of 324

V 10.5 12/15/2021

Worst Case Mode: 802.11ax
 Worst Case Transfer Rate: MCS11
 Distance of Measurements: 3 Meters
 Operating Frequency: 7095MHz
 Channel: 229



Plot 7-780. Antenna 4a Radiated Lower Band Edge (Peak/Average – UNII Band 8 – RU242)

FCC ID: BCGA2764 IC: 579C-A2764		MEASUREMENT REPORT (CERTIFICATION)	Approved by: Technical Manager
Test Report S/N: 1C2205090028-22-R3.BCG	Test Dates: 5/30/2022 - 9/16/2022	EUT Type: Tablet Device	Page 284 of 324

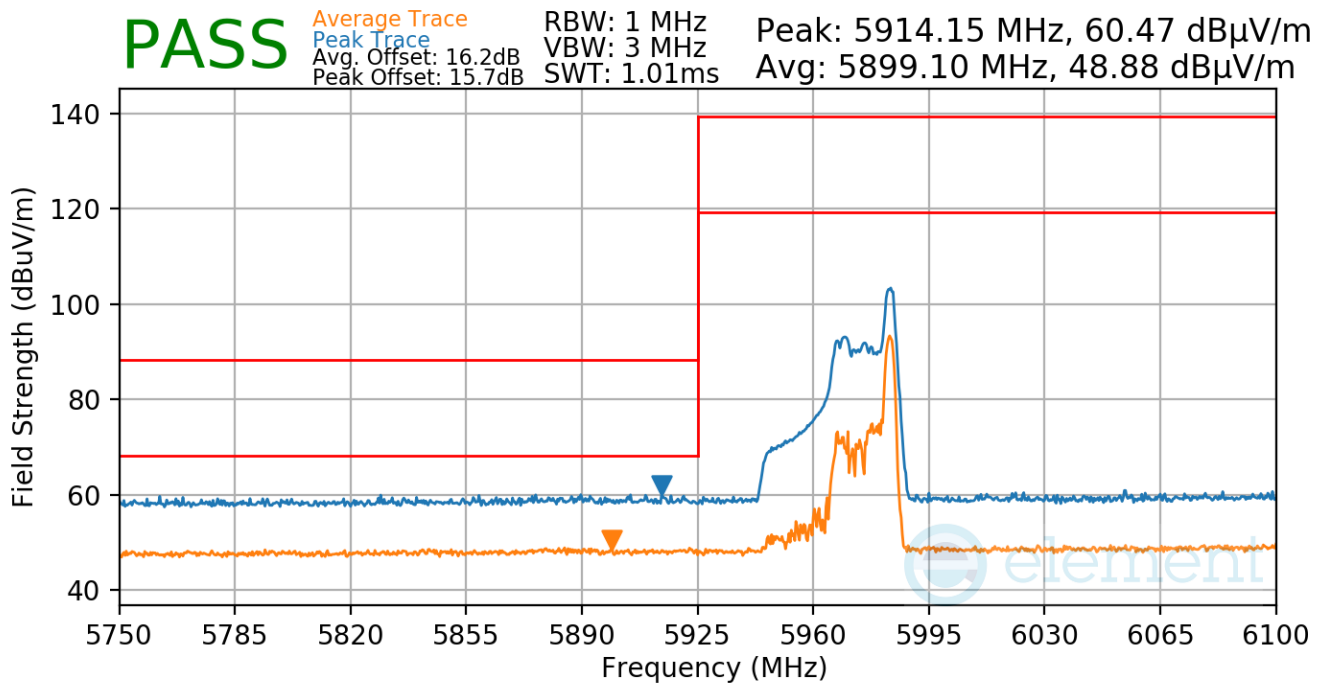
V 10.5 12/15/2021

7.7.9 Antenna 4a Radiated Band Edge Measurements (40MHz BW)

§15.407(b.1)(b.2) §15.205 §15.209; RSS-Gen [8.9]

RU26

Worst Case Mode:	802.11ax
Worst Case Transfer Rate:	MCS11
Distance of Measurements:	3 Meters
Operating Frequency:	5965MHz
Channel:	3

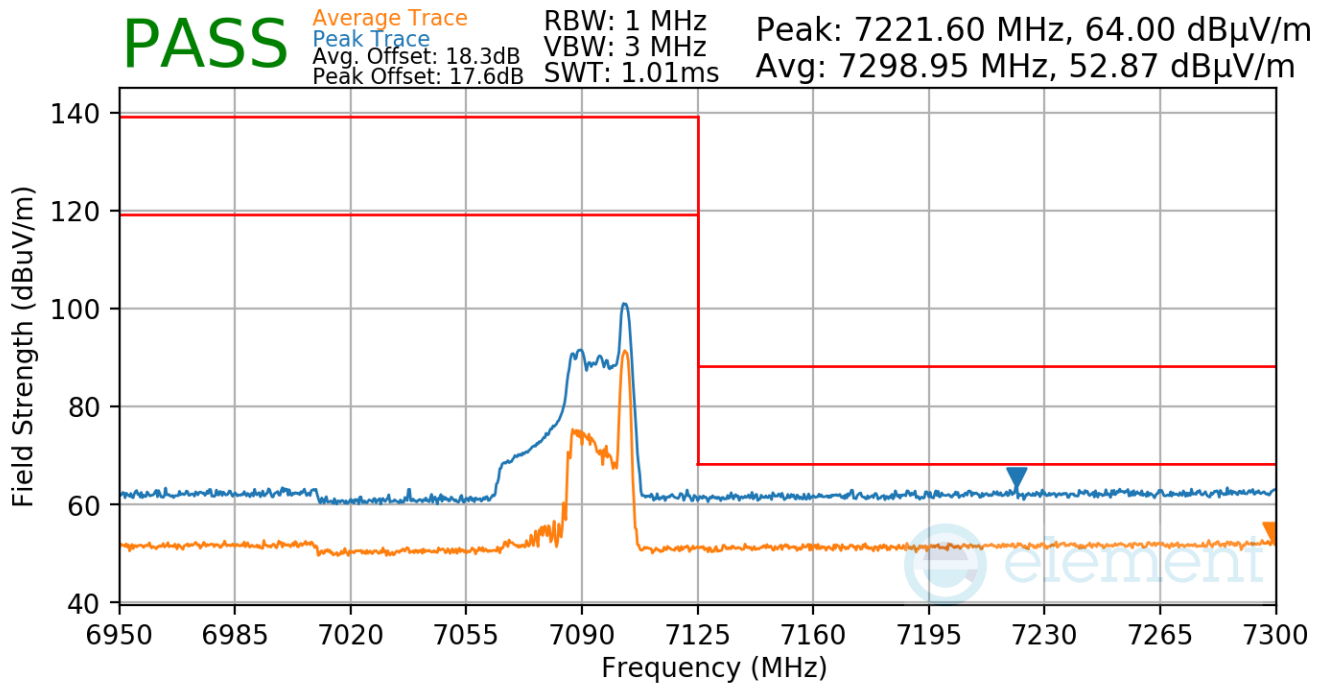


Plot 7-781. Antenna 4a Radiated Lower Band Edge (Peak & Average – UNII Band 5 – RU26)

FCC ID: BCGA2764 IC: 579C-A2764		MEASUREMENT REPORT (CERTIFICATION)	Approved by: Technical Manager
Test Report S/N: 1C2205090028-22-R3.BCG	Test Dates: 5/30/2022 - 9/16/2022	EUT Type: Tablet Device	Page 285 of 324

V 10.5 12/15/2021

Worst Case Mode: 802.11ax
 Worst Case Transfer Rate: MCS5
 Distance of Measurements: 3 Meters
 Operating Frequency: 7085MHz
 Channel: 227



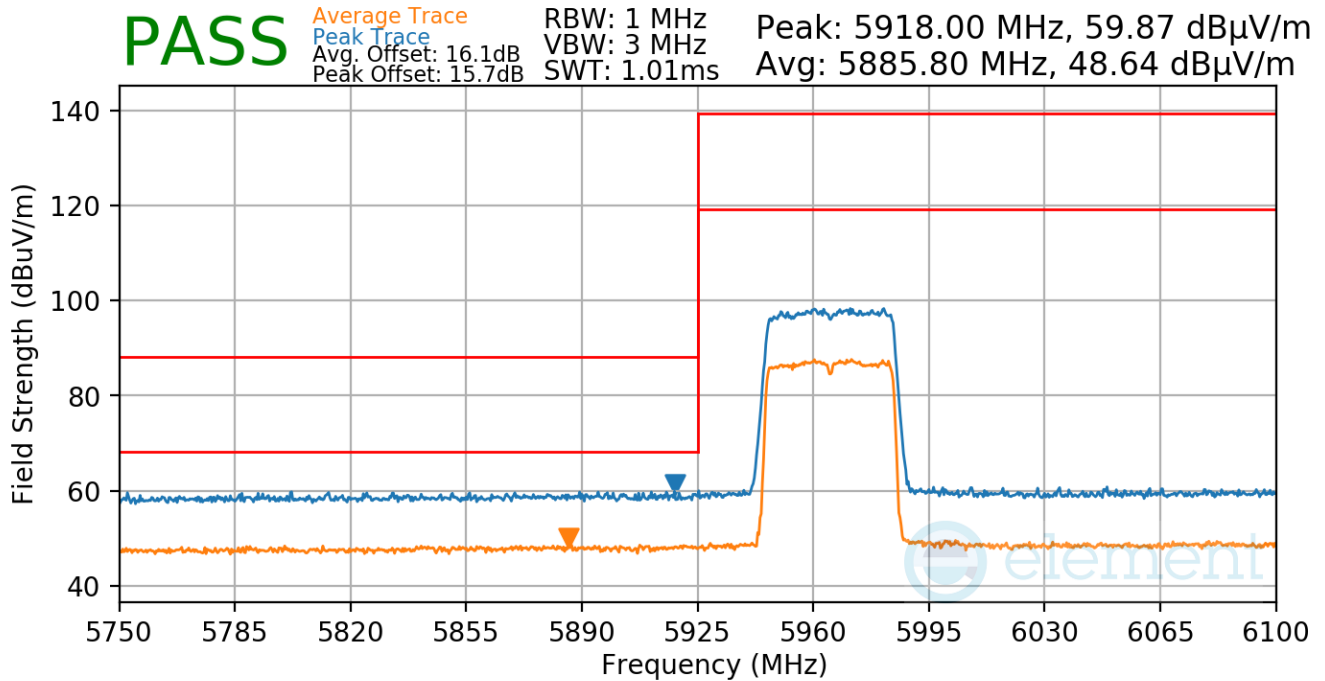
Plot 7-782. Antenna 4a Radiated Lower Band Edge (Peak & Average – UNII Band 8 – RU26)

FCC ID: BCGA2764 IC: 579C-A2764	 MEASUREMENT REPORT (CERTIFICATION)		Approved by: Technical Manager
Test Report S/N: 1C2205090028-22-R3.BCG	Test Dates: 5/30/2022 - 9/16/2022	EUT Type: Tablet Device	Page 286 of 324

V 10.5 12/15/2021

RU484

Worst Case Mode: 802.11ax
 Worst Case Transfer Rate: MCS5
 Distance of Measurements: 3 Meters
 Operating Frequency: 5965MHz
 Channel: 3

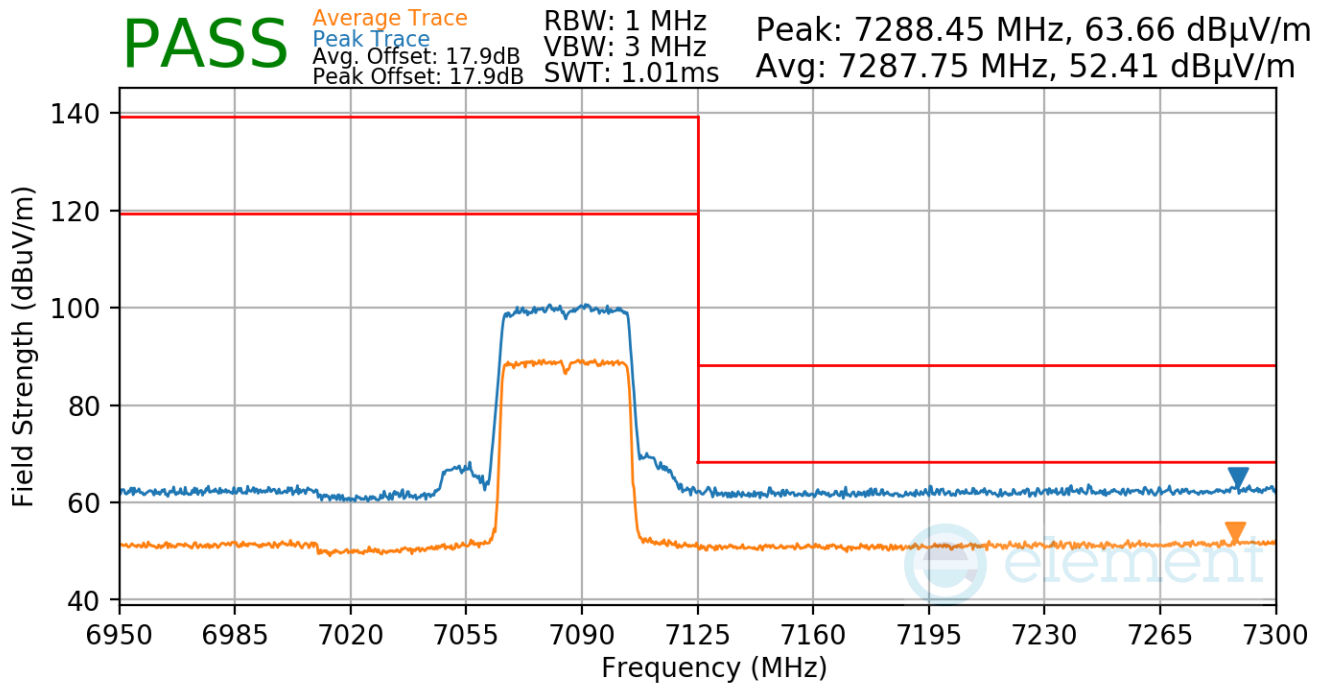


Plot 7-783. Antenna 4a Radiated Lower Band Edge (Peak & Average – UNII Band 5 – RU484)

FCC ID: BCGA2764 IC: 579C-A2764		MEASUREMENT REPORT (CERTIFICATION)	Approved by: Technical Manager
Test Report S/N: 1C2205090028-22-R3.BCG	Test Dates: 5/30/2022 - 9/16/2022	EUT Type: Tablet Device	Page 287 of 324

V 10.5 12/15/2021

Worst Case Mode: 802.11ax
 Worst Case Transfer Rate: MCS5
 Distance of Measurements: 3 Meters
 Operating Frequency: 7085MHz
 Channel: 227



Plot 7-784. Antenna 4a Radiated Lower Band Edge (Peak & Average – UNII Band 8 – RU484)

FCC ID: BCGA2764 IC: 579C-A2764	 MEASUREMENT REPORT (CERTIFICATION)		Approved by: Technical Manager
Test Report S/N: 1C2205090028-22-R3.BCG	Test Dates: 5/30/2022 - 9/16/2022	EUT Type: Tablet Device	Page 288 of 324

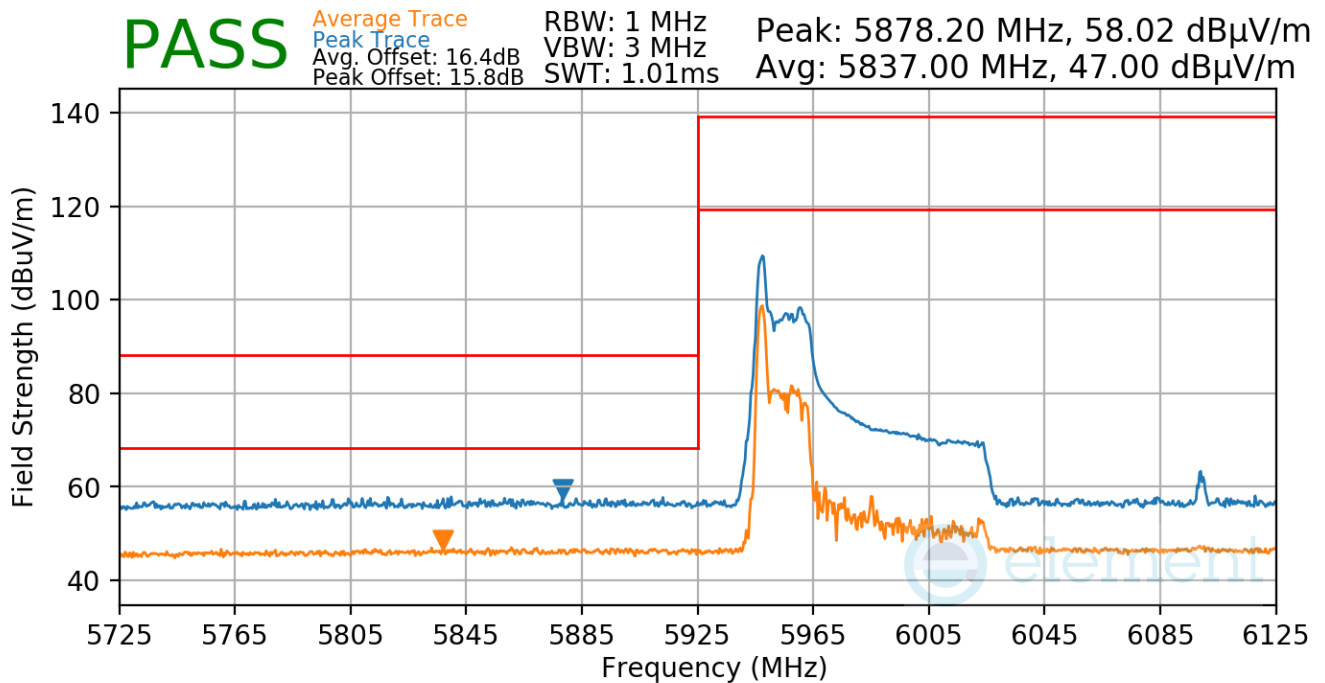
V 10.5 12/15/2021

7.7.10 Antenna 4a Radiated Band Edge Measurements (80MHz BW)

§15.407(b.1)(b.2) §15.205 §15.209; RSS-Gen [8.9]

RU26

Worst Case Mode:	802.11ax
Worst Case Transfer Rate:	MCS11
Distance of Measurements:	3 Meters
Operating Frequency:	5985MHz
Channel:	7

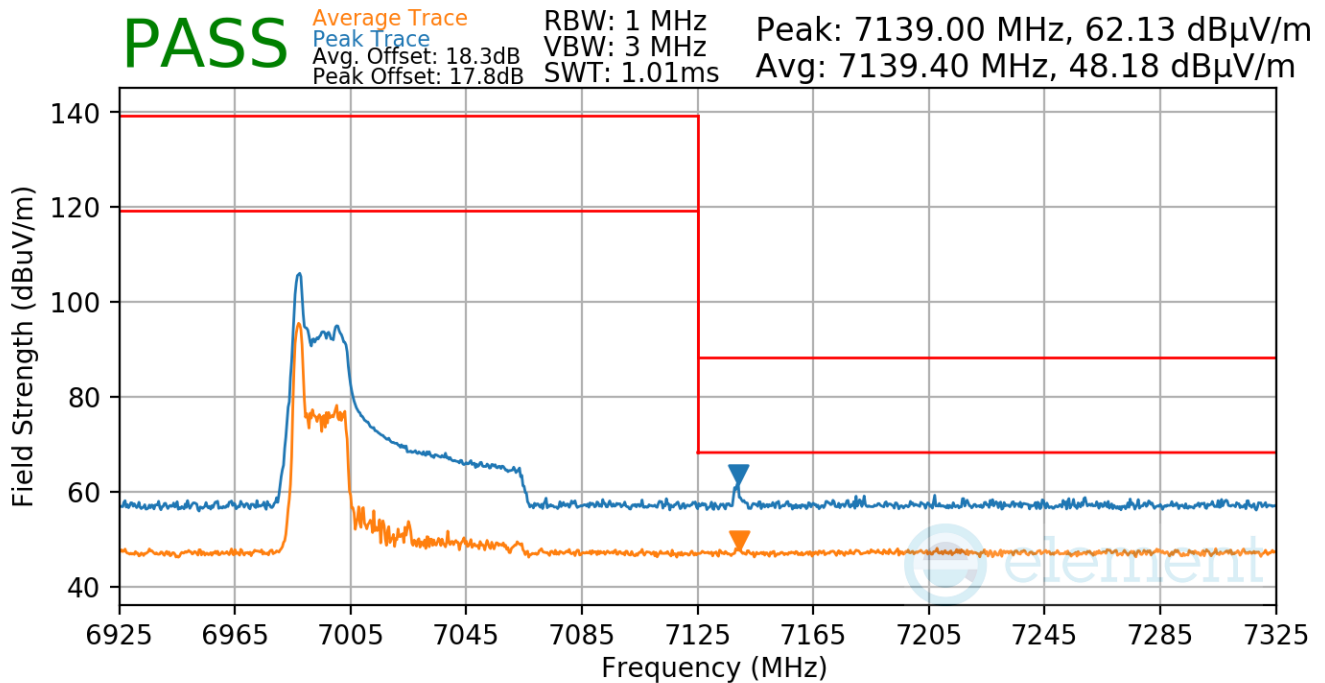


Plot 7-785. Antenna 4a Radiated Lower Band Edge (Peak & Average – UNII Band 5 – RU26)

FCC ID: BCGA2764 IC: 579C-A2764		MEASUREMENT REPORT (CERTIFICATION)	Approved by: Technical Manager
Test Report S/N: 1C2205090028-22-R3.BCG	Test Dates: 5/30/2022 - 9/16/2022	EUT Type: Tablet Device	Page 289 of 324

V 10.5 12/15/2021

Worst Case Mode: 802.11ax
 Worst Case Transfer Rate: MCS11
 Distance of Measurements: 3 Meters
 Operating Frequency: 7025MHz
 Channel: 215



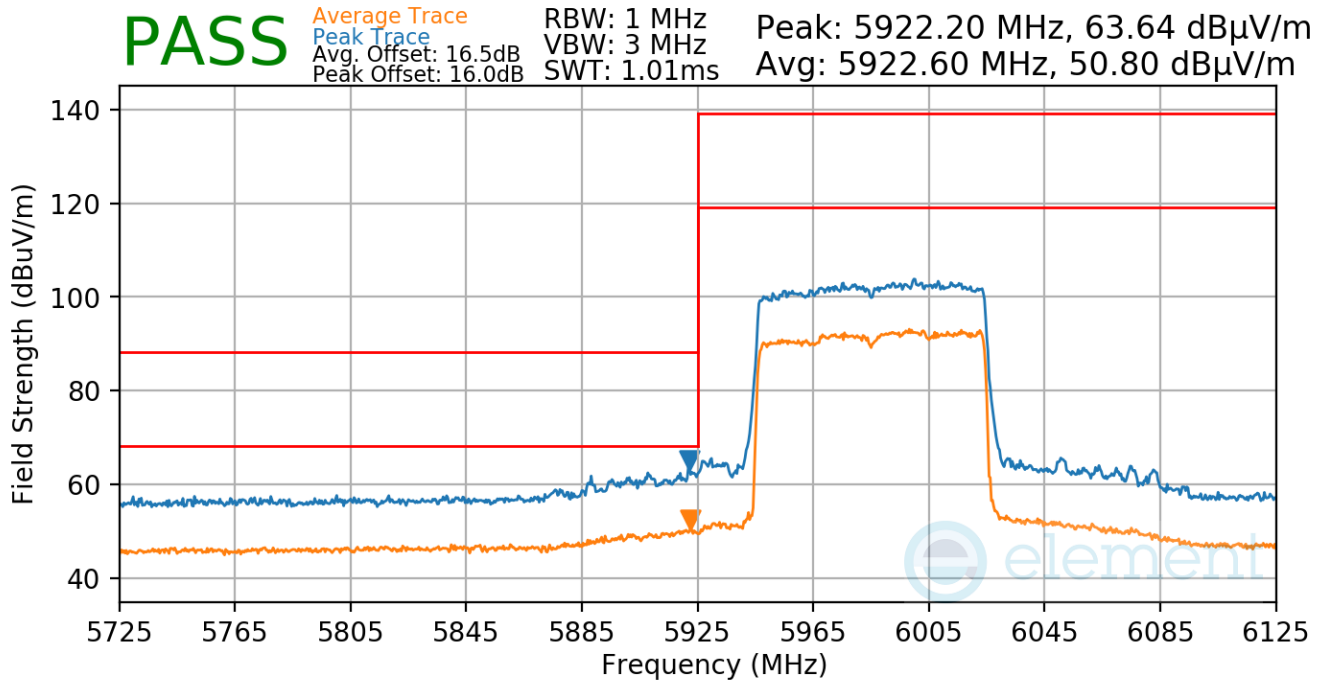
Plot 7-786. Antenna 4a Radiated Lower Band Edge (Peak & Average – UNII Band 8 – RU26)

FCC ID: BCGA2764 IC: 579C-A2764	 MEASUREMENT REPORT (CERTIFICATION)		Approved by: Technical Manager
Test Report S/N: 1C2205090028-22-R3.BCG	Test Dates: 5/30/2022 - 9/16/2022	EUT Type: Tablet Device	Page 290 of 324

V 10.5 12/15/2021

RU996

Worst Case Mode: 802.11ax
 Worst Case Transfer Rate: MCS11
 Distance of Measurements: 3 Meters
 Operating Frequency: 5985MHz
 Channel: 7

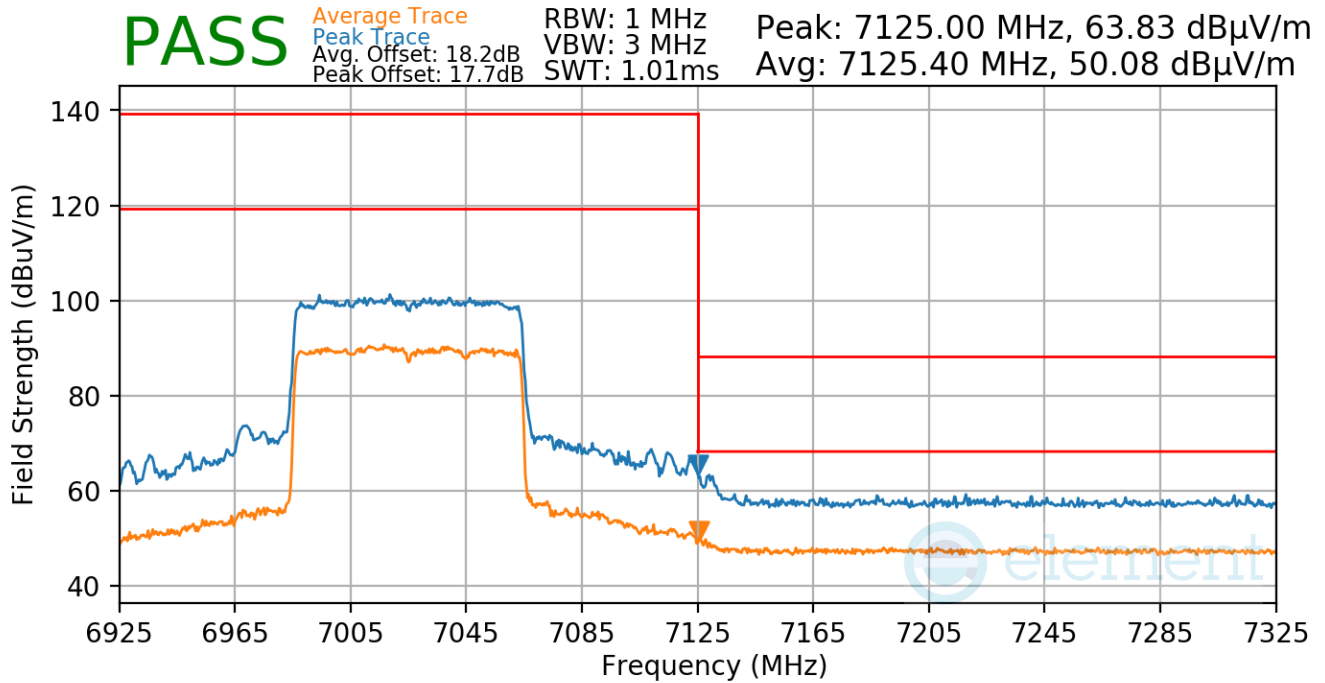


Plot 7-787. Antenna 4a Radiated Lower Band Edge (Peak & Average – UNII Band 5 – RU996)

FCC ID: BCGA2764 IC: 579C-A2764		MEASUREMENT REPORT (CERTIFICATION)	Approved by: Technical Manager
Test Report S/N: 1C2205090028-22-R3.BCG	Test Dates: 5/30/2022 - 9/16/2022	EUT Type: Tablet Device	Page 291 of 324

V 10.5 12/15/2021

Worst Case Mode: 802.11ax
 Worst Case Transfer Rate: MCS11
 Distance of Measurements: 3 Meters
 Operating Frequency: 7025MHz
 Channel: 215



Plot 7-788. Antenna 4a Radiated Lower Band Edge (Peak & Average – UNII Band 8 – RU996)

FCC ID: BCGA2764 IC: 579C-A2764	 MEASUREMENT REPORT (CERTIFICATION)		Approved by: Technical Manager
Test Report S/N: 1C2205090028-22-R3.BCG	Test Dates: 5/30/2022 - 9/16/2022	EUT Type: Tablet Device	Page 292 of 324

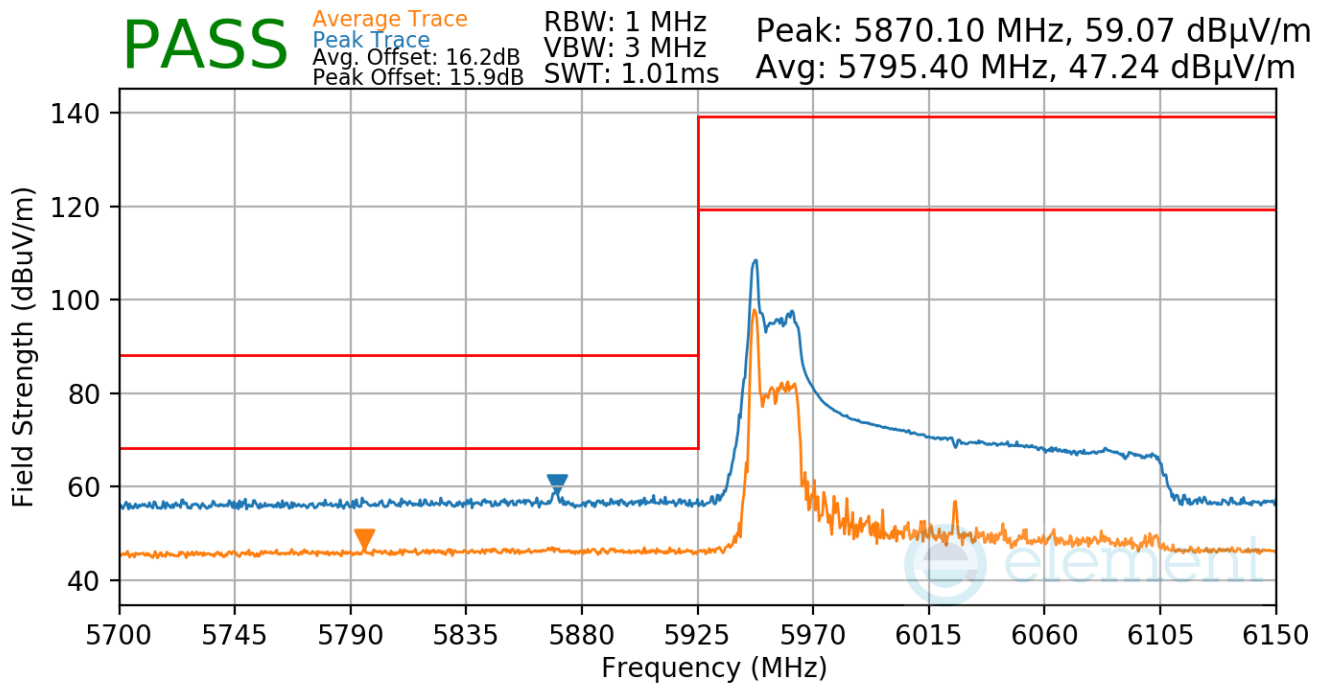
V 10.5 12/15/2021

7.7.11 Antenna 4a Radiated Band Edge Measurements (160MHz BW)

§15.407(b.1)(b.2) §15.205 §15.209; RSS-Gen [8.9]

RU26

Worst Case Mode:	802.11ax
Worst Case Transfer Rate:	MCS11
Distance of Measurements:	3 Meters
Operating Frequency:	6025MHz
Channel:	15

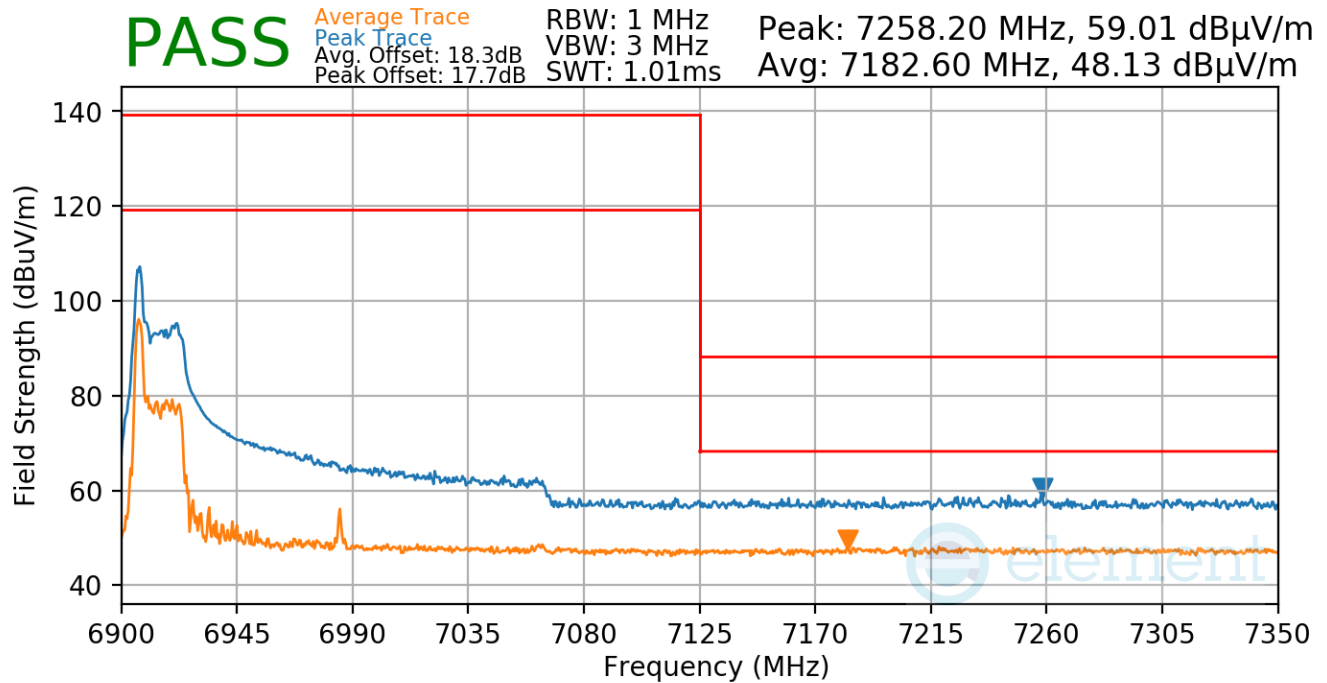


Plot 7-789. Antenna 4a Radiated Lower Band Edge (Peak & Average – UNII Band 5 – RU26)

FCC ID: BCGA2764 IC: 579C-A2764		MEASUREMENT REPORT (CERTIFICATION)	Approved by: Technical Manager
Test Report S/N: 1C2205090028-22-R3.BCG	Test Dates: 5/30/2022 - 9/16/2022	EUT Type: Tablet Device	Page 293 of 324

V 10.5 12/15/2021

Worst Case Mode: 802.11ax
 Worst Case Transfer Rate: MCS11
 Distance of Measurements: 3 Meters
 Operating Frequency: 6985MHz
 Channel: 207



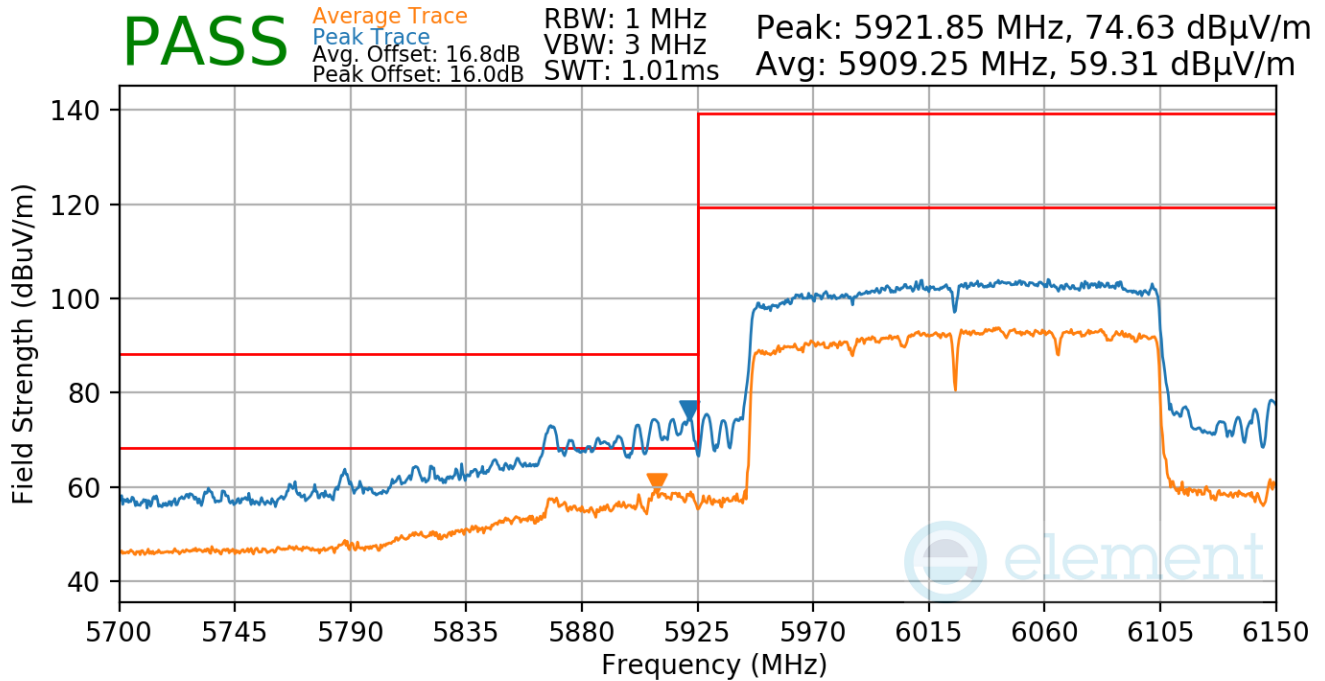
Plot 7-790. Antenna 4a Radiated Lower Band Edge (Peak & Average – UNII Band 8 – RU26)

FCC ID: BCGA2764 IC: 579C-A2764		MEASUREMENT REPORT (CERTIFICATION)	Approved by: Technical Manager
Test Report S/N: 1C2205090028-22-R3.BCG	Test Dates: 5/30/2022 - 9/16/2022	EUT Type: Tablet Device	Page 294 of 324

V 10.5 12/15/2021

RU996x2

Worst Case Mode: 802.11ax
 Worst Case Transfer Rate: MCS11
 Distance of Measurements: 3 Meters
 Operating Frequency: 6025MHz
 Channel: 15

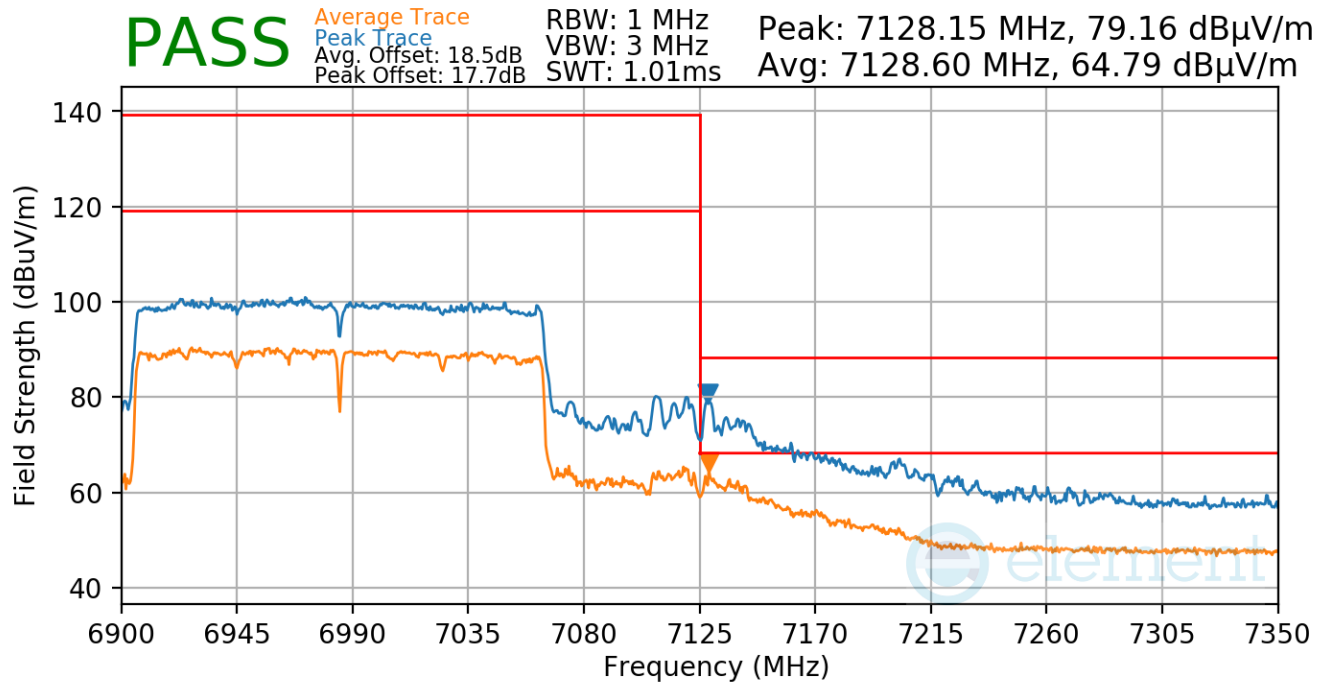


Plot 7-791. Antenna 4a Radiated Lower Band Edge (Peak & Average – UNII Band 5 – RU996x2)

FCC ID: BCGA2764 IC: 579C-A2764		MEASUREMENT REPORT (CERTIFICATION)	Approved by: Technical Manager
Test Report S/N: 1C2205090028-22-R3.BCG	Test Dates: 5/30/2022 - 9/16/2022	EUT Type: Tablet Device	Page 295 of 324

V 10.5 12/15/2021

Worst Case Mode: 802.11ax
 Worst Case Transfer Rate: MCS11
 Distance of Measurements: 3 Meters
 Operating Frequency: 6985MHz
 Channel: 207



Plot 7-792. Antenna 4a Radiated Lower Band Edge (Peak & Average – UNII Band 8 – RU996x2)

FCC ID: BCGA2764 IC: 579C-A2764		MEASUREMENT REPORT (CERTIFICATION)	Approved by: Technical Manager
Test Report S/N: 1C2205090028-22-R3.BCG	Test Dates: 5/30/2022 - 9/16/2022	EUT Type: Tablet Device	Page 296 of 324

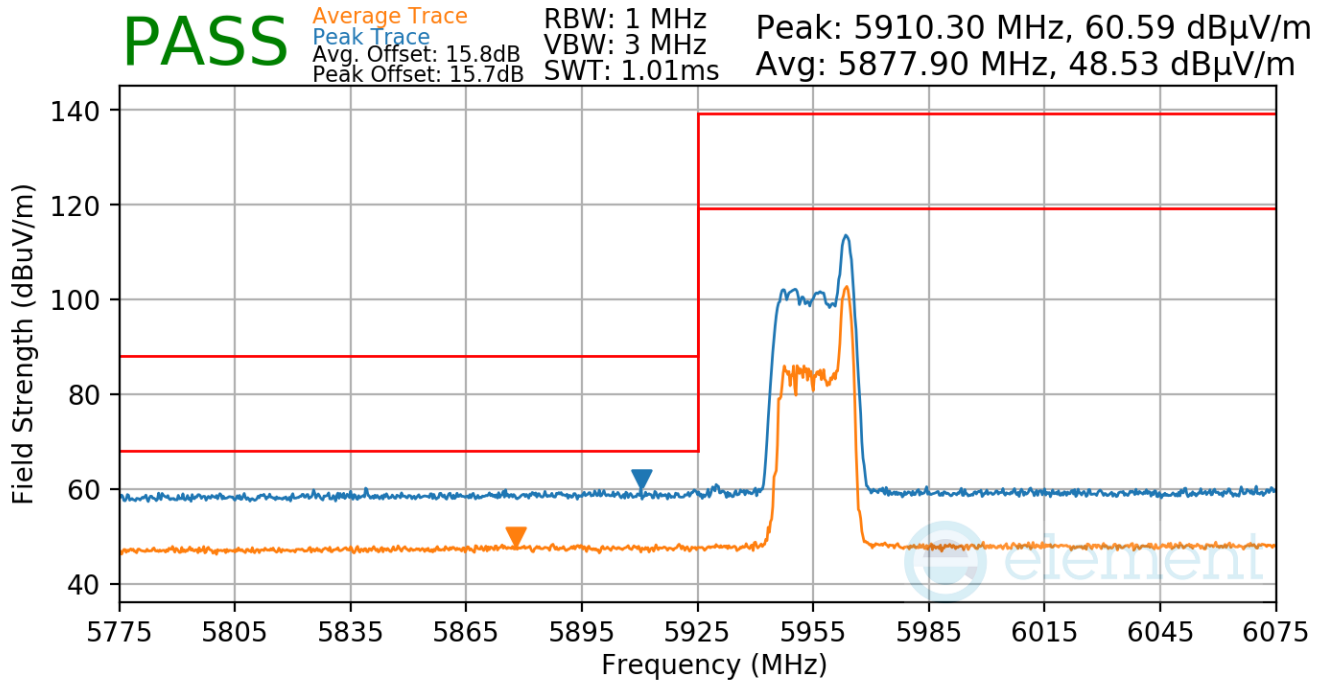
V 10.5 12/15/2021

7.7.12 SDM Radiated Band Edge Measurements (20MHz BW)

§15.407(b.1)(b.2) §15.205 §15.209; RSS-Gen [8.9]; RSS-Gen [8.9]

RU26

Worst Case Mode:	802.11ax
Worst Case Transfer Rate:	MCS11
Distance of Measurements:	3 Meters
Operating Frequency:	5955MHz
Channel:	1

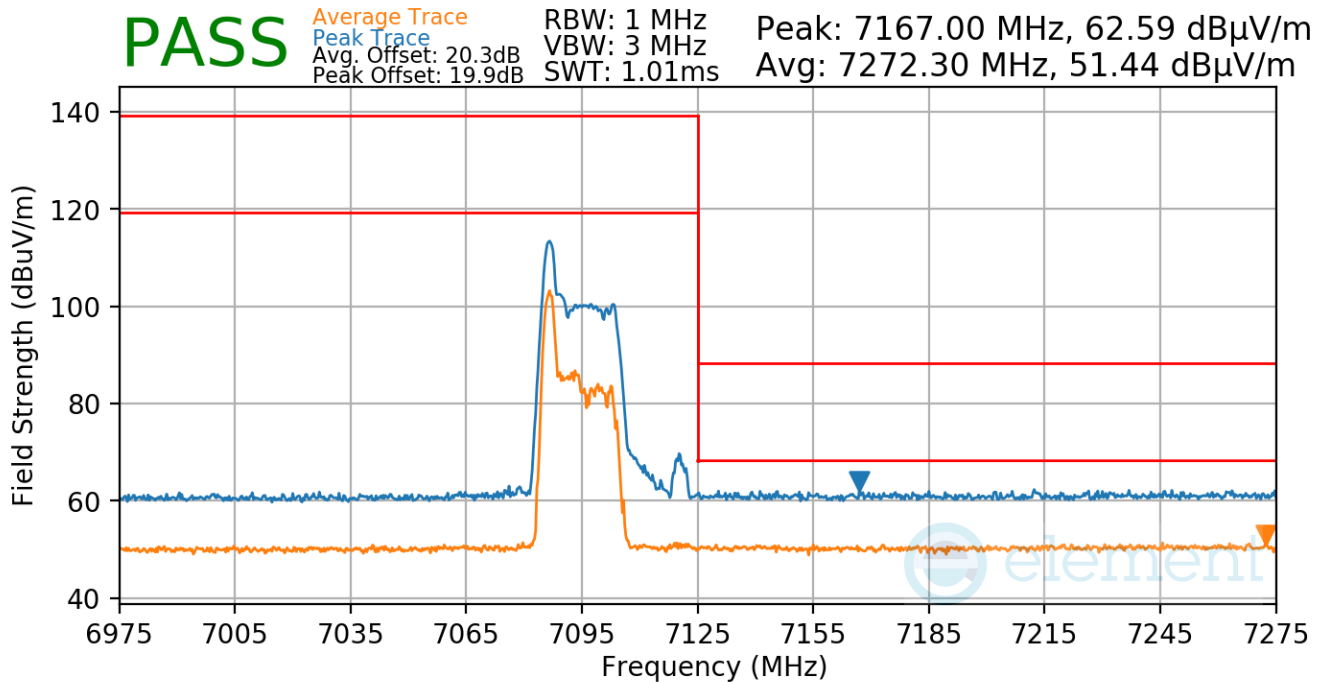


Plot 7-793. SDM Radiated Lower Band Edge (Peak/Average – UNII Band 5 – RU26)

FCC ID: BCGA2764 IC: 579C-A2764	 MEASUREMENT REPORT (CERTIFICATION)		Approved by: Technical Manager
Test Report S/N: 1C2205090028-22-R3.BCG	Test Dates: 5/30/2022 - 9/16/2022	EUT Type: Tablet Device	Page 297 of 324

V 10.5 12/15/2021

Worst Case Mode: 802.11ax
 Worst Case Transfer Rate: MCS11
 Distance of Measurements: 3 Meters
 Operating Frequency: 7095MHz
 Channel: 229



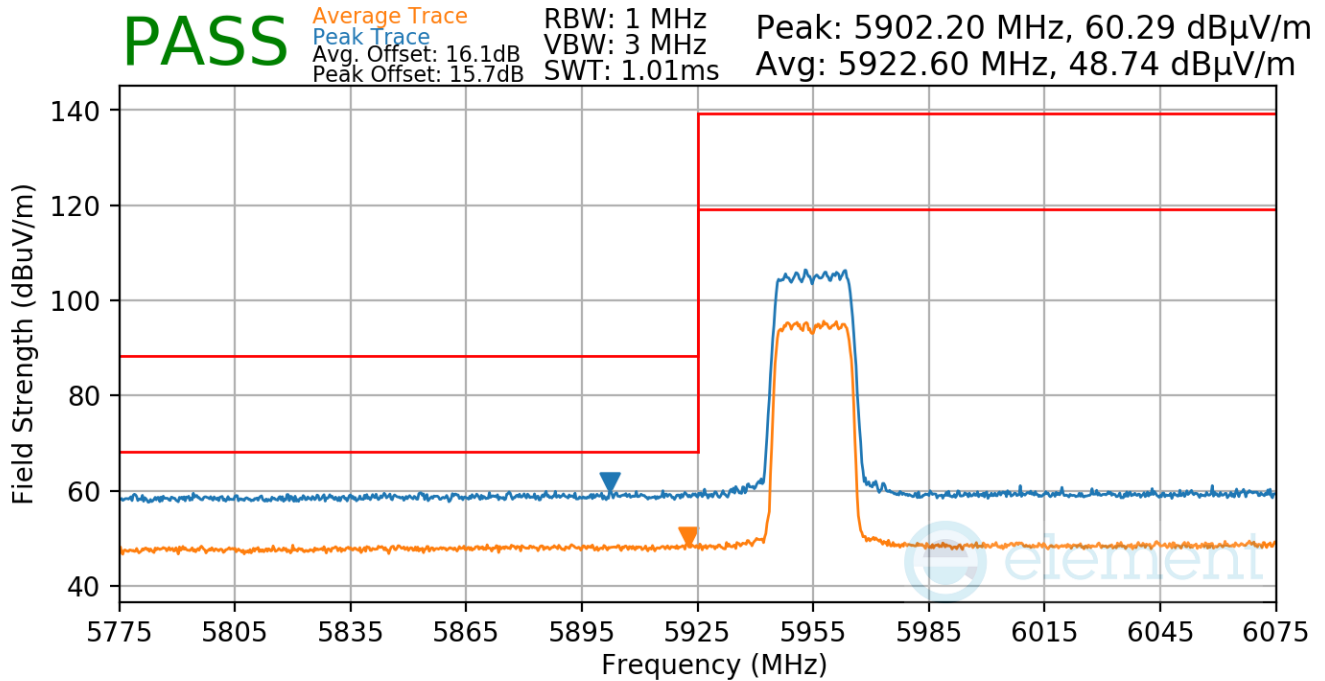
Plot 7-794. SDM Radiated Lower Band Edge (Peak/Average – UNII Band 8 – RU26)

FCC ID: BCGA2764 IC: 579C-A2764	 MEASUREMENT REPORT (CERTIFICATION)		Approved by: Technical Manager
Test Report S/N: 1C2205090028-22-R3.BCG	Test Dates: 5/30/2022 - 9/16/2022	EUT Type: Tablet Device	Page 298 of 324

V 10.5 12/15/2021

RU242

Worst Case Mode: 802.11ax
 Worst Case Transfer Rate: MCS11
 Distance of Measurements: 3 Meters
 Operating Frequency: 5955MHz
 Channel: 1

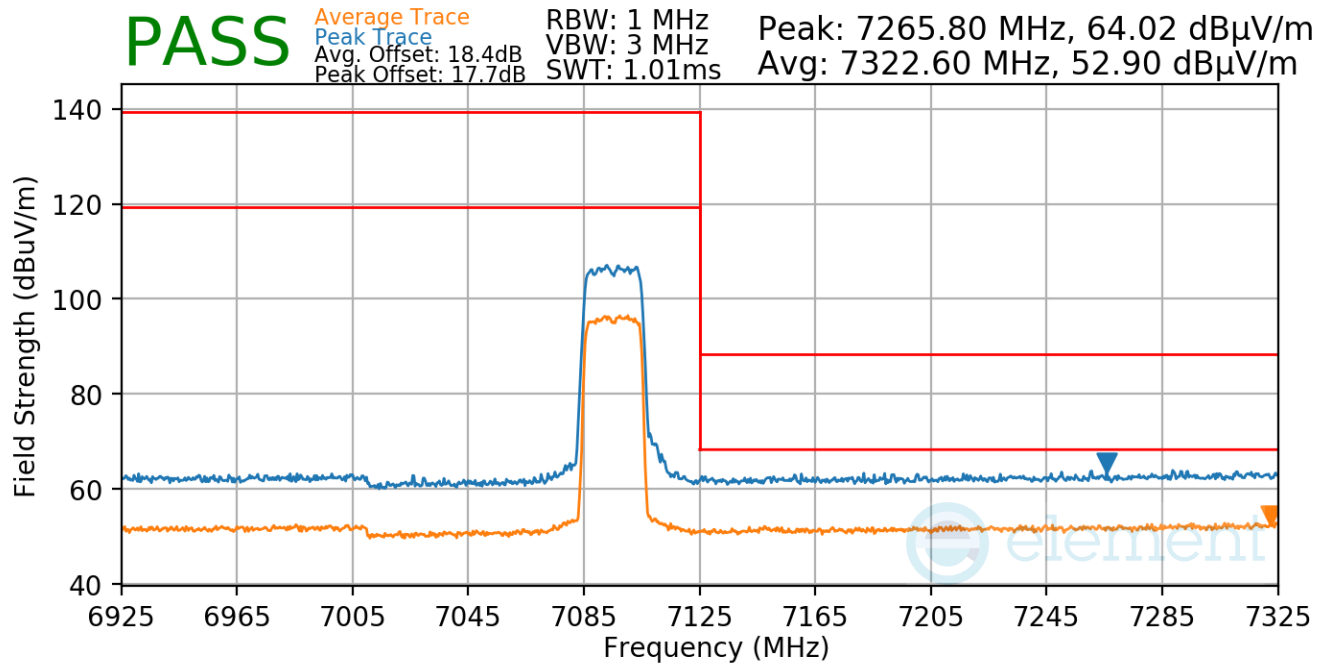


Plot 7-795. SDM Radiated Lower Band Edge (Peak/Average – UNII Band 5 – RU242)

FCC ID: BCGA2764 IC: 579C-A2764		MEASUREMENT REPORT (CERTIFICATION)	Approved by: Technical Manager
Test Report S/N: 1C2205090028-22-R3.BCG	Test Dates: 5/30/2022 - 9/16/2022	EUT Type: Tablet Device	Page 299 of 324

V 10.5 12/15/2021

Worst Case Mode: 802.11ax
 Worst Case Transfer Rate: MCS11
 Distance of Measurements: 3 Meters
 Operating Frequency: 7095MHz
 Channel: 229



Plot 7-796. SDM Radiated Lower Band Edge (Peak/Average – UNII Band 8 – RU242)

FCC ID: BCGA2764 IC: 579C-A2764	 MEASUREMENT REPORT (CERTIFICATION)		Approved by: Technical Manager
Test Report S/N: 1C2205090028-22-R3.BCG	Test Dates: 5/30/2022 - 9/16/2022	EUT Type: Tablet Device	Page 300 of 324

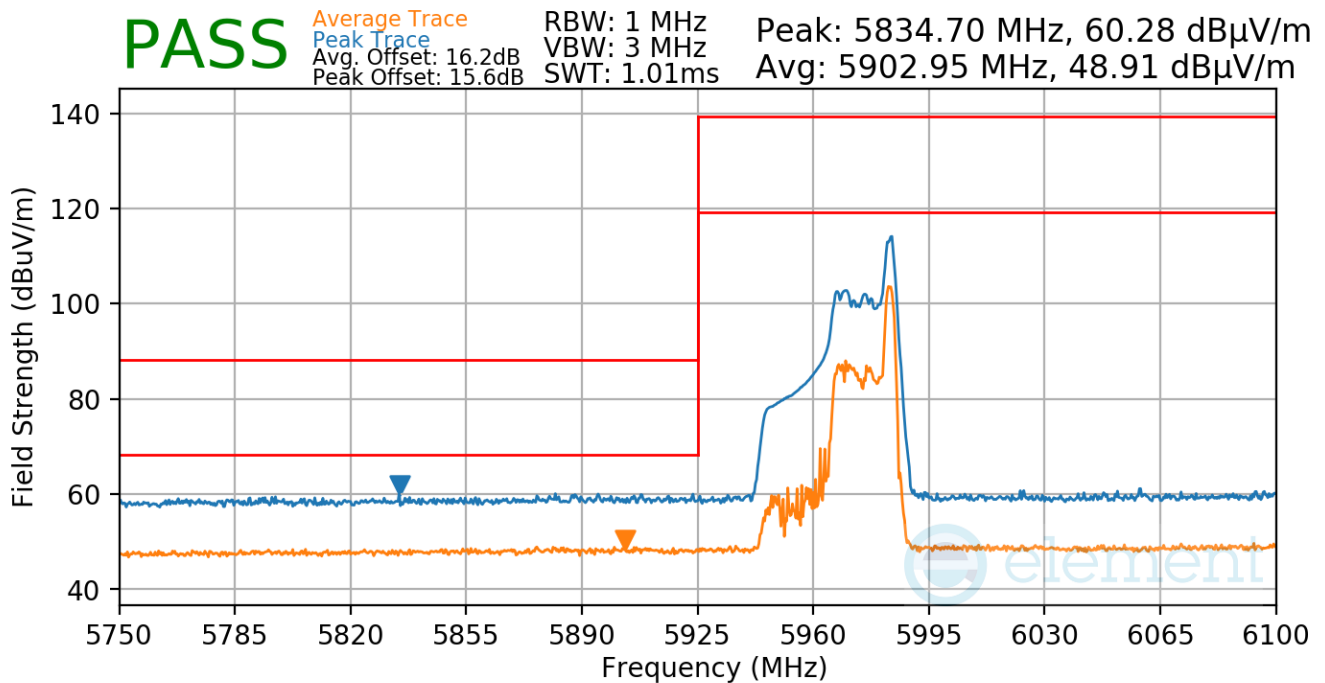
V 10.5 12/15/2021

7.7.13 SDM Radiated Band Edge Measurements (40MHz BW)

§15.407(b.1)(b.2) §15.205 §15.209; RSS-Gen [8.9]

RU26

Worst Case Mode:	802.11ax
Worst Case Transfer Rate:	MCS11
Distance of Measurements:	3 Meters
Operating Frequency:	5965MHz
Channel:	3

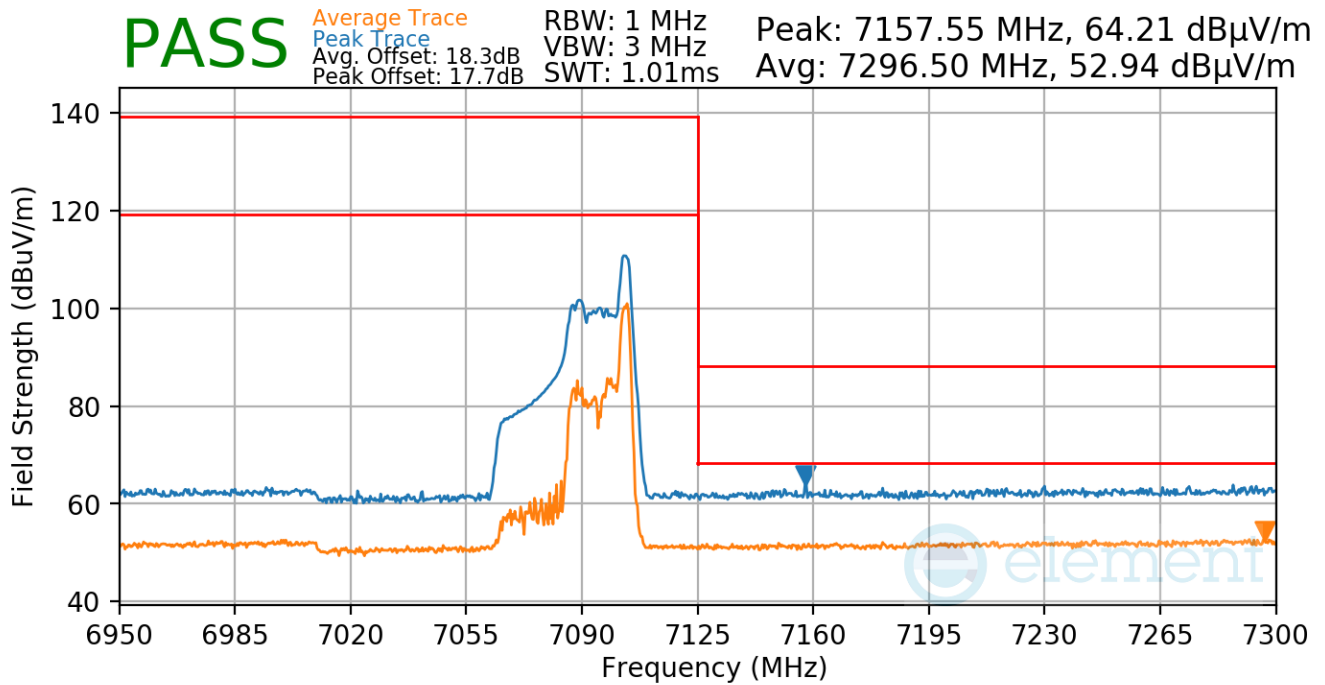


Plot 7-797. SDM Radiated Lower Band Edge (Peak & Average – UNII Band 5 – RU26)


FCC ID: BCGA2764 IC: 579C-A2764	 MEASUREMENT REPORT (CERTIFICATION)		Approved by: Technical Manager
Test Report S/N: 1C2205090028-22-R3.BCG	Test Dates: 5/30/2022 - 9/16/2022	EUT Type: Tablet Device	Page 301 of 324

V 10.5 12/15/2021

Worst Case Mode: 802.11ax
 Worst Case Transfer Rate: MCS11
 Distance of Measurements: 3 Meters
 Operating Frequency: 7085MHz
 Channel: 227



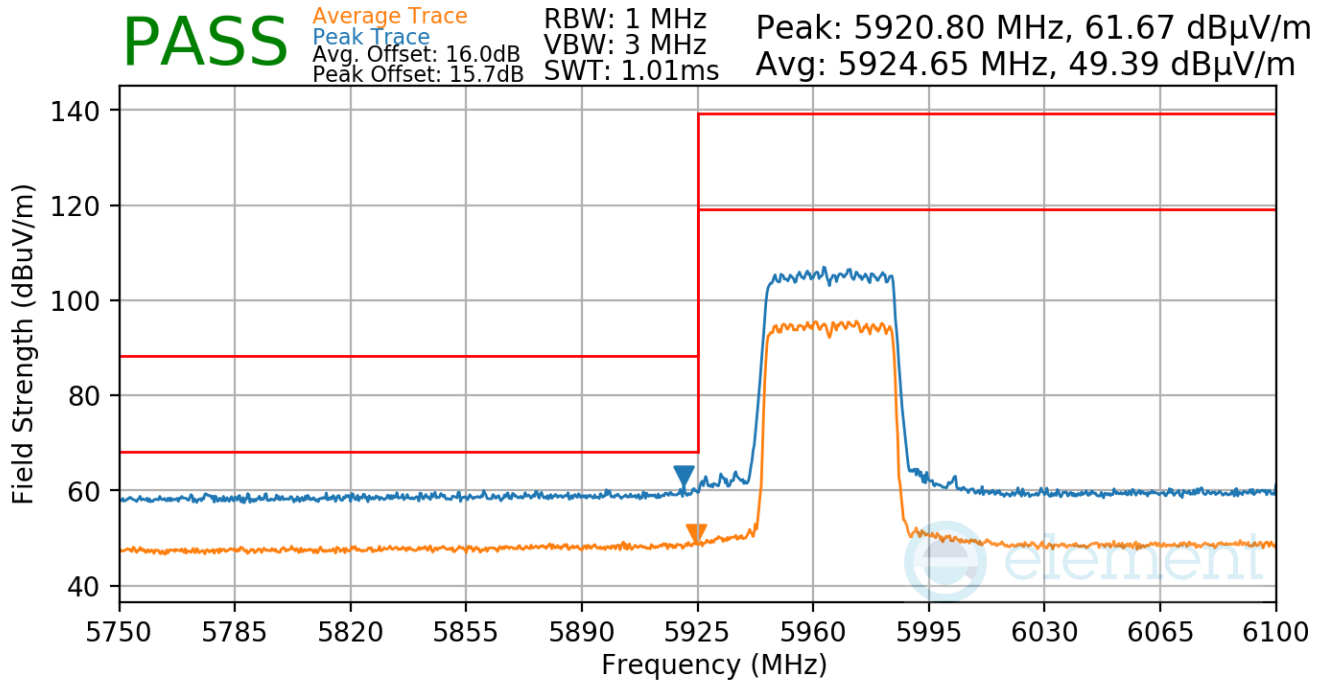
Plot 7-798. SDM Radiated Lower Band Edge (Peak & Average – UNII Band 8 – RU26)

FCC ID: BCGA2764 IC: 579C-A2764	 MEASUREMENT REPORT (CERTIFICATION)		Approved by: Technical Manager
Test Report S/N: 1C2205090028-22-R3.BCG	Test Dates: 5/30/2022 - 9/16/2022	EUT Type: Tablet Device	Page 302 of 324


V 10.5 12/15/2021

RU484

Worst Case Mode: 802.11ax
 Worst Case Transfer Rate: MCS11
 Distance of Measurements: 3 Meters
 Operating Frequency: 5965MHz
 Channel: 3

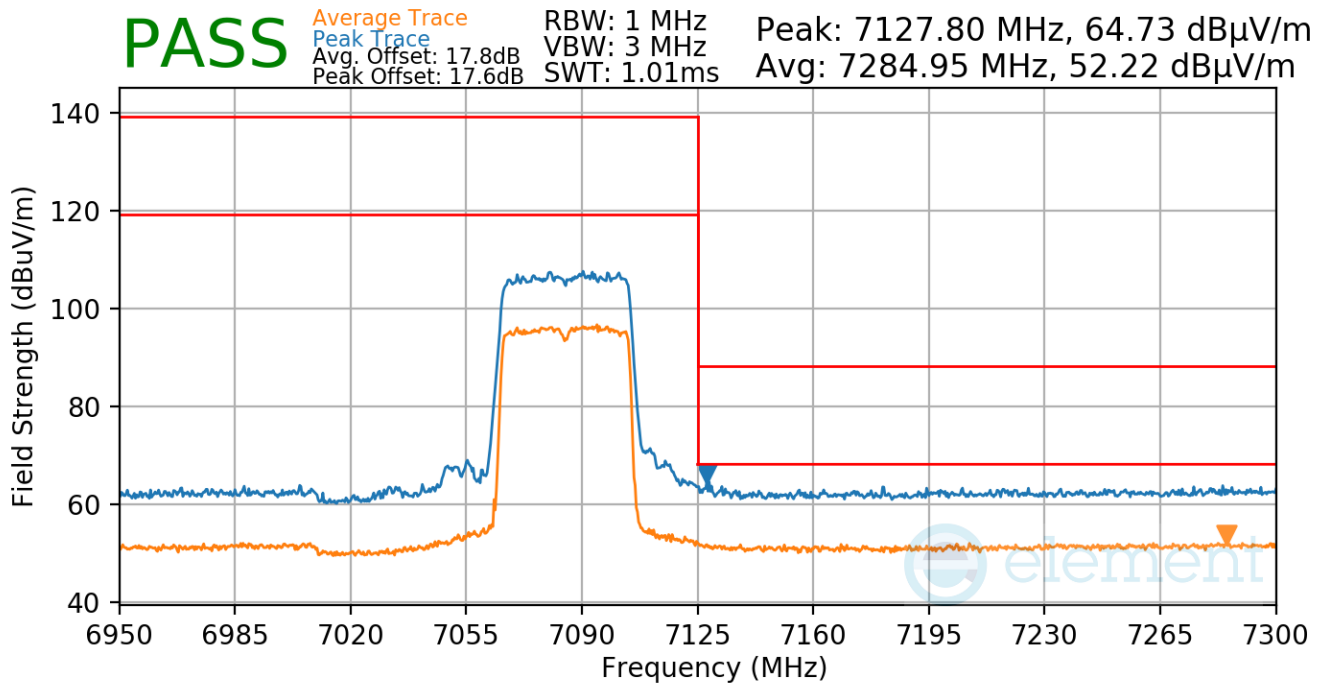


Plot 7-799. SDM Radiated Lower Band Edge (Peak & Average – UNII Band 5 – RU484)

FCC ID: BCGA2764 IC: 579C-A2764		MEASUREMENT REPORT (CERTIFICATION)	Approved by: Technical Manager
Test Report S/N: 1C2205090028-22-R3.BCG	Test Dates: 5/30/2022 - 9/16/2022	EUT Type: Tablet Device	Page 303 of 324

V 10.5 12/15/2021

Worst Case Mode: 802.11ax
 Worst Case Transfer Rate: MCS11
 Distance of Measurements: 3 Meters
 Operating Frequency: 7085MHz
 Channel: 227



Plot 7-800. SDM Radiated Lower Band Edge (Peak & Average – UNII Band 8 – RU484)

FCC ID: BCGA2764 IC: 579C-A2764	 MEASUREMENT REPORT (CERTIFICATION)		Approved by: Technical Manager
Test Report S/N: 1C2205090028-22-R3.BCG	Test Dates: 5/30/2022 - 9/16/2022	EUT Type: Tablet Device	Page 304 of 324

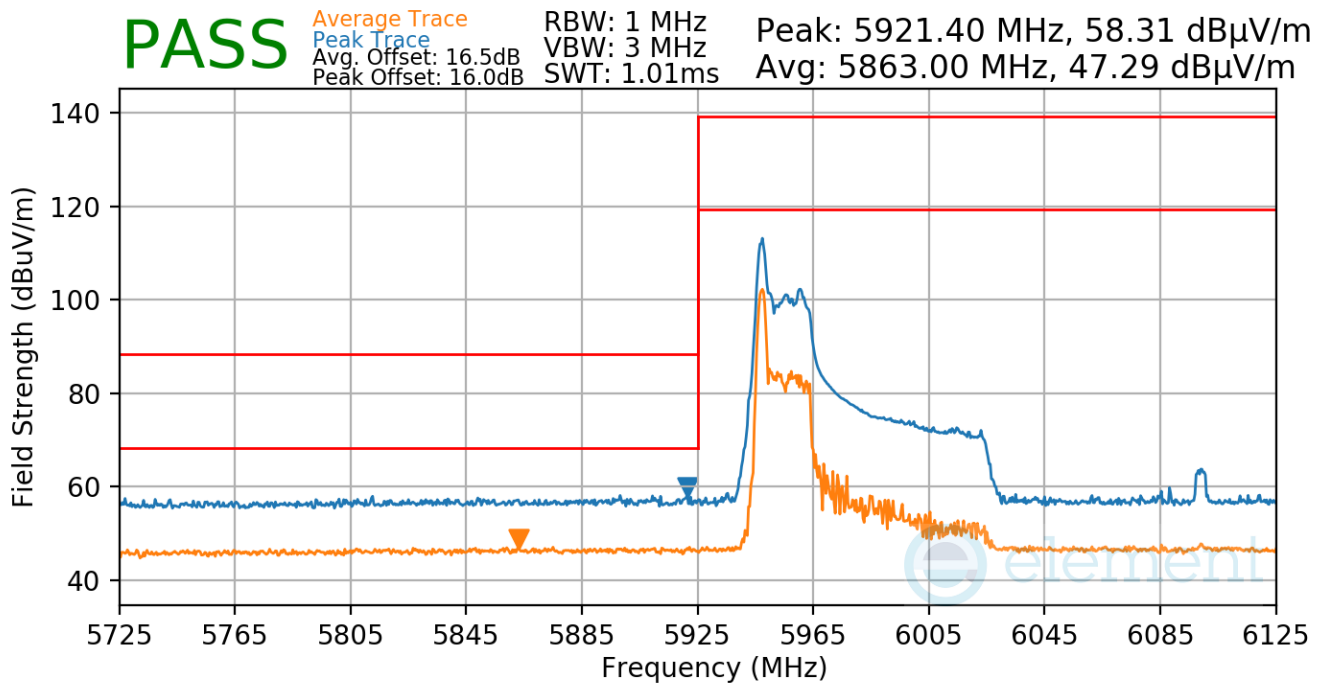
V 10.5 12/15/2021

7.7.14 SDM Radiated Band Edge Measurements (80MHz BW)

§15.407(b.1)(b.2) §15.205 §15.209; RSS-Gen [8.9]

RU26

Worst Case Mode:	802.11ax
Worst Case Transfer Rate:	MCS11
Distance of Measurements:	3 Meters
Operating Frequency:	5985MHz
Channel:	7

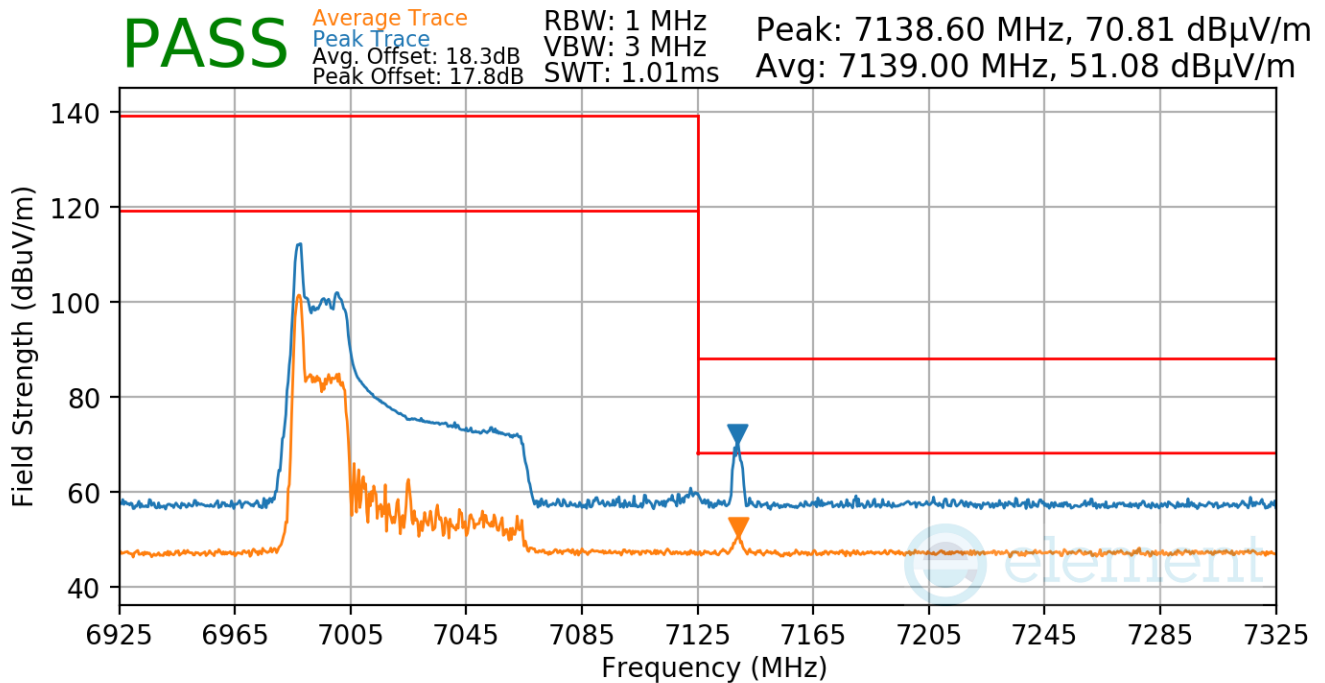


Plot 7-801. SDM Radiated Lower Band Edge (Peak & Average – UNII Band 5 – RU26)

FCC ID: BCGA2764 IC: 579C-A2764		MEASUREMENT REPORT (CERTIFICATION)	Approved by: Technical Manager
Test Report S/N: 1C2205090028-22-R3.BCG	Test Dates: 5/30/2022 - 9/16/2022	EUT Type: Tablet Device	Page 305 of 324

V 10.5 12/15/2021

Worst Case Mode: 802.11ax
 Worst Case Transfer Rate: MCS11
 Distance of Measurements: 3 Meters
 Operating Frequency: 7025MHz
 Channel: 215



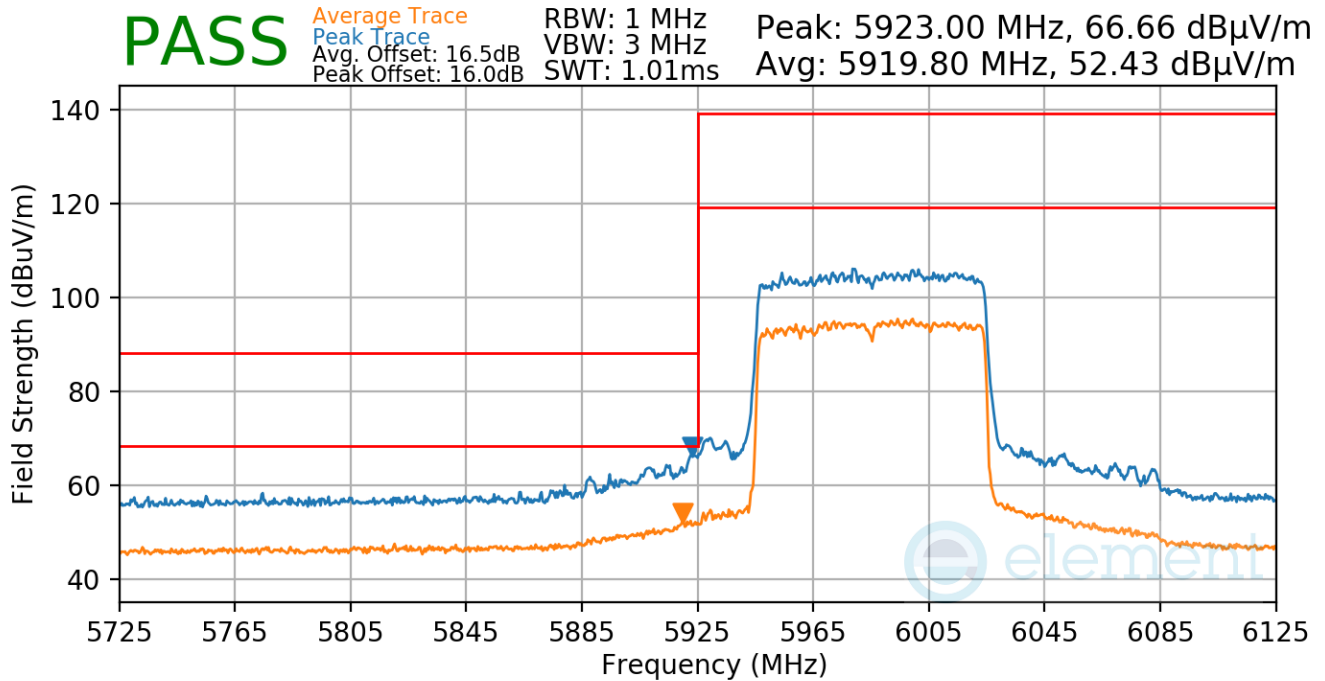
Plot 7-802. SDM Radiated Lower Band Edge (Peak & Average – UNII Band 8 – RU26)

FCC ID: BCGA2764 IC: 579C-A2764	 MEASUREMENT REPORT (CERTIFICATION)		Approved by: Technical Manager
Test Report S/N: 1C2205090028-22-R3.BCG	Test Dates: 5/30/2022 - 9/16/2022	EUT Type: Tablet Device	Page 306 of 324

V 10.5 12/15/2021

RU996

Worst Case Mode: 802.11ax
 Worst Case Transfer Rate: MCS11
 Distance of Measurements: 3 Meters
 Operating Frequency: 5985MHz
 Channel: 7

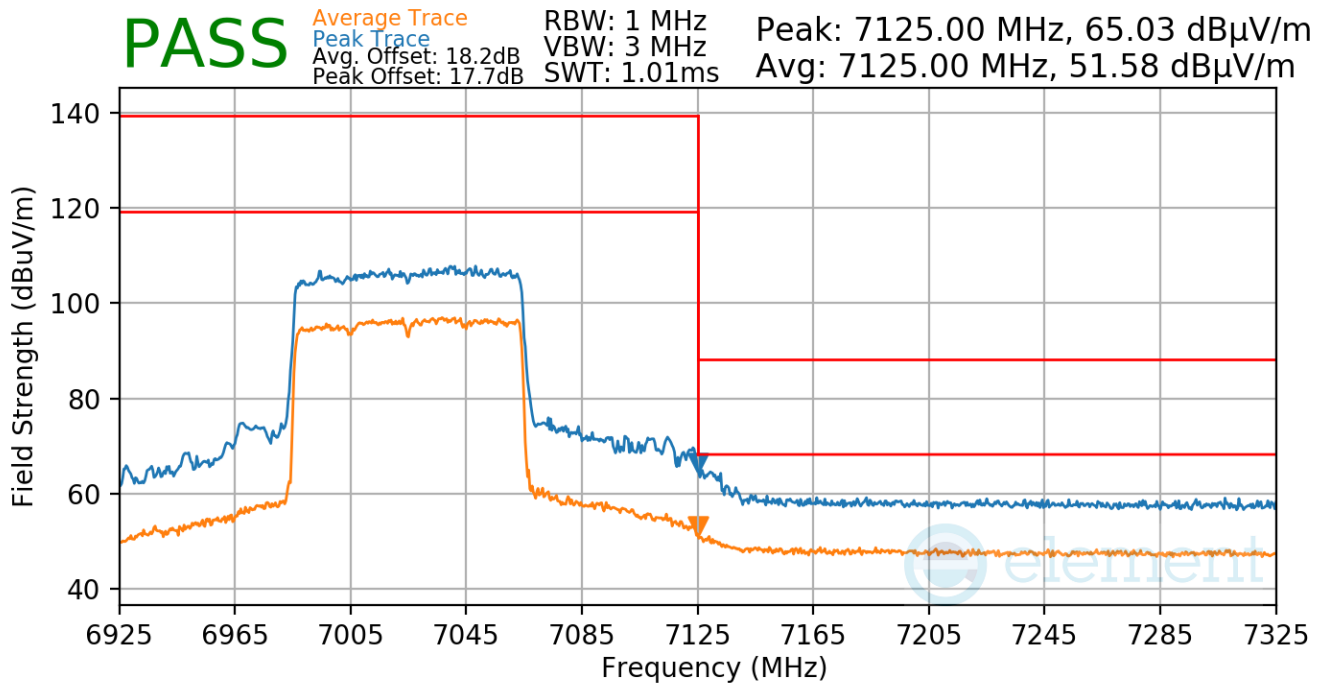


Plot 7-803. SDM Radiated Lower Band Edge (Peak & Average – UNII Band 5 – RU996)

FCC ID: BCGA2764 IC: 579C-A2764		MEASUREMENT REPORT (CERTIFICATION)	Approved by: Technical Manager
Test Report S/N: 1C2205090028-22-R3.BCG	Test Dates: 5/30/2022 - 9/16/2022	EUT Type: Tablet Device	Page 307 of 324

V 10.5 12/15/2021

Worst Case Mode: 802.11ax
 Worst Case Transfer Rate: MCS11
 Distance of Measurements: 3 Meters
 Operating Frequency: 7025MHz
 Channel: 215



Plot 7-804. SDM Radiated Lower Band Edge (Peak & Average – UNII Band 8 – RU996)

FCC ID: BCGA2764 IC: 579C-A2764		MEASUREMENT REPORT (CERTIFICATION)	Approved by: Technical Manager
Test Report S/N: 1C2205090028-22-R3.BCG	Test Dates: 5/30/2022 - 9/16/2022	EUT Type: Tablet Device	Page 308 of 324

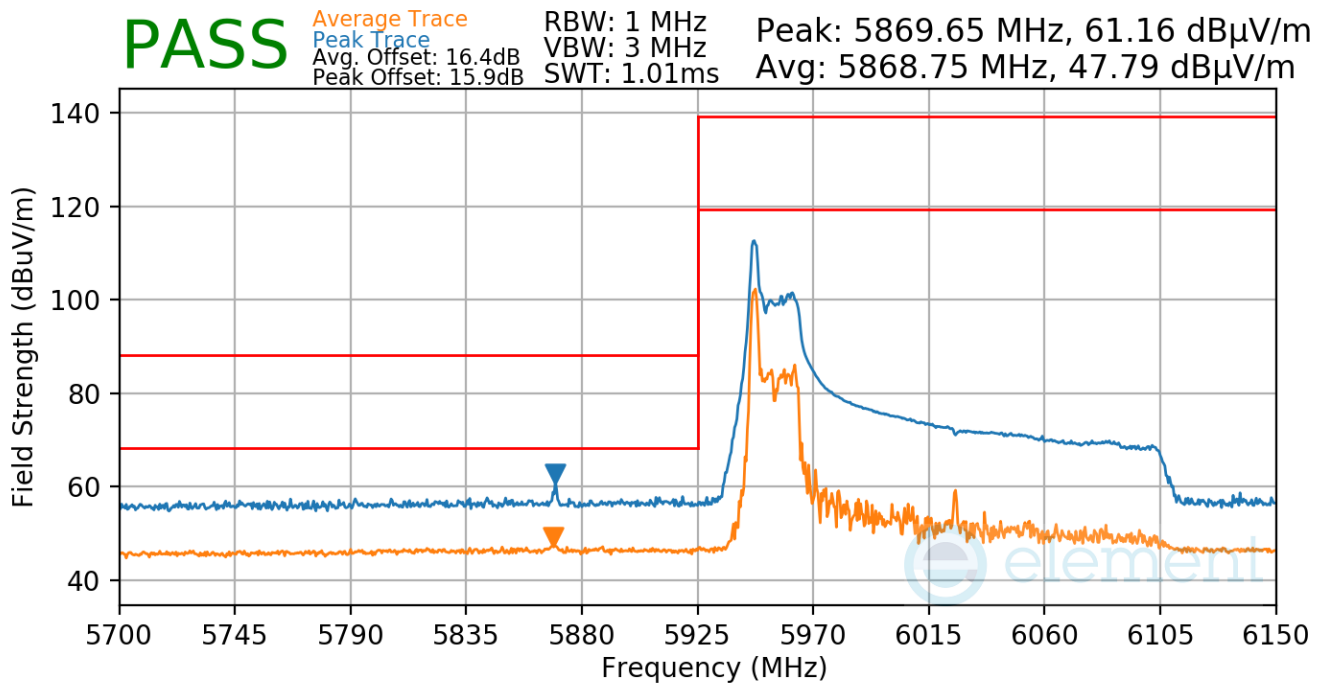
V 10.5 12/15/2021

7.7.15 SDM Radiated Band Edge Measurements (160MHz BW)

§15.407(b.1)(b.2) §15.205 §15.209; RSS-Gen [8.9]

RU26

Worst Case Mode:	802.11ax
Worst Case Transfer Rate:	MCS11
Distance of Measurements:	3 Meters
Operating Frequency:	6025MHz
Channel:	15

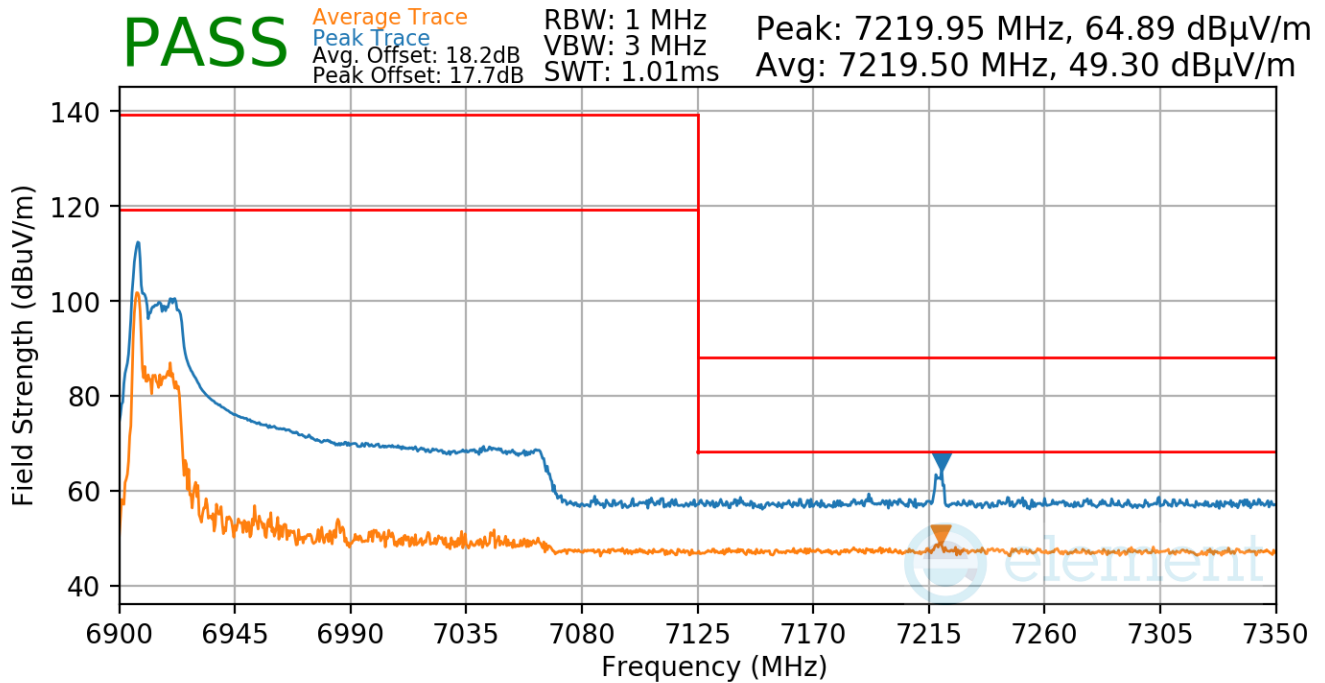


Plot 7-805. SDM Radiated Lower Band Edge (Peak & Average – UNII Band 5 – RU26)

FCC ID: BCGA2764 IC: 579C-A2764		MEASUREMENT REPORT (CERTIFICATION)	Approved by: Technical Manager
Test Report S/N: 1C2205090028-22-R3.BCG	Test Dates: 5/30/2022 - 9/16/2022	EUT Type: Tablet Device	Page 309 of 324

V 10.5 12/15/2021

Worst Case Mode: 802.11ax
 Worst Case Transfer Rate: MCS11
 Distance of Measurements: 3 Meters
 Operating Frequency: 6985MHz
 Channel: 207



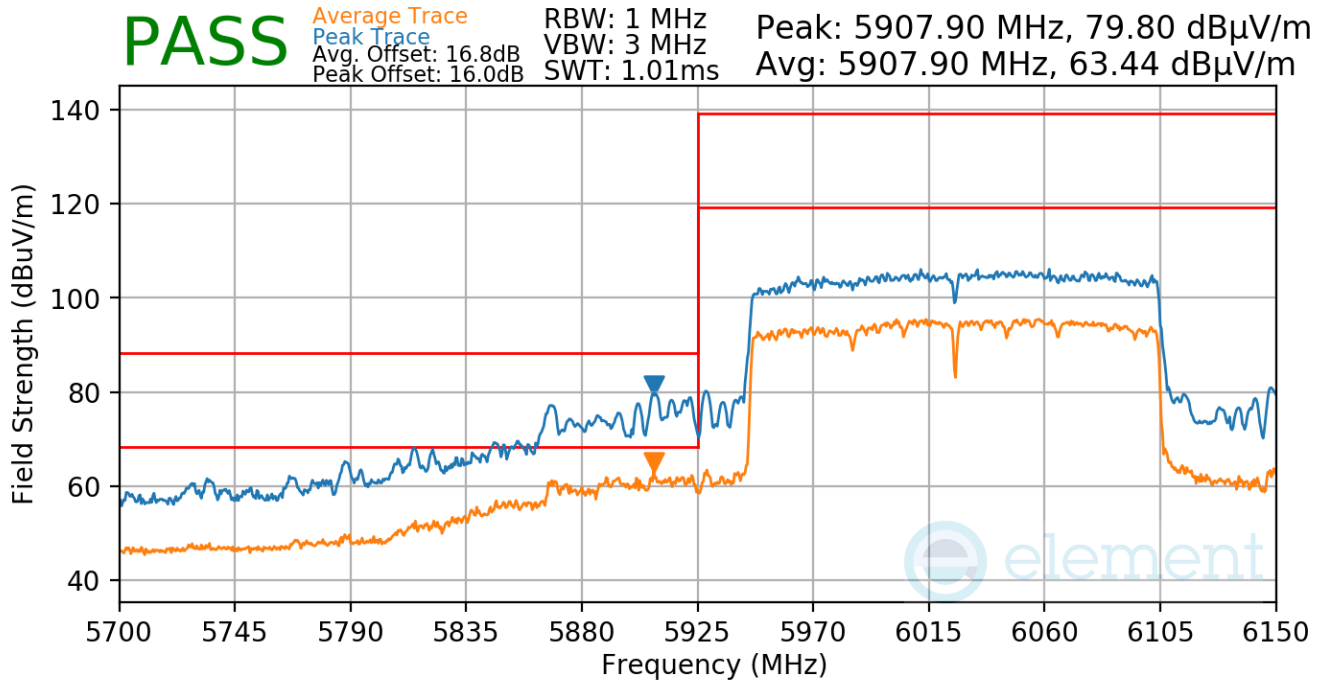
Plot 7-806. SDM Radiated Lower Band Edge (Peak & Average – UNII Band 8 – RU26)

FCC ID: BCGA2764 IC: 579C-A2764	 MEASUREMENT REPORT (CERTIFICATION)		Approved by: Technical Manager
Test Report S/N: 1C2205090028-22-R3.BCG	Test Dates: 5/30/2022 - 9/16/2022	EUT Type: Tablet Device	Page 310 of 324

V 10.5 12/15/2021

RU996x2

Worst Case Mode:	802.11ax
Worst Case Transfer Rate:	MCS11
Distance of Measurements:	3 Meters
Operating Frequency:	6025MHz
Channel:	15

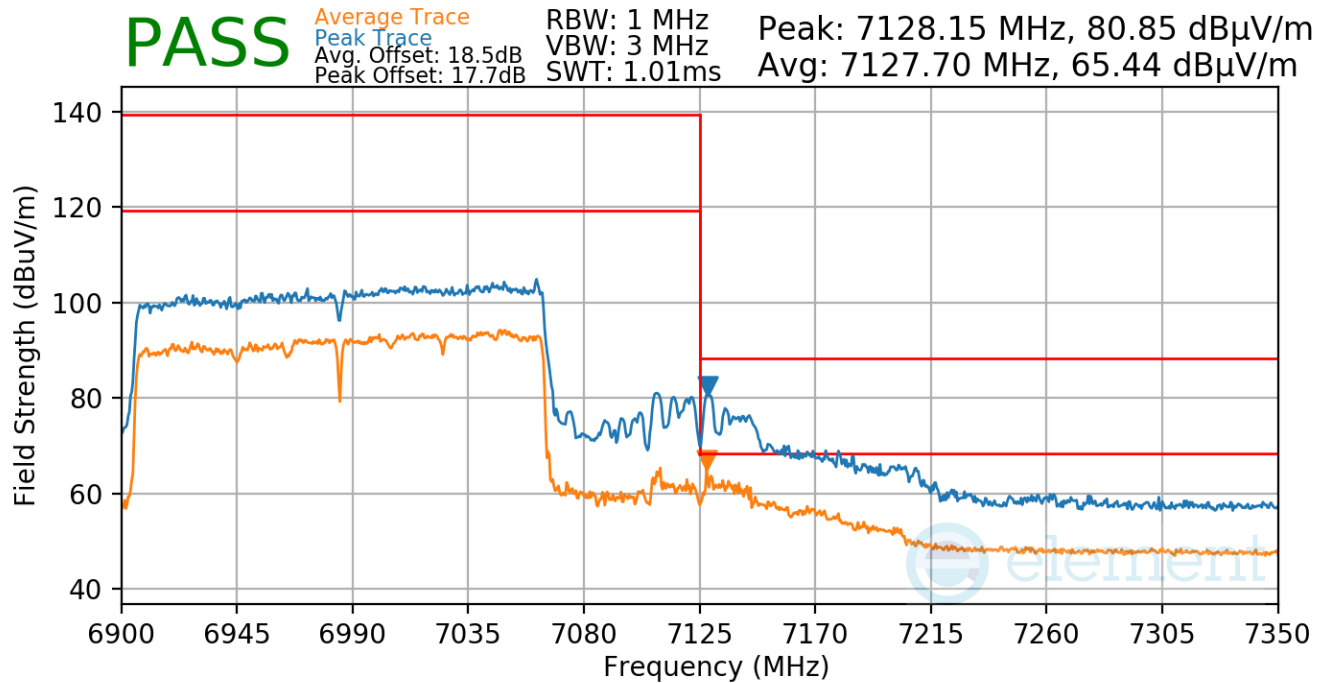


Plot 7-807. SDM Radiated Lower Band Edge (Peak & Average – UNII Band 5 – RU996x2)


FCC ID: BCGA2764 IC: 579C-A2764		MEASUREMENT REPORT (CERTIFICATION)	Approved by: Technical Manager
Test Report S/N: 1C2205090028-22-R3.BCG	Test Dates: 5/30/2022 - 9/16/2022	EUT Type: Tablet Device	Page 311 of 324

V 10.5 12/15/2021

Worst Case Mode: 802.11ax
 Worst Case Transfer Rate: MCS11
 Distance of Measurements: 3 Meters
 Operating Frequency: 6985MHz
 Channel: 207



Plot 7-808. SDM Radiated Lower Band Edge (Peak & Average – UNII Band 8 – RU996x2)

FCC ID: BCGA2764 IC: 579C-A2764		MEASUREMENT REPORT (CERTIFICATION)	Approved by: Technical Manager
Test Report S/N: 1C2205090028-22-R3.BCG	Test Dates: 5/30/2022 - 9/16/2022	EUT Type: Tablet Device	Page 312 of 324

V 10.5 12/15/2021

Unless otherwise specified, no part of this report may be reproduced or utilized in any part, form or by any means, electronic or mechanical, including photocopying and microfilm, without permission in writing from Element Washington DC LLC. If you have any questions about this or have an enquiry about obtaining additional rights to this report or assembly of contents thereof, please contact ct.info@element.com.

7.8 Radiated Spurious Emissions – Below 1GHz

§15.209; RSS-Gen [8.9]

Test Overview and Limit

All out of band radiated spurious emissions are measured with a spectrum analyzer connected to a receive antenna while the EUT is operating at its maximum duty cycle, at maximum power, and at the appropriate frequencies. All data rates and modes were investigated for radiated spurious emissions. Only the radiated emissions of the configuration that produced the worst case emissions are reported in this section.

All out of band emissions appearing in a restricted band as specified in Section 15.205 of the Title 47 CFR and Table 7 of RSS-Gen (8.10) must not exceed the limits shown in Table 7-124 per Section 15.209 and RSS-Gen (8.9).

Frequency	Field Strength [μV/m]	Measured Distance [Meters]
0.009 – 0.490 MHz	2400/F (kHz)	300
0.490 – 1.705 MHz	24000/F (kHz)	30
1.705 – 30.00 MHz	30	30
30.00 – 88.00 MHz	100	3
88.00 – 216.0 MHz	150	3
216.0 – 960.0 MHz	200	3
Above 960.0 MHz	500	3

Table 7-124. Radiated Limits

Test Procedures Used

ANSI C63.10-2013

Test Settings

Quasi-Peak Field Strength Measurements

1. Analyzer center frequency was set to the frequency of the radiated spurious emission of interest
2. RBW = 120kHz (for emissions from 30MHz – 1GHz)
3. Detector = quasi-peak
4. Sweep time = auto couple
5. Trace mode = max hold
6. Trace was allowed to stabilize

Peak Field Strength Measurements

1. Analyzer center frequency was set to the frequency of the radiated spurious emission of interest
2. RBW = 120kHz (for emissions from 30MHz – 1GHz)
3. VBW = 300kHz
4. Detector = quasi-peak
5. Sweep time = auto couple
6. Trace mode = max hold
7. Trace was allowed to stabilize

FCC ID: BCGA2764 IC: 579C-A2764		MEASUREMENT REPORT (CERTIFICATION)	Approved by: Technical Manager
Test Report S/N: 1C2205090028-22-R3.BCG	Test Dates: 5/30/2022 - 9/16/2022	EUT Type: Tablet Device	Page 313 of 324

V 10.5 12/15/2021

Test Setup

The EUT and measurement equipment were set up as shown in the diagrams below.

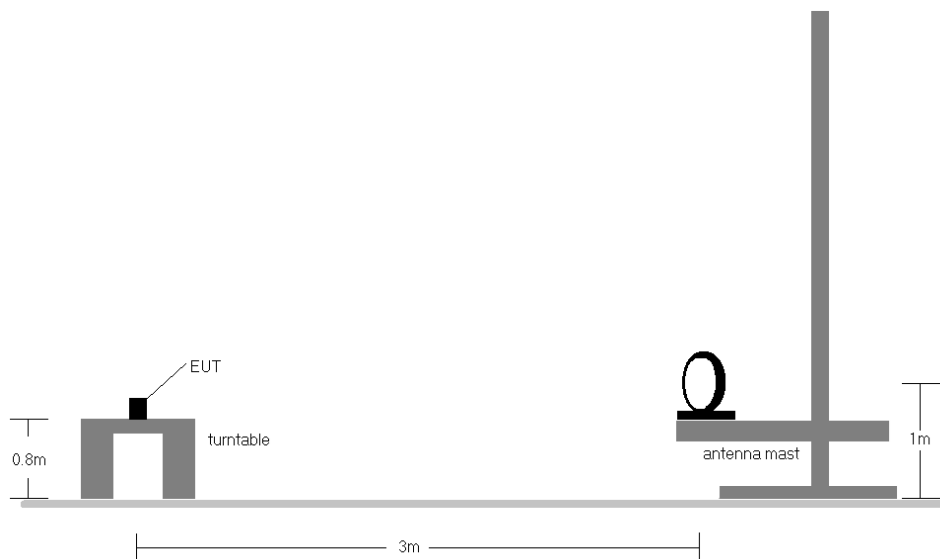


Figure 7-6. Radiated Test Setup < 30MHz

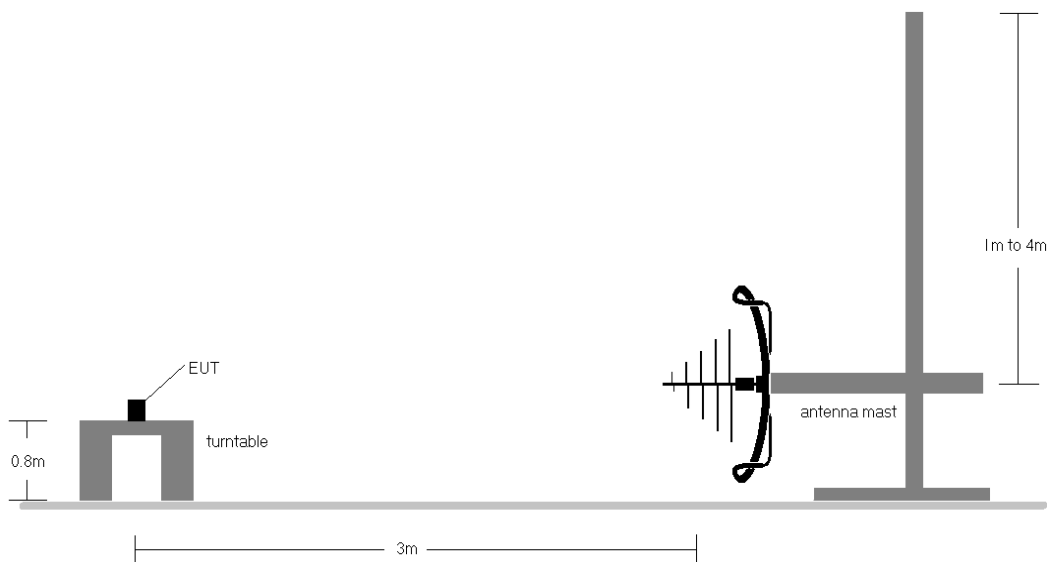



Figure 7-7. Radiated Test Setup < 1GHz

FCC ID: BCGA2764 IC: 579C-A2764	 MEASUREMENT REPORT (CERTIFICATION)		Approved by: Technical Manager
Test Report S/N: 1C2205090028-22-R3.BCG	Test Dates: 5/30/2022 - 9/16/2022	EUT Type: Tablet Device	Page 314 of 324

V 10.5 12/15/2021

Test Notes

1. All emissions lying in restricted bands specified in §15.205 and RSS-Gen (8.10) are below the limit shown in Table 7-124.
2. The broadband receive antenna is manipulated through vertical and horizontal polarizations during the tests. The EUT is manipulated through three orthogonal planes. For below 30MHz the loop antenna was positioned in 3 orthogonal planes (X front, Y side, Z top) to determine the orientation resulting in the worst case emissions.
3. This unit was tested with its standard battery.
4. The spectrum is investigated using a peak detector and final measurements are recorded using CISPR quasi peak detector on emissions that were within 6dB of the limit.
5. Emissions were measured at a 3 meter test distance.
6. Emissions are investigated while operating on the center channel of the mode, band, and modulation that produced the worst case results during the transmitter spurious emissions testing.
7. No spurious emissions were detected within 20dB of the limit below 30MHz.
8. The results recorded using the broadband antenna is known to correlate with the results obtained by using a tuned dipole with an acceptable degree of accuracy. The VSWR for the measurement antenna was found to be less than 2:1.
9. Both configurations below were investigated, and the worst case has been reported.
 - a. EUT powered by AC/DC adaptor via USB-C cable with wire charger
 - b. EUT powered by host PC via USB-C cable with wire charger
10. All antenna configurations were investigated and only the worst case is reported.
11. The unit was tested with all possible modes and only the highest emission is reported.

Sample Calculations

Determining Spurious Emissions Levels

- Field Strength Level $_{[dB\mu V/m]} = \text{Analyzer Level}_{[dBm]} + 107 + \text{AFCL}_{[dB/m]}$
- $\text{AFCL}_{[dB/m]} = \text{Antenna Factor}_{[dB/m]} + \text{Cable Loss}_{[dB]} - \text{Preamp Gain}_{[dB]}$
- $\text{Margin}_{[dB]} = \text{Field Strength Level}_{[dB\mu V/m]} - \text{Limit}_{[dB\mu V/m]}$

FCC ID: BCGA2764 IC: 579C-A2764	 MEASUREMENT REPORT (CERTIFICATION)		Approved by: Technical Manager
Test Report S/N: 1C2205090028-22-R3.BCG	Test Dates: 5/30/2022 - 9/16/2022	EUT Type: Tablet Device	Page 315 of 324

V 10.5 12/15/2021