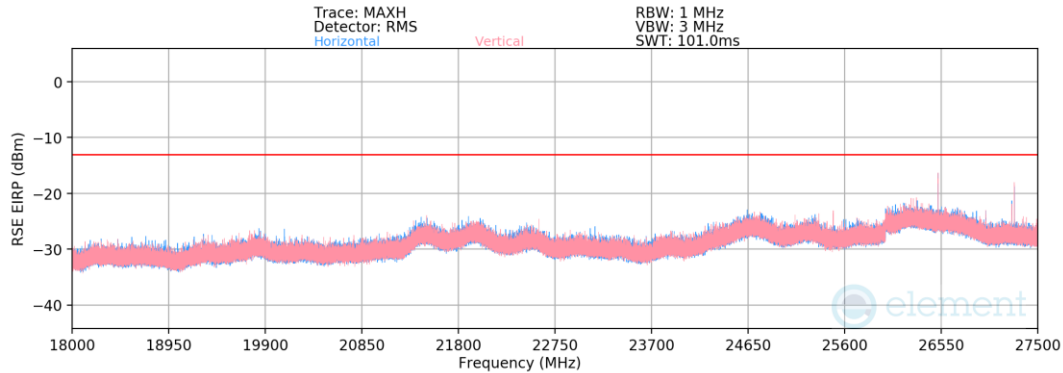
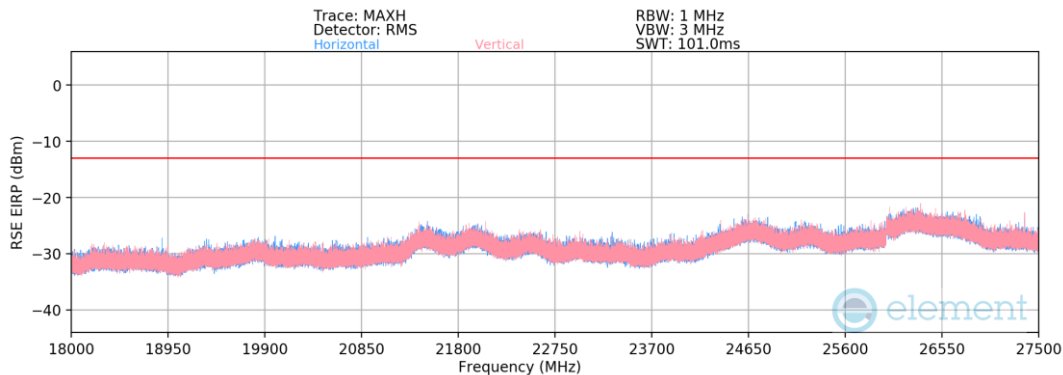


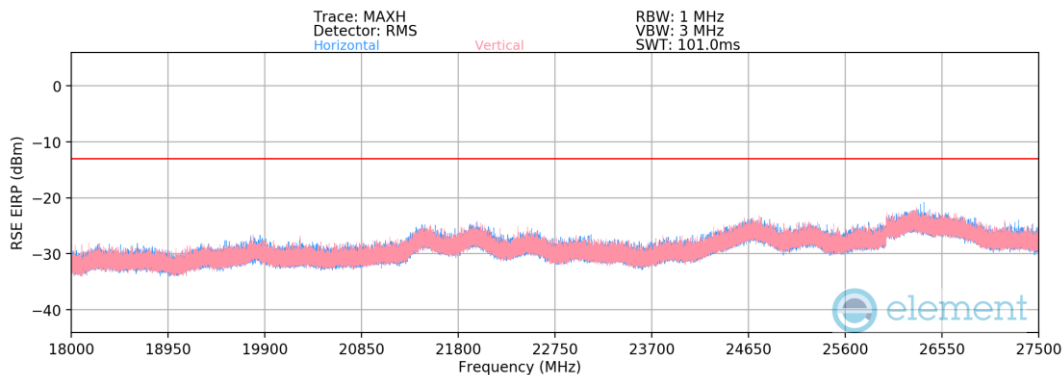
18GHz - 27.5GHz



Plot 7-559. Ant M3 - RSE Plot (Band n261 -100MHz-1CC SISO Dual Pol – QPSK – Low Channel)



Plot 7-560. Ant M3 - RSE Plot (Band n261 -100MHz-1CC SISO Dual Pol – QPSK – Mid Channel)



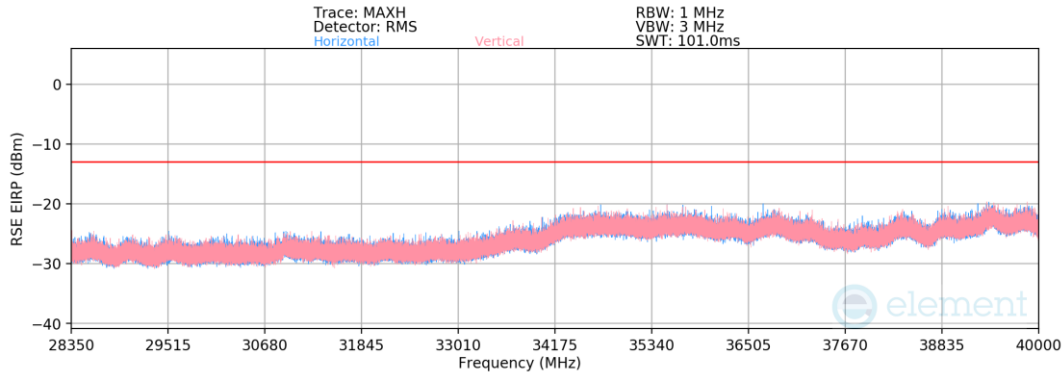
Plot 7-561. Ant M3 - RSE Plot (Band n261 -100MHz-1CC SISO Dual Pol – QPSK – High Channel)

Frequency [MHz]	Channel	Bandwidth (MHz)	Antenna Diversity	Waveform	Modulation	Antenna Polarization [H/V]	Turntable Azimuth [degrees]	Positioner Azimuth [degrees]	EIRP Emission Level [dBm]	TRP Limit [dBm]	Margin [dB]
24721.89	Low	100	SISO Dual Pol	DFTs-OFDM	QPSK	H	351	77	-22.35	-13.00	-9.35
27242.03	Low	100	SISO Dual Pol	DFTs-OFDM	QPSK	H	344	88	-24.89	-13.00	-11.89

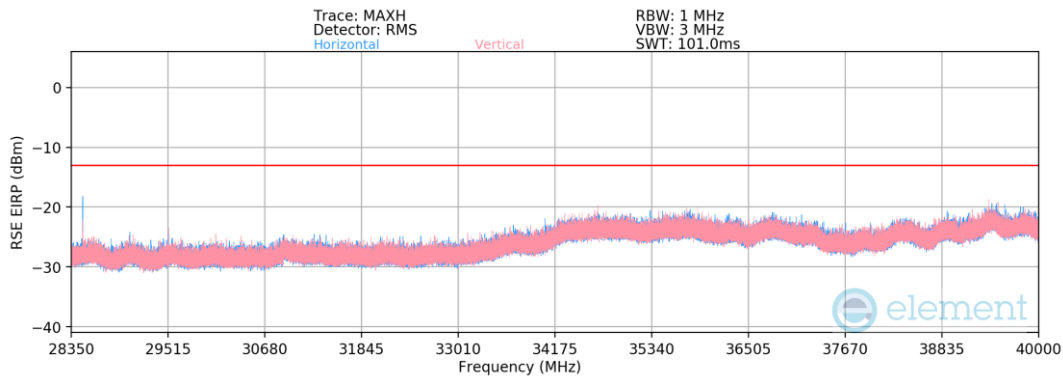
Table 7-109. Ant M3 - RSE Measurements (Band n261 -100MHz-1CC SISO Dual Pol – QPSK)

FCC ID: BCGA2764		PART 30 MEASUREMENT REPORT (CERTIFICATION)							Approved by: Technical Manager		
Test Report S/N: 1C2205090028-06-R1.BCG	Test Dates: 5/30/2022 – 9/24/2022	EUT Type: Tablet Device							Page 341 of 999		

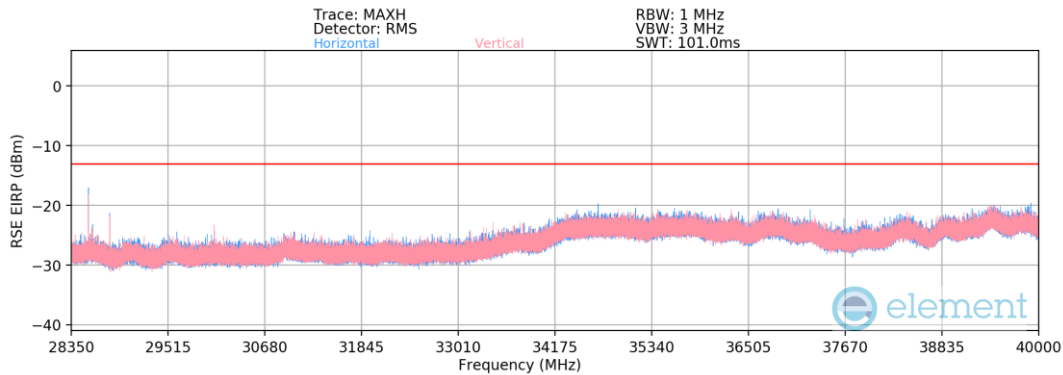
28.35GHz - 40GHz



Plot 7-562. Ant M3 - RSE Plot (Band n261 -100MHz-1CC SISO Dual Pol – QPSK – Low Channel)



Plot 7-563. Ant M3 - RSE Plot (Band n261 -100MHz-1CC SISO Dual Pol – QPSK – Mid Channel)



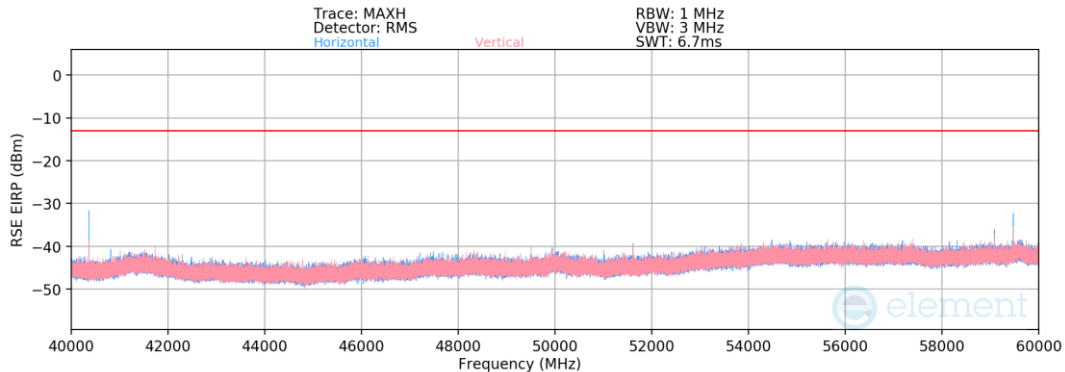
Plot 7-564. Ant M3 - RSE Plot (Band n261 -100MHz-1CC SISO Dual Pol – QPSK – High Channel)

Frequency [MHz]	Channel	Bandwidth (MHz)	Antenna Diversity	Waveform	Modulation	Antenna Polarization [H/V]	Turntable Azimuth [degrees]	Positioner Azimuth [degrees]	EIRP Emission Level [dBm]	TRP Limit [dBm]	Margin [dB]
28487.29	Mid	100	SISO Dual Pol	DFTs-OFDM	QPSK	H	3	325	-30.08	-13.00	-17.08
28606.51	High	100	SISO Dual Pol	DFTs-OFDM	QPSK	H	3	7	-29.67	-13.00	-16.67
28810.92	High	100	SISO Dual Pol	DFTs-OFDM	QPSK	H	357	335	-30.54	-13.00	-17.54

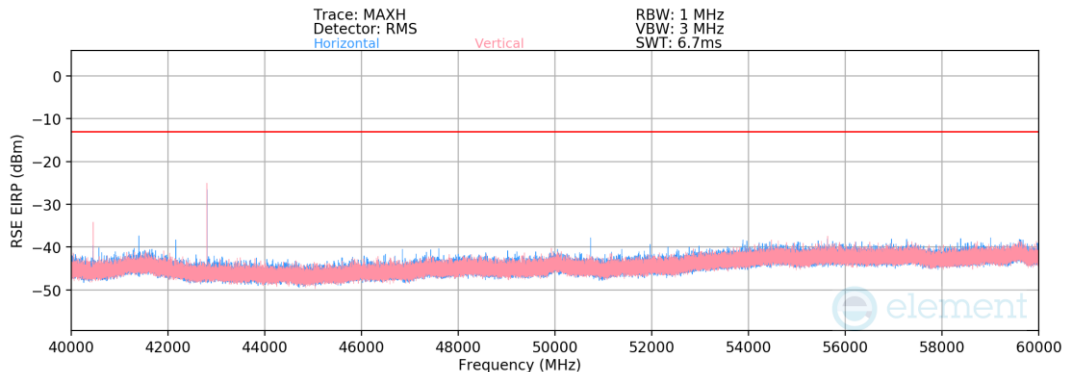
Table 7-110. Ant M3 - RSE Measurements (Band n261 -100MHz-1CC SISO Dual Pol – QPSK)

FCC ID: BCGA2764		PART 30 MEASUREMENT REPORT (CERTIFICATION)							Approved by: Technical Manager		
Test Report S/N: 1C2205090028-06-R1.BCG	Test Dates: 5/30/2022 – 9/24/2022	EUT Type: Tablet Device							Page 342 of 999		

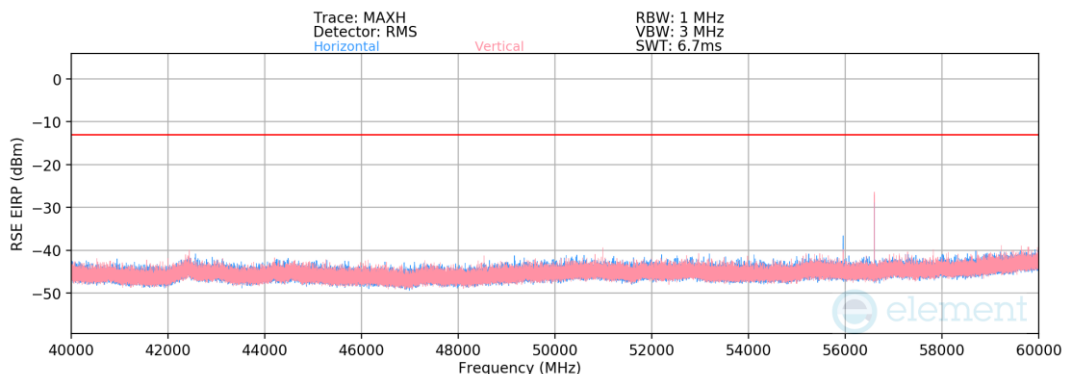
40GHz - 60GHz



Plot 7-565. Ant M3 - RSE Plot (Band n261 -100MHz-1CC SISO Dual Pol – QPSK – Low Channel)



Plot 7-566. Ant M3 - RSE Plot (Band n261 -100MHz-1CC SISO Dual Pol – QPSK – Mid Channel)



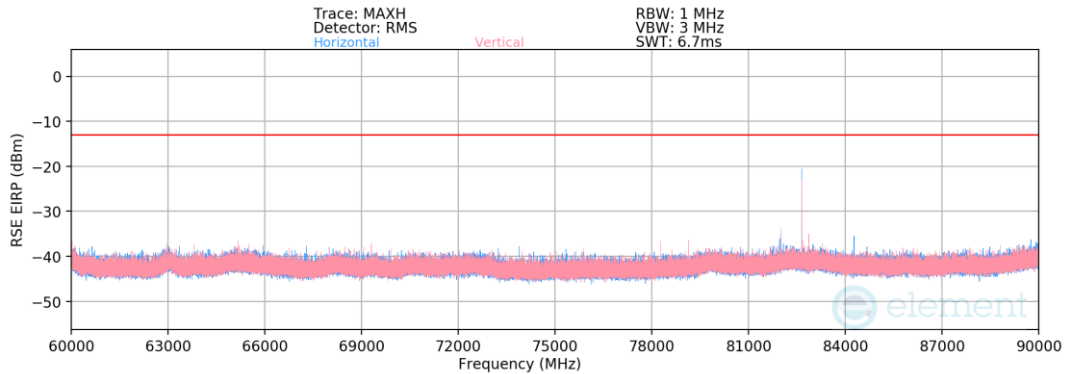
Plot 7-567. Ant M3 - RSE Plot (Band n261 -100MHz-1CC SISO Dual Pol – QPSK – High Channel)

Frequency [MHz]	Channel	Bandwidth (MHz)	Antenna Diversity	Waveform	Modulation	Antenna Polarization [H/V]	Turntable Azimuth [degrees]	Positioner Azimuth [degrees]	EIRP Emission Level [dBm]	TRP Limit [dBm]	Margin [dB]
40365	Low	100	SISO Dual Pol	DFTs-OFDM	QPSK	H	11	5	-25.619	-13.00	-12.62
59472.2	Low	100	SISO Dual Pol	DFTs-OFDM	QPSK	H	20	19	-23.385	-13.00	-10.39
40449	Mid	100	SISO Dual Pol	DFTs-OFDM	QPSK	V	17	41	-33.02	-13.00	-20.02
42800.80	Mid	100	SISO Dual Pol	DFTs-OFDM	QPSK	V	11	37	-24.25	-13.00	-11.25
56599.11	high	100	SISO Dual Pol	DFTs-OFDM	QPSK	V	345	20	-18.95	-13.00	-5.95

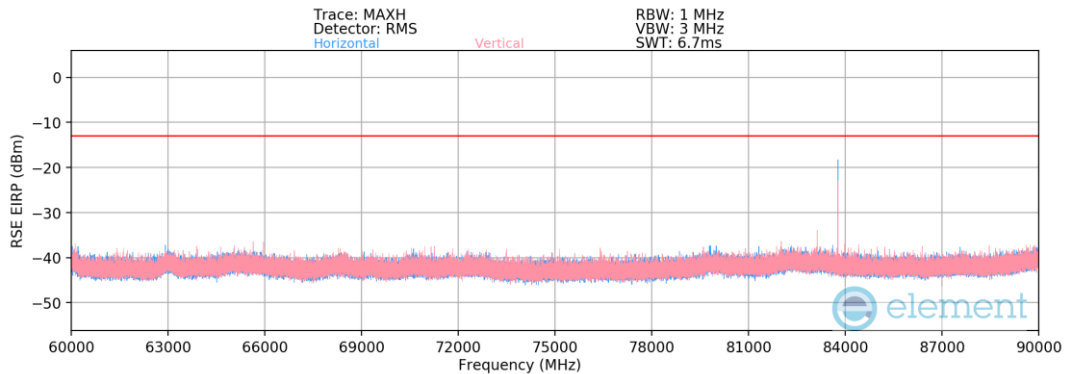
Table 7-111. Ant M3 - RSE Measurements (Band n261 -100MHz-1CC SISO Dual Pol – QPSK)

FCC ID: BCGA2764		PART 30 MEASUREMENT REPORT (CERTIFICATION)							Approved by: Technical Manager		
Test Report S/N: 1C2205090028-06-R1.BCG	Test Dates: 5/30/2022 – 9/24/2022	EUT Type: Tablet Device							Page 343 of 999		

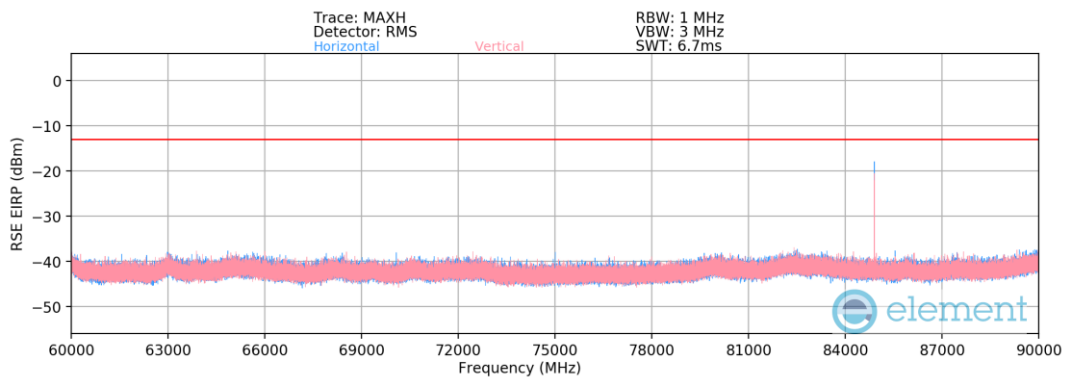
60GHz - 90GHz



Plot 7-568. Ant M3 - RSE Plot (Band n261 -100MHz-1CC SISO Dual Pol – QPSK – Low Channel)



Plot 7-569. Ant M3 - RSE Plot (Band n261 -100MHz-1CC SISO Dual Pol – QPSK – Mid Channel)



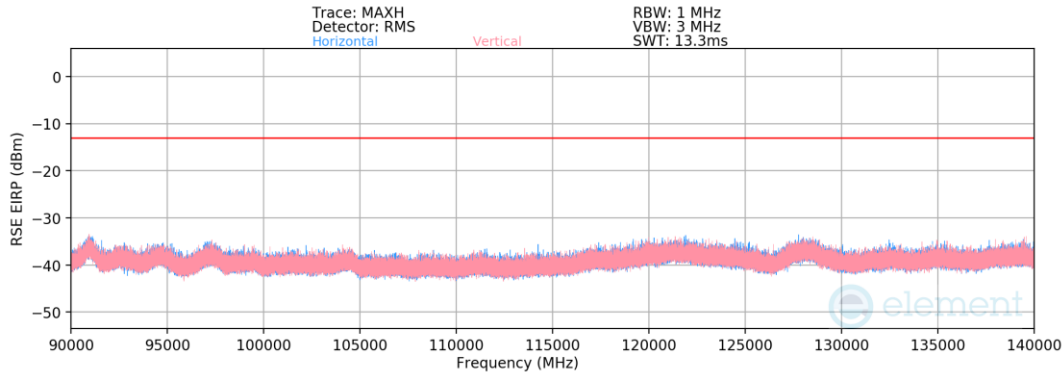
Plot 7-570. Ant M3 - RSE Plot (Band n261 -100MHz-1CC SISO Dual Pol – QPSK – High Channel)

Frequency [MHz]	Channel	Bandwidth (MHz)	Antenna Diversity	Waveform	Modulation	Antenna Polarization [H/V]	Turntable Azimuth [degrees]	Positioner Azimuth [degrees]	EIRP Emission Level [dBm]	TRP Limit [dBm]	Margin [dB]
82648.5	Low	100	SISO Dual Pol	DFTs-OFDM	QPSK	H	6	7	-24.283	-13.00	-11.28
83773.2	Mid	100	SISO Dual Pol	DFTs-OFDM	QPSK	H	3	352	-23.603	-13.00	-10.60
84898	High	100	SISO Dual Pol	DFTs-OFDM	QPSK	H	0	349	-23.742	-13.00	-10.74

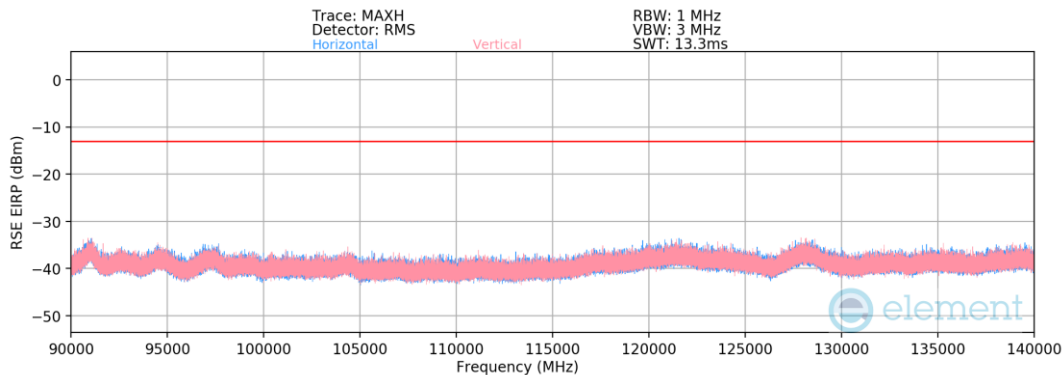
Table 7-112. Ant M3 - RSE Measurements (Band n261 -100MHz-1CC SISO Dual Pol – QPSK – Mid Channel)

FCC ID: BCGA2764		PART 30 MEASUREMENT REPORT (CERTIFICATION)							Approved by: Technical Manager		
Test Report S/N: 1C2205090028-06-R1.BCG	Test Dates: 5/30/2022 – 9/24/2022	EUT Type: Tablet Device							Page 344 of 999		

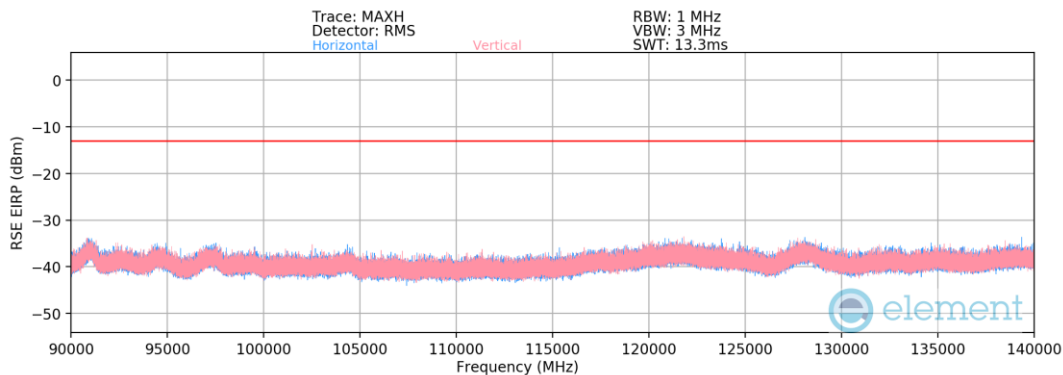
90GHz - 140GHz



Plot 7-571. Ant M3 - RSE Plot (Band n261 -100MHz-1CC SISO Dual Pol – QPSK – Low Channel)



Plot 7-572. Ant M3 - RSE Plot (Band n261 -100MHz-1CC SISO Dual Pol – QPSK – Mid Channel)



Plot 7-573. Ant M3 - RSE Plot (Band n261 -100MHz-1CC SISO Dual Pol – QPSK – High Channel)

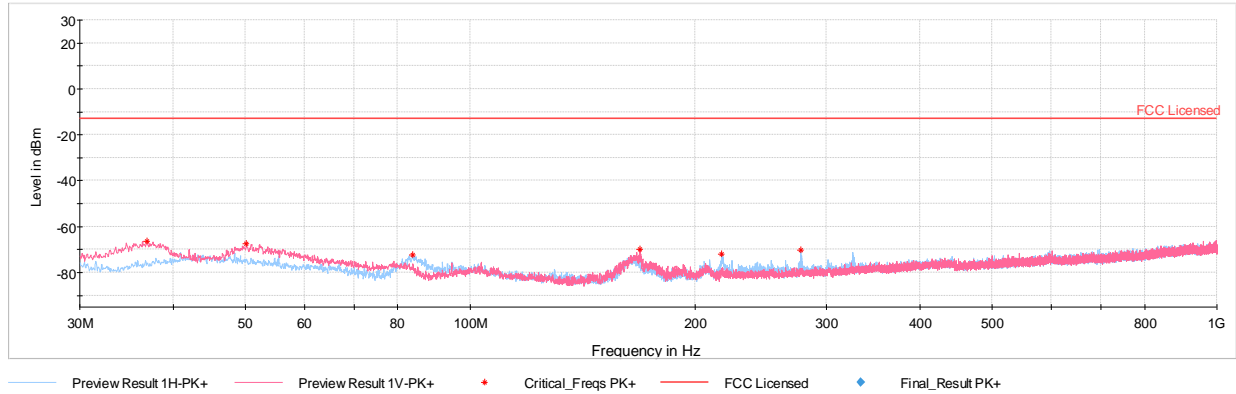
Frequency [MHz]	Channel	Bandwidth (MHz)	Antenna Diversity	Waveform	Modulation	Antenna Polarization [H/V]	Turntable Azimuth [degrees]	Positioner Azimuth [degrees]	EIRP Emission Level [dBm]	TRP Limit [dBm]	Margin [dB]
139337.50	Mid	100	SISO Dual Pol	DFTs-OFDM	QPSK	-	-	-	-39.63	-13.00	-26.63

Table 7-113. Ant M3 - RSE Measurements (Band n261 -100MHz-1CC SISO Dual Pol – QPSK – Mid Channel)

FCC ID: BCGA2764		PART 30 MEASUREMENT REPORT (CERTIFICATION)							Approved by: Technical Manager		
Test Report S/N: 1C2205090028-06-R1.BCG	Test Dates: 5/30/2022 – 9/24/2022	EUT Type: Tablet Device							Page 345 of 999		

7.4.10 Band n260 – Ant M0

30MHz - 1GHz



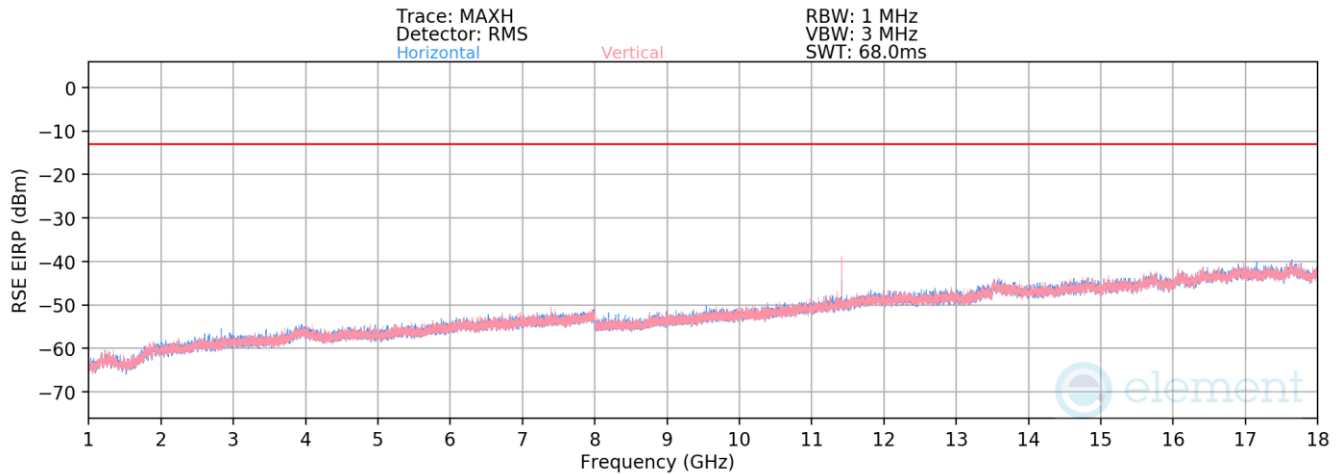
Plot 7-574. Ant M0 - RSE Plot (Band n260 -100MHz-1CC SISO Dual Pol – QPSK – Mid Channel)

Frequency [MHz]	Channel	Bandwidth (MHz)	Antenna Diversity	Waveform	Modulation	Antenna Polarization [H/V]	Turntable Azimuth [degrees]	Antenna Height [cm]	EIRP Emission Level [dBm]	TRP Limit [dBm]	Margin [dB]
36.94	Mid	100	SISO Dual Pol	DFTs-OFDM	QPSK	V	11	100	-66.42	-13.00	-53.42
50.13	Mid	100	SISO Dual Pol	DFTs-OFDM	QPSK	V	15	100	-67.49	-13.00	-54.49
83.79	Mid	100	SISO Dual Pol	DFTs-OFDM	QPSK	H	161	200	-72.36	-13.00	-59.36
168.76	Mid	100	SISO Dual Pol	DFTs-OFDM	QPSK	V	21	100	-69.93	-13.00	-56.93
217.26	Mid	100	SISO Dual Pol	DFTs-OFDM	QPSK	H	177	100	-71.84	-13.00	-58.84
277.20	Mid	100	SISO Dual Pol	DFTs-OFDM	QPSK	H	177	100	-70.32	-13.00	-57.32

Table 7-114. Ant M0 - RSE Measurements (Band n260 -100MHz-1CC SISO Dual Pol – QPSK – Mid Channel)

FCC ID: BCGA2764		PART 30 MEASUREMENT REPORT (CERTIFICATION)	Approved by: Technical Manager
Test Report S/N: 1C2205090028-06-R1.BCG	Test Dates: 5/30/2022 – 9/24/2022	EUT Type: Tablet Device	Page 346 of 999

1GHz - 18GHz



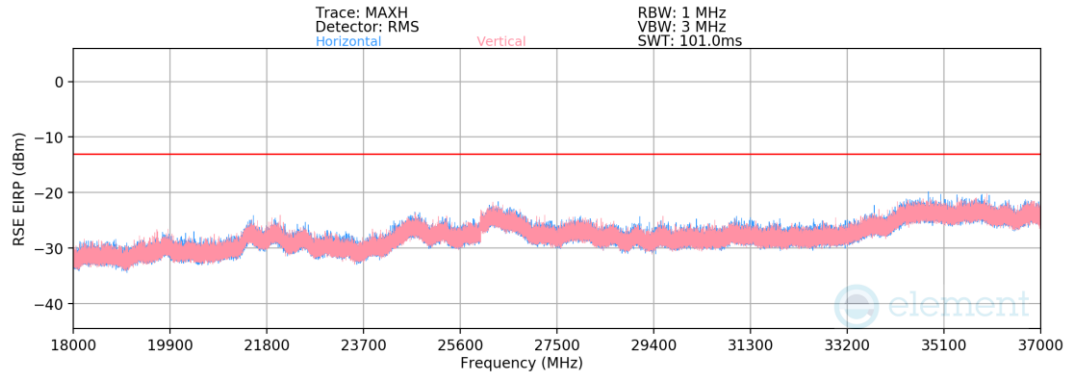
Plot 7-575. Ant M0 - RSE Plot (Band n260 -100MHz-1CC SISO Dual Pol – QPSK – Mid Channel)

Frequency [MHz]	Channel	Bandwidth (MHz)	Antenna Diversity	Waveform	Modulation	Antenna Polarization [H/V]	Turntable Azimuth [degrees]	Antenna Height [cm]	EIRP Emission Level [dBm]	TRP Limit [dBm]	Margin [dB]
11414.45	Mid	100	SISO Dual Pol	DFTs-OFDM	QPSK	V	73	220	-38.93	-13.00	-25.93

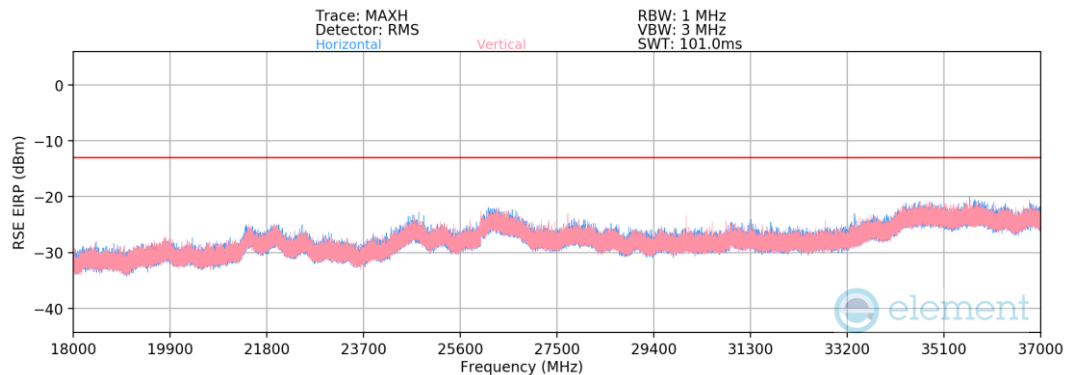
Table 7-115. Ant M0 - RSE Measurements (Band n260 -100MHz-1CC SISO Dual Pol – QPSK)

FCC ID: BCGA2764		PART 30 MEASUREMENT REPORT (CERTIFICATION)	Approved by: Technical Manager
Test Report S/N: 1C2205090028-06-R1.BCG	Test Dates: 5/30/2022 – 9/24/2022	EUT Type: Tablet Device	Page 347 of 999

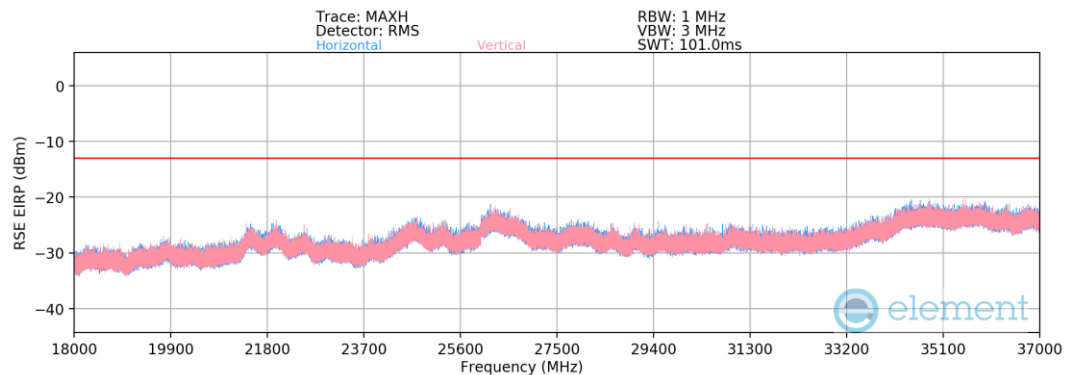
18GHz - 37GHz



Plot 7-576. Ant M0 - RSE Plot (Band n260 -100MHz-1CC SISO Dual Pol - QPSK - Low Channel)



Plot 7-577. Ant M0 - RSE Plot (Band n260 -100MHz-1CC SISO Dual Pol - QPSK - Mid Channel)



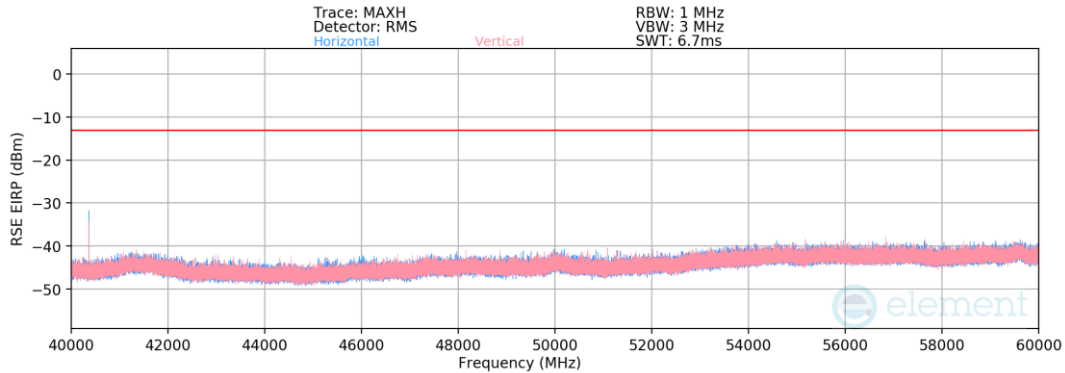
Plot 7-578. Ant M0 - RSE Plot (Band n260 -100MHz-1CC SISO Dual Pol - QPSK - High Channel)

Frequency [MHz]	Channel	Bandwidth (MHz)	Antenna Diversity	Waveform	Modulation	Antenna Polarization [H/V]	Turntable Azimuth [degrees]	Positioner Azimuth [degrees]	EIRP Emission Level [dBm]	TRP Limit [dBm]	Margin [dB]
35601.22	Mid	100	SISO Dual Pol	DFTs-OFDM	QPSK	-	-	-	-24.93	-13.00	-11.93

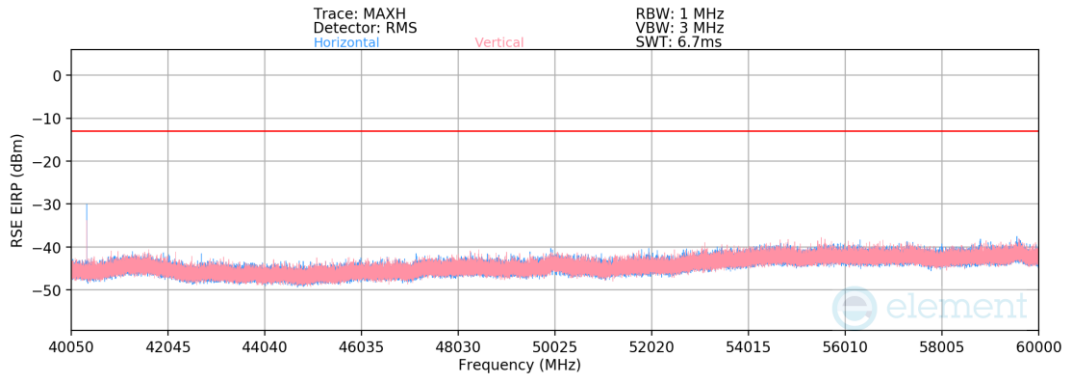
Table 7-116. Ant M0 - RSE Measurements (Band n260 -100MHz-1CC SISO Dual Pol - QPSK)

FCC ID: BCGA2764		PART 30 MEASUREMENT REPORT (CERTIFICATION)							Approved by: Technical Manager		
Test Report S/N: 1C2205090028-06-R1.BCG	Test Dates: 5/30/2022 - 9/24/2022	EUT Type: Tablet Device							Page 348 of 999		

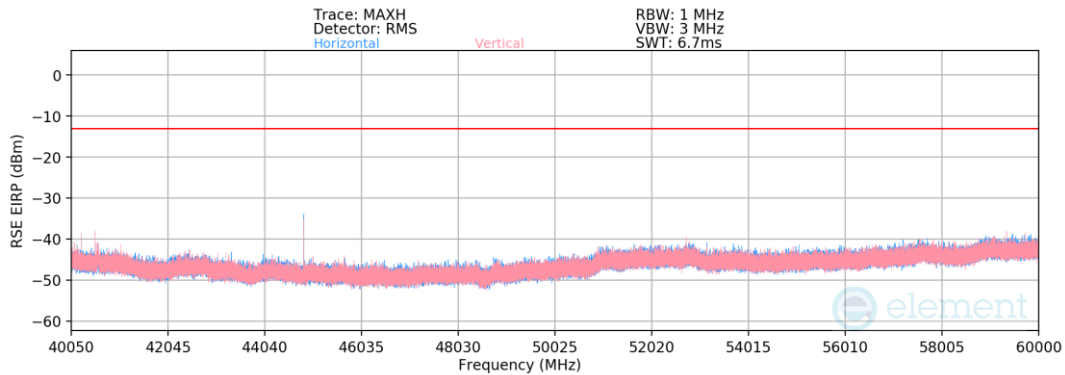
40GHz - 60GHz



Plot 7-579. Ant M0 - RSE Plot (Band n260 -100MHz-1CC SISO Dual Pol - QPSK - Low Channel)



Plot 7-580. Ant M0 - RSE Plot (Band n260 -100MHz-1CC SISO Dual Pol - QPSK - Mid Channel)



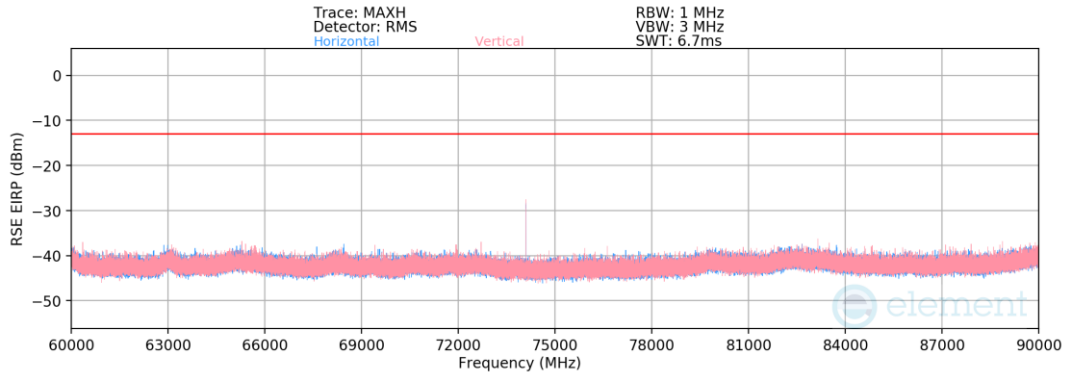
Plot 7-581. Ant M0 - RSE Plot (Band n260 -100MHz-1CC SISO Dual Pol - QPSK - High Channel)

Frequency [MHz]	Channel	Bandwidth (MHz)	Antenna Diversity	Waveform	Modulation	Antenna Polarization [H/V]	Turntable Azimuth [degrees]	Positioner Azimuth [degrees]	EIRP Emission Level [dBm]	TRP Limit [dBm]	Margin [dB]
40364.8	Low	100	SISO Dual Pol	DFTs-OFDM	QPSK	H	293	284	-28.344	-13.00	-15.34
40365.0105	Mid	100	SISO Dual Pol	DFTs-OFDM	QPSK	H	293	283	-29.36	-13.00	-16.36
44837.202	High	100	SISO Dual Pol	DFTs-OFDM	QPSK	V	287	304	-30.12	-13.00	-17.12

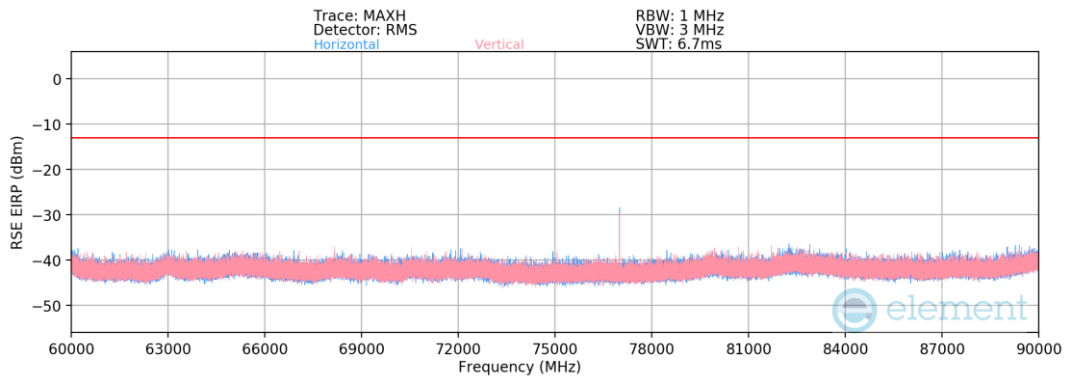
Table 7-117. Ant M0 - RSE Measurements (Band n260 -100MHz-1CC SISO Dual Pol - QPSK)

FCC ID: BCGA2764		PART 30 MEASUREMENT REPORT (CERTIFICATION)							Approved by: Technical Manager		
Test Report S/N: 1C2205090028-06-R1.BCG	Test Dates: 5/30/2022 - 9/24/2022	EUT Type: Tablet Device							Page 349 of 999		

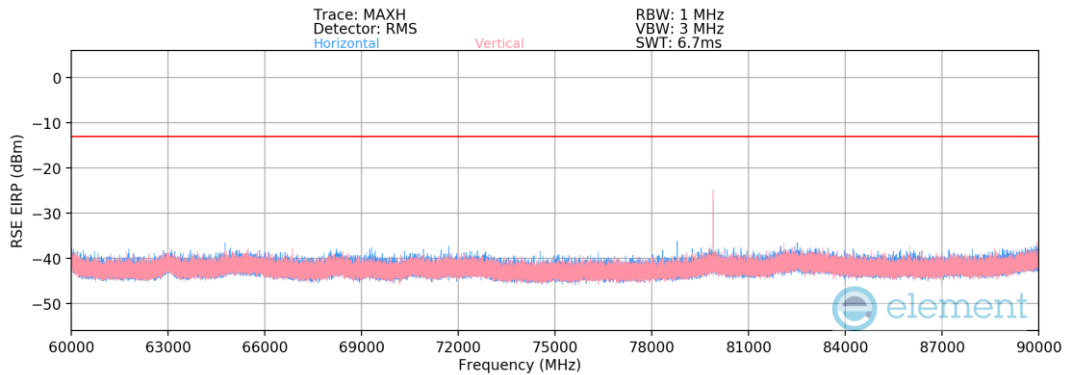
60GHz - 90GHz



Plot 7-582. Ant M0 - RSE Plot (Band n260 -100MHz-1CC SISO Dual Pol – QPSK – Low Channel)



Plot 7-583. Ant M0 - RSE Plot (Band n260 -100MHz-1CC SISO Dual Pol – QPSK – Mid Channel)



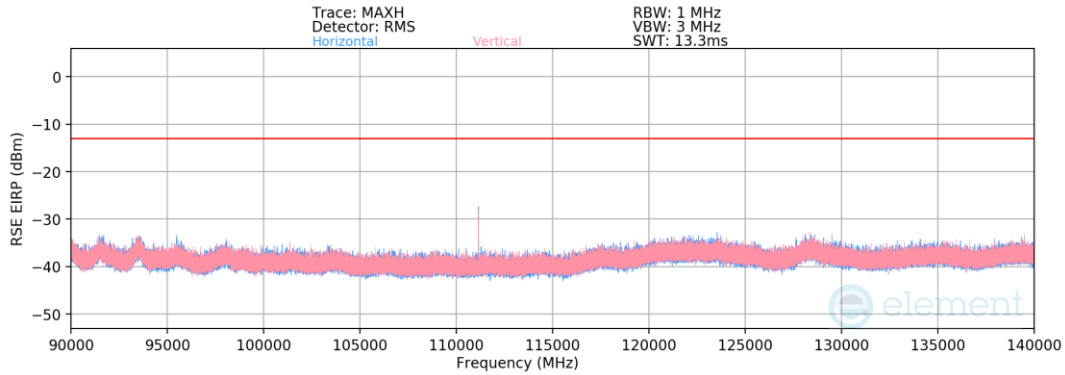
Plot 7-584. Ant M0 - RSE Plot (Band n260 -100MHz-1CC SISO Dual Pol – QPSK – High Channel)

Frequency [MHz]	Channel	Bandwidth (MHz)	Antenna Diversity	Waveform	Modulation	Antenna Polarization [H/V]	Turntable Azimuth [degrees]	Positioner Azimuth [degrees]	EIRP Emission Level [dBm]	TRP Limit [dBm]	Margin [dB]
74098.1	Low	100	SISO Dual Pol	DFTs-OFDM	QPSK	V	310	352	-28.757	-13.00	-15.76
76998.1	Mid	100	SISO Dual Pol	DFTs-OFDM	QPSK	H	263	319	-30.719	-13.00	-17.72
79898.5	High	100	SISO Dual Pol	DFTs-OFDM	QPSK	V	299	331	-25.56	-13.00	-12.56

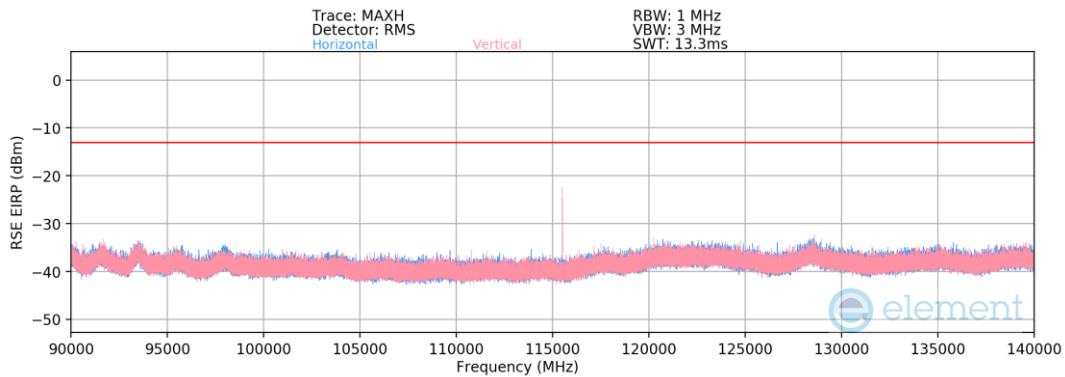
Table 7-118. Ant M0 - RSE Measurements (Band n260 -100MHz-1CC SISO Dual Pol – QPSK)

FCC ID: BCGA2764		PART 30 MEASUREMENT REPORT (CERTIFICATION)							Approved by: Technical Manager		
Test Report S/N: 1C2205090028-06-R1.BCG	Test Dates: 5/30/2022 – 9/24/2022	EUT Type: Tablet Device							Page 350 of 999		

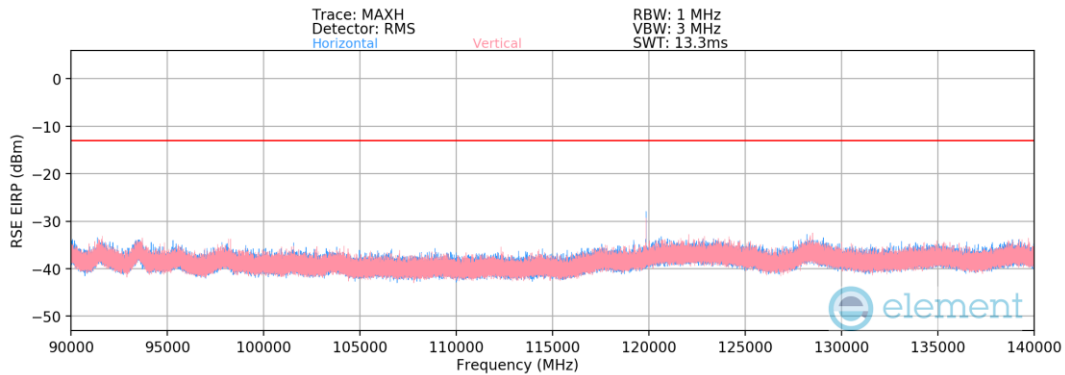
90GHz - 140GHz



Plot 7-585. Ant M0 - RSE Plot (Band n260 -100MHz-1CC SISO Dual Pol – QPSK – Low Channel)



Plot 7-586. Ant M0 - RSE Plot (Band n260 -100MHz-1CC SISO Dual Pol – QPSK – Mid Channel)



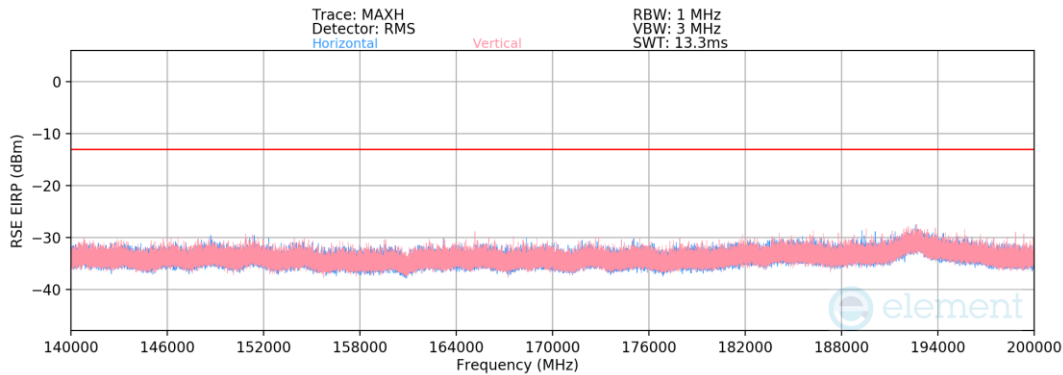
Plot 7-587. Ant M0 - RSE Plot (Band n260 -100MHz-1CC SISO Dual Pol – QPSK – High Channel)

Frequency [MHz]	Channel	Bandwidth (MHz)	Antenna Diversity	Waveform	Modulation	Antenna Polarization [H/V]	Turntable Azimuth [degrees]	Positioner Azimuth [degrees]	EIRP Emission Level [dBm]	TRP Limit [dBm]	Margin [dB]
111147.4	Low	100	SISO Dual Pol	DFTs-OFDM	QPSK	H	321	257	-24.093	-13.00	-11.09
115497.2	Mid	100	SISO Dual Pol	DFTs-OFDM	QPSK	V	321	323	-27.974	-13.00	-14.97
119848	High	100	SISO Dual Pol	DFTs-OFDM	QPSK	H	316	302	-20.856	-13.00	-7.86

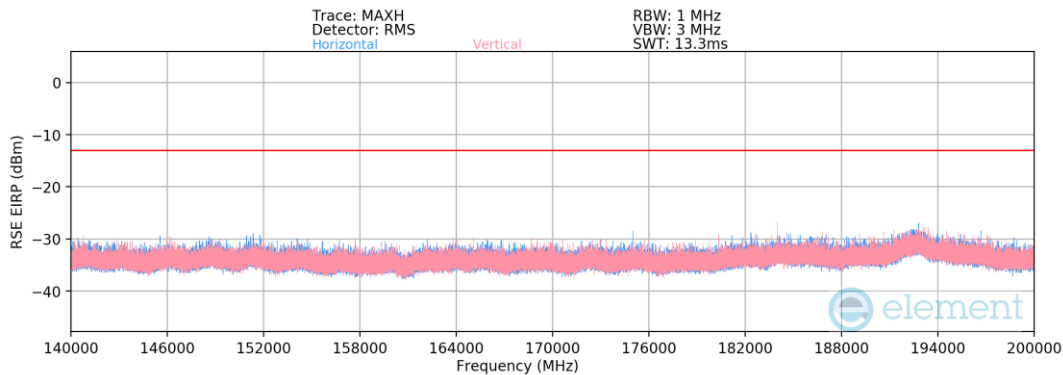
Table 7-119. Ant M0 - RSE Measurements (Band n260 -100MHz-1CC SISO Dual Pol – QPSK)

FCC ID: BCGA2764		PART 30 MEASUREMENT REPORT (CERTIFICATION)							Approved by: Technical Manager		
Test Report S/N: 1C2205090028-06-R1.BCG	Test Dates: 5/30/2022 – 9/24/2022	EUT Type: Tablet Device							Page 351 of 999		

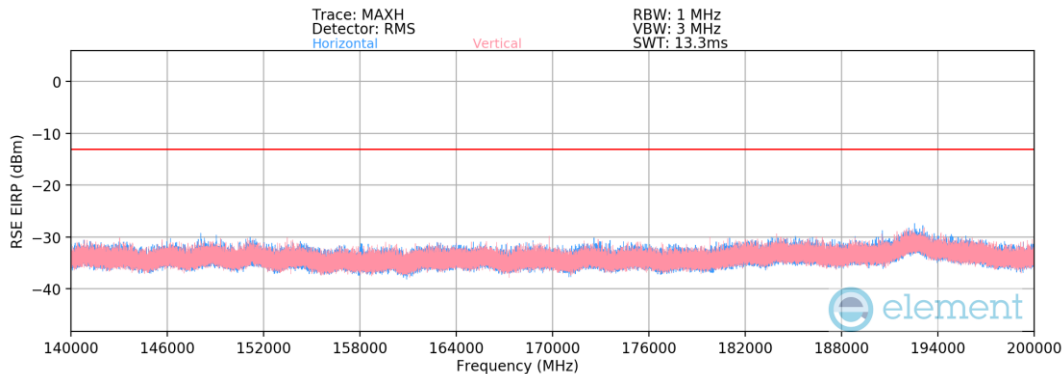
140GHz – 200GHz



Plot 7-588. Ant M0 - RSE Plot (Band n260 -100MHz-1CC SISO Dual Pol – QPSK – Low Channel)



Plot 7-589. Ant M0 - RSE Plot (Band n260 -100MHz-1CC SISO Dual Pol – QPSK – Mid Channel)



Plot 7-590. Ant M0 - RSE Plot (Band n260 -100MHz-1CC SISO Dual Pol – QPSK – High Channel)

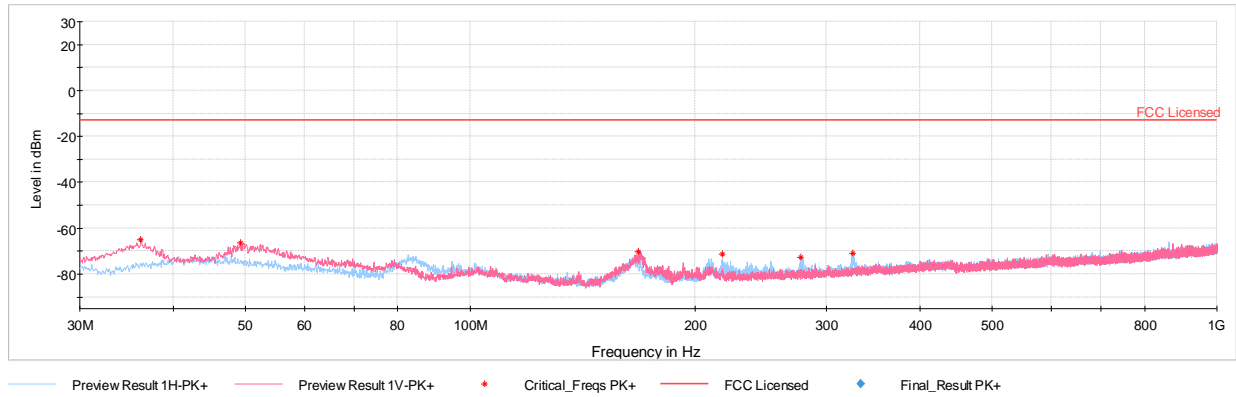
Frequency [MHz]	Channel	Bandwidth (MHz)	Antenna Diversity	Waveform	Modulation	Antenna Polarization [H/V]	Turntable Azimuth [degrees]	Positioner Azimuth [degrees]	EIRP Emission Level [dBm]	TRP Limit [dBm]	Margin [dB]
192791.00	Mid	100	SISO Dual Pol	DFTs-OFDM	QPSK	-	-	-	-26.90	-13.00	-13.90

Table 7-120. Ant M0 - RSE Measurements (Band n260 -100MHz-1CC SISO Dual Pol – QPSK)

FCC ID: BCGA2764		PART 30 MEASUREMENT REPORT (CERTIFICATION)							Approved by: Technical Manager		
Test Report S/N: 1C2205090028-06-R1.BCG	Test Dates: 5/30/2022 – 9/24/2022	EUT Type: Tablet Device							Page 352 of 999		

7.4.11 Band n260 – Ant M2

30MHz - 1GHz



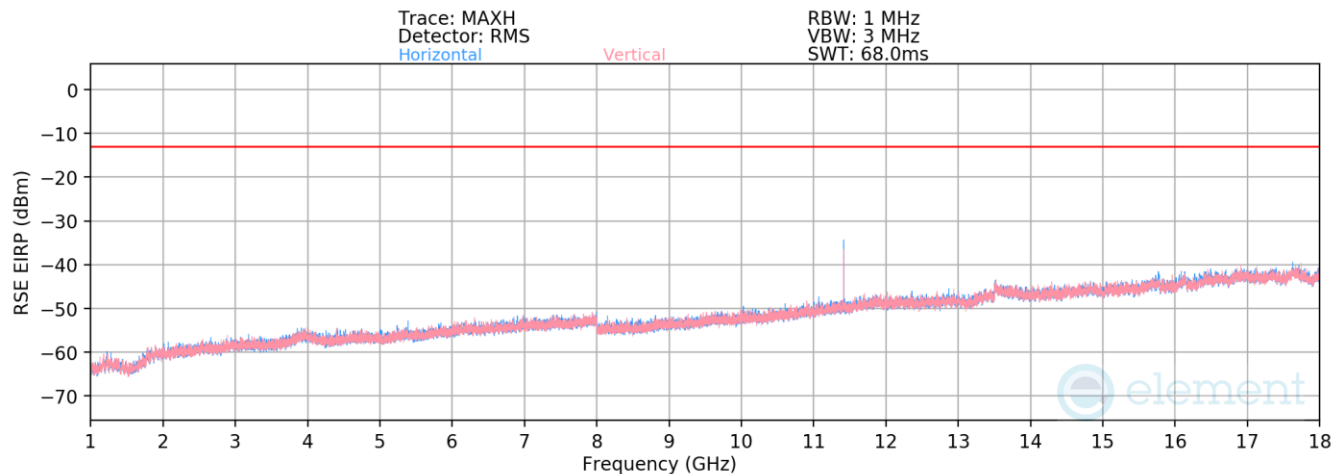
Plot 7-591. Ant M2 - RSE Plot (Band n260 -100MHz-1CC SISO Dual Pol – QPSK – Mid Channel)

Frequency [MHz]	Channel	Bandwidth (MHz)	Antenna Diversity	Waveform	Modulation	Antenna Polarization [H/V]	Turntable Azimuth [degrees]	Antenna Height [cm]	EIRP Emission Level [dBm]	TRP Limit [dBm]	Margin [dB]
36.21	Mid	100	SISO Dual Pol	DFTs-OFDM	QPSK	V	41	100	-64.99	-13.00	-51.99
49.21	Mid	100	SISO Dual Pol	DFTs-OFDM	QPSK	V	2	100	-66.28	-13.00	-53.28
168.03	Mid	100	SISO Dual Pol	DFTs-OFDM	QPSK	V	15	100	-70.24	-13.00	-57.24
217.74	Mid	100	SISO Dual Pol	DFTs-OFDM	QPSK	H	183	100	-71.14	-13.00	-58.14
276.96	Mid	100	SISO Dual Pol	DFTs-OFDM	QPSK	H	165	100	-72.81	-13.00	-59.81
325.75	Mid	100	SISO Dual Pol	DFTs-OFDM	QPSK	H	170	100	-70.99	-13.00	-57.99

Table 7-121. Ant M2 - RSE Measurements (Band n260 -100MHz-1CC SISO Dual Pol – QPSK – Mid Channel)

FCC ID: BCGA2764		PART 30 MEASUREMENT REPORT (CERTIFICATION)	Approved by: Technical Manager
Test Report S/N: 1C2205090028-06-R1.BCG	Test Dates: 5/30/2022 – 9/24/2022	EUT Type: Tablet Device	Page 353 of 999

1GHz - 18GHz



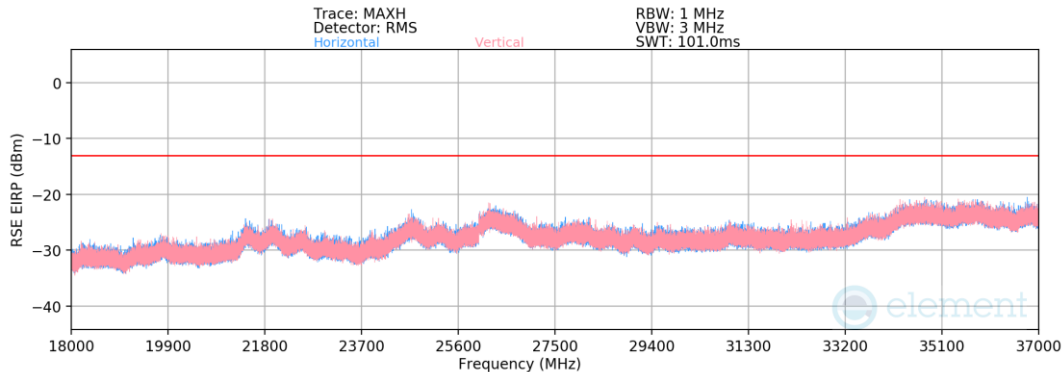
Plot 7-592. Ant M2 - RSE Plot (Band n260 -100MHz-1CC SISO Dual Pol – QPSK – Mid Channel)

Frequency [MHz]	Channel	Bandwidth (MHz)	EUT Beam Pol.	Modulation	Antenna Polarization [H/V]	Turntable Azimuth [degrees]	Antenna Height [cm]	EIRP Emission Level [dBm]	TRP Limit [dBm]	Margin [dB]
11414.38	Mid	100	2Tx	QPSK	H	267	279	-36.62	-13.00	-23.62

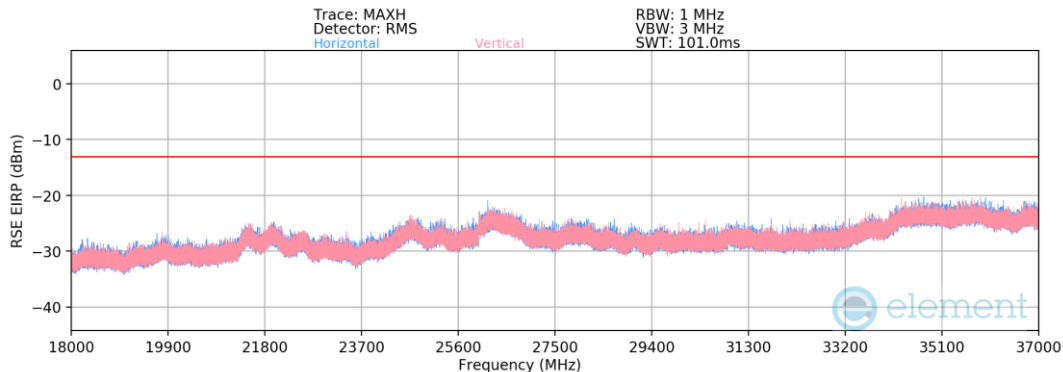
Table 7-122. Ant M2 - RSE Measurements (Band n260 -100MHz-1CC SISO Dual Pol – QPSK)

FCC ID: BCGA2764		PART 30 MEASUREMENT REPORT (CERTIFICATION)		Approved by: Technical Manager
Test Report S/N: 1C2205090028-06-R1.BCG	Test Dates: 5/30/2022 – 9/24/2022	EUT Type: Tablet Device		Page 354 of 999

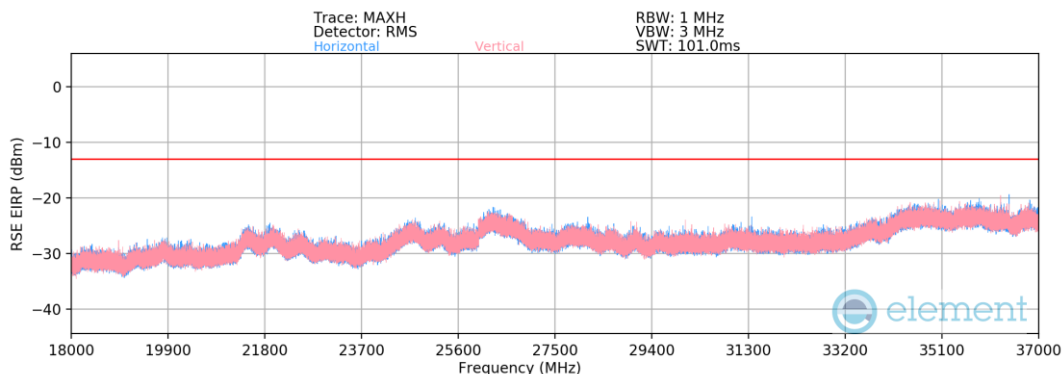
18GHz - 37GHz



Plot 7-593. Ant M2 - RSE Plot (Band n260 -100MHz-1CC SISO Dual Pol – QPSK – Low Channel)



Plot 7-594. Ant M2 - RSE Plot (Band n260 -100MHz-1CC SISO Dual Pol – QPSK – Mid Channel)



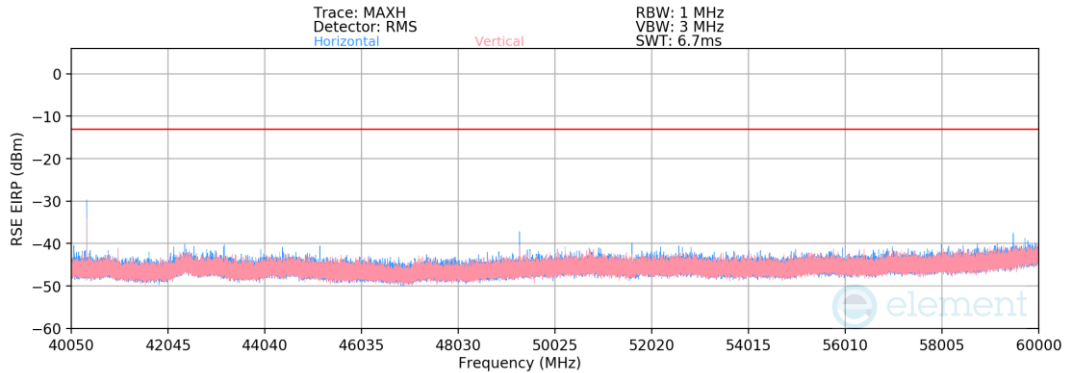
Plot 7-595. Ant M2 - RSE Plot (Band n260 -100MHz-1CC SISO Dual Pol – QPSK – High Channel)

Frequency [MHz]	Channel	Bandwidth (MHz)	Antenna Diversity	Waveform	Modulation	Antenna Polarization [H/V]	Turntable Azimuth [degrees]	Positioner Azimuth [degrees]	EIRP Emission Level [dBm]	TRP Limit [dBm]	Margin [dB]
36415.94	Low	100	SISO Dual Pol	DFTs-OFDM	QPSK	-	-	-	-24.40	-13.00	-11.40

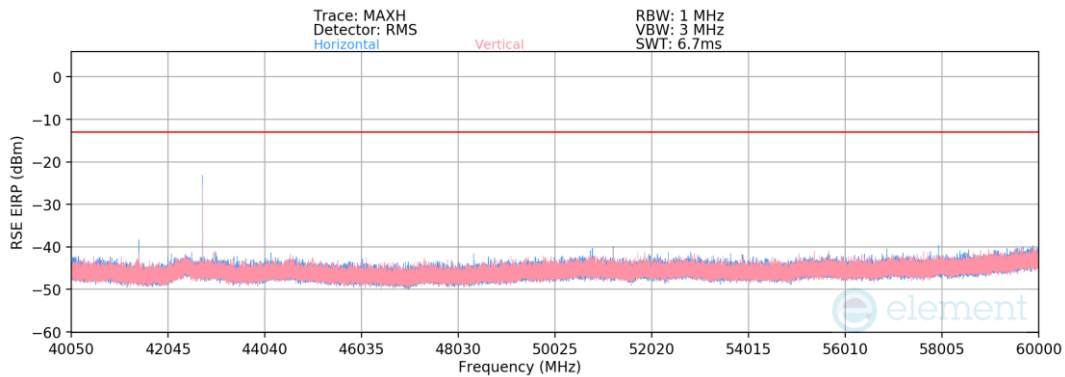
Table 7-123. Ant M2 - RSE Measurements (Band n260 -100MHz-1CC SISO Dual Pol – QPSK – Mid Channel)

FCC ID: BCGA2764		PART 30 MEASUREMENT REPORT (CERTIFICATION)							Approved by: Technical Manager		
Test Report S/N: 1C2205090028-06-R1.BCG	Test Dates: 5/30/2022 – 9/24/2022	EUT Type: Tablet Device							Page 355 of 999		

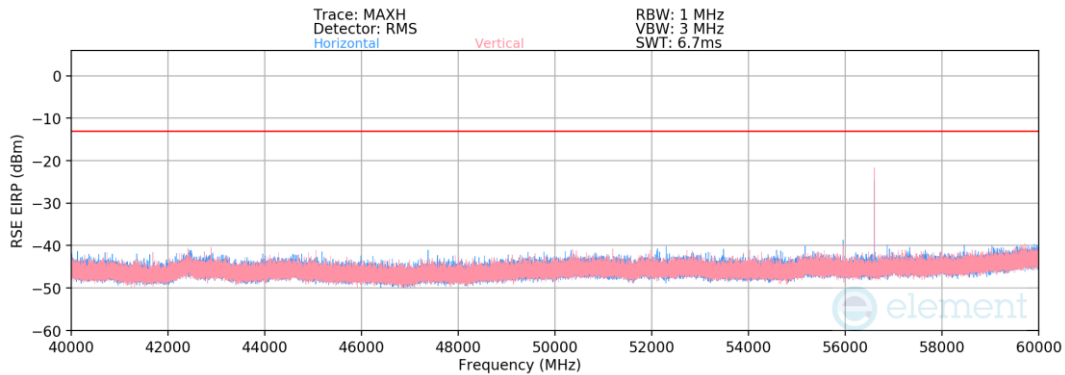
40GHz - 60GHz



Plot 7-596. Ant M2 - RSE Plot (Band n260 -100MHz-1CC SISO Dual Pol – QPSK – Low Channel)



Plot 7-597. Ant M2 - RSE Plot (Band n260 -100MHz-1CC SISO Dual Pol – QPSK – Mid Channel)



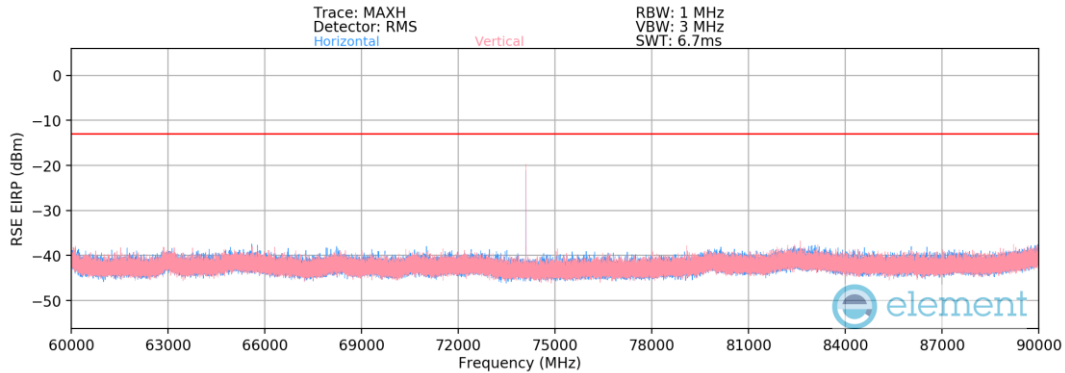
Plot 7-598. Ant M2 - RSE Plot (Band n260 -100MHz-1CC SISO Dual Pol – QPSK – High Channel)

Frequency [MHz]	Channel	Bandwidth (MHz)	Antenna Diversity	Waveform	Modulation	Antenna Polarization [H/V]	Turntable Azimuth [degrees]	Positioner Azimuth [degrees]	EIRP Emission Level [dBm]	TRP Limit [dBm]	Margin [dB]
40364.8	Low	100	SISO Dual Pol	DFTs-OFDM	QPSK	H	51	339	-29.62	-13.00	-16.62
42754.8	Mid	100	SISO Dual Pol	DFTs-OFDM	QPSK	H	209	3	-23.56	-13.00	-10.56
56598	High	100	SISO Dual Pol	DFTs-OFDM	QPSK	V	53	312	-21.68	-13.00	-8.68

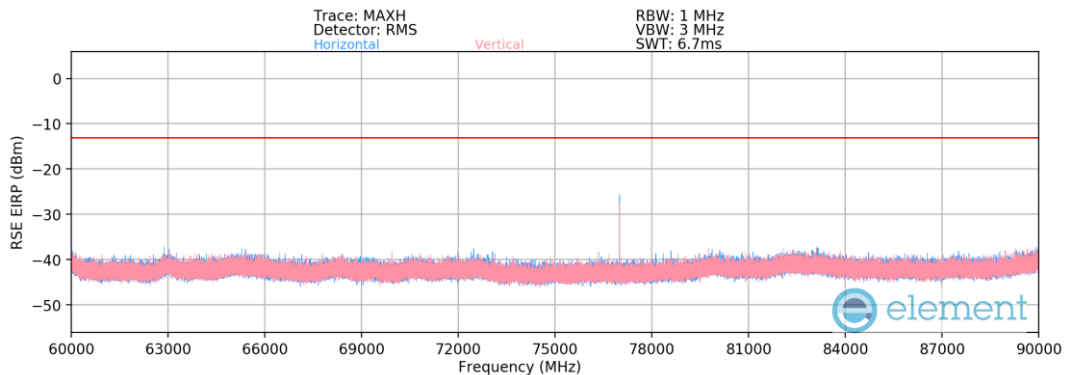
Table 7-124. Ant M2 - RSE Measurements (Band n260 -100MHz-1CC SISO Dual Pol – QPSK)

FCC ID: BCGA2764		PART 30 MEASUREMENT REPORT (CERTIFICATION)							Approved by: Technical Manager		
Test Report S/N: 1C2205090028-06-R1.BCG	Test Dates: 5/30/2022 – 9/24/2022	EUT Type: Tablet Device							Page 356 of 999		

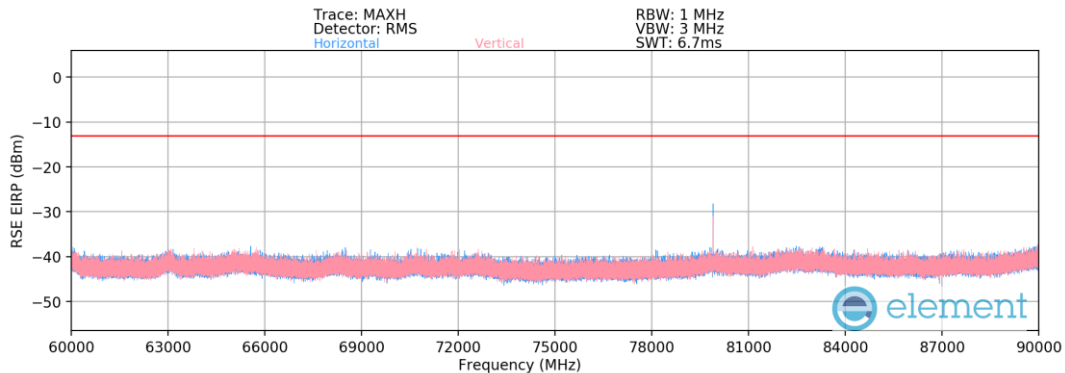
60GHz - 90GHz



Plot 7-599. Ant M2 - RSE Plot (Band n260 -100MHz-1CC SISO Dual Pol – QPSK – Low Channel)



Plot 7-600. Ant M2 - RSE Plot (Band n260 -100MHz-1CC SISO Dual Pol – QPSK – Mid Channel)



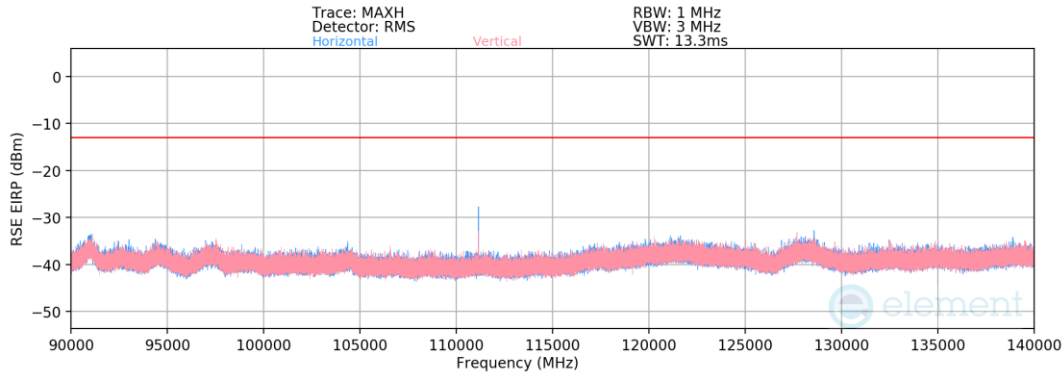
Plot 7-601. Ant M2 - RSE Plot (Band n260 -100MHz-1CC SISO Dual Pol – QPSK – High Channel)

Frequency [MHz]	Channel	Bandwidth (MHz)	Antenna Diversity	Waveform	Modulation	Antenna Polarization [H/V]	Turntable Azimuth [degrees]	Positioner Azimuth [degrees]	EIRP Emission Level [dBm]	TRP Limit [dBm]	Margin [dB]
74099	Low	100	SISO Dual Pol	DFTs-OFDM	QPSK	H	0	7	-22.689	-13.00	-9.69
76998.2	Mid	100	SISO Dual Pol	DFTs-OFDM	QPSK	H	44	3	-24.261	-13.00	-11.26
79898.5	High	100	SISO Dual Pol	DFTs-OFDM	QPSK	H	29	26	-26.548	-13.00	-13.55

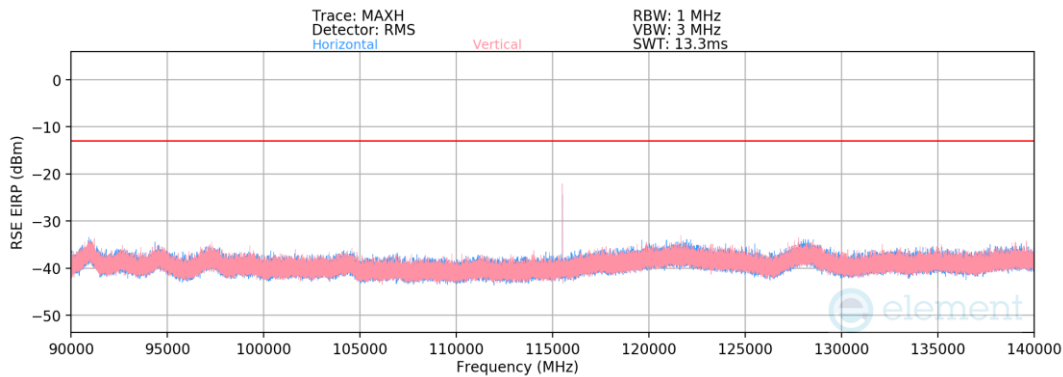
Table 7-125. Ant M2 - RSE Measurements (Band n260 -100MHz-1CC SISO Dual Pol – QPSK)

FCC ID: BCGA2764		PART 30 MEASUREMENT REPORT (CERTIFICATION)							Approved by: Technical Manager		
Test Report S/N: 1C2205090028-06-R1.BCG	Test Dates: 5/30/2022 – 9/24/2022	EUT Type: Tablet Device							Page 357 of 999		

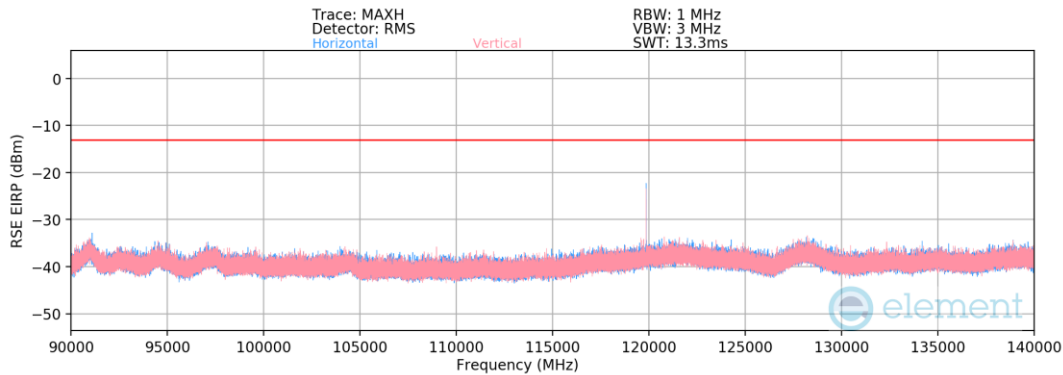
90GHz - 140GHz



Plot 7-602. Ant M2 - RSE Plot (Band n260 -100MHz-1CC SISO Dual Pol – QPSK – Low Channel)



Plot 7-603. Ant M2 - RSE Plot (Band n260 -100MHz-1CC SISO Dual Pol – QPSK – Mid Channel)



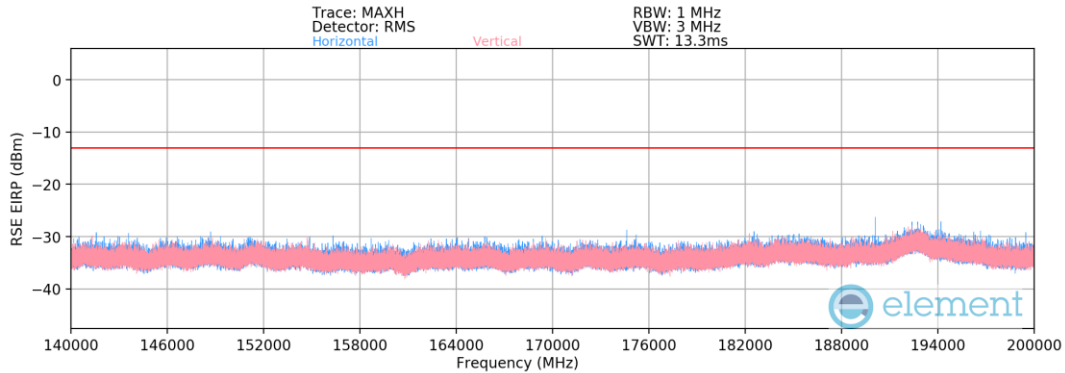
Plot 7-604. Ant M2 - RSE Plot (Band n260 -100MHz-1CC SISO Dual Pol – QPSK – High Channel)

Frequency [MHz]	Channel	Bandwidth (MHz)	Antenna Diversity	Waveform	Modulation	Antenna Polarization [H/V]	Turntable Azimuth [degrees]	Positioner Azimuth [degrees]	EIRP Emission Level [dBm]	TRP Limit [dBm]	Margin [dB]
111147.8	High	100	SISO Dual Pol	DFTs-OFDM	QPSK	H	341	25	-30.522	-13.00	-17.52
115497.6	Low	100	SISO Dual Pol	DFTs-OFDM	QPSK	V	347	338	-25.53	-13.00	-12.53
119846.9	Mid	100	SISO Dual Pol	DFTs-OFDM	QPSK	H	339	305	-25.442	-13.00	-12.44

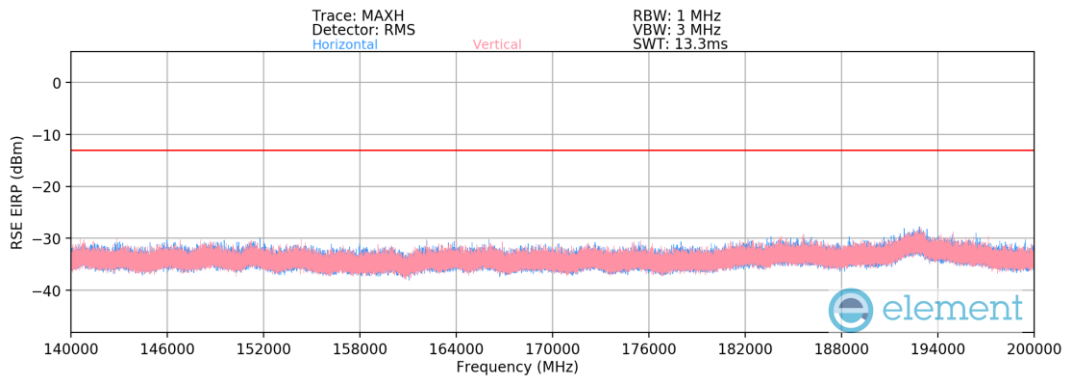
Table 7-126. Ant M2 - RSE Measurements (Band n260 -100MHz-1CC SISO Dual Pol – QPSK)

FCC ID: BCGA2764		PART 30 MEASUREMENT REPORT (CERTIFICATION)							Approved by: Technical Manager		
Test Report S/N: 1C2205090028-06-R1.BCG	Test Dates: 5/30/2022 – 9/24/2022	EUT Type: Tablet Device							Page 358 of 999		

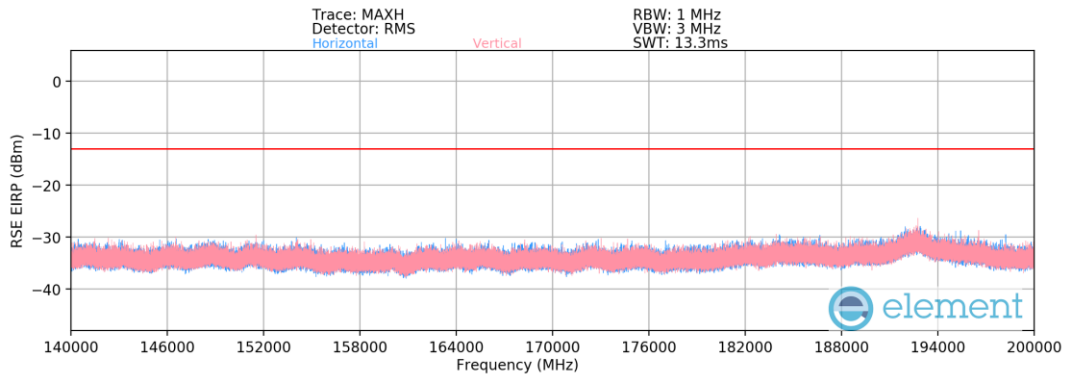
140GHz – 200GHz



Plot 7-605. Ant M2 - RSE Plot (Band n260 -100MHz-1CC SISO Dual Pol – QPSK – Low Channel)



Plot 7-606. Ant M2 - RSE Plot (Band n260 -100MHz-1CC SISO Dual Pol – QPSK – Mid Channel)



Plot 7-607. Ant M2 - RSE Plot (Band n260 -100MHz-1CC SISO Dual Pol – QPSK – High Channel)

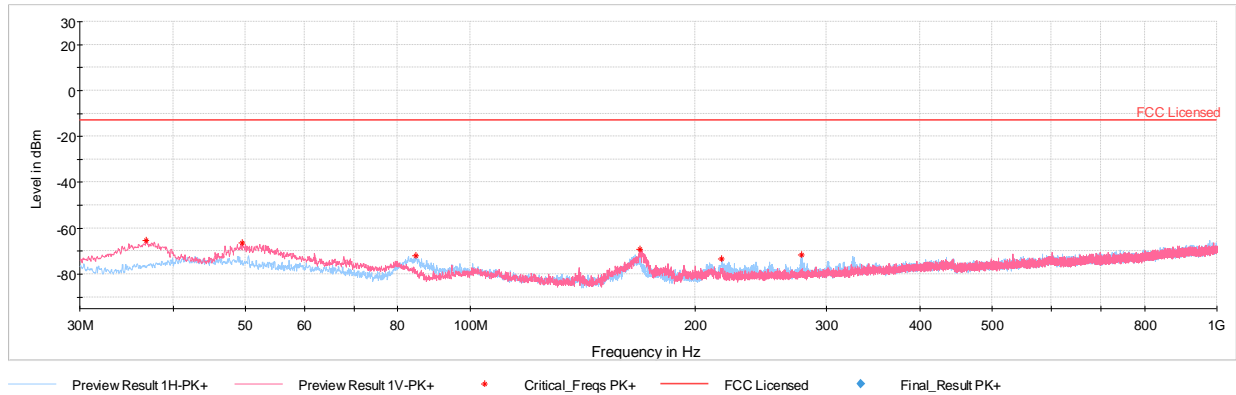
Frequency [MHz]	Channel	Bandwidth (MHz)	Antenna Diversity	Waveform	Modulation	Antenna Polarization [H/V]	Turntable Azimuth [degrees]	Positioner Azimuth [degrees]	EIRP Emission Level [dBm]	TRP Limit [dBm]	Margin [dB]
192855.80	Mid	100	SISO Dual Pol	DFTs-OFDM	QPSK	-	-	-	-30.79	-13.00	-17.79

Table 7-127. Ant M2 - RSE Measurements (Band n260 -100MHz-1CC SISO Dual Pol – QPSK)

FCC ID: BCGA2764		PART 30 MEASUREMENT REPORT (CERTIFICATION)							Approved by: Technical Manager		
Test Report S/N: 1C2205090028-06-R1.BCG	Test Dates: 5/30/2022 – 9/24/2022	EUT Type: Tablet Device							Page 359 of 999		

7.4.12 Band n260 – Ant M3

30MHz - 1GHz



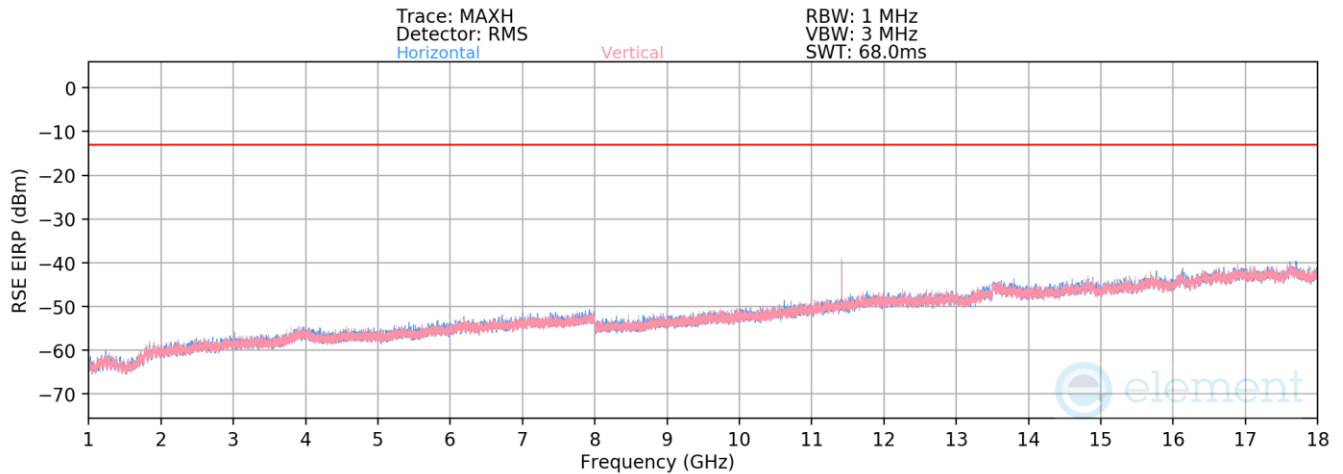
Plot 7-608. Ant M3 - RSE Plot (Band n260 -100MHz-1CC SISO Dual Pol – QPSK – Mid Channel)

Frequency [MHz]	Channel	Bandwidth (MHz)	Antenna Diversity	Waveform	Modulation	Antenna Polarization [H/V]	Turntable Azimuth [degrees]	Antenna Height [cm]	EIRP Emission Level [dBm]	TRP Limit [dBm]	Margin [dB]
36.79	Mid	100	SISO Dual Pol	DFTs-OFDM	QPSK	V	15	100	-65.39	-13.00	-52.39
49.55	Mid	100	SISO Dual Pol	DFTs-OFDM	QPSK	V	0	200	-66.37	-13.00	-53.37
84.66	Mid	100	SISO Dual Pol	DFTs-OFDM	QPSK	H	303	200	-71.94	-13.00	-58.94
168.66	Mid	100	SISO Dual Pol	DFTs-OFDM	QPSK	V	17	100	-69.07	-13.00	-56.07
217.06	Mid	100	SISO Dual Pol	DFTs-OFDM	QPSK	H	190	100	-73.45	-13.00	-60.45
277.74	Mid	100	SISO Dual Pol	DFTs-OFDM	QPSK	H	178	100	-71.50	-13.00	-58.50

Table 7-128. Ant M3 - RSE Measurements (Band n260 -100MHz-1CC SISO Dual Pol – QPSK – Mid Channel)

FCC ID: BCGA2764		PART 30 MEASUREMENT REPORT (CERTIFICATION)	Approved by: Technical Manager
Test Report S/N: 1C2205090028-06-R1.BCG	Test Dates: 5/30/2022 – 9/24/2022	EUT Type: Tablet Device	Page 360 of 999

1GHz - 18GHz



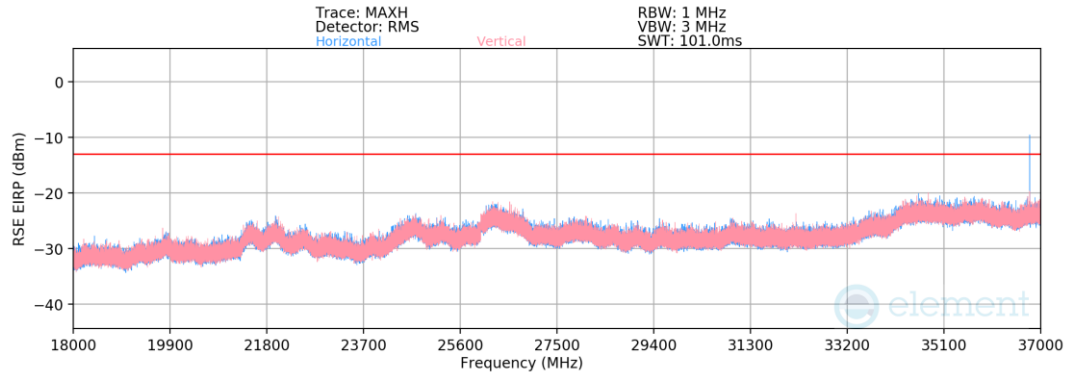
Plot 7-609. Ant M3 - RSE Plot (Band n260 -100MHz-1CC SISO Dual Pol - QPSK - Mid Channel)

Frequency [MHz]	Channel	Bandwidth (MHz)	Antenna Diversity	Waveform	Modulation	Antenna Polarization [H/V]	Turntable Azimuth [degrees]	Antenna Height [cm]	EIRP Emission Level [dBm]	TRP Limit [dBm]	Margin [dB]
11414.25	Mid	100	SISO Dual Pol	DFTs-OFDM	QPSK	V	166	164	-39.80	-13.00	-26.80

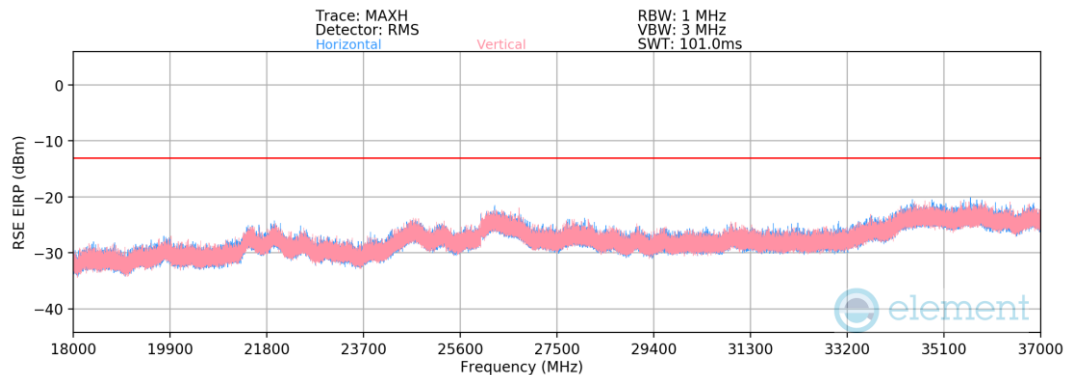
Table 7-129. Ant M3 - RSE Measurements (Band n260 -100MHz-1CC SISO Dual Pol - QPSK)

FCC ID: BCGA2764		PART 30 MEASUREMENT REPORT (CERTIFICATION)		Approved by: Technical Manager
Test Report S/N: 1C2205090028-06-R1.BCG	Test Dates: 5/30/2022 - 9/24/2022	EUT Type: Tablet Device		Page 361 of 999

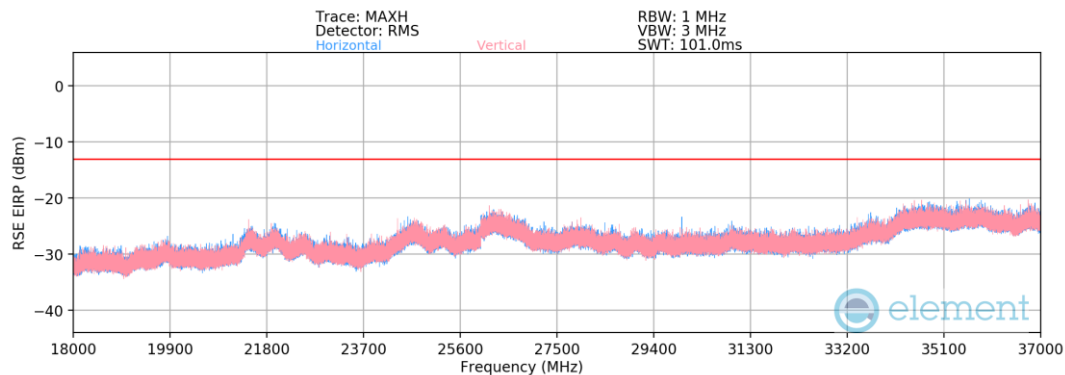
18GHz - 37GHz



Plot 7-610. Ant M3 - RSE Plot (Band n260 -100MHz-1CC SISO Dual Pol – QPSK – Low Channel)



Plot 7-611. Ant M3 - RSE Plot (Band n260 -100MHz-1CC SISO Dual Pol – QPSK – Mid Channel)



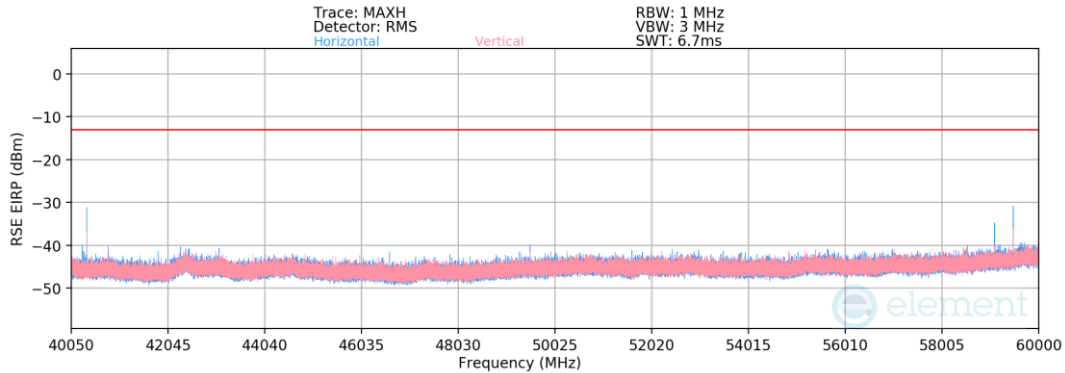
Plot 7-612. Ant M3 - RSE Plot (Band n260 -100MHz-1CC SISO Dual Pol – QPSK – High Channel)

Frequency [MHz]	Channel	Bandwidth (MHz)	Antenna Diversity	Waveform	Modulation	Antenna Polarization [H/V]	Turntable Azimuth [degrees]	Positioner Azimuth [degrees]	EIRP Emission Level [dBm]	TRP Limit [dBm]	Margin [dB]
36742.01	Low	100	SISO Dual Pol	DFTs-OFDM	QPSK	H	21	19	-26.00	-13.00	-13.00

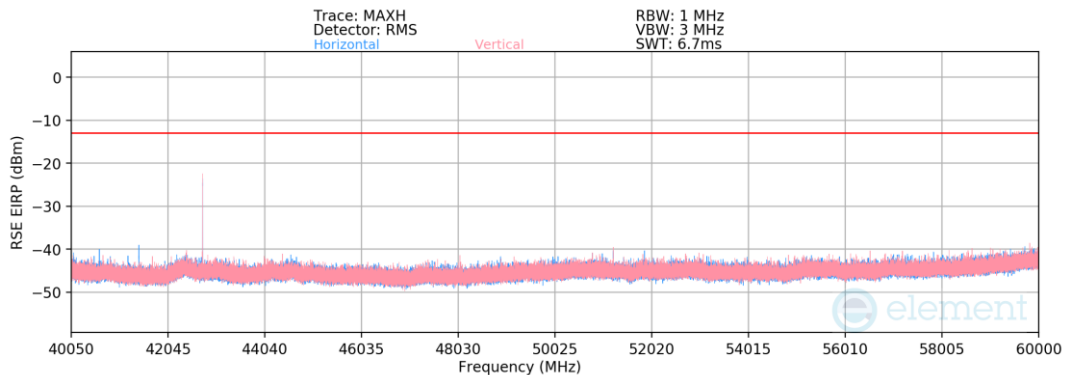
Table 7-130. Ant M3 - RSE Measurements (Band n260 -100MHz-1CC SISO Dual Pol – QPSK – Mid Channel)

FCC ID: BCGA2764		PART 30 MEASUREMENT REPORT (CERTIFICATION)							Approved by: Technical Manager		
Test Report S/N: 1C2205090028-06-R1.BCG	Test Dates: 5/30/2022 – 9/24/2022	EUT Type: Tablet Device							Page 362 of 999		

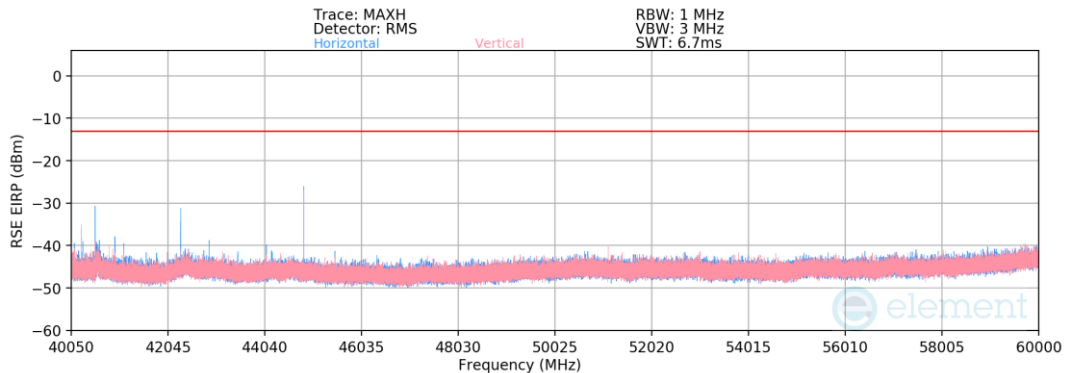
40GHz - 60GHz



Plot 7-613. Ant M3 - RSE Plot (Band n260 -100MHz-1CC SISO Dual Pol – QPSK – Low Channel)



Plot 7-614. Ant M3 - RSE Plot (Band n260 -100MHz-1CC SISO Dual Pol – QPSK – Mid Channel)



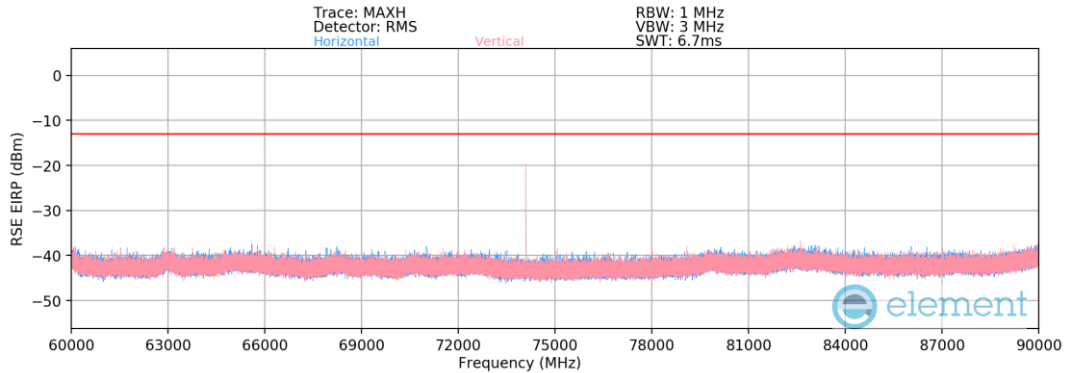
Plot 7-615. Ant M3 - RSE Plot (Band n260 -100MHz-1CC SISO Dual Pol – QPSK – High Channel)

Frequency [MHz]	Channel	Bandwidth (MHz)	Antenna Diversity	Waveform	Modulation	Antenna Polarization [H/V]	Turntable Azimuth [degrees]	Positioner Azimuth [degrees]	EIRP Emission Level [dBm]	TRP Limit [dBm]	Margin [dB]
40364.43	Low	100	SISO Dual Pol	DFTs-OFDM	QPSK	H	350	11	-27.90	-13.00	-14.90
59472.30	Low	100	SISO Dual Pol	DFTs-OFDM	QPSK	H	27	23	-25.80	-13.00	-12.80
42755.02	Mid	100	SISO Dual Pol	DFTs-OFDM	QPSK	V	18	8	-20.78	-13.00	-7.78
42304.36	High	100	SISO Dual Pol	DFTs-OFDM	QPSK	H	359	11	-34.29	-13.00	-21.29
44838.20	High	100	SISO Dual Pol	DFTs-OFDM	QPSK	H	40	3	-28.54	-13.00	-15.54

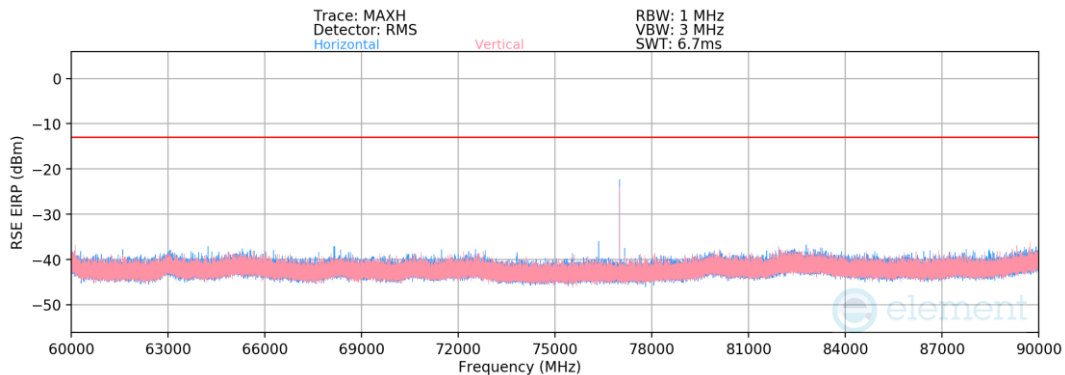
Table 7-131. Ant M3 - RSE Measurements (Band n260 -100MHz-1CC SISO Dual Pol – QPSK)

FCC ID: BCGA2764		PART 30 MEASUREMENT REPORT (CERTIFICATION)		Approved by: Technical Manager
Test Report S/N: 1C2205090028-06-R1.BCG	Test Dates: 5/30/2022 – 9/24/2022	EUT Type: Tablet Device		Page 363 of 999

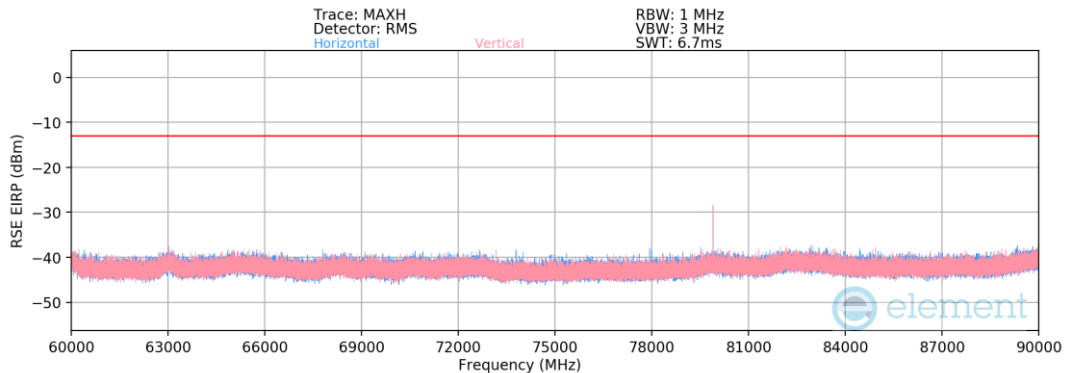
60GHz - 90GHz



Plot 7-616. Ant M3 - RSE Plot (Band n260 -100MHz-1CC SISO Dual Pol – QPSK – Low Channel)



Plot 7-617. Ant M3 - RSE Plot (Band n260 -100MHz-1CC SISO Dual Pol – QPSK – Mid Channel)



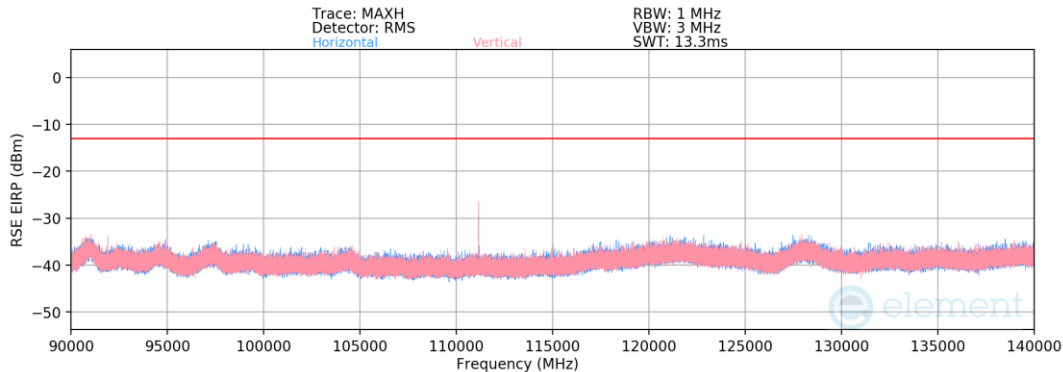
Plot 7-618. Ant M3 - RSE Plot (Band n260 -100MHz-1CC SISO Dual Pol – QPSK – High Channel)

Frequency [MHz]	Channel	Bandwidth (MHz)	Antenna Diversity	Waveform	Modulation	Antenna Polarization [H/V]	Turntable Azimuth [degrees]	Positioner Azimuth [degrees]	EIRP Emission Level [dBm]	TRP Limit [dBm]	Margin [dB]
74099	Low	100	SISO Dual Pol	DFTs-OFDM	QPSK	H	0	7	-22.689	-13.00	-9.69
76998.2	Mid	100	SISO Dual Pol	DFTs-OFDM	QPSK	H	44	3	-24.261	-13.00	-11.26
79898.5	High	100	SISO Dual Pol	DFTs-OFDM	QPSK	H	29	26	-26.548	-13.00	-13.55

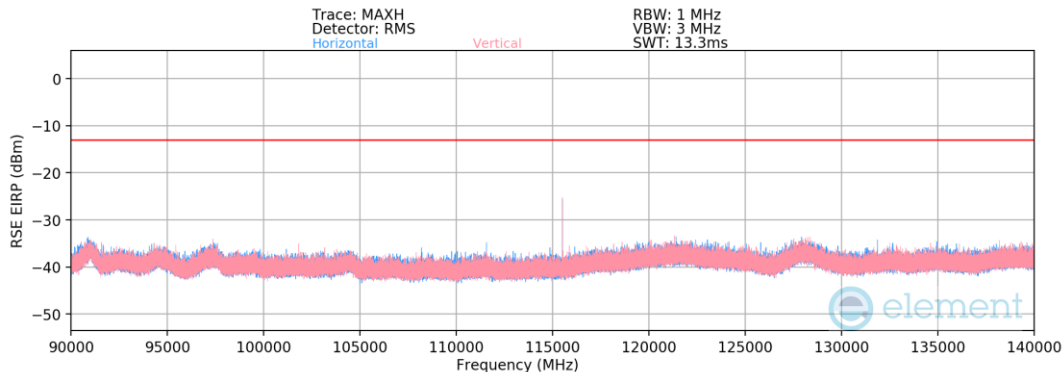
Table 7-132. Ant M3 - RSE Measurements (Band n260 -100MHz-1CC SISO Dual Pol – QPSK)

FCC ID: BCGA2764		PART 30 MEASUREMENT REPORT (CERTIFICATION)							Approved by: Technical Manager		
Test Report S/N: 1C2205090028-06-R1.BCG	Test Dates: 5/30/2022 – 9/24/2022	EUT Type: Tablet Device							Page 364 of 999		

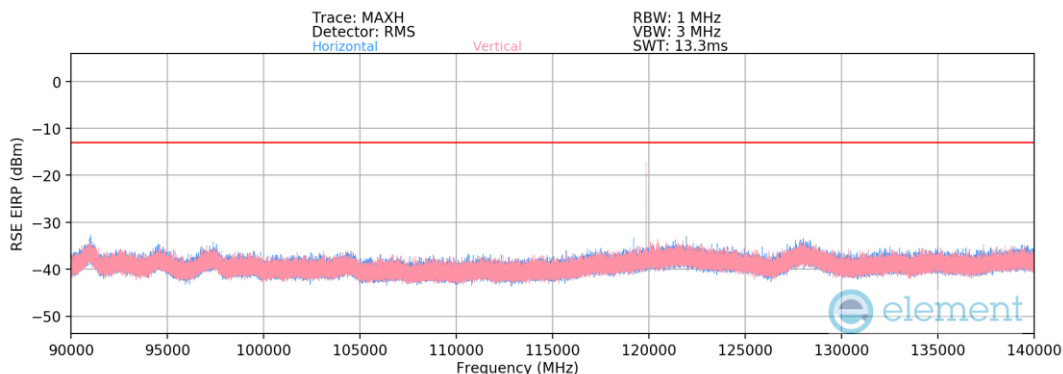
90GHz - 140GHz



Plot 7-619. Ant M3 - RSE Plot (Band n260 -100MHz-1CC SISO Dual Pol – QPSK – Low Channel)



Plot 7-620. Ant M3 - RSE Plot (Band n260 -100MHz-1CC SISO Dual Pol – QPSK – Mid Channel)



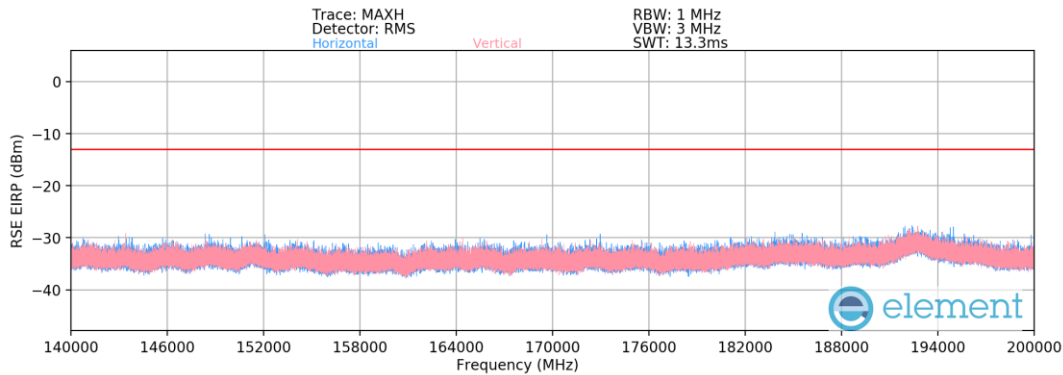
Plot 7-621. Ant M3 - RSE Plot (Band n260 -100MHz-1CC SISO Dual Pol – QPSK – High Channel)

Frequency [MHz]	Channel	Bandwidth (MHz)	Antenna Diversity	Waveform	Modulation	Antenna Polarization [H/V]	Turntable Azimuth [degrees]	Positioner Azimuth [degrees]	EIRP Emission Level [dBm]	TRP Limit [dBm]	Margin [dB]
111147.4	Low	100	SISO Dual Pol	DFTs-OFDM	QPSK	V	63	15	-30.887	-13.00	-17.89
115497.4	Mid	100	SISO Dual Pol	DFTs-OFDM	QPSK	V	27	44	-24.447	-13.00	-11.45
119847	High	100	SISO Dual Pol	DFTs-OFDM	QPSK	V	360	77	-25.431	-13.00	-12.43

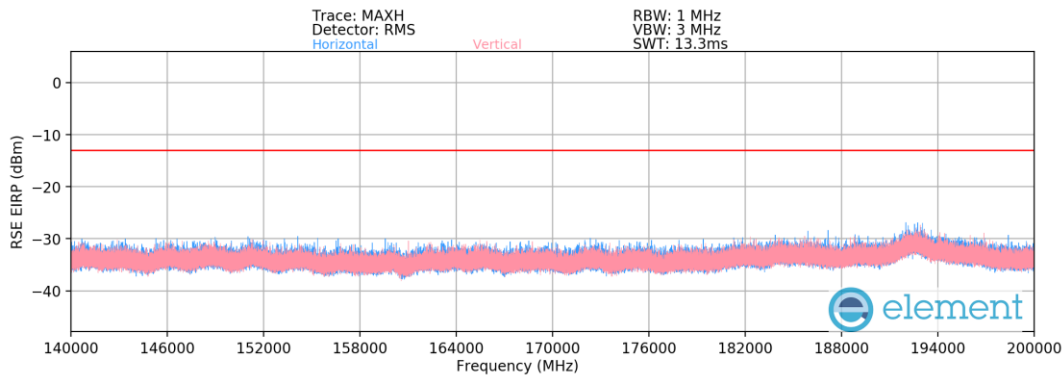
Table 7-133. Ant M3 - RSE Measurements (Band n260 -100MHz-1CC SISO Dual Pol – QPSK)

FCC ID: BCGA2764		PART 30 MEASUREMENT REPORT (CERTIFICATION)							Approved by: Technical Manager		
Test Report S/N: 1C2205090028-06-R1.BCG	Test Dates: 5/30/2022 – 9/24/2022	EUT Type: Tablet Device							Page 365 of 999		

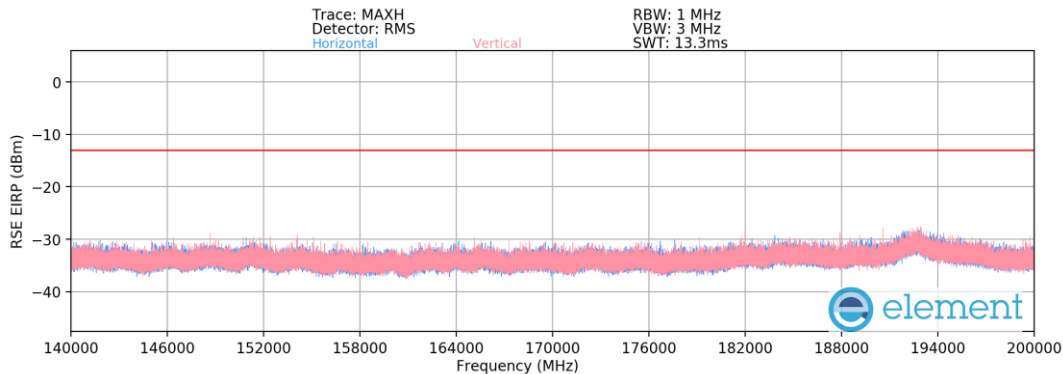
140GHz – 200GHz



Plot 7-622. Ant M3 - RSE Plot (Band n260 -100MHz-1CC SISO Dual Pol – QPSK – Low Channel)



Plot 7-623. Ant M3 - RSE Plot (Band n260 -100MHz-1CC SISO Dual Pol – QPSK – Mid Channel)



Plot 7-624. Ant M3 - RSE Plot (Band n260 -100MHz-1CC SISO Dual Pol – QPSK – High Channel)

Frequency [MHz]	Channel	Bandwidth (MHz)	Antenna Diversity	Waveform	Modulation	Antenna Polarization [H/V]	Turntable Azimuth [degrees]	Positioner Azimuth [degrees]	ERP Emission Level [dBm]	TRP Limit [dBm]	Margin [dB]
191997.80	Mid	100	SISO Dual Pol	DFTs-OFDM	QPSK	-	-	-	-32.87	-13.00	-19.87

Table 7-134. Ant M3 - RSE Measurements (Band n260 -100MHz-1CC SISO Dual Pol – QPSK)

FCC ID: BCGA2764		PART 30 MEASUREMENT REPORT (CERTIFICATION)							Approved by: Technical Manager		
Test Report S/N: 1C2205090028-06-R1.BCG	Test Dates: 5/30/2022 – 9/24/2022	EUT Type: Tablet Device							Page 366 of 999		

7.5 Band Edge Emissions

§2.1051, §30.203

Test Overview

All out of band emissions are measured in a radiated setup while the EUT is operating at its maximum duty cycle, at maximum power, and at the appropriate frequencies. All modulations were investigated to determine the worst-case configuration. All modes of operation were investigated, and the worst-case configuration results are reported in this section.

The minimum permissible attenuation level of any spurious emission is -13dBm/1MHz. However, in the bands immediately outside and adjacent to the licensee's frequency block, having a bandwidth equal to 10 percent of the channel bandwidth, the conductive power or the total radiated power of any emission shall be -5 dBm/MHz or lower.

Test Procedure Used

ANSI C63.26-2015 Clause 5 and Section 6.4
KDB 842590 D01 v01r02 Section 4.4.2

Test Settings

1. Start and stop frequency were set such that both upper and lower band edges are measured.
2. Span was set large enough so as to capture all out of band emissions near the band edge
3. RBW = 1MHz
4. VBW $\geq 3 \times$ RBW
5. Detector = RMS
6. Number of sweep points $\geq 2 \times$ Span/RBW
7. Trace mode = trace average
8. Sweep time = auto couple
9. The trace was allowed to stabilize

Test Notes

- 1) The EUT was tested in three orthogonal planes and in all possible test configurations and positioning.
- 2) Band Edge emissions were measured at a 1 meter distance.
- 3) The spectrum analyzer for each measurement shows an offset value that was determined using the measurement antenna factor, cable loss, far field measurement distance. A sample calculation is shown on the following page.
- 4) This device supports transmission of H-polarized and V-polarized beams from the antenna array in both CP-OFDM and DFT-s-OFDM transmission schemes. For antennas M0, M2, and M3, all configurations were investigated for SISO (CP-OFDM and DFTs-OFDM), MIMO (CP-OFDM), SISO Dual Pol (DFTs-OFDM) and only the worst case has been reported. As part of the testing, all modes were fully investigated and only the worst case has been included in this report.

FCC ID: BCGA2764		PART 30 MEASUREMENT REPORT (CERTIFICATION)	Approved by: Technical Manager
Test Report S/N: 1C2205090028-06-R1.BCG	Test Dates: 5/30/2022 – 9/24/2022	EUT Type: Tablet Device	Page 367 of 999

© 2022 ELEMENT

V2.0 5/30/2022
Unless otherwise specified, no part of this report may be reproduced or utilized in any part, form or by any means, electronic or mechanical, including photocopying and microfilm, without permission in writing from Element Washington DC LLC. If you have any questions about this or have an inquiry about obtaining additional rights to this report or assembly of contents thereof, please contact ct.info@element.com.

- 5) All combinations of 1CC, 2CC, 3CC and 4CC were fully investigated, and only the worst case has been included in this report.
- 6) Tabular data have been reported for all band edge test cases. Unless otherwise specified, the radiated band edge plots in this section display the worst case EIRP measurements for the indicated bandwidth-component carrier configuration.
- 7) The plots in this section that display Total Radiated Power (TRP) were obtained from measurements that were performed in accordance with the guidance of Section 4.4.2.4 of KDB 842590 D01 for the Spherical Method.
- 8) All radiated band edge emissions were measured as EIRP to compare with the §30.203 TRP limits.

Sample Analyzer Offset Calculation (at 27.5GHz)

Measurement Antenna Factor = 40.70dB/m

Cable Loss = 8.82dB

Analyzer Offset (dB) = AF (dB/m) + CL (dB) + 107 + 20log₁₀(D) – 104.8dB, where D = 1m

$$= 40.70\text{dB/m} + 8.82\text{dB} + 107 + 20\log_{10}(1\text{m}) - 104.8\text{dB}$$

$$= 51.72\text{dB}$$

While it is allowed to use the antenna gain subtraction method in the band edge as it is defined in Part 30, the device meets the requirements via early exit condition as specified in KDB publication 842590 D01 v01r02.

FCC ID: BCGA2764		PART 30 MEASUREMENT REPORT (CERTIFICATION)	Approved by: Technical Manager
Test Report S/N: 1C2205090028-06-R1.BCG	Test Dates: 5/30/2022 – 9/24/2022	EUT Type: Tablet Device	Page 368 of 999

7.5.1 Band n258-R1 – Ant M0

Bandwidth (MHz)	CCs Active	Channel	Frequency [MHz]	Antenna Diversity	Waveform	Modulation	Beam Polarization	Beam ID	RB Config	Average EIRP [dBm]	TRP Limit [dBm]	Margin [dB]
50	1	Low	24275.04	MIMO	CP-OFDM	QPSK	H	59 + 187	Full	-21.29	-13	-8.29
		Low	24275.04	MIMO	CP-OFDM	QPSK	H	59 + 187	1 Low	-18.80	-5	-13.80
		High	24424.92	MIMO	CP-OFDM	QPSK	H	59 + 187	Full	-19.06	-13	-6.06
		High	24424.92	MIMO	CP-OFDM	QPSK	H	59 + 187	1 High	-14.26	-5	-9.26
		Low	24275.04	SISO Dual Pol	DFT-s-OFDM	$\pi/2$ BPSK	H	59 + 187	Full	-25.36	-13	-12.36
		Low	24275.04	SISO Dual Pol	DFT-s-OFDM	$\pi/2$ BPSK	H	59 + 187	1 Low	-15.68	-5	-10.68
		High	24424.92	SISO Dual Pol	DFT-s-OFDM	$\pi/2$ BPSK	H	59 + 187	Full	-22.36	-13	-9.36
		High	24424.92	SISO Dual Pol	DFT-s-OFDM	$\pi/2$ BPSK	H	59 + 187	1 High	-12.70	-5	-7.70
		Low	24275.04	SISO Dual Pol	DFT-s-OFDM	QPSK	H	59 + 187	Full	-21.85	-13	-8.85
		Low	24275.04	SISO Dual Pol	DFT-s-OFDM	QPSK	H	59 + 187	1 Low	-17.09	-5	-12.09
50+50	2	Low	24300.06	MIMO	CP-OFDM	QPSK	H	59 + 187	Full	-30.45	-13	-17.45
		Low	24300.06	MIMO	CP-OFDM	QPSK	H	59 + 187	1 Low	-24.38	-13	-11.38
		High	24399.90	MIMO	CP-OFDM	QPSK	H	59 + 187	Full	-29.95	-13	-16.95
		High	24399.90	MIMO	CP-OFDM	QPSK	H	59 + 187	1 High	-19.03	-13	-6.03
		Low	24300.06	SISO Dual Pol	DFT-s-OFDM	$\pi/2$ BPSK	H	59 + 187	Full	-32.27	-13	-19.27
		Low	24300.06	SISO Dual Pol	DFT-s-OFDM	$\pi/2$ BPSK	H	59 + 187	1 Low	-20.77	-13	-7.77
		High	24399.90	SISO Dual Pol	DFT-s-OFDM	$\pi/2$ BPSK	H	59 + 187	Full	-31.66	-13	-18.66
		High	24399.90	SISO Dual Pol	DFT-s-OFDM	$\pi/2$ BPSK	H	59 + 187	1 High	-20.87	-13	-7.87
		Low	24300.06	SISO Dual Pol	DFT-s-OFDM	QPSK	H	59 + 187	Full	-30.76	-13	-17.76
		Low	24300.06	SISO Dual Pol	DFT-s-OFDM	QPSK	H	59 + 187	1 Low	-20.71	-13	-7.71
50+50+50	3	Low	24325.08	MIMO	CP-OFDM	QPSK	H	59 + 187	Full	-31.11	-13	-18.11
		Low	24325.08	MIMO	CP-OFDM	QPSK	H	59 + 187	1 Low	-25.11	-13	-12.11
		High	24374.88	MIMO	CP-OFDM	QPSK	H	59 + 187	Full	-21.70	-5	-16.70
		High	24374.88	MIMO	CP-OFDM	QPSK	H	59 + 187	1 High	-18.78	-13	-5.78
		Low	24325.08	SISO Dual Pol	DFT-s-OFDM	$\pi/2$ BPSK	H	59 + 187	Full	-30.64	-13	-17.64
		Low	24325.08	SISO Dual Pol	DFT-s-OFDM	$\pi/2$ BPSK	H	59 + 187	1 Low	-21.72	-13	-8.72
		High	24374.88	SISO Dual Pol	DFT-s-OFDM	$\pi/2$ BPSK	H	59 + 187	Full	-30.80	-13	-17.80
		High	24374.88	SISO Dual Pol	DFT-s-OFDM	$\pi/2$ BPSK	H	59 + 187	1 High	-18.18	-13	-5.18
		Low	24325.08	SISO Dual Pol	DFT-s-OFDM	QPSK	H	59 + 187	Full	-30.49	-13	-17.49
		Low	24325.08	SISO Dual Pol	DFT-s-OFDM	QPSK	H	59 + 187	1 Low	-21.51	-13	-8.51
50+50+50+50	4	High	24374.88	SISO Dual Pol	DFT-s-OFDM	QPSK	H	59 + 187	Full	-30.31	-13	-17.31
		High	24374.88	SISO Dual Pol	DFT-s-OFDM	QPSK	H	59 + 187	1 High	-17.99	-13	-4.99
		Low	24350.10	MIMO	CP-OFDM	QPSK	H	59 + 187	Full	-32.08	-13	-19.08
		Low	24350.10	MIMO	CP-OFDM	QPSK	H	59 + 187	1 Low	-27.04	-13	-14.04
		High	24349.86	MIMO	CP-OFDM	QPSK	H	59 + 187	Full	-31.72	-13	-18.72
		High	24349.86	MIMO	CP-OFDM	QPSK	H	59 + 187	1 High	-19.39	-13	-6.39
		Low	24350.10	SISO Dual Pol	DFT-s-OFDM	$\pi/2$ BPSK	H	59 + 187	Full	-31.59	-13	-18.59
		Low	24350.10	SISO Dual Pol	DFT-s-OFDM	$\pi/2$ BPSK	H	59 + 187	1 Low	-26.50	-13	-13.50
		High	24349.86	SISO Dual Pol	DFT-s-OFDM	$\pi/2$ BPSK	H	59 + 187	Full	-31.61	-13	-18.61
		High	24349.86	SISO Dual Pol	DFT-s-OFDM	$\pi/2$ BPSK	H	59 + 187	1 High	-18.21	-13	-5.21
		Low	24350.10	SISO Dual Pol	DFT-s-OFDM	QPSK	H	59 + 187	Full	-30.99	-13	-17.99
		Low	24350.10	SISO Dual Pol	DFT-s-OFDM	QPSK	H	59 + 187	1 Low	-25.55	-13	-12.55
		High	24349.86	SISO Dual Pol	DFT-s-OFDM	QPSK	H	59 + 187	Full	-31.00	-13	-18.00
		High	24349.86	SISO Dual Pol	DFT-s-OFDM	QPSK	H	59 + 187	1 High	-19.28	-13	-6.28

Table 7-135. Ant M0 – Band Edge Measurement Table (Band n258-R1 – 50MHz)

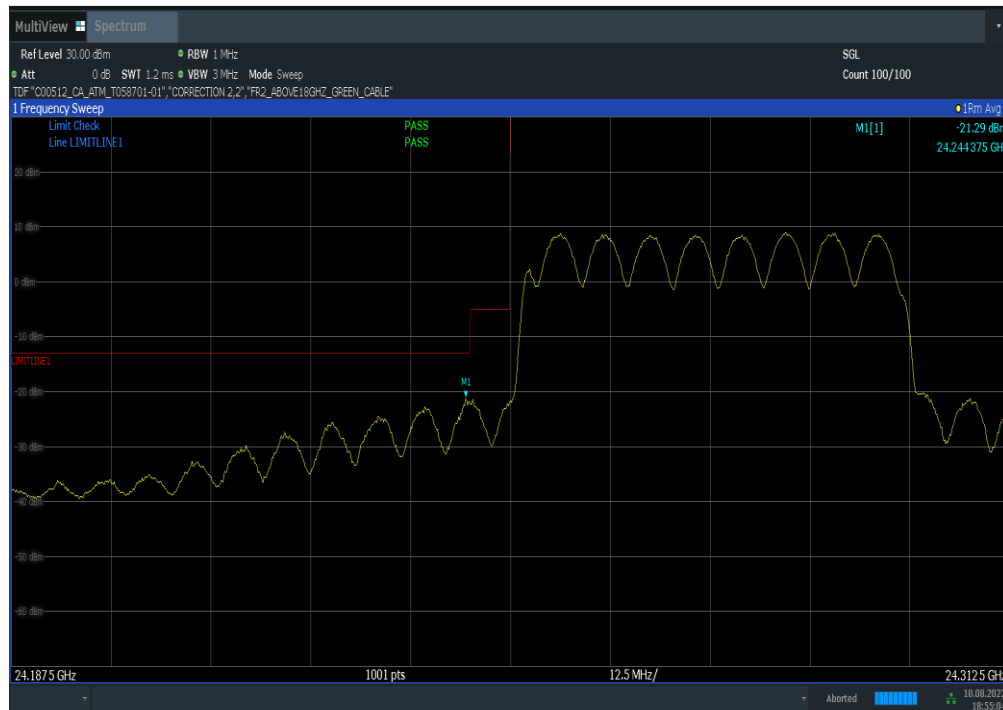
FCC ID: BCGA2764		PART 30 MEASUREMENT REPORT (CERTIFICATION)		Approved by: Technical Manager
Test Report S/N: 1C2205090028-06-R1.BCG	Test Dates: 5/30/2022 – 9/24/2022	EUT Type: Tablet Device		Page 369 of 999

Bandwidth (MHz)	CCs Active	Channel	Frequency [MHz]	Antenna Diversity	Waveform	Modulation	Beam Polarization	Beam ID	RB Config	Average EIRP [dBm]	TRP Limit [dBm]	Margin [dB]
100	1	Low	24300.00	MIMO	CP-OFDM	QPSK	H	59 + 187	Full	-24.11	-13	-11.11
		Low	24300.00	MIMO	CP-OFDM	QPSK	H	59 + 187	1 Low	-13.78	-5	-8.78
		High	24399.96	MIMO	CP-OFDM	QPSK	H	59 + 187	Full	-21.32	-13	-8.32
		High	24399.96	MIMO	CP-OFDM	QPSK	H	59 + 187	1 High	-24.26	-5	-19.26
		Low	24300.00	SISO Dual Pol	DFT-s-OFDM	$\pi/2$ BPSK	H	59 + 187	Full	-28.44	-13	-15.44
		Low	24300.00	SISO Dual Pol	DFT-s-OFDM	$\pi/2$ BPSK	H	59 + 187	1 Low	-12.48	-5	-7.48
		High	24399.96	SISO Dual Pol	DFT-s-OFDM	$\pi/2$ BPSK	H	59 + 187	Full	-24.05	-13	-11.05
		High	24399.96	SISO Dual Pol	DFT-s-OFDM	$\pi/2$ BPSK	H	59 + 187	1 High	-21.72	-5	-16.72
		Low	24300.00	SISO Dual Pol	DFT-s-OFDM	QPSK	H	59 + 187	Full	-25.49	-13	-12.49
		Low	24300.00	SISO Dual Pol	DFT-s-OFDM	QPSK	H	59 + 187	1 Low	-10.88	-5	-5.88
100+100	2	High	24399.96	SISO Dual Pol	DFT-s-OFDM	QPSK	H	59 + 187	Full	-20.88	-13	-7.88
		High	24399.96	SISO Dual Pol	DFT-s-OFDM	QPSK	H	59 + 187	1 High	-21.36	-5	-16.36
		Low	24350.04	MIMO	CP-OFDM	QPSK	H	59 + 187	Full	-32.40	-13	-19.40
		Low	24350.04	MIMO	CP-OFDM	QPSK	H	59 + 187	1 Low	-21.93	-13	-8.93
		High	24349.92	MIMO	CP-OFDM	QPSK	H	59 + 187	Full	-32.02	-13	-19.02
		High	24349.92	MIMO	CP-OFDM	QPSK	H	59 + 187	1 High	-27.05	-13	-14.05
		Low	24350.04	SISO Dual Pol	DFT-s-OFDM	$\pi/2$ BPSK	H	59 + 187	Full	-33.43	-13	-20.43
		Low	24350.04	SISO Dual Pol	DFT-s-OFDM	$\pi/2$ BPSK	H	59 + 187	1 Low	-17.86	-13	-4.86
		High	24349.92	SISO Dual Pol	DFT-s-OFDM	$\pi/2$ BPSK	H	59 + 187	Full	-33.68	-13	-20.68
		High	24349.92	SISO Dual Pol	DFT-s-OFDM	$\pi/2$ BPSK	H	59 + 187	1 High	-22.69	-13	-9.69
		Low	24350.04	SISO Dual Pol	DFT-s-OFDM	QPSK	H	59 + 187	Full	-32.93	-13	-19.93
		Low	24350.04	SISO Dual Pol	DFT-s-OFDM	QPSK	H	59 + 187	1 Low	-17.05	-13	-4.05
		High	24349.92	SISO Dual Pol	DFT-s-OFDM	QPSK	H	59 + 187	Full	-32.98	-13	-19.98
		High	24349.92	SISO Dual Pol	DFT-s-OFDM	QPSK	H	59 + 187	1 High	-25.26	-13	-12.26

Table 7-136. Ant M0 – Band Edge Measurement Table (Band n258-R1 – 100MHz)

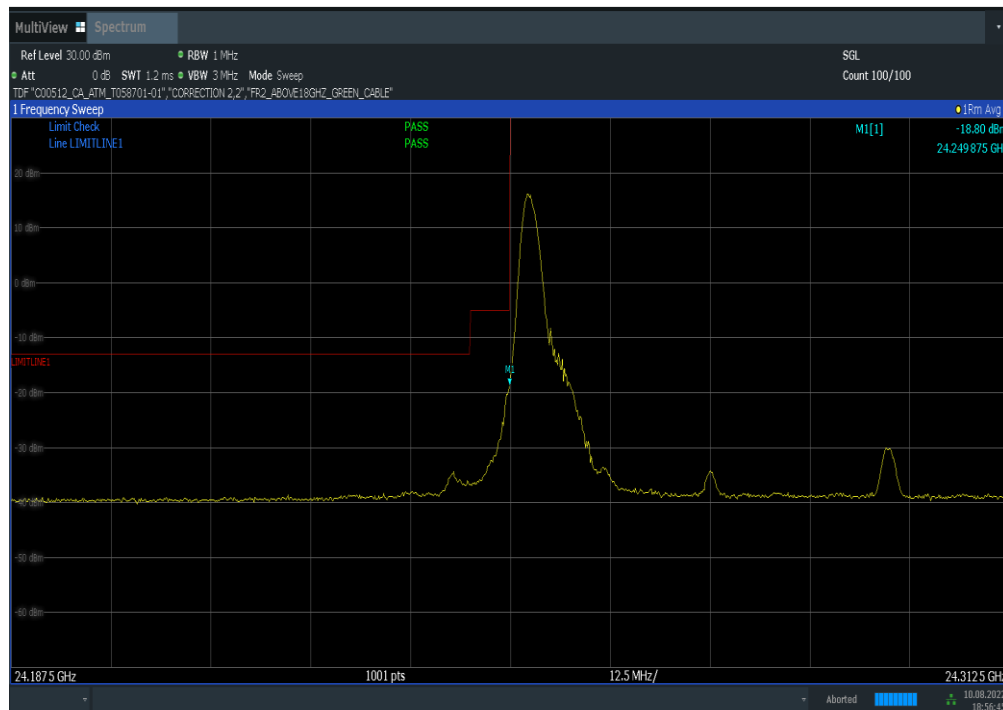
FCC ID: BCGA2764		PART 30 MEASUREMENT REPORT (CERTIFICATION)		Approved by: Technical Manager
Test Report S/N: 1C2205090028-06-R1.BCG	Test Dates: 5/30/2022 – 9/24/2022	EUT Type: Tablet Device		Page 370 of 999

ACLAResults



Plot 7-625. Ant M0 Lower Band Edge (Band n258-R1 50MHz-1CC MIMO CP-OFDM – QPSK Full RB)

ACLAResults



Plot 7-626. Ant M0 Lower Band Edge (Band n258-R1 50MHz-1CC MIMO CP-OFDM – QPSK 1RB)

FCC ID: BCGA2764		PART 30 MEASUREMENT REPORT (CERTIFICATION)	Approved by: Technical Manager
Test Report S/N: 1C2205090028-06-R1.BCG	Test Dates: 5/30/2022 – 9/24/2022	EUT Type: Tablet Device	Page 371 of 999

© 2022 ELEMENT

Unless otherwise specified, no part of this report may be reproduced or utilized in any part, form or by any means, electronic or mechanical, including photocopying and microfilm, without permission in writing from Element Washington DC LLC. If you have any questions about this or have an inquiry about obtaining additional rights to this report or assembly of contents thereof, please contact ct.info@element.com.

V2.0 5/30/2022