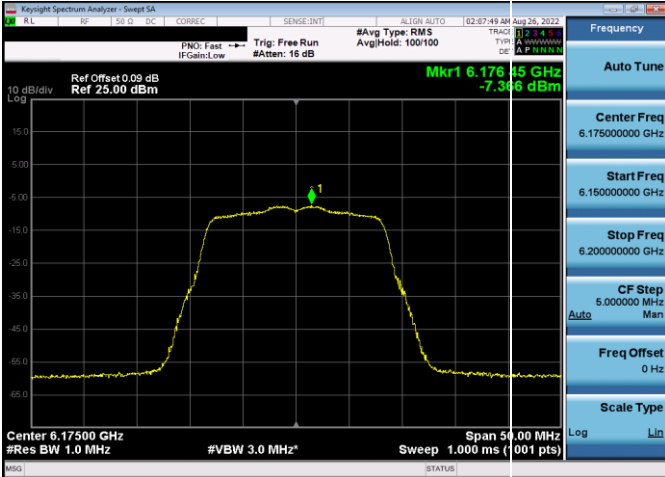
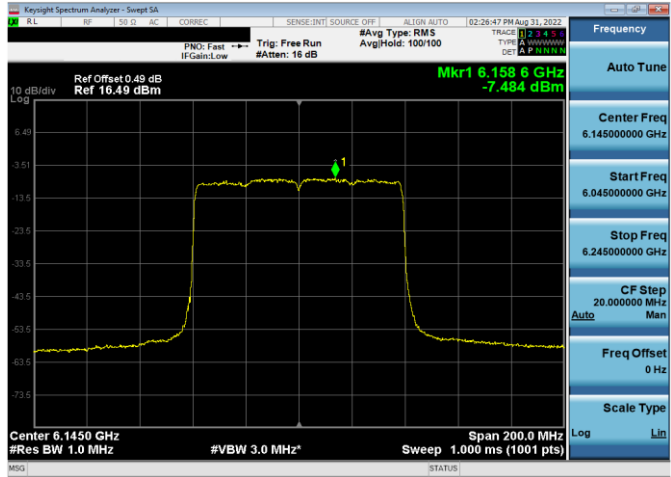


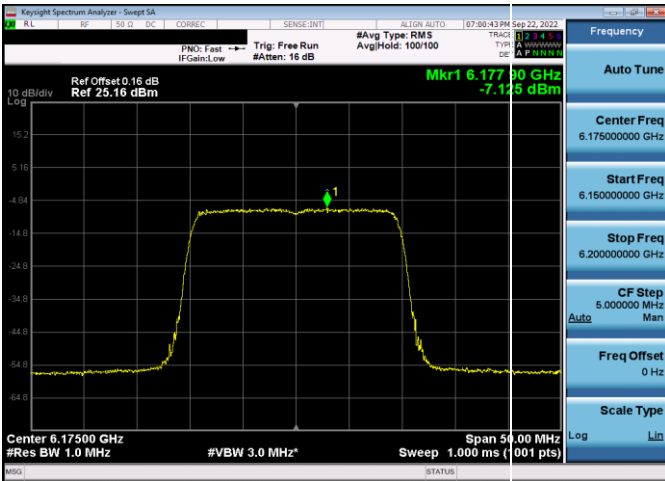
Low Data Rate



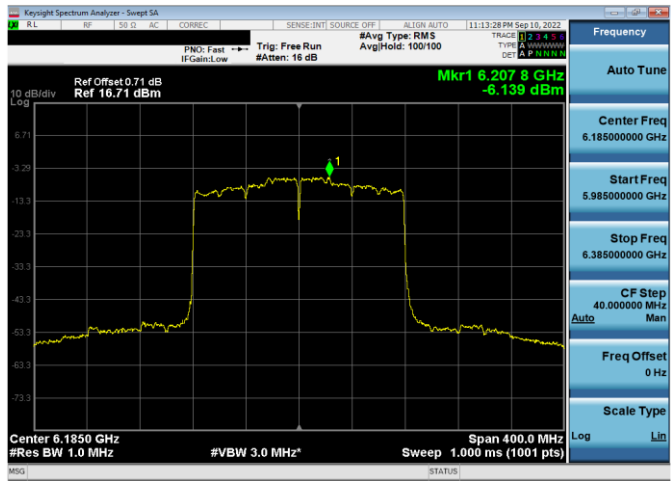
Plot 7-121. Power Spectral Density Plot Antenna WF5t (20MHz 802.11a (UNII Band 5) – Ch. 45, 12Mbps)



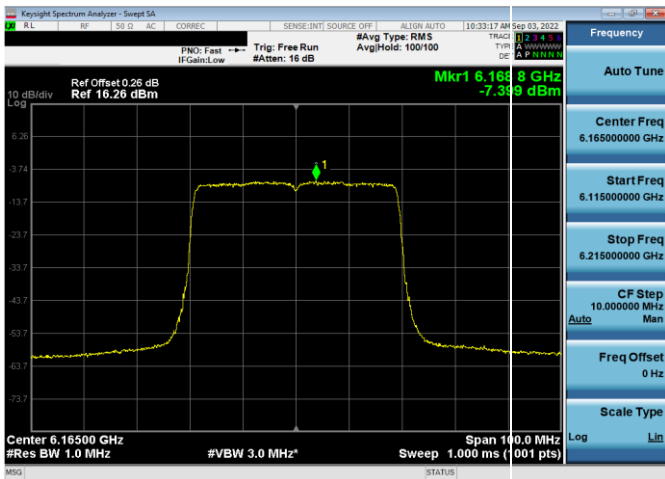
Plot 7-124. Power Spectral Density Plot Antenna WF5t (80MHz 802.11ax (UNII Band 5) – Ch. 39, MCS2)



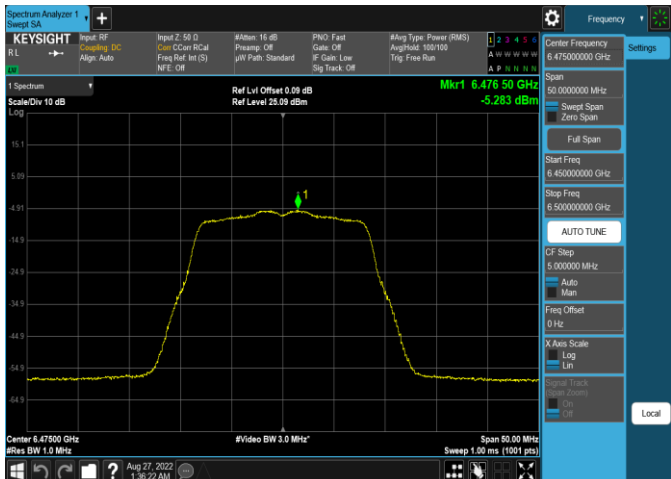
Plot 7-122. Power Spectral Density Plot Antenna WF5t (20MHz 802.11ax (UNII Band 5) – Ch. 45, MCS2)



Plot 7-125. Power Spectral Density Plot Antenna WF5t (160MHz 802.11ax (UNII Band 5) – Ch. 47, MCS2)

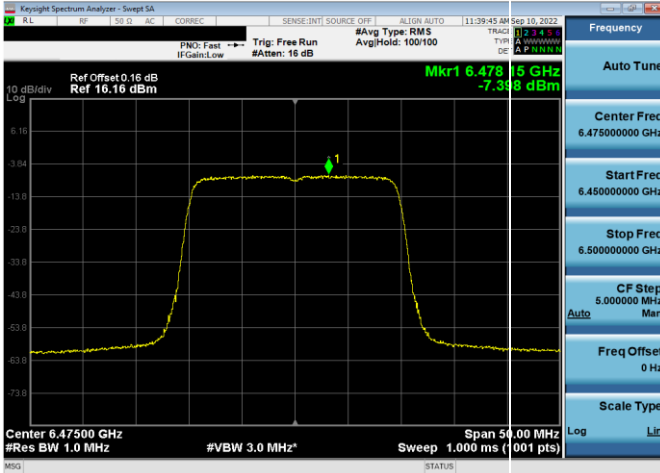


Plot 7-123. Power Spectral Density Plot Antenna WF5t (40MHz 802.11ax (UNII Band 5) – Ch. 43, MCS2)

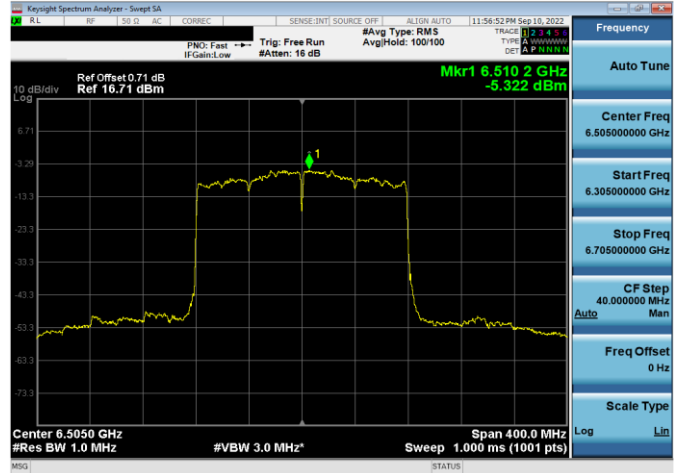


Plot 7-126. Power Spectral Density Plot Antenna WF5t (20MHz 802.11a (UNII Band 6) – Ch. 105, 12Mbps)

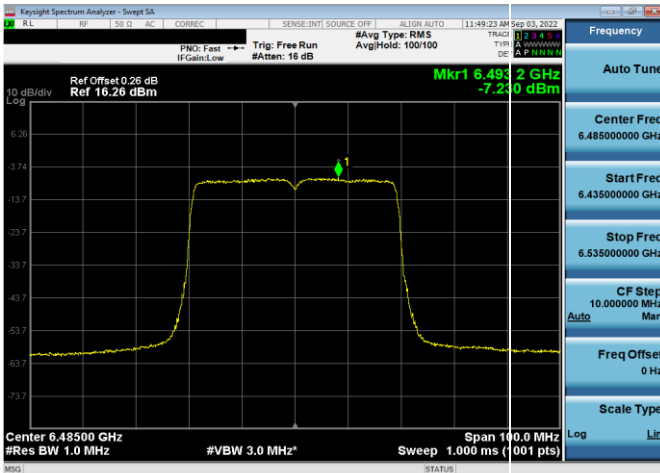
FCC ID: BCGA2759 IC: 579C-A2759		MEASUREMENT REPORT (CERTIFICATION)	Approved by: Technical Manager
Test Report S/N: 1C2205090024-11-R2.BCG	Test Dates: 05/27/2022 - 9/26/2022	EUT Type: Tablet Device	Page 68 of 280



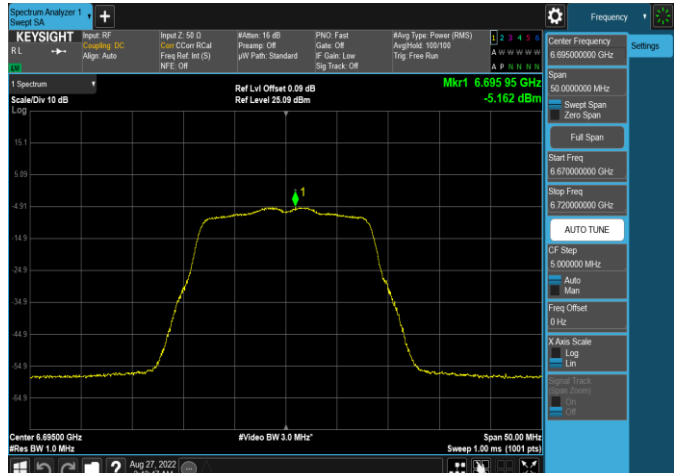
Plot 7-127. Power Spectral Density Plot Antenna WF5t (20MHz 802.11ax (UNII Band 6) – Ch. 105, MCS2)



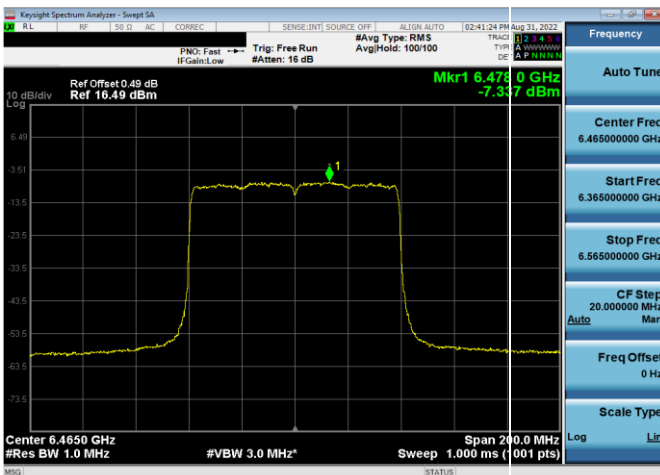
Plot 7-130. Power Spectral Density Plot Antenna WF5t (160MHz 802.11ax (UNII Band 6) – Ch. 111, MCS2)



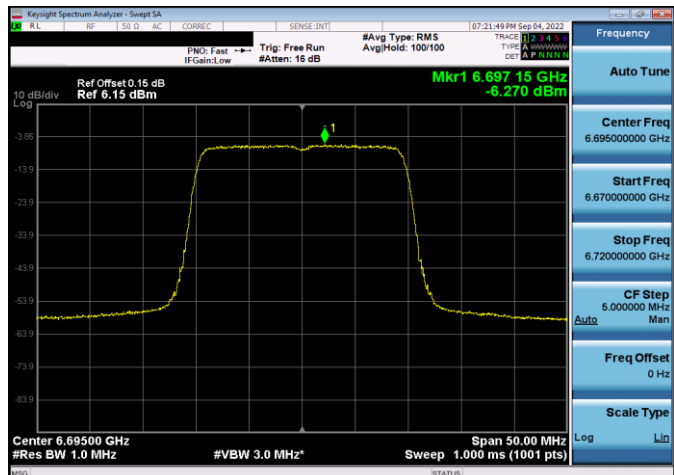
Plot 7-128. Power Spectral Density Plot Antenna WF5t (40MHz 802.11ax (UNII Band 6) – Ch. 107, MCS2)



Plot 7-131. Power Spectral Density Plot Antenna WF5t (20MHz 802.11a (UNII Band 7) – Ch. 149, 12Mbps)

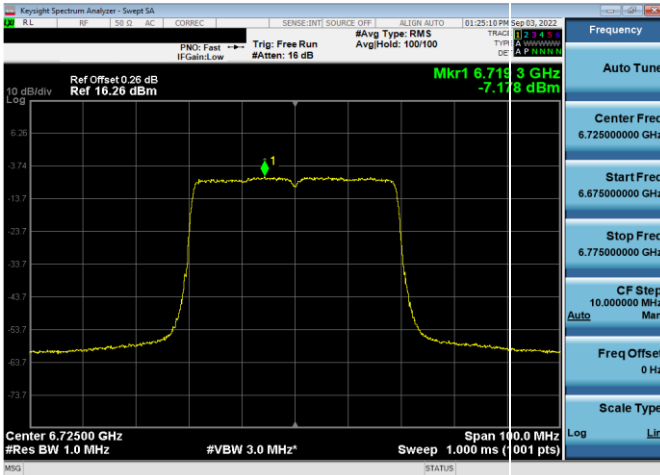


Plot 7-129. Power Spectral Density Plot Antenna WF5t (80MHz 802.11ax (UNII Band 6) – Ch. 103, MCS2)

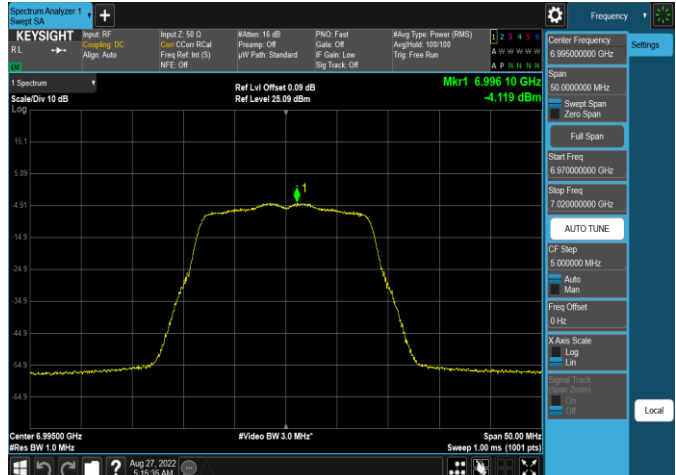


Plot 7-132. Power Spectral Density Plot Antenna WF5t (20MHz 802.11ax (UNII Band 7) – Ch. 149, MCS2)

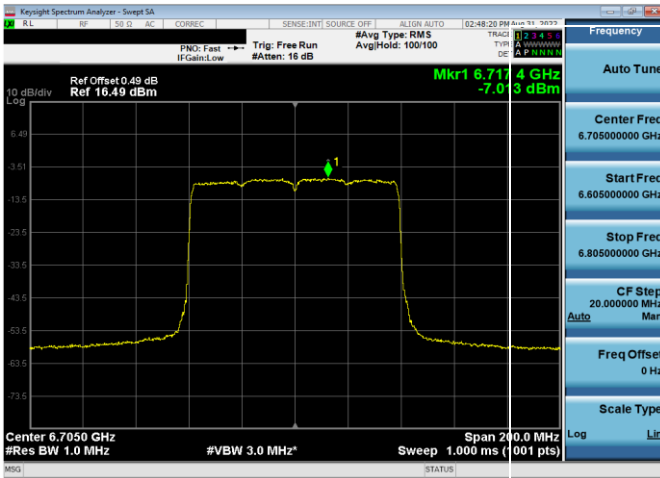
FCC ID: BCGA2759 IC: 579C-A2759		MEASUREMENT REPORT (CERTIFICATION)	Approved by: Technical Manager
Test Report S/N: 1C2205090024-11-R2.BCG	Test Dates: 05/27/2022 - 9/26/2022	EUT Type: Tablet Device	Page 69 of 280



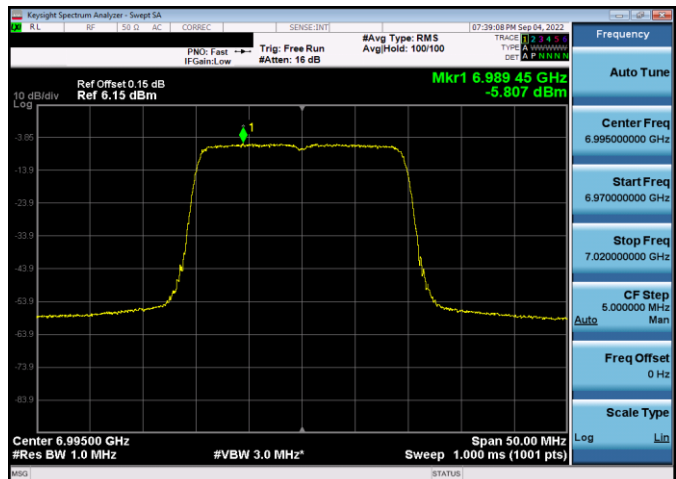
Plot 7-133. Power Spectral Density Plot Antenna WF5t (40MHz 802.11ax (UNII Band 7) – Ch. 155, MCS2)



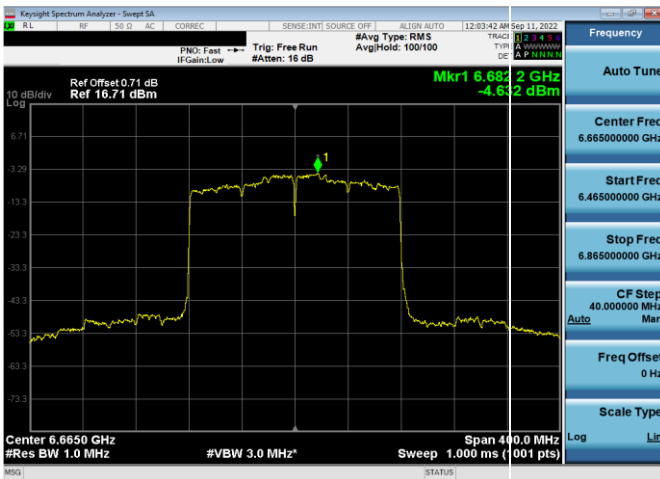
Plot 7-136. Power Spectral Density Plot Antenna WF5t (20MHz 802.11a (UNII Band 8) – Ch. 209, 12Mbps)



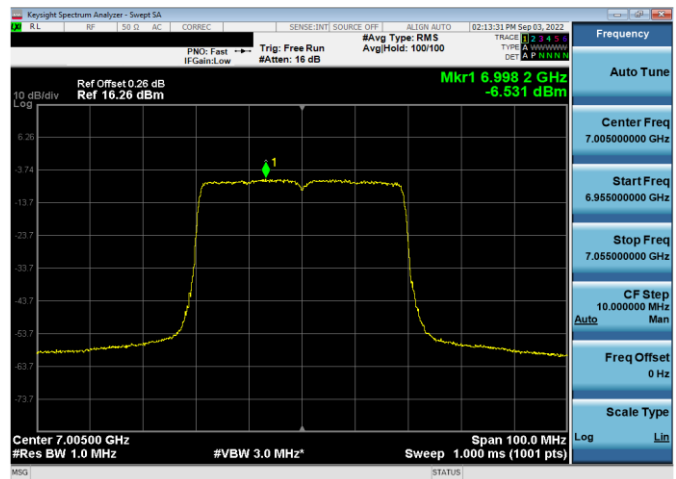
Plot 7-134. Power Spectral Density Plot Antenna WF5t (80MHz 802.11ax (UNII Band 7) – Ch. 151, MCS2)



Plot 7-137. Power Spectral Density Plot Antenna WF5t (20MHz 802.11ax (UNII Band 8) – Ch. 209, MCS2)

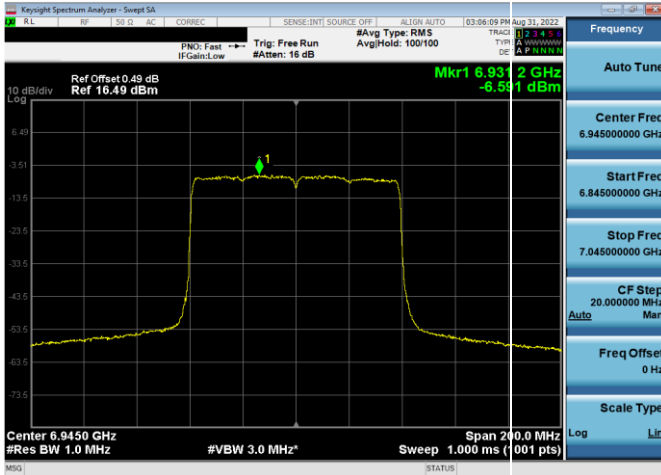


Plot 7-135. Power Spectral Density Plot Antenna WF5t (160MHz 802.11ax (UNII Band 7) – Ch. 143, MCS2)

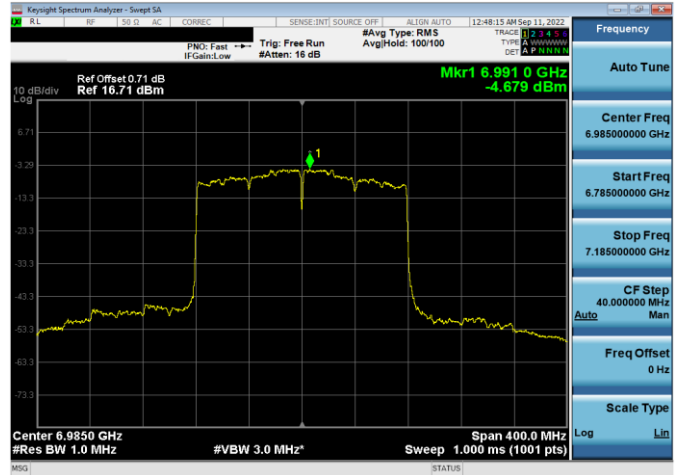


Plot 7-138. Power Spectral Density Plot Antenna WF5t (40MHz 802.11ax (UNII Band 8) – Ch. 211, MCS2)

FCC ID: BCGA2759 IC: 579C-A2759		MEASUREMENT REPORT (CERTIFICATION)	Approved by: Technical Manager
Test Report S/N: 1C2205090024-11-R2.BCG	Test Dates: 05/27/2022 - 9/26/2022	EUT Type: Tablet Device	Page 70 of 280



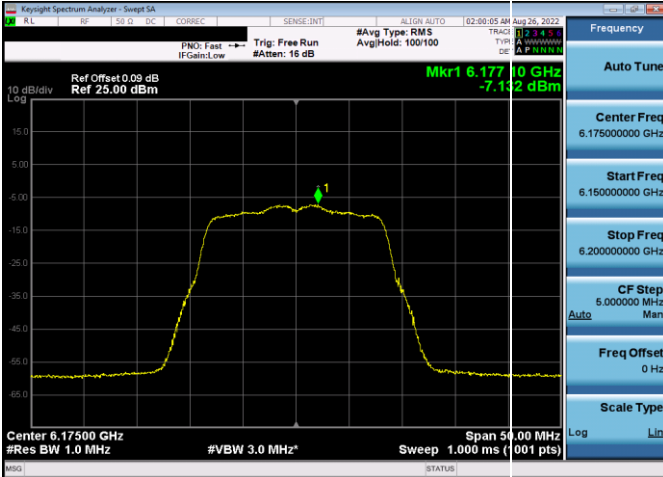
Plot 7-139. Power Spectral Density Plot Antenna WF5t (80MHz 802.11ax (UNII Band 8) – Ch. 199, MCS2)



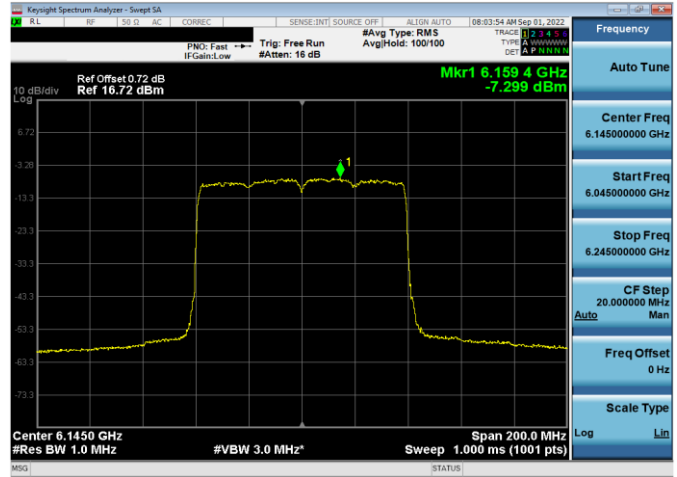
Plot 7-140. Power Spectral Density Plot Antenna WF5t (160MHz 802.11ax (UNII Band 8) – Ch. 207, MCS2)

FCC ID: BCGA2759 IC: 579C-A2759		MEASUREMENT REPORT (CERTIFICATION)	Approved by: Technical Manager
Test Report S/N: 1C2205090024-11-R2.BCG	Test Dates: 05/27/2022 - 9/26/2022	EUT Type: Tablet Device	Page 71 of 280

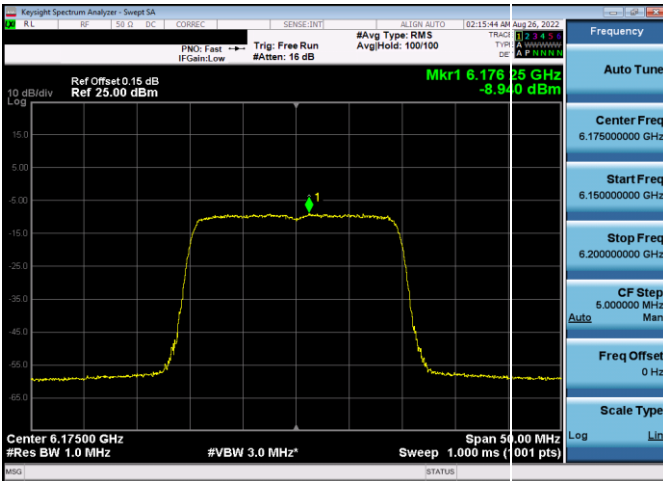
Mid Data Rate



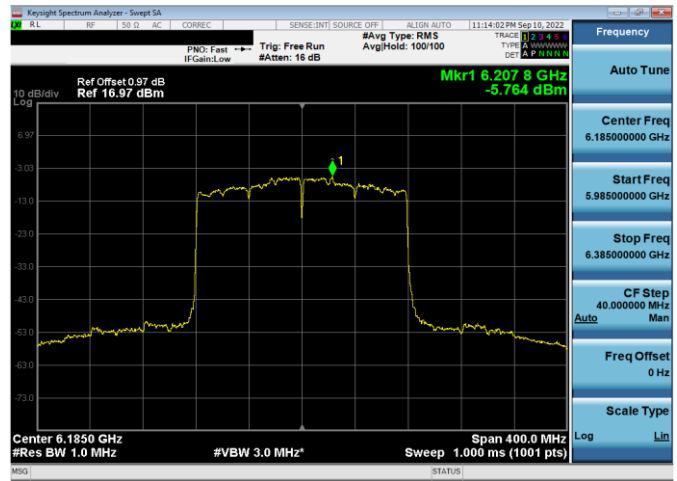
Plot 7-141. Power Spectral Density Plot Antenna WF5t (20MHz 802.11a (UNII Band 5) – Ch. 45, 24Mbps)



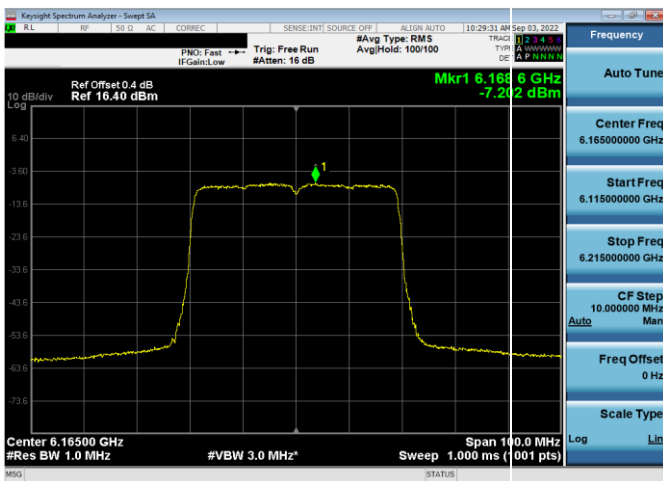
Plot 7-144. Power Spectral Density Plot Antenna WF5t (80MHz 802.11ax (UNII Band 5) – Ch. 39, MCS4)



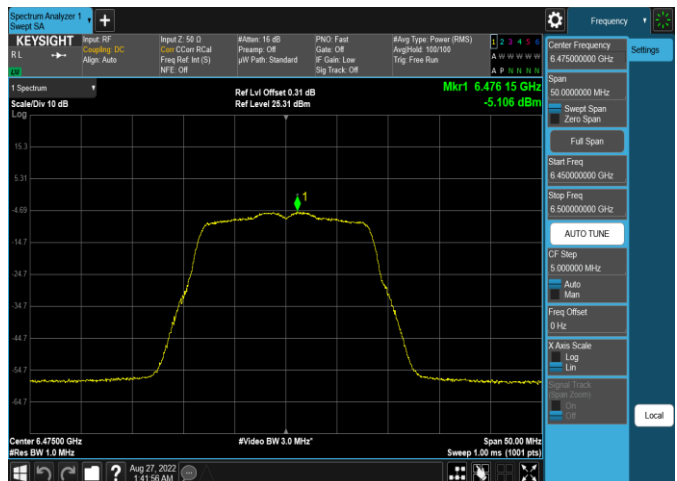
Plot 7-142. Power Spectral Density Plot Antenna WF5t (20MHz 802.11ax (UNII Band 5) – Ch. 45, MCS4)



Plot 7-145. Power Spectral Density Plot Antenna WF5t (160MHz 802.11ax (UNII Band 5) – Ch. 47, MCS4)

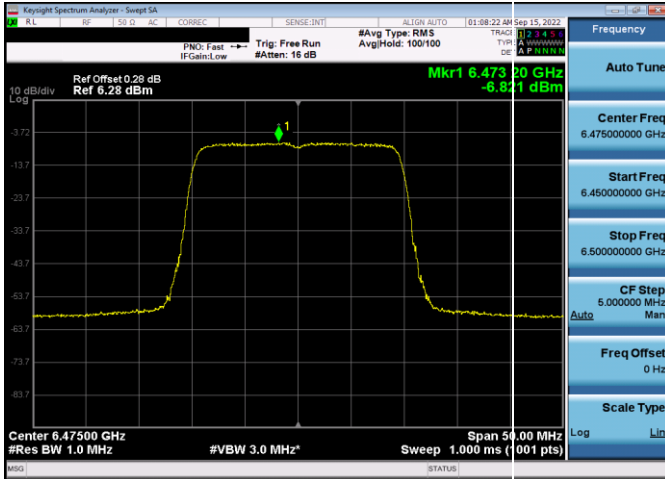


Plot 7-143. Power Spectral Density Plot Antenna WF5t (40MHz 802.11ax (UNII Band 5) – Ch. 43, MCS4)

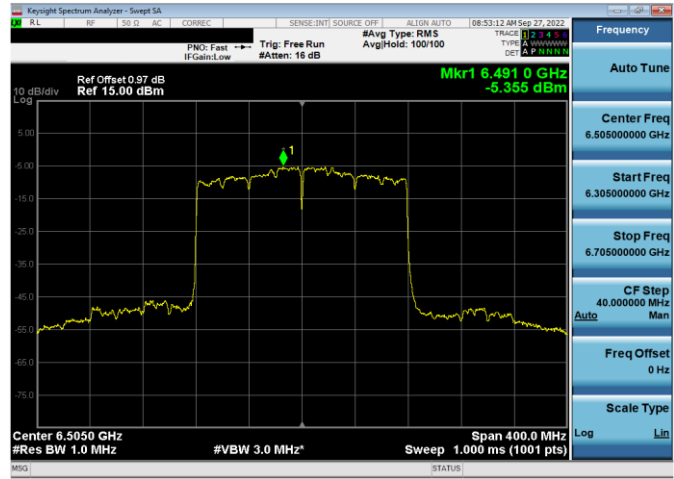


Plot 7-146. Power Spectral Density Plot Antenna WF5t (20MHz 802.11a (UNII Band 6) – Ch. 105, 24Mbps)

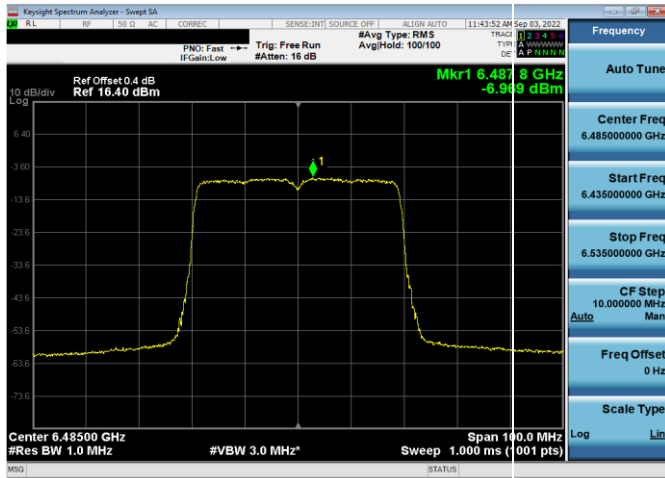
FCC ID: BCGA2759 IC: 579C-A2759		MEASUREMENT REPORT (CERTIFICATION)	Approved by: Technical Manager
Test Report S/N: 1C2205090024-11-R2.BCG	Test Dates: 05/27/2022 - 9/26/2022	EUT Type: Tablet Device	Page 72 of 280



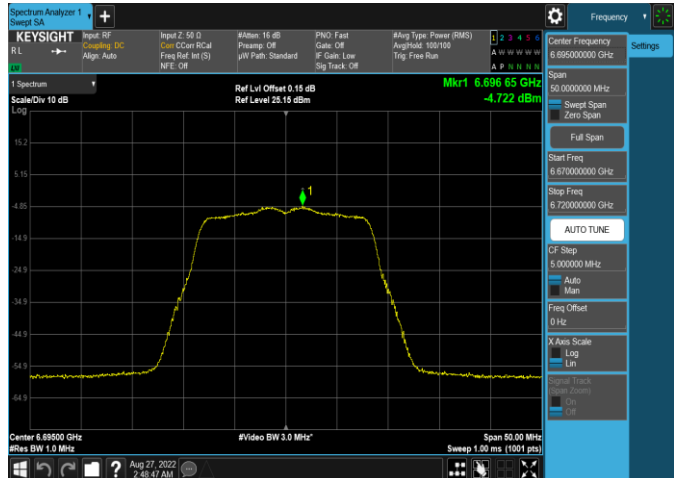
Plot 7-147. Power Spectral Density Plot Antenna WF5t (20MHz 802.11ax (UNII Band 6) – Ch. 105, MCS4)



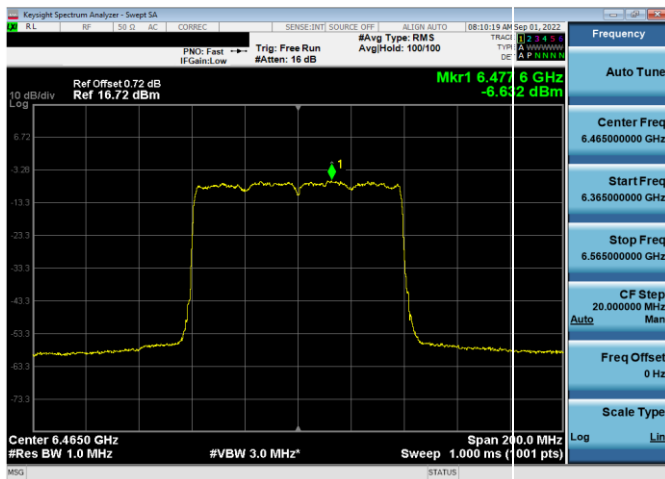
Plot 7-150. Power Spectral Density Plot Antenna WF5t (160MHz 802.11ax (UNII Band 6) – Ch. 111, MCS4)



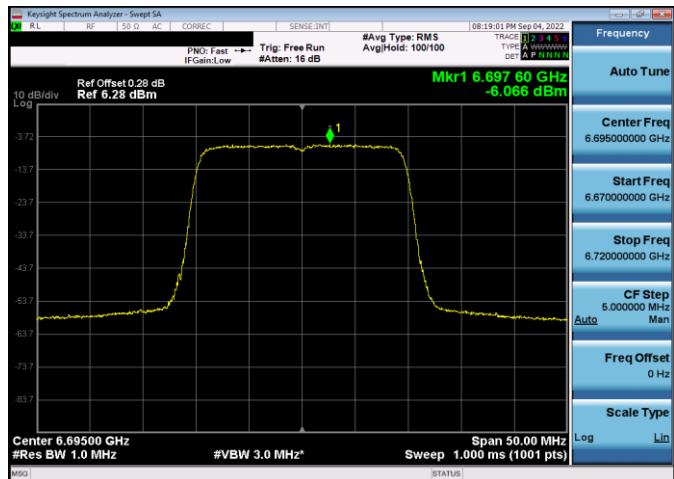
Plot 7-148. Power Spectral Density Plot Antenna WF5t (40MHz 802.11ax (UNII Band 6) – Ch. 107, MCS4)



Plot 7-151. Power Spectral Density Plot Antenna WF5t (20MHz 802.11a (UNII Band 7) – Ch. 149, MCS4)

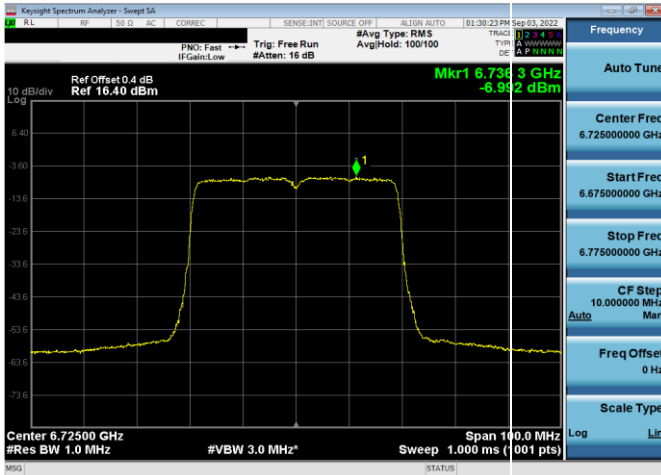


Plot 7-149. Power Spectral Density Plot Antenna WF5t (80MHz 802.11ax (UNII Band 6) – Ch. 103, MCS4)

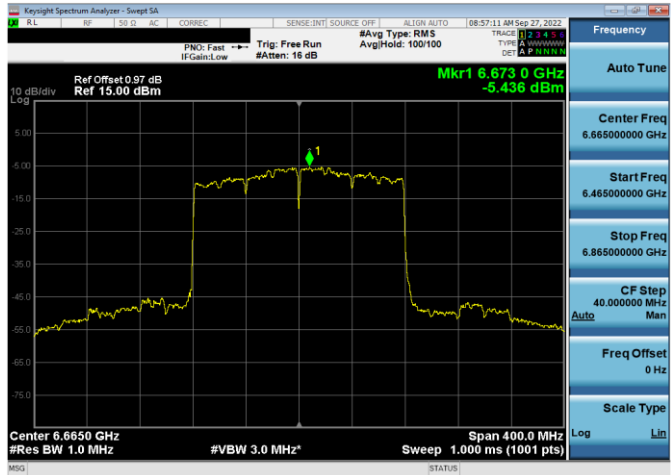


Plot 7-152. Power Spectral Density Plot Antenna WF5t (20MHz 802.11ax (UNII Band 7) – Ch. 149, MCS4)

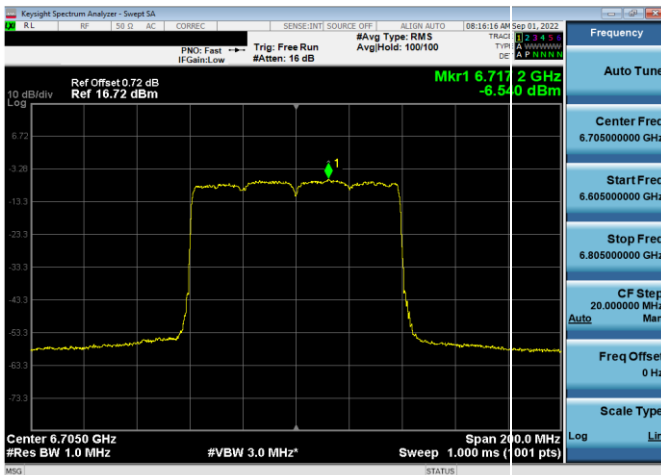
FCC ID: BCGA2759 IC: 579C-A2759		MEASUREMENT REPORT (CERTIFICATION)	Approved by: Technical Manager
Test Report S/N: 1C2205090024-11-R2.BCG	Test Dates: 05/27/2022 - 9/26/2022	EUT Type: Tablet Device	Page 73 of 280



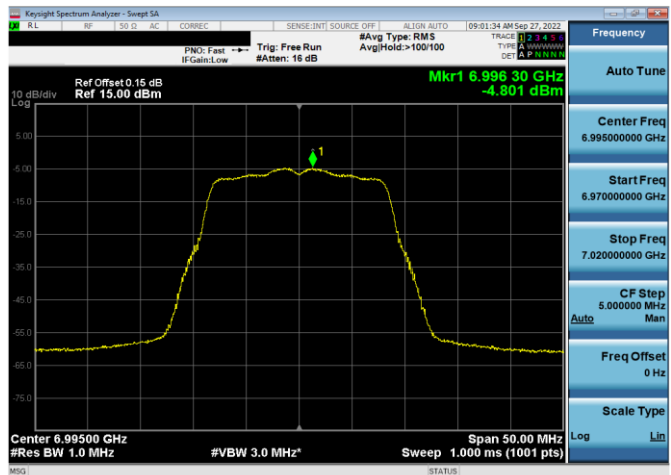
Plot 7-153. Power Spectral Density Plot Antenna WF5t (40MHz 802.11ax (UNII Band 7) – Ch. 155, MCS4)



Plot 7-155. Power Spectral Density Plot Antenna WF5t (160MHz 802.11ax (UNII Band 7) – Ch. 143, MCS4)



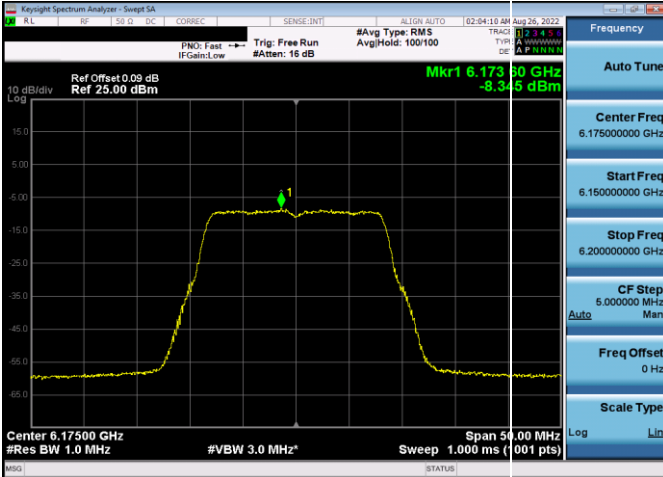
Plot 7-154. Power Spectral Density Plot Antenna WF5t (80MHz 802.11ax (UNII Band 7) – Ch. 151, MCS4)



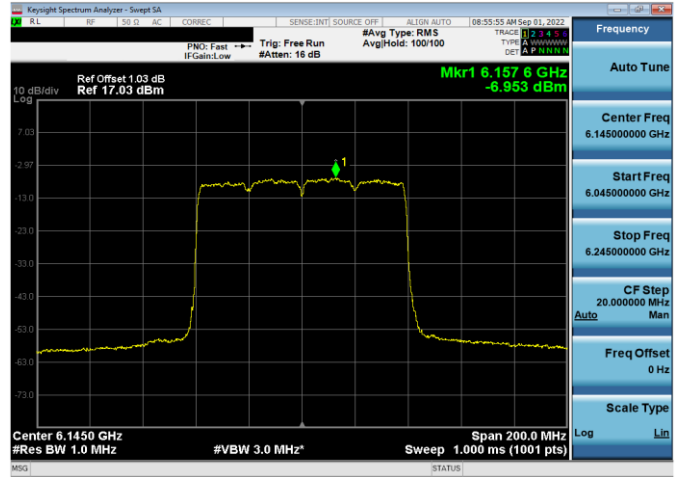
Plot 7-156. Power Spectral Density Plot Antenna WF5t (20MHz 802.11a (UNII Band 8) – Ch. 209, 24Mbps)

FCC ID: BCGA2759 IC: 579C-A2759		MEASUREMENT REPORT (CERTIFICATION)	Approved by: Technical Manager
Test Report S/N: 1C2205090024-11-R2.BCG	Test Dates: 05/27/2022 - 9/26/2022	EUT Type: Tablet Device	Page 74 of 280

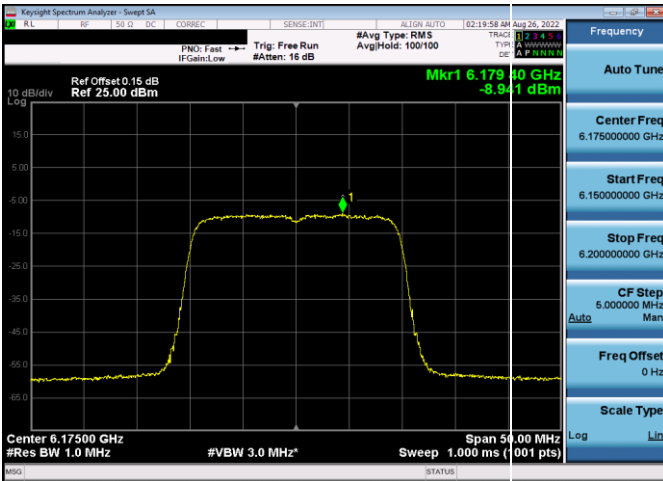
High Data Rate



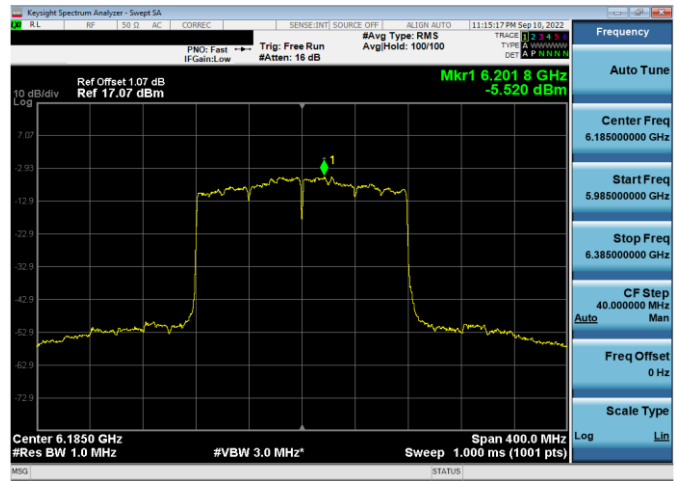
Plot 7-157. Power Spectral Density Plot Antenna WF5t (20MHz 802.11a (UNII Band 5) – Ch. 45, 54Mbps)



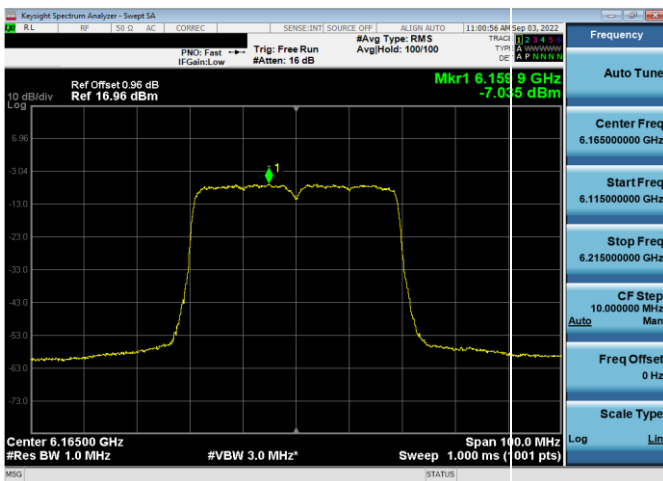
Plot 7-160. Power Spectral Density Plot Antenna WF5t (80MHz 802.11ax (UNII Band 5) – Ch. 39, MCS11)



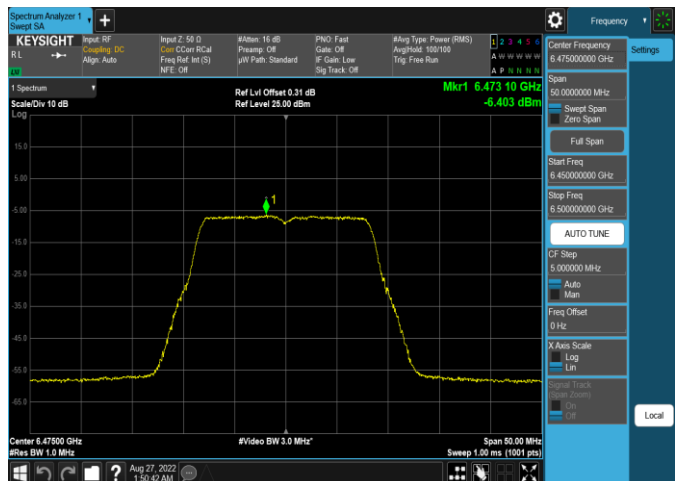
Plot 7-158. Power Spectral Density Plot Antenna WF5t (20MHz 802.11ax (UNII Band 5) – Ch. 45, MCS11)



Plot 7-161. Power Spectral Density Plot Antenna WF5t (160MHz 802.11ax (UNII Band 5) – Ch. 47, MCS11)

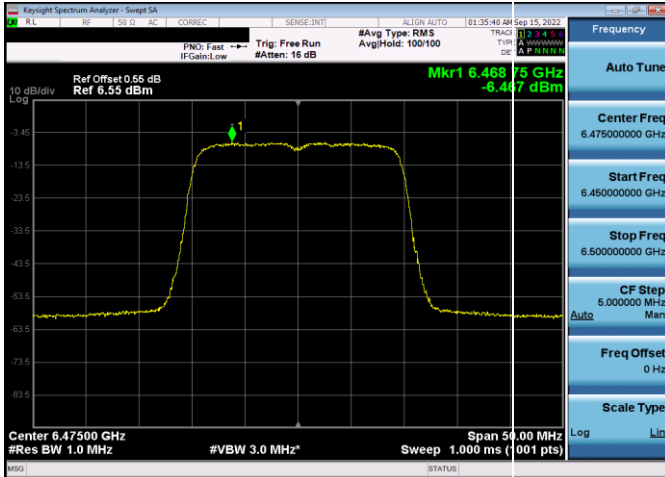


Plot 7-159. Power Spectral Density Plot Antenna WF5t (40MHz 802.11ax (UNII Band 5) – Ch. 43, MCS11)

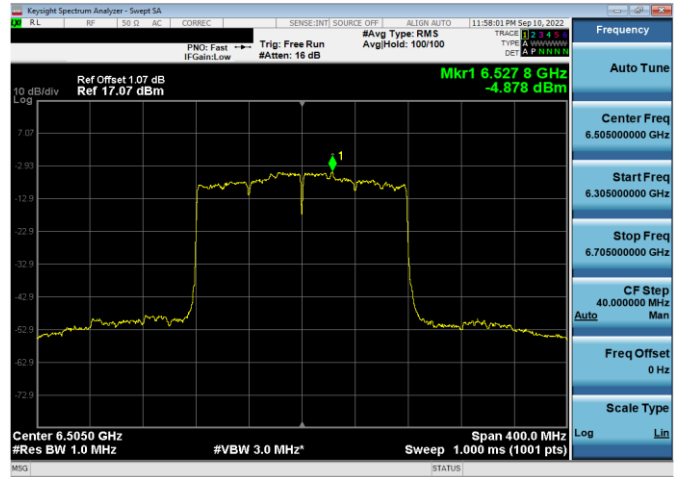


Plot 7-162. Power Spectral Density Plot Antenna WF5t (20MHz 802.11a (UNII Band 6) – Ch. 105, 54Mbps)

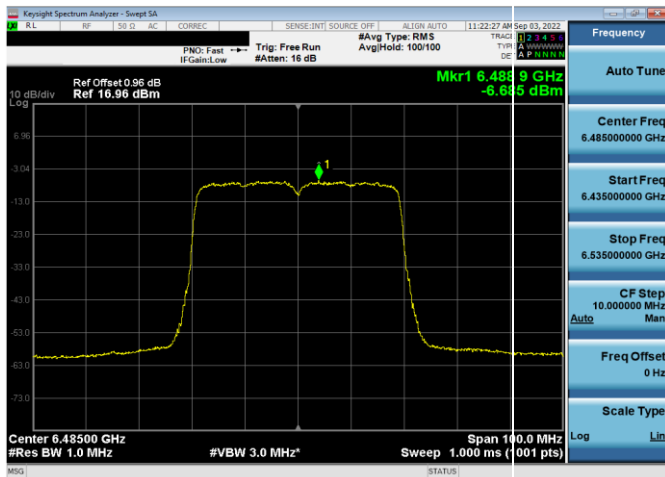
FCC ID: BCGA2759 IC: 579C-A2759		MEASUREMENT REPORT (CERTIFICATION)	Approved by: Technical Manager
Test Report S/N: 1C2205090024-11-R2.BCG	Test Dates: 05/27/2022 - 9/26/2022	EUT Type: Tablet Device	Page 75 of 280



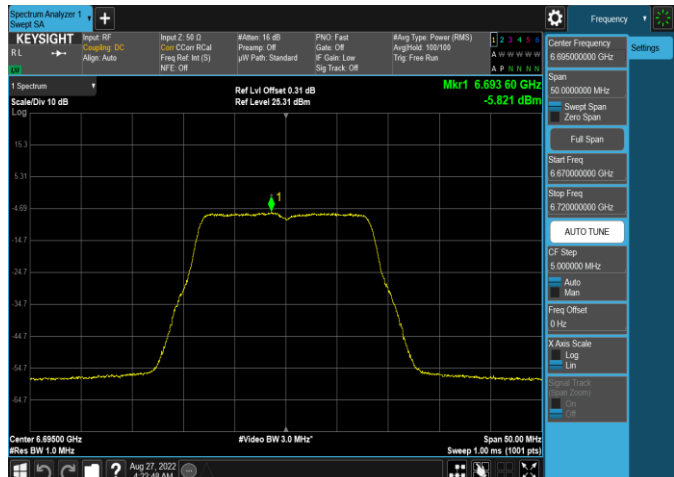
Plot 7-163. Power Spectral Density Plot Antenna WF5t (20MHz 802.11ax (UNII Band 6) – Ch. 105, MCS11)



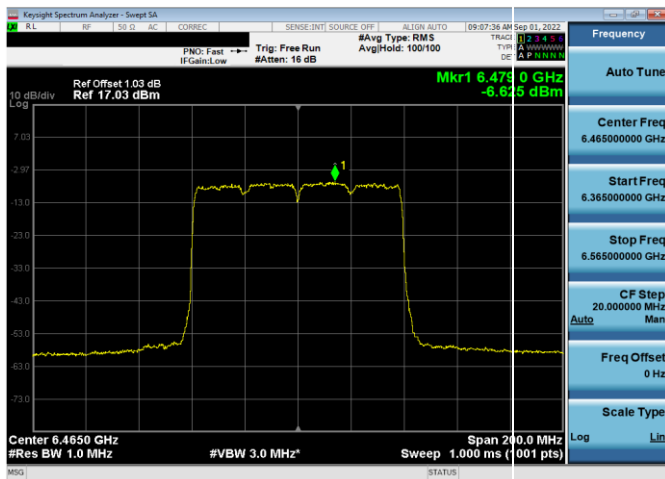
Plot 7-166. Power Spectral Density Plot Antenna WF5t (160MHz 802.11ax (UNII Band 6) – Ch. 111, MCS11)



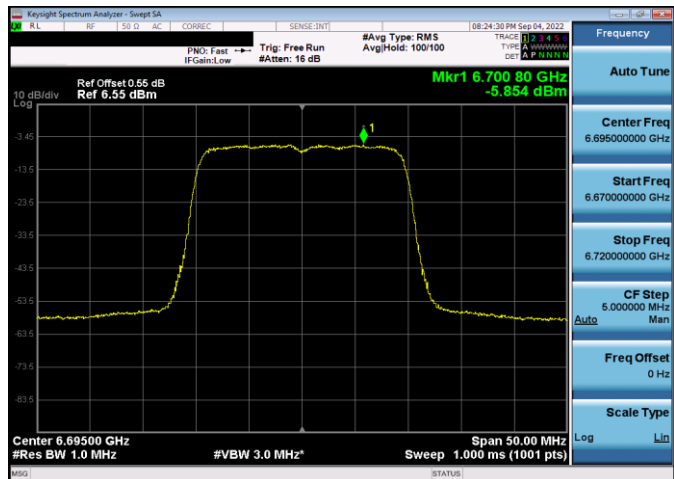
Plot 7-164. Power Spectral Density Plot Antenna WF5t (40MHz 802.11ax (UNII Band 6) – Ch. 107, MCS11)



Plot 7-167. Power Spectral Density Plot Antenna WF5t (20MHz 802.11a (UNII Band 7) – Ch. 149, 54Mbps)

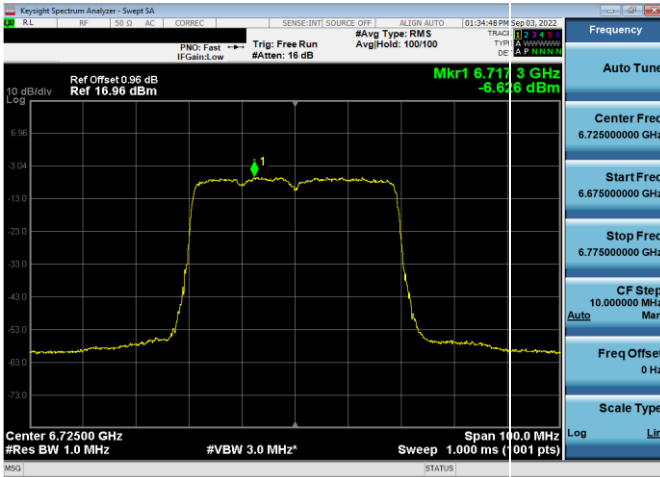


Plot 7-165. Power Spectral Density Plot Antenna WF5t (80MHz 802.11ax (UNII Band 6) – Ch. 103, MCS11)

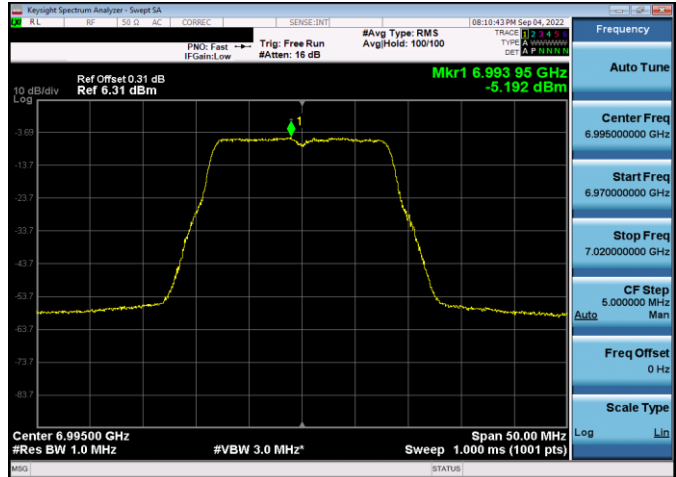


Plot 7-168. Power Spectral Density Plot Antenna WF5t (20MHz 802.11ax (UNII Band 7) – Ch. 149, MCS11)

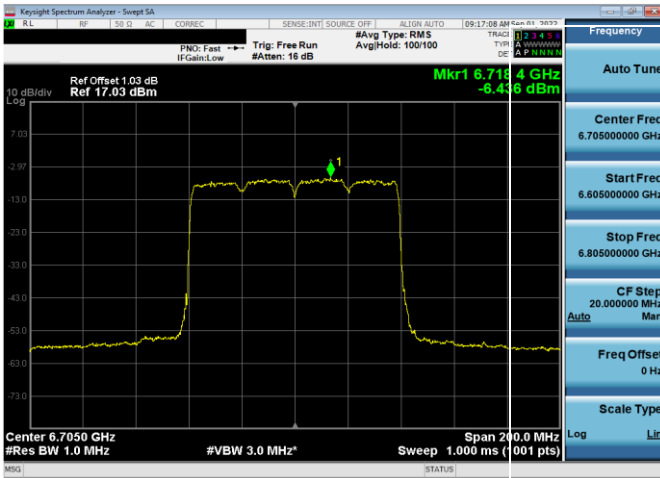
FCC ID: BCGA2759 IC: 579C-A2759		MEASUREMENT REPORT (CERTIFICATION)	Approved by: Technical Manager
Test Report S/N: 1C2205090024-11-R2.BCG	Test Dates: 05/27/2022 - 9/26/2022	EUT Type: Tablet Device	Page 76 of 280



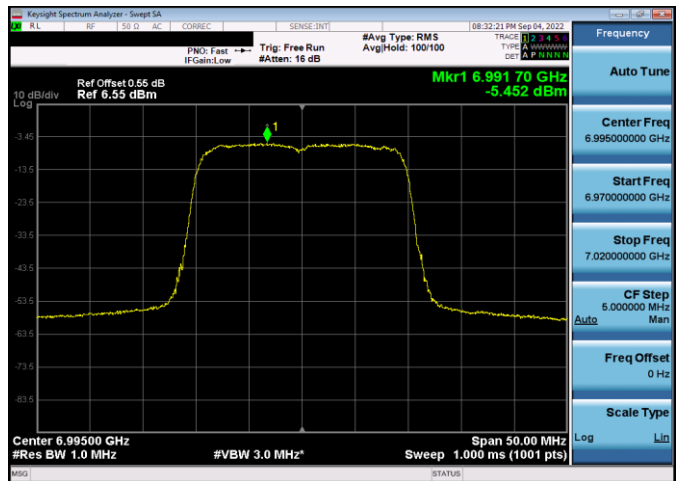
Plot 7-169. Power Spectral Density Plot Antenna WF5t (40MHz 802.11ax (UNII Band 7) - Ch. 155, MCS11)



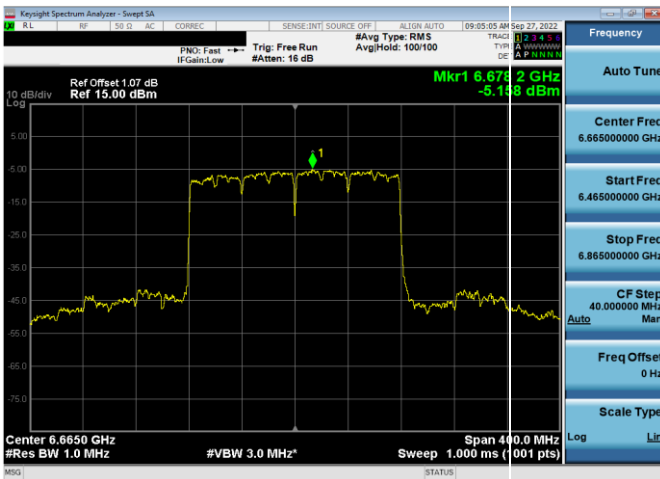
Plot 7-172. Power Spectral Density Plot Antenna WF5t (20MHz 802.11a (UNII Band 8) - Ch. 209, 54Mbps)



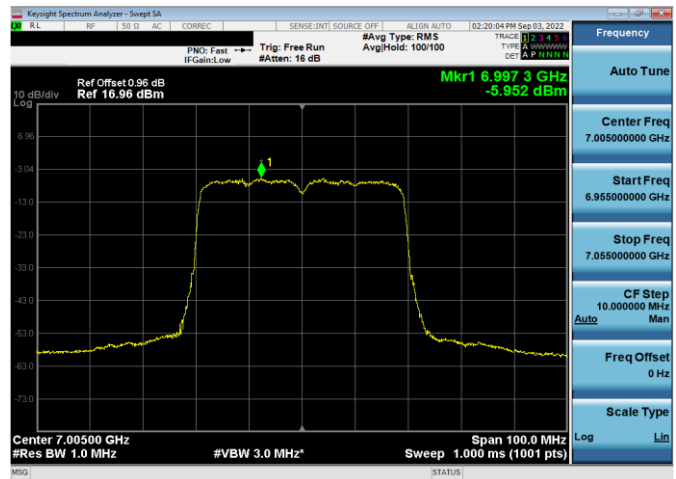
Plot 7-170. Power Spectral Density Plot Antenna WF5t (80MHz 802.11ax (UNII Band 7) - Ch. 151, MCS11)



Plot 7-173. Power Spectral Density Plot Antenna WF5t (20MHz 802.11ax (UNII Band 8) - Ch. 209, MCS11)

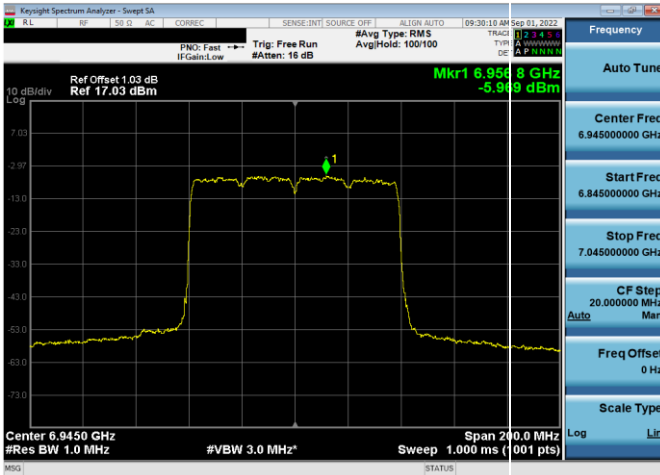


Plot 7-171. Power Spectral Density Plot Antenna WF5t (160MHz 802.11ax (UNII Band 7) - Ch. 143, MCS11)

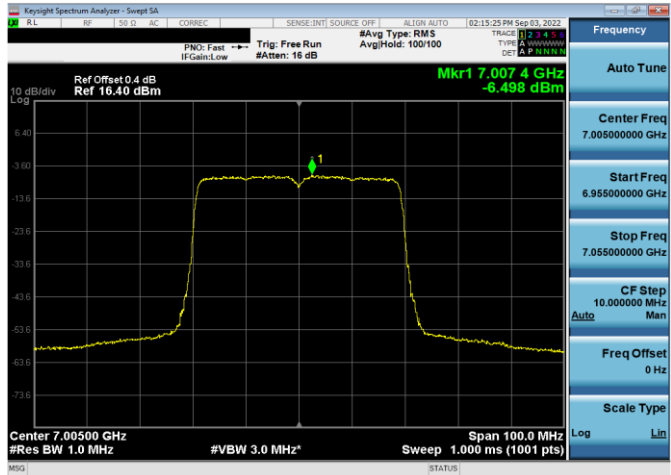


Plot 7-174. Power Spectral Density Plot Antenna WF5t (40MHz 802.11ax (UNII Band 8) - Ch. 211, MCS11)

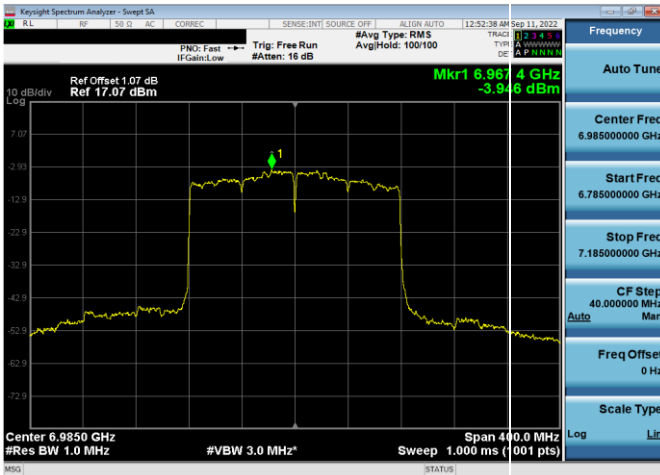
FCC ID: BCGA2759 IC: 579C-A2759		MEASUREMENT REPORT (CERTIFICATION)	Approved by: Technical Manager
Test Report S/N: 1C2205090024-11-R2.BCG	Test Dates: 05/27/2022 - 9/26/2022	EUT Type: Tablet Device	Page 77 of 280



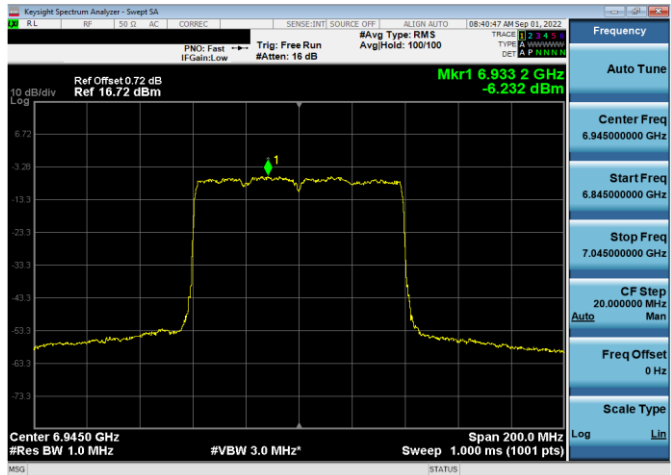
Plot 7-175. Power Spectral Density Plot Antenna WF5t (80MHz 802.11ax (UNII Band 8) – Ch. 199, MCS11)



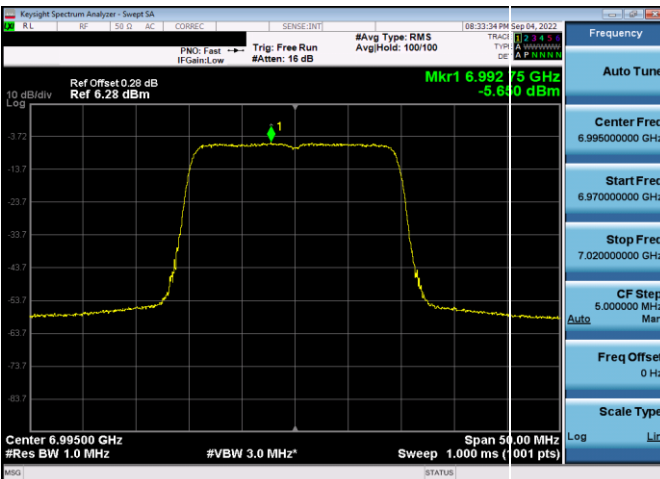
Plot 7-178. Power Spectral Density Plot Antenna WF5t (40MHz 802.11ax (UNII Band 8) – Ch. 211, MCS11)



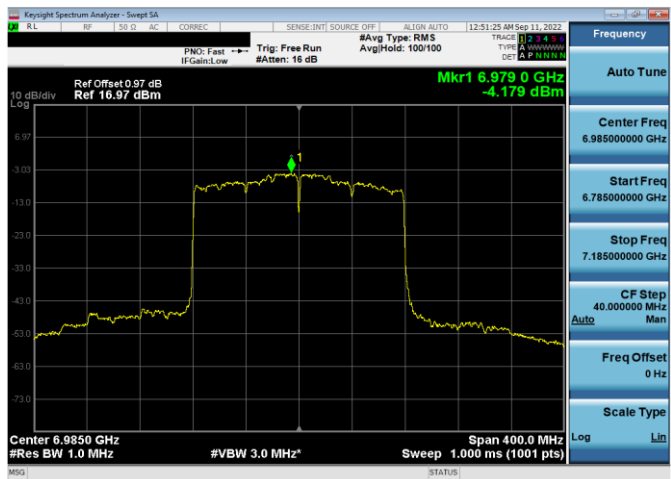
Plot 7-176. Power Spectral Density Plot Antenna WF5t (160MHz 802.11ax (UNII Band 8) – Ch. 207, MCS11)



Plot 7-179. Power Spectral Density Plot Antenna WF5t (80MHz 802.11ax (UNII Band 8) – Ch. 199, MCS11)



Plot 7-177. Power Spectral Density Plot Antenna WF5t (20MHz 802.11ax (UNII Band 8) – Ch. 209, MCS11)



Plot 7-180. Power Spectral Density Plot Antenna WF5t (160MHz 802.11ax (UNII Band 8) – Ch. 207, MCS11)

FCC ID: BCGA2759 IC: 579C-A2759		MEASUREMENT REPORT (CERTIFICATION)	Approved by: Technical Manager
Test Report S/N: 1C2205090024-11-R2.BCG	Test Dates: 05/27/2022 - 9/26/2022	EUT Type: Tablet Device	Page 78 of 280

7.4.2 Antenna WF5b Power Spectral Density Measurements

	Frequency [MHz]	Channel No.	802.11 Mode	Data Rate [MHz]	Measured Power Density [dBm/MHz]	Antenna Gain [dBi]	e.i.r.p Density [dBm/MHz]	Max EIRP Density [dBm/MHz]	Margin [dB]
Band 5	5955	1	a	12	-6.35	3.60	-2.75	-1	-1.75
	6175	45	a	12	-7.44	3.60	-3.84	-1	-2.84
	6415	93	a	12	-5.51	3.50	-2.01	-1	-1.01
	5955	1	ax (20MHz)	24/25.8 (MCS2)	-7.66	3.60	-4.06	-1	-3.06
	6175	45	ax (20MHz)	24/25.8 (MCS2)	-8.82	3.60	-5.22	-1	-4.22
	6415	93	ax (20MHz)	24/25.8 (MCS2)	-6.92	3.50	-3.42	-1	-2.42
	5965	3	ax (40MHz)	49/51.6 (MCS2)	-7.88	3.60	-4.28	-1	-3.28
	6165	43	ax (40MHz)	49/51.6 (MCS2)	-7.17	3.60	-3.57	-1	-2.57
	6405	91	ax (40MHz)	49/51.6 (MCS2)	-7.32	3.80	-3.52	-1	-2.52
	5985	7	ax (80MHz)	102/108.1 (MCS2)	-7.83	3.60	-4.23	-1	-3.23
	6145	39	ax (80MHz)	102/108.1 (MCS2)	-7.16	3.60	-3.56	-1	-2.56
	6385	87	ax (80MHz)	102/108.1 (MCS2)	-7.76	3.80	-3.96	-1	-2.96
	6025	15	ax (160MHz)	183.8/216.2 (MCS2)	-6.14	3.90	-2.24	-1	-1.24
	6185	47	ax (160MHz)	183.8/216.2 (MCS2)	-5.82	3.60	-2.22	-1	-1.22
6345	79	ax (160MHz)	183.8/216.2 (MCS2)	-5.67	3.80	-1.87	-1	-0.87	
Band 6	6435	97	a	12	-5.17	3.50	-1.67	-1	-0.67
	6475	105	a	12	-5.41	3.50	-1.91	-1	-0.91
	6515	113	a	12	-5.36	3.40	-1.96	-1	-0.96
	6435	97	ax (20MHz)	24/25.8 (MCS2)	-6.59	3.50	-3.09	-1	-2.09
	6475	105	ax (20MHz)	24/25.8 (MCS2)	-6.78	3.50	-3.28	-1	-2.28
	6515	113	ax (20MHz)	24/25.8 (MCS2)	-6.93	3.40	-3.53	-1	-2.53
	6445	99	ax (40MHz)	49/51.6 (MCS2)	-6.49	3.50	-2.99	-1	-1.99
	6485	107	ax (40MHz)	49/51.6 (MCS2)	-6.54	3.50	-3.04	-1	-2.04
	6525	115	ax (40MHz)	49/51.6 (MCS2)	-6.65	3.40	-3.25	-1	-2.25
	6465	103	ax (80MHz)	102/108.1 (MCS2)	-7.11	3.50	-3.61	-1	-2.61
	6505	111	ax (160MHz)	183.8/216.2 (MCS2)	-5.19	3.40	-1.79	-1	-0.79
Band 7	6535	117	a	12	-5.36	3.40	-1.96	-1	-0.96
	6695	149	a	12	-4.97	3.20	-1.77	-1	-0.77
	6875	185	a	12	-5.04	2.10	-2.94	-1	-1.94
	6535	117	ax (20MHz)	24/25.8 (MCS2)	-6.58	3.40	-3.18	-1	-2.18
	6695	149	ax (20MHz)	24/25.8 (MCS2)	-6.28	3.20	-3.08	-1	-2.08
	6875	185	ax (20MHz)	24/25.8 (MCS2)	-6.13	2.10	-4.03	-1	-3.03
	6565	123	ax (40MHz)	49/51.6 (MCS2)	-6.97	3.40	-3.57	-1	-2.57
	6725	155	ax (40MHz)	49/51.6 (MCS2)	-6.88	2.80	-4.08	-1	-3.08
	6845	179	ax (40MHz)	49/51.6 (MCS2)	-7.00	2.10	-4.90	-1	-3.90
	6545	119	ax (80MHz)	102/108.1 (MCS2)	-6.90	3.40	-3.50	-1	-2.50
	6705	151	ax (80MHz)	102/108.1 (MCS2)	-6.81	3.20	-3.61	-1	-2.61
	6865	183	ax (80MHz)	102/108.1 (MCS2)	-5.78	2.10	-3.68	-1	-2.68
	6665	143	ax (160MHz)	183.8/216.2 (MCS2)	-4.93	3.20	-1.73	-1	-0.73
	6825	175	ax (160MHz)	183.8/216.2 (MCS2)	-5.63	2.10	-3.53	-1	-2.53
Band 8	6895	189	a	12	-6.27	2.10	-4.17	-1	-3.17
	6995	209	a	12	-4.67	1.50	-3.17	-1	-2.17
	7115	233	a	12	-4.56	1.60	-2.96	-1	-1.96
	6895	189	ax (20MHz)	24/25.8 (MCS2)	-5.49	2.10	-3.39	-1	-2.39
	6995	209	ax (20MHz)	24/25.8 (MCS2)	-5.88	1.50	-4.38	-1	-3.38
	7115	233	ax (20MHz)	24/25.8 (MCS2)	-6.11	1.60	-4.51	-1	-3.51
	6845	187	ax (40MHz)	49/51.6 (MCS2)	-7.11	2.10	-5.01	-1	-4.01
	7005	211	ax (40MHz)	49/51.6 (MCS2)	-6.25	1.50	-4.75	-1	-3.75
	7085	227	ax (40MHz)	49/51.6 (MCS2)	-6.44	1.60	-4.84	-1	-3.84
	6945	199	ax (80MHz)	102/108.1 (MCS2)	-6.09	1.50	-4.59	-1	-3.59
	7025	215	ax (80MHz)	102/108.1 (MCS2)	-6.04	1.60	-4.44	-1	-3.44
6985	207	ax (160MHz)	183.8/216.2 (MCS2)	-4.06	1.50	-2.56	-1	-1.56	

Table 7-47. Power Spectral Density Measurements Antenna WF5b (Low Data Rate)

FCC ID: BCGA2759 IC: 579C-A2759		MEASUREMENT REPORT (CERTIFICATION)	Approved by: Technical Manager
Test Report S/N: 1C2205090024-11-R2.BCG	Test Dates: 05/27/2022 - 9/26/2022	EUT Type: Tablet Device	Page 79 of 280

	Frequency [MHz]	Channel No.	802.11 Mode	Data Rate [MHz]	Measured Power Density [dBm/MHz]	Antenna Gain [dBi]	e.i.r.p Density [dBm/MHz]	Max EIRP Density [dBm/MHz]	Margin [dB]	
Band 5	5955	1	a	24	-6.19	3.60	-2.59	-1	-1.59	
	6175	45	a	24	-7.17	3.60	-3.57	-1	-2.57	
	6415	93	a	24	-5.25	3.50	-1.75	-1	-0.75	
	5955	1	ax (20MHz)	49/51.6 (MCS4)	-7.59	3.60	-3.99	-1	-2.99	
	6175	45	ax (20MHz)	49/51.6 (MCS4)	-8.72	3.60	-5.12	-1	-4.12	
	6415	93	ax (20MHz)	49/51.6 (MCS4)	-6.71	3.50	-3.21	-1	-2.21	
	5965	3	ax (40MHz)	98/103.2 (MCS4)	-7.29	3.60	-3.69	-1	-2.69	
	6165	43	ax (40MHz)	98/103.2 (MCS4)	-7.04	3.60	-3.44	-1	-2.44	
	6405	91	ax (40MHz)	98/103.2 (MCS4)	-6.95	3.80	-3.15	-1	-2.15	
	5985	7	ax (80MHz)	204/216.2 (MCS4)	-7.51	3.60	-3.91	-1	-2.91	
	6145	39	ax (80MHz)	204/216.2 (MCS4)	-6.71	3.60	-3.11	-1	-2.11	
	6385	87	ax (80MHz)	204/216.2 (MCS4)	-7.31	3.80	-3.51	-1	-2.51	
	6025	15	ax (160MHz)	367.5/432.4 (MCS4)	-5.86	3.90	-1.96	-1	-0.96	
6185	47	ax (160MHz)	367.5/432.4 (MCS4)	-5.96	3.60	-2.36	-1	-1.36		
6345	79	ax (160MHz)	367.5/432.4 (MCS4)	-5.65	3.80	-1.85	-1	-0.85		
Band 6	6435	97	a	24	-4.95	3.50	-1.45	-1	-0.45	
	6475	105	a	24	-5.18	3.50	-1.68	-1	-0.68	
	6515	113	a	24	-5.19	3.40	-1.79	-1	-0.79	
	6435	97	ax (20MHz)	49/51.6 (MCS4)	-6.45	3.50	-2.95	-1	-1.95	
	6475	105	ax (20MHz)	49/51.6 (MCS4)	-6.61	3.50	-3.11	-1	-2.11	
	6515	113	ax (20MHz)	49/51.6 (MCS4)	-6.65	3.40	-3.25	-1	-2.25	
	6445	99	ax (40MHz)	98/103.2 (MCS4)	-6.58	3.50	-3.08	-1	-2.08	
	6485	107	ax (40MHz)	98/103.2 (MCS4)	-6.53	3.50	-3.03	-1	-2.03	
	6525	115	ax (40MHz)	98/103.2 (MCS4)	-6.52	3.40	-3.12	-1	-2.12	
	6465	103	ax (80MHz)	204/216.2 (MCS4)	-6.88	3.50	-3.38	-1	-2.38	
	6505	111	ax (160MHz)	367.5/432.4 (MCS4)	-5.49	3.40	-2.09	-1	-1.09	
	Band 7	6535	117	a	24	-4.90	3.40	-1.50	-1	-0.50
		6695	149	a	24	-4.97	3.20	-1.77	-1	-0.77
6875		185	a	24	-4.70	2.10	-2.60	-1	-1.60	
6535		117	ax (20MHz)	49/51.6 (MCS4)	-6.43	3.40	-3.03	-1	-2.03	
6695		149	ax (20MHz)	49/51.6 (MCS4)	-6.07	3.20	-2.87	-1	-1.87	
6875		185	ax (20MHz)	49/51.6 (MCS4)	-6.02	2.10	-3.92	-1	-2.92	
6565		123	ax (40MHz)	98/103.2 (MCS4)	-6.81	3.40	-3.41	-1	-2.41	
6725		155	ax (40MHz)	98/103.2 (MCS4)	-6.48	2.80	-3.68	-1	-2.68	
6845		179	ax (40MHz)	98/103.2 (MCS4)	-6.65	2.10	-4.55	-1	-3.55	
6545		119	ax (80MHz)	204/216.2 (MCS4)	-6.62	3.40	-3.22	-1	-2.22	
6705		151	ax (80MHz)	204/216.2 (MCS4)	-6.74	3.20	-3.54	-1	-2.54	
6865		183	ax (80MHz)	204/216.2 (MCS4)	-6.68	2.10	-4.58	-1	-3.58	
6665		143	ax (160MHz)	367.5/432.4 (MCS4)	-4.93	3.20	-1.73	-1	-0.73	
6825	175	ax (160MHz)	367.5/432.4 (MCS4)	-5.35	2.10	-3.25	-1	-2.25		
Band 8	6895	189	a	24	-5.52	2.10	-3.42	-1	-2.42	
	6995	209	a	24	-4.16	1.50	-2.66	-1	-1.66	
	7115	233	a	24	-4.86	1.60	-3.26	-1	-2.26	
	6895	189	ax (20MHz)	49/51.6 (MCS4)	-5.16	2.10	-3.06	-1	-2.06	
	6995	209	ax (20MHz)	49/51.6 (MCS4)	-5.76	1.50	-4.26	-1	-3.26	
	7115	233	ax (20MHz)	49/51.6 (MCS4)	-6.27	1.60	-4.67	-1	-3.67	
	6845	187	ax (40MHz)	98/103.2 (MCS4)	-6.57	2.10	-4.47	-1	-3.47	
	7005	211	ax (40MHz)	98/103.2 (MCS4)	-5.81	1.50	-4.31	-1	-3.31	
	7085	227	ax (40MHz)	98/103.2 (MCS4)	-5.99	1.60	-4.39	-1	-3.39	
	6945	199	ax (80MHz)	204/216.2 (MCS4)	-5.50	1.50	-4.00	-1	-3.00	
	7025	215	ax (80MHz)	204/216.2 (MCS4)	-5.72	1.60	-4.12	-1	-3.12	
	6985	207	ax (160MHz)	367.5/432.4 (MCS4)	-4.04	1.50	-2.54	-1	-1.54	

Table 7-48. Power Spectral Density Measurements Antenna WF5b (Mid Data Rate)

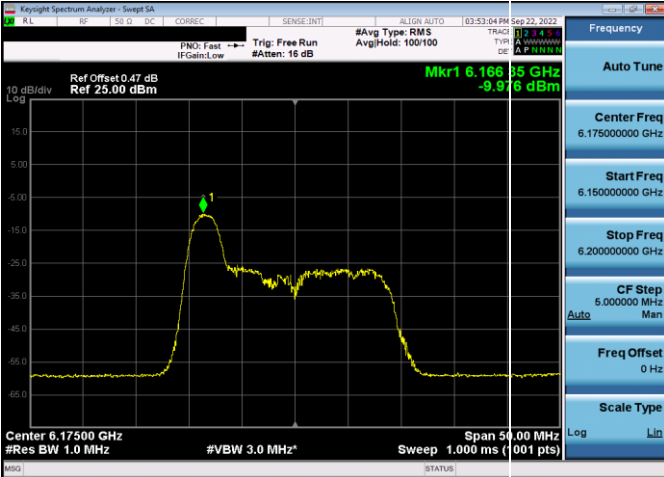
FCC ID: BCGA2759 IC: 579C-A2759		MEASUREMENT REPORT (CERTIFICATION)	Approved by: Technical Manager
Test Report S/N: 1C2205090024-11-R2.BCG	Test Dates: 05/27/2022 - 9/26/2022	EUT Type: Tablet Device	Page 80 of 280

	Frequency [MHz]	Channel No.	802.11 Mode	Data Rate [MHz]	Measured Power Density [dBm/MHz]	Antenna Gain [dBi]	e.i.r.p Density [dBm/MHz]	Max EIRP Density [dBm/MHz]	Margin [dB]
Band 5	5955	1	a	54	-7.29	3.60	-3.69	-1	-2.69
	6175	45	a	54	-8.43	3.60	-4.83	-1	-3.83
	6415	93	a	54	-6.18	3.50	-2.68	-1	-1.68
	5955	1	ax (20MHz)	135/143.4 (MCS11)	-7.57	3.60	-3.97	-1	-2.97
	6175	45	ax (20MHz)	135/143.4 (MCS11)	-8.54	3.60	-4.94	-1	-3.94
	6415	93	ax (20MHz)	135/143.4 (MCS11)	-6.52	3.50	-3.02	-1	-2.02
	5965	3	ax (40MHz)	271/286.8 (MCS11)	-7.31	3.60	-3.71	-1	-2.71
	6165	43	ax (40MHz)	271/286.8 (MCS11)	-7.00	3.60	-3.40	-1	-2.40
	6405	91	ax (40MHz)	271/286.8 (MCS11)	-6.22	3.80	-2.42	-1	-1.42
	5985	7	ax (80MHz)	567/600.5 (MCS11)	-7.22	3.60	-3.62	-1	-2.62
	6145	39	ax (80MHz)	567/600.5 (MCS11)	-6.49	3.60	-2.89	-1	-1.89
	6385	87	ax (80MHz)	567/600.5 (MCS11)	-7.12	3.80	-3.32	-1	-2.32
	6025	15	ax (160MHz)	1020.8/1201 (MCS11)	-5.80	3.90	-1.90	-1	-0.90
6185	47	ax (160MHz)	1020.8/1201 (MCS11)	-5.67	3.60	-2.07	-1	-1.07	
6345	79	ax (160MHz)	1020.8/1201 (MCS11)	-5.50	3.80	-1.70	-1	-0.70	
Band 6	6435	97	a	54	-5.98	3.50	-2.48	-1	-1.48
	6475	105	a	54	-6.21	3.50	-2.71	-1	-1.71
	6515	113	a	54	-6.46	3.40	-3.06	-1	-2.06
	6435	97	ax (20MHz)	135/143.4 (MCS11)	-6.31	3.50	-2.81	-1	-1.81
	6475	105	ax (20MHz)	135/143.4 (MCS11)	-6.60	3.50	-3.10	-1	-2.10
	6515	113	ax (20MHz)	135/143.4 (MCS11)	-6.28	3.40	-2.88	-1	-1.88
	6445	99	ax (40MHz)	271/286.8 (MCS11)	-5.37	3.50	-1.87	-1	-0.87
	6485	107	ax (40MHz)	271/286.8 (MCS11)	-5.87	3.50	-2.37	-1	-1.37
	6525	115	ax (40MHz)	271/286.8 (MCS11)	-6.10	3.40	-2.70	-1	-1.70
	6465	103	ax (80MHz)	567/600.5 (MCS11)	-6.39	3.50	-2.89	-1	-1.89
	6505	111	ax (160MHz)	1020.8/1201 (MCS11)	-5.28	3.40	-1.88	-1	-0.88
Band 7	6535	117	a	54	-6.03	3.40	-2.63	-1	-1.63
	6695	149	a	54	-5.51	3.20	-2.31	-1	-1.31
	6875	185	a	54	-5.95	2.10	-3.85	-1	-2.85
	6535	117	ax (20MHz)	135/143.4 (MCS11)	-6.57	3.40	-3.17	-1	-2.17
	6695	149	ax (20MHz)	135/143.4 (MCS11)	-6.01	3.20	-2.81	-1	-1.81
	6875	185	ax (20MHz)	135/143.4 (MCS11)	-5.98	2.10	-3.88	-1	-2.88
	6565	123	ax (40MHz)	271/286.8 (MCS11)	-6.70	3.40	-3.30	-1	-2.30
	6725	155	ax (40MHz)	271/286.8 (MCS11)	-6.48	2.80	-3.68	-1	-2.68
	6845	179	ax (40MHz)	271/286.8 (MCS11)	-6.57	2.10	-4.47	-1	-3.47
	6545	119	ax (80MHz)	567/600.5 (MCS11)	-6.11	3.40	-2.71	-1	-1.71
	6705	151	ax (80MHz)	567/600.5 (MCS11)	-6.44	3.20	-3.24	-1	-2.24
	6865	183	ax (80MHz)	567/600.5 (MCS11)	-6.23	2.10	-4.13	-1	-3.13
	6665	143	ax (160MHz)	1020.8/1201 (MCS11)	-5.65	3.20	-2.45	-1	-1.45
6825	175	ax (160MHz)	1020.8/1201 (MCS11)	-5.20	2.10	-3.10	-1	-2.10	
Band 8	6895	189	a	54	-4.99	2.10	-2.89	-1	-1.89
	6995	209	a	54	-5.29	1.50	-3.79	-1	-2.79
	7115	233	a	54	-6.81	1.60	-5.21	-1	-4.21
	6895	189	ax (20MHz)	135/143.4 (MCS11)	-5.33	2.10	-3.23	-1	-2.23
	6995	209	ax (20MHz)	135/143.4 (MCS11)	-5.77	1.50	-4.27	-1	-3.27
	7115	233	ax (20MHz)	135/143.4 (MCS11)	-6.92	1.60	-5.32	-1	-4.32
	6845	187	ax (40MHz)	271/286.8 (MCS11)	-6.64	2.10	-4.54	-1	-3.54
	7005	211	ax (40MHz)	271/286.8 (MCS11)	-5.66	1.50	-4.16	-1	-3.16
	7085	227	ax (40MHz)	271/286.8 (MCS11)	-6.00	1.60	-4.40	-1	-3.40
	6945	199	ax (80MHz)	567/600.5 (MCS11)	-5.36	1.50	-3.86	-1	-2.86
	7025	215	ax (80MHz)	567/600.5 (MCS11)	-5.81	1.60	-4.21	-1	-3.21
6985	207	ax (160MHz)	1020.8/1201 (MCS11)	-3.85	1.50	-2.35	-1	-1.35	

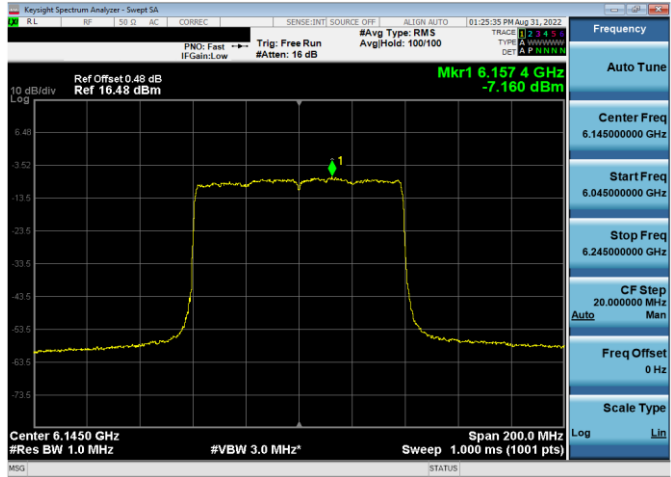
Table 7-49. Power Spectral Density Measurements Antenna WF5b (High Data Rate)

FCC ID: BCGA2759 IC: 579C-A2759		MEASUREMENT REPORT (CERTIFICATION)	Approved by: Technical Manager
Test Report S/N: 1C2205090024-11-R2.BCG	Test Dates: 05/27/2022 - 9/26/2022	EUT Type: Tablet Device	Page 81 of 280

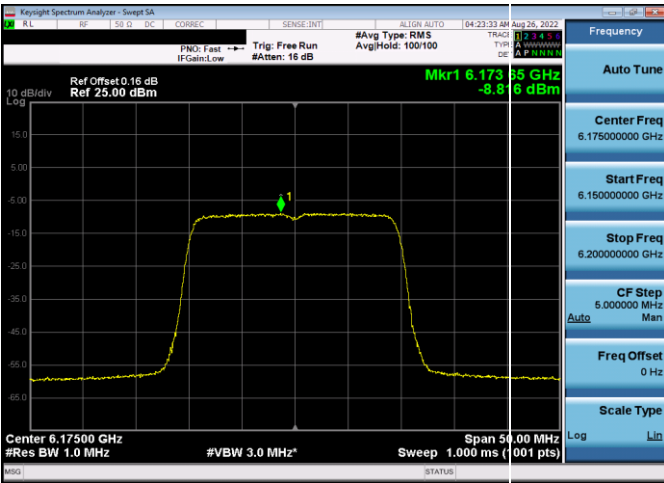
Low Data Rate



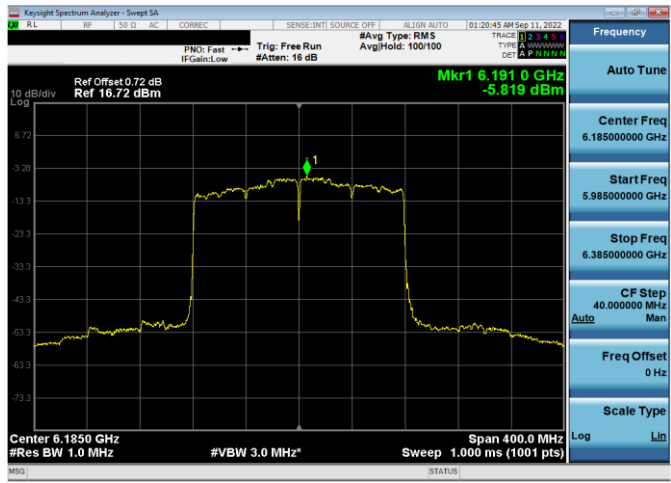
Plot 7-181. Power Spectral Density Plot Antenna WF5b (20MHz 802.11a (UNII Band 5) – Ch. 45, 12Mbps)



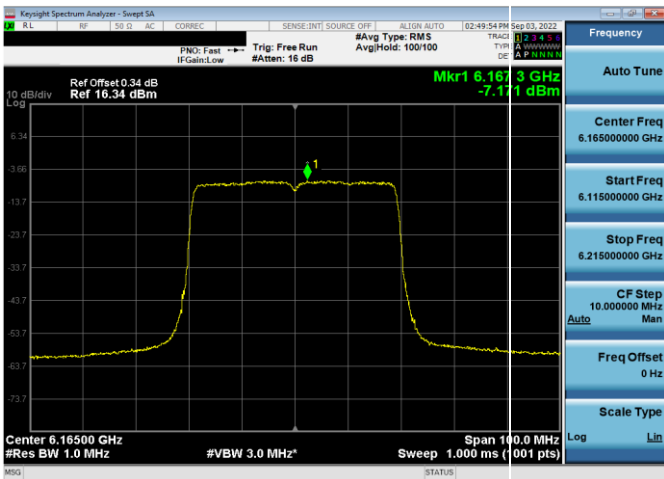
Plot 7-184. Power Spectral Density Plot Antenna WF5b (80MHz 802.11ax (UNII Band 5) – Ch. 39, MCS2)



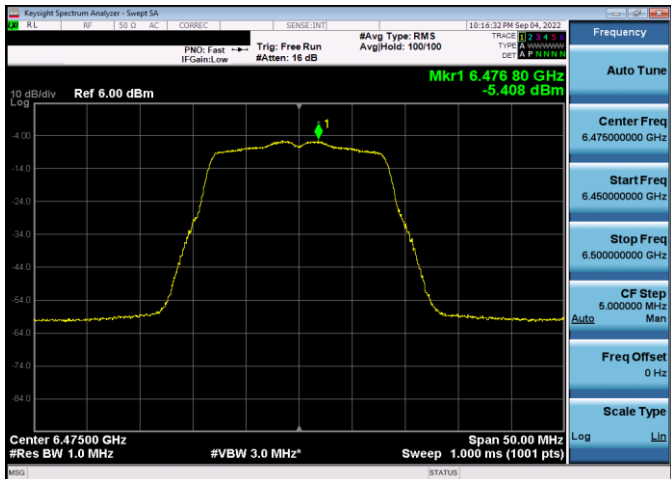
Plot 7-182. Power Spectral Density Plot Antenna WF5b (20MHz 802.11ax (UNII Band 5) – Ch. 45, MCS2)



Plot 7-185. Power Spectral Density Plot Antenna WF5b (160MHz 802.11ax (UNII Band 5) – Ch. 47, MCS2)



Plot 7-183. Power Spectral Density Plot Antenna WF5b (40MHz 802.11ax (UNII Band 5) – Ch. 43, MCS2)



Plot 7-186. Power Spectral Density Plot Antenna WF5b (20MHz 802.11a (UNII Band 6) – Ch. 105, 12Mbps)

FCC ID: BCGA2759 IC: 579C-A2759		MEASUREMENT REPORT (CERTIFICATION)	Approved by: Technical Manager
Test Report S/N: 1C2205090024-11-R2.BCG	Test Dates: 05/27/2022 - 9/26/2022	EUT Type: Tablet Device	Page 82 of 280