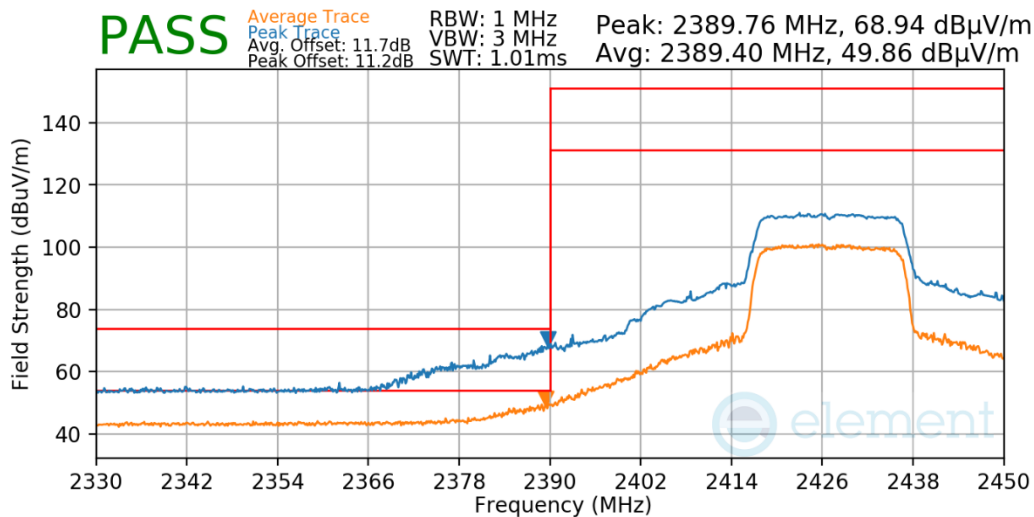
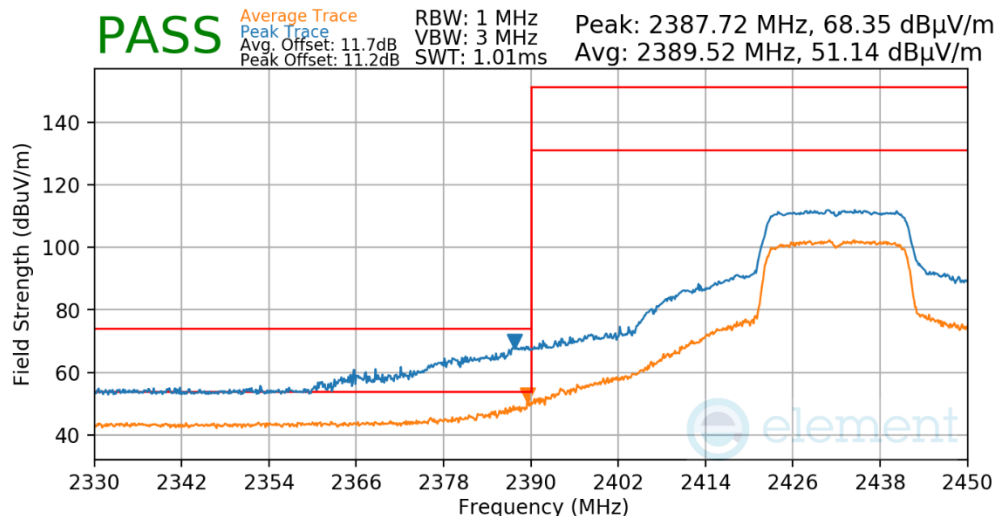


Worst Case Mode: 802.11ax OFDMA
 Worst Case Transfer Rate: MCS9
 RU Index: 61
 Distance of Measurements: 3 Meters
 Operating Frequency: 2427MHz
 Channel: 4



Plot 7-163. Radiated Restricted Lower Band Edge Measurement Antenna WF8 (Peak & Average – RU242)

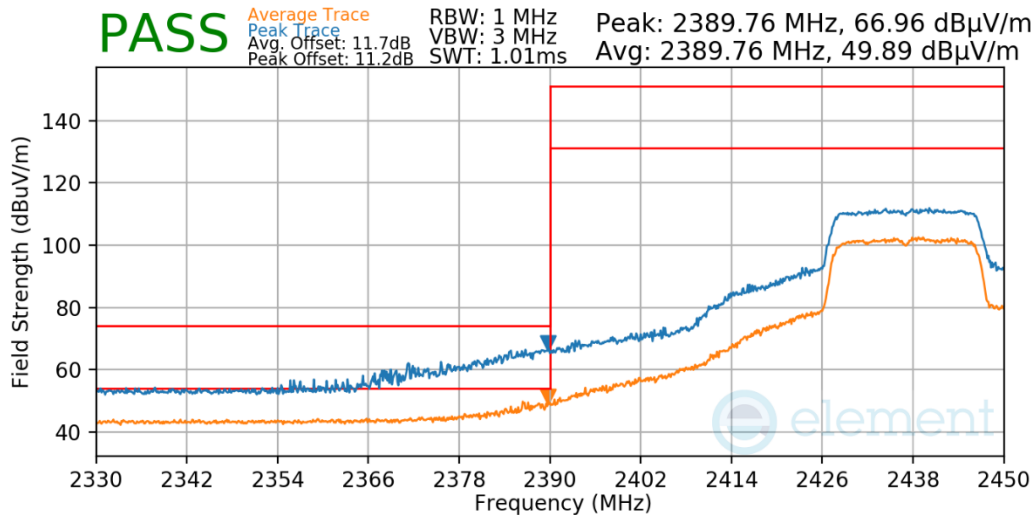
Worst Case Mode: 802.11ax OFDMA
 Worst Case Transfer Rate: MCS9
 RU Index: 61
 Distance of Measurements: 3 Meters
 Operating Frequency: 2432MHz
 Channel: 5



Plot 7-164. Radiated Restricted Lower Band Edge Measurement Antenna WF8 (Peak & Average – RU242)

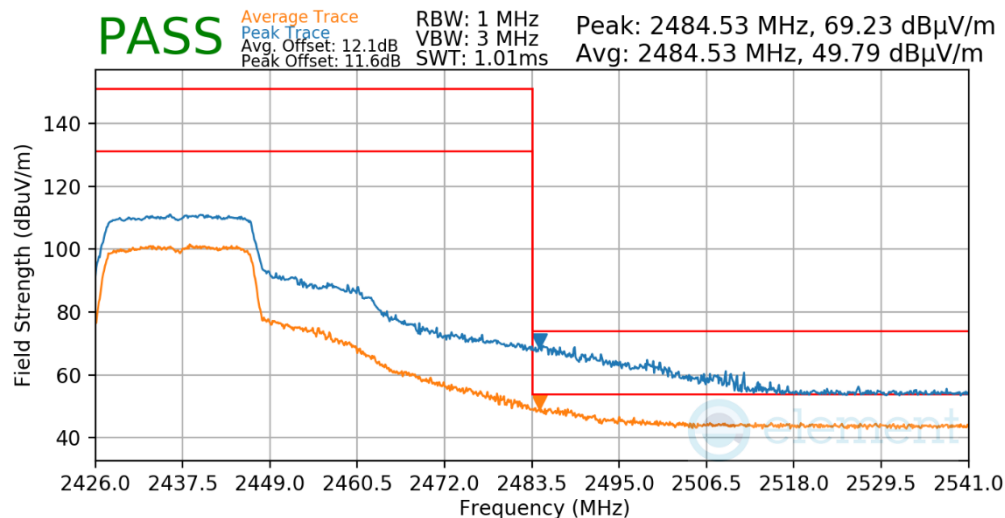
FCC ID: BCGA2759 IC: 579C-A2759		MEASUREMENT REPORT (CERTIFICATION)	Approved by: Technical Manager
Test Report S/N: 1C2205090024-02.BCG	Test Dates: 07/21/2022-9/12/2022	EUT Type: Tablet Device	Page 125 of 159

Worst Case Mode: 802.11ax OFDMA
 Worst Case Transfer Rate: MCS9
 RU Index: 61
 Distance of Measurements: 3 Meters
 Operating Frequency: 2437MHz
 Channel: 6 (low)



Plot 7-165. Radiated Restricted Lower Band Edge Measurement Antenna WF8 (Peak & Average – RU242)

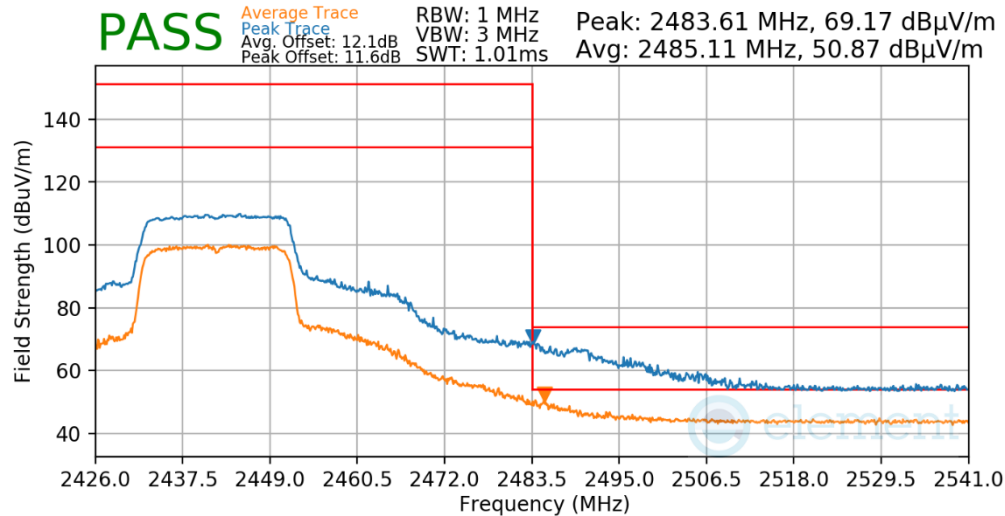
Worst Case Mode: 802.11ax OFDMA
 Worst Case Transfer Rate: MCS9
 RU Index: 61
 Distance of Measurements: 3 Meters
 Operating Frequency: 2437MHz
 Channel: 6 (high)



Plot 7-166. Radiated Restricted Upper Band Edge Measurement Antenna WF8 (Peak & Average – RU242)

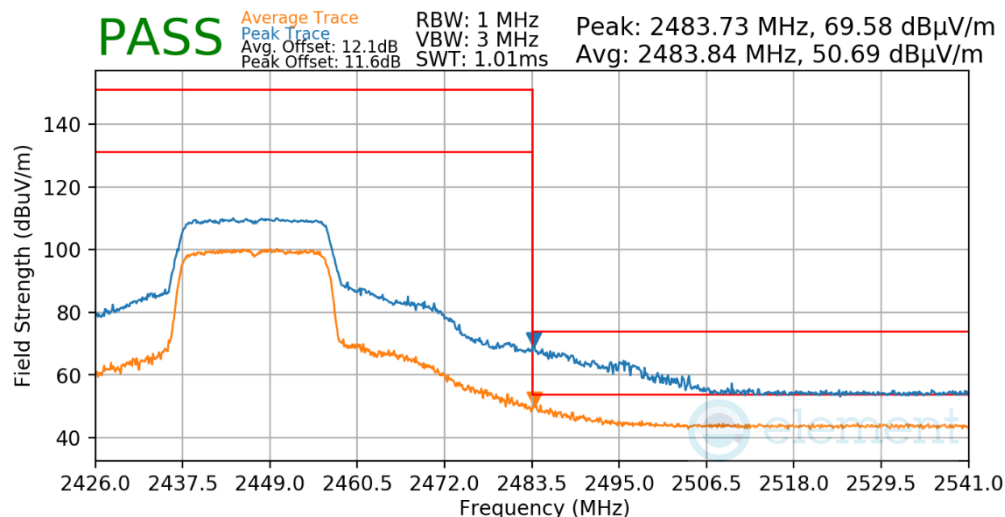
FCC ID: BCGA2759 IC: 579C-A2759		MEASUREMENT REPORT (CERTIFICATION)	Approved by: Technical Manager
Test Report S/N: 1C2205090024-02.BCG	Test Dates: 07/21/2022-9/12/2022	EUT Type: Tablet Device	Page 126 of 159

Worst Case Mode:	802.11ax OFDMA
Worst Case Transfer Rate:	MCS9
RU Index:	61
Distance of Measurements:	3 Meters
Operating Frequency:	2442MHz
Channel:	7



Plot 7-167. Radiated Restricted Upper Band Edge Measurement Antenna WF8 (Peak & Average – RU242)

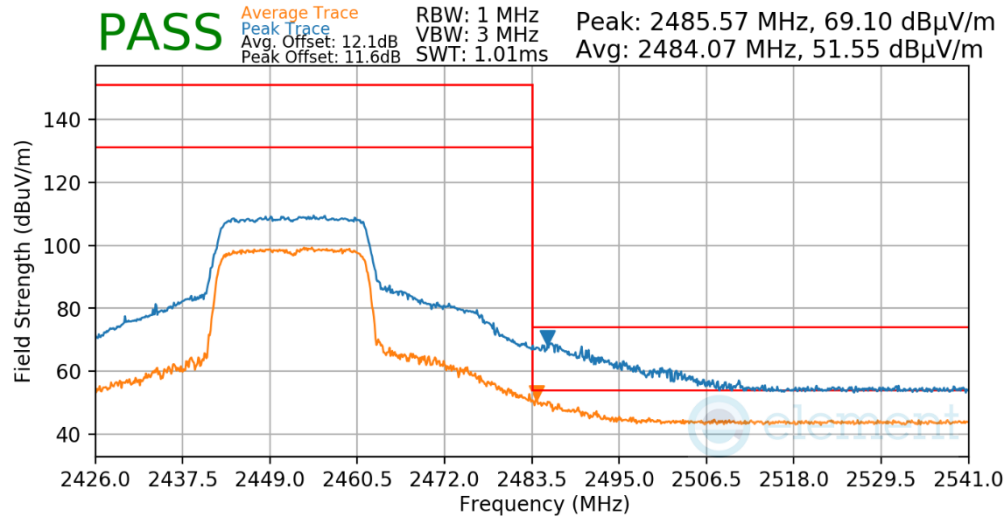
Worst Case Mode:	802.11ax OFDMA
Worst Case Transfer Rate:	MCS9
RU Index:	61
Distance of Measurements:	3 Meters
Operating Frequency:	2447MHz
Channel:	8



Plot 7-168. Radiated Restricted Upper Band Edge Measurement Antenna WF8 (Peak & Average – RU242)

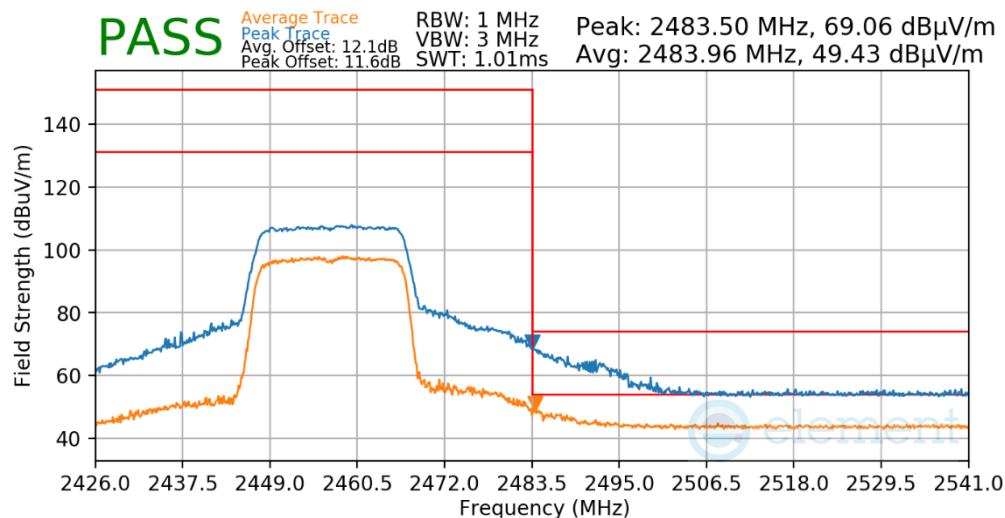
FCC ID: BCGA2759 IC: 579C-A2759		MEASUREMENT REPORT (CERTIFICATION)	Approved by: Technical Manager
Test Report S/N: 1C2205090024-02.BCG	Test Dates: 07/21/2022-9/12/2022	EUT Type: Tablet Device	Page 127 of 159

Worst Case Mode:	802.11ax OFDMA
Worst Case Transfer Rate:	MCS9
RU Index:	61
Distance of Measurements:	3 Meters
Operating Frequency:	2452MHz
Channel:	9



Plot 7-169. Radiated Restricted Upper Band Edge Measurement Antenna WF8 (Peak & Average – RU242)

Worst Case Mode:	802.11ax OFDMA
Worst Case Transfer Rate:	MCS9
RU Index:	61
Distance of Measurements:	3 Meters
Operating Frequency:	2457MHz
Channel:	10



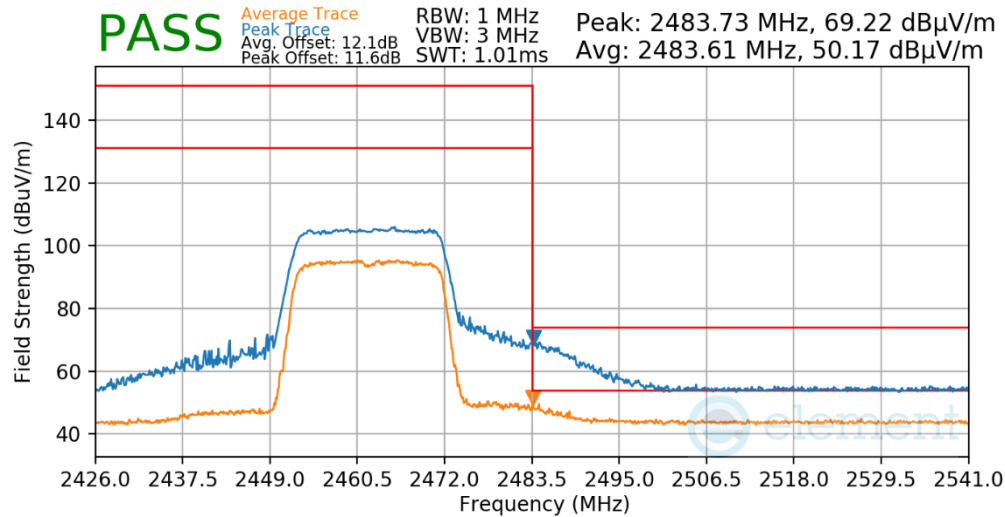
Plot 7-170. Radiated Restricted Upper Band Edge Measurement Antenna WF8 (Peak & Average – RU242)

FCC ID: BCGA2759 IC: 579C-A2759		MEASUREMENT REPORT (CERTIFICATION)	Approved by: Technical Manager
Test Report S/N: 1C2205090024-02.BCG	Test Dates: 07/21/2022-9/12/2022	EUT Type: Tablet Device	Page 128 of 159

V 10.5 12/15/2021

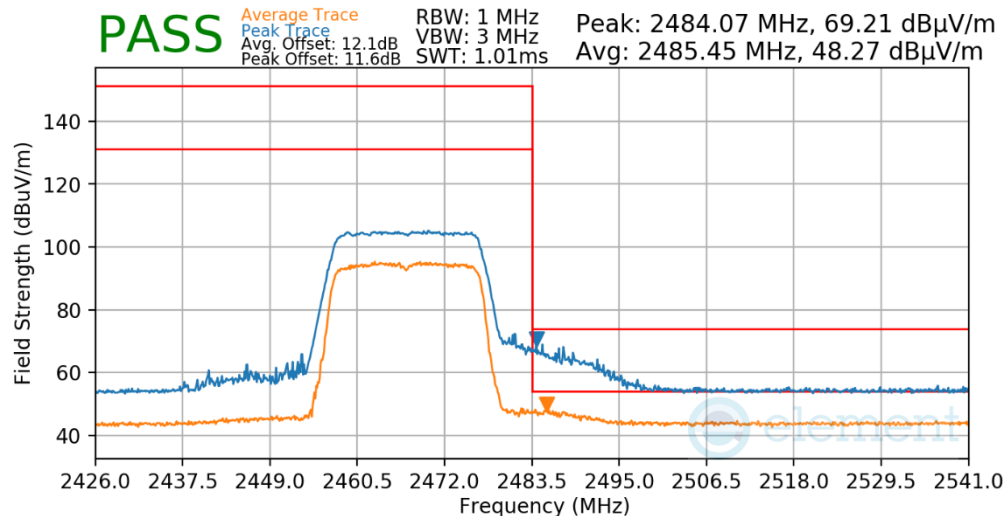
Unless otherwise specified, no part of this report may be reproduced or utilized in any part, form or by any means, electronic or mechanical, including photocopying and microfilm, without permission in writing from Element Washington DC LLC. If you have any questions about this or have an enquiry about obtaining additional rights to this report or assembly of contents thereof, please contact ct.info@element.com.

Worst Case Mode:	802.11ax OFDMA
Worst Case Transfer Rate:	MCS9
RU Index:	61
Distance of Measurements:	3 Meters
Operating Frequency:	2462MHz
Channel:	11



Plot 7-171. Radiated Restricted Upper Band Edge Measurement Antenna WF8 (Peak & Average – RU242)

Worst Case Mode:	802.11ax OFDMA
Worst Case Transfer Rate:	MCS9
RU Index:	61
Distance of Measurements:	3 Meters
Operating Frequency:	2467MHz
Channel:	12



Plot 7-172. Radiated Restricted Upper Band Edge Measurement Antenna WF8(Peak & Average – RU242)

FCC ID: BCGA2759 IC: 579C-A2759		MEASUREMENT REPORT (CERTIFICATION)	Approved by: Technical Manager
Test Report S/N: 1C2205090024-02.BCG	Test Dates: 07/21/2022-9/12/2022	EUT Type: Tablet Device	Page 129 of 159

V 10.5 12/15/2021

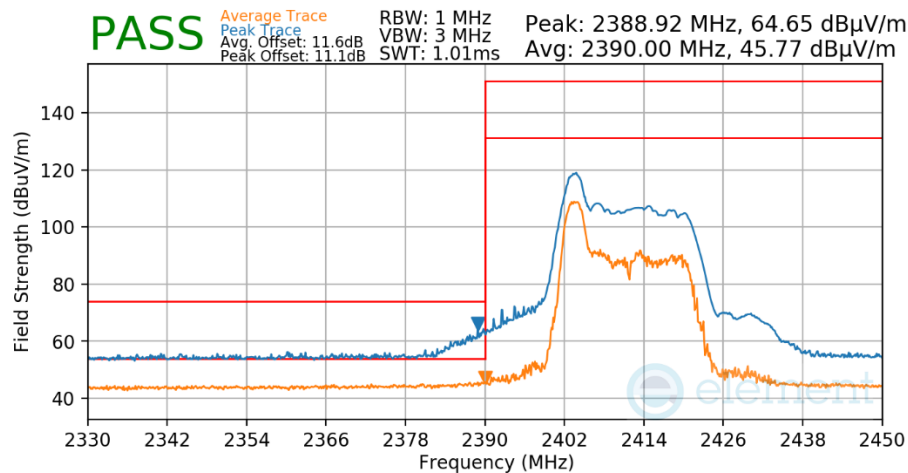
Unless otherwise specified, no part of this report may be reproduced or utilized in any part, form or by any means, electronic or mechanical, including photocopying and microfilm, without permission in writing from Element Washington DC LLC. If you have any questions about this or have an enquiry about obtaining additional rights to this report or assembly of contents thereof, please contact ct.info@element.com.

7.7.5 Antenna WF7 Radiated Restricted Band Edge Measurements

§15.205 §15.209; RSS-Gen [8.9]

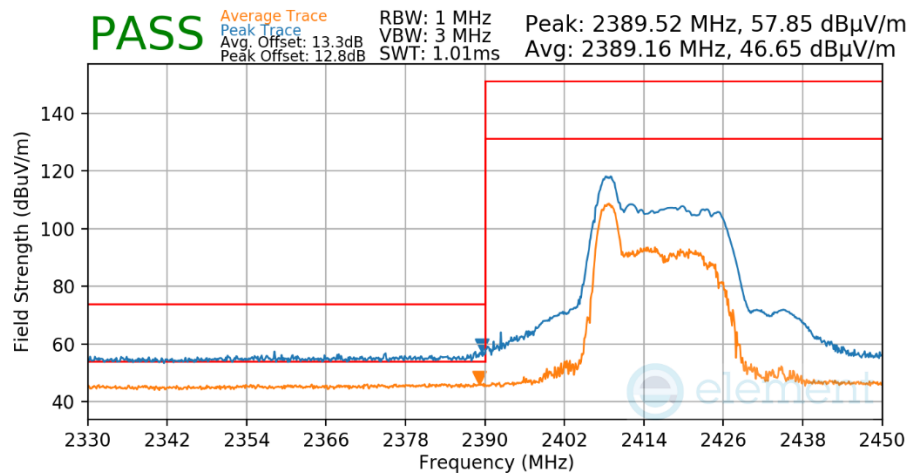
The radiated restricted band edge measurements are measured with an EMI test receiver connected to the receive antenna while the EUT is transmitting.

Worst Case Mode:	802.11ax OFDMA
Worst Case Transfer Rate:	MCS9
RU Index:	0
Distance of Measurements:	3 Meters
Operating Frequency:	2412MHz
Channel:	1



Plot 7-173. Radiated Restricted Lower Band Edge Measurement Antenna WF7 (Peak & Average – RU26)

Worst Case Mode:	802.11ax OFDMA
Worst Case Transfer Rate:	MCS9
RU Index:	0
Distance of Measurements:	3 Meters
Operating Frequency:	2417MHz
Channel:	2

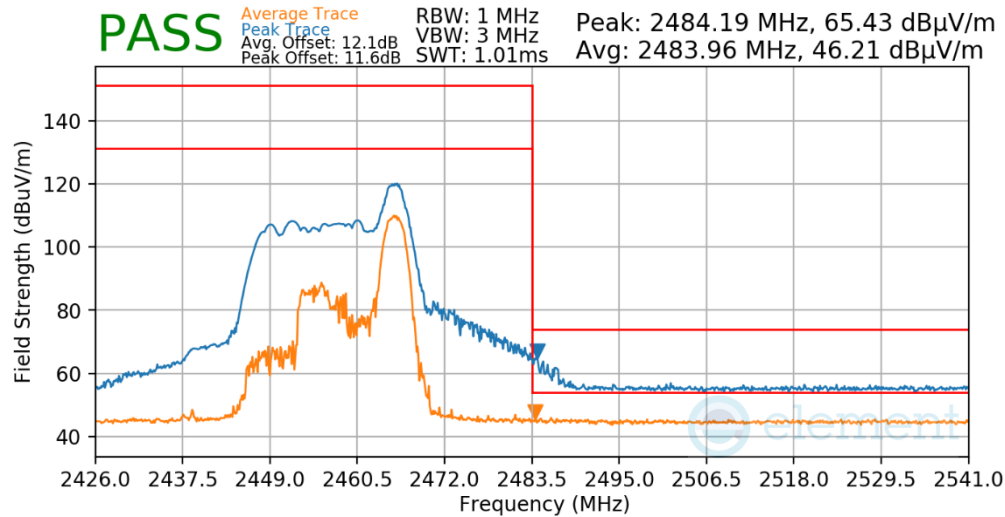


Plot 7-174. Radiated Restricted Lower Band Edge Measurement Antenna WF7 (Peak & Average – RU26)

FCC ID: BCGA2759 IC: 579C-A2759		MEASUREMENT REPORT (CERTIFICATION)	Approved by: Technical Manager
Test Report S/N: 1C2205090024-02.BCG	Test Dates: 07/21/2022-9/12/2022	EUT Type: Tablet Device	Page 130 of 159

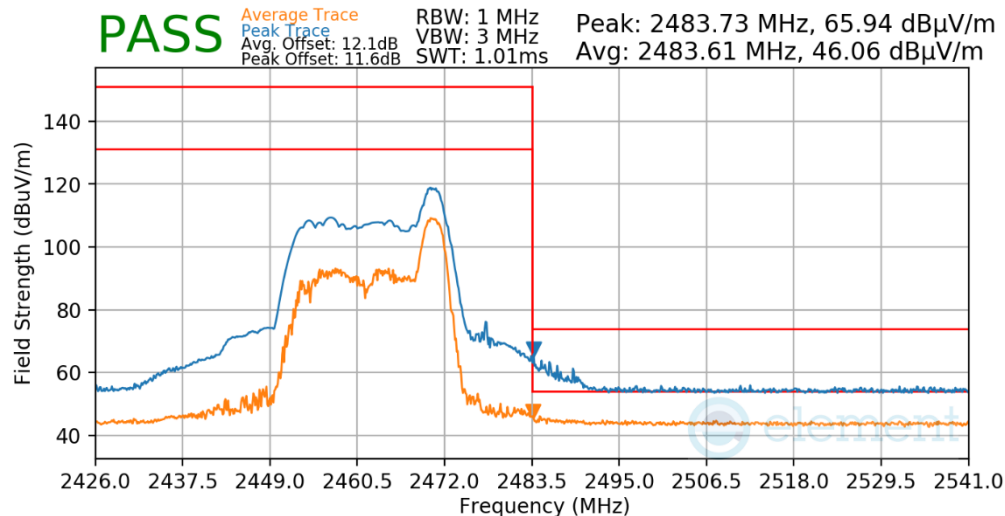
V 10.5 12/15/2021

Worst Case Mode:	802.11ax OFDMA
Worst Case Transfer Rate:	MCS9
RU Index:	0
Distance of Measurements:	3 Meters
Operating Frequency:	2457MHz
Channel:	10



Plot 7-175. Radiated Restricted Upper Band Edge Measurement Antenna WF7 (Peak & Average – RU26)

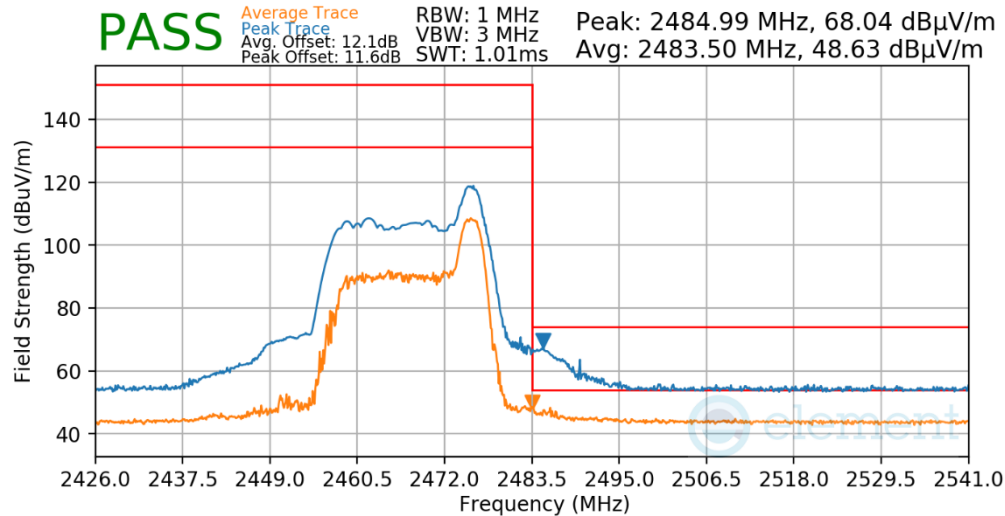
Worst Case Mode:	802.11ax OFDMA
Worst Case Transfer Rate:	MCS9
RU Index:	0
Distance of Measurements:	3 Meters
Operating Frequency:	2462MHz
Channel:	11



Plot 7-176. Radiated Restricted Upper Band Edge Measurement Antenna WF7 (Peak & Average – RU26)

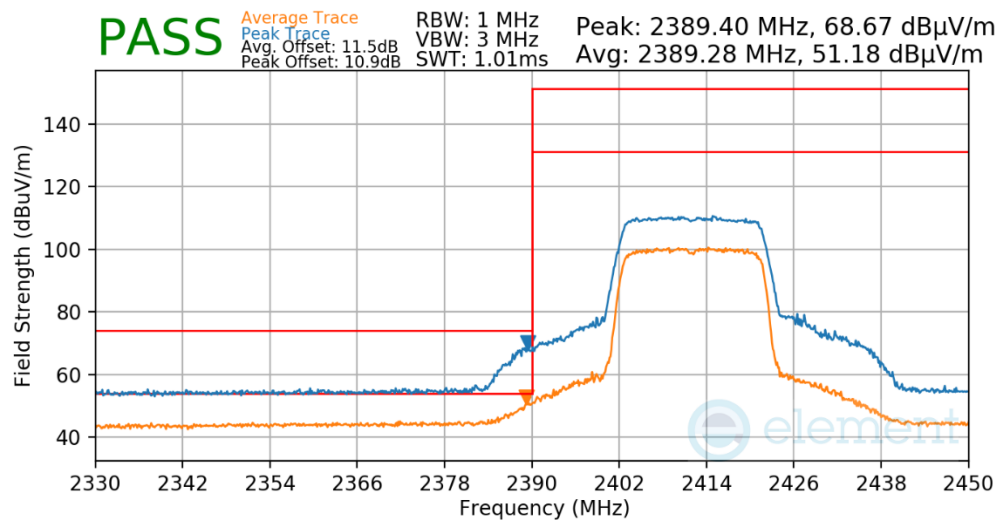
FCC ID: BCGA2759 IC: 579C-A2759		MEASUREMENT REPORT (CERTIFICATION)	Approved by: Technical Manager
Test Report S/N: 1C2205090024-02.BCG	Test Dates: 07/21/2022-9/12/2022	EUT Type: Tablet Device	Page 131 of 159

Worst Case Mode:	802.11ax OFDMA
Worst Case Transfer Rate:	MCS9
RU Index:	0
Distance of Measurements:	3 Meters
Operating Frequency:	2467MHz
Channel:	12



Plot 7-177. Radiated Restricted Upper Band Edge Measurement Antenna WF7 (Peak & Average – RU26)

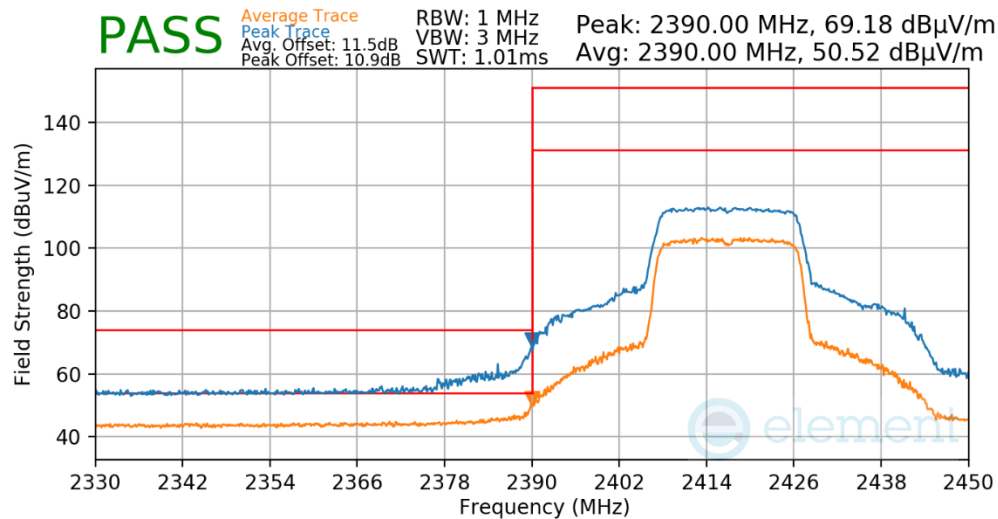
Worst Case Mode:	802.11ax OFDMA
Worst Case Transfer Rate:	MCS9
RU Index:	61
Distance of Measurements:	3 Meters
Operating Frequency:	2412MHz
Channel:	1



Plot 7-178. Radiated Restricted Lower Band Edge Measurement Antenna WF7 (Peak & Average – RU242)

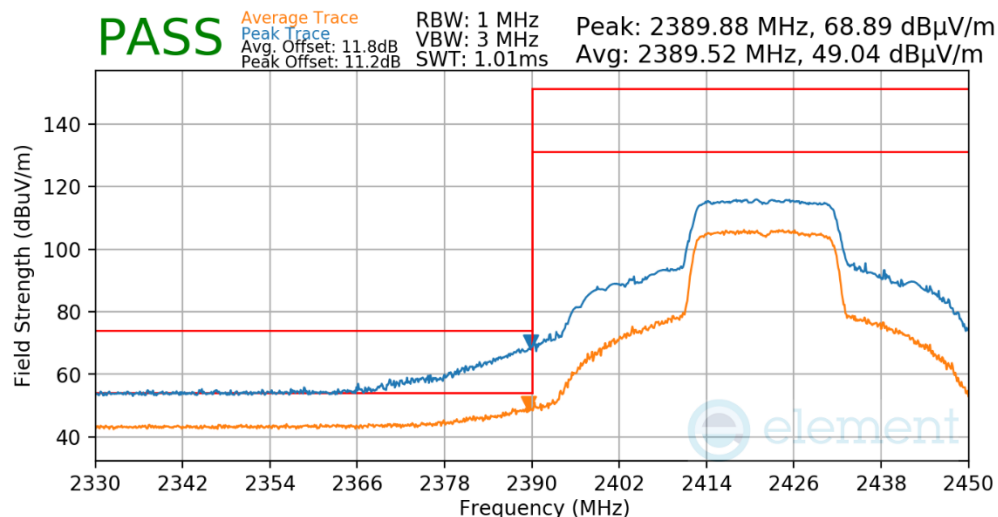
FCC ID: BCGA2759 IC: 579C-A2759		MEASUREMENT REPORT (CERTIFICATION)	Approved by: Technical Manager
Test Report S/N: 1C2205090024-02.BCG	Test Dates: 07/21/2022-9/12/2022	EUT Type: Tablet Device	Page 132 of 159

Worst Case Mode: 802.11ax OFDMA
 Worst Case Transfer Rate: MCS9
 RU Index: 61
 Distance of Measurements: 3 Meters
 Operating Frequency: 2417MHz
 Channel: 2



Plot 7-179. Radiated Restricted Lower Band Edge Measurement Antenna WF7 (Peak & Average – RU242)

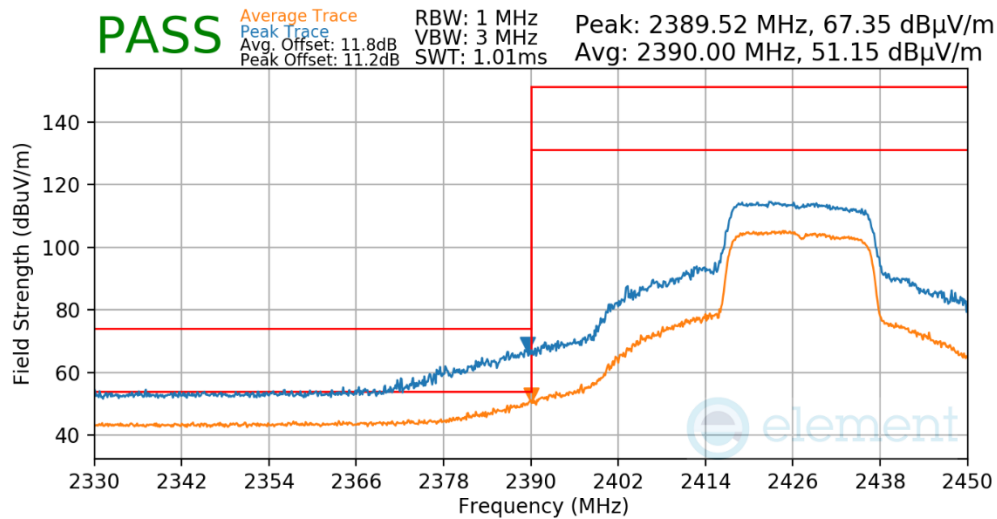
Worst Case Mode: 802.11ax OFDMA
 Worst Case Transfer Rate: MCS9
 RU Index: 61
 Distance of Measurements: 3 Meters
 Operating Frequency: 2422MHz
 Channel: 3



Plot 7-180. Radiated Restricted Lower Band Edge Measurement Antenna WF7 (Peak & Average – RU242)

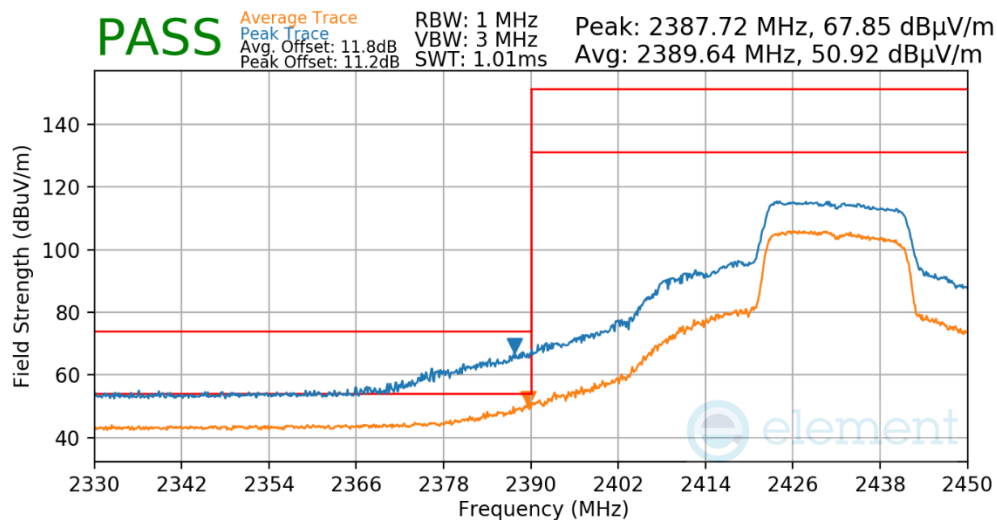
FCC ID: BCGA2759 IC: 579C-A2759		MEASUREMENT REPORT (CERTIFICATION)	Approved by: Technical Manager
Test Report S/N: 1C2205090024-02.BCG	Test Dates: 07/21/2022-9/12/2022	EUT Type: Tablet Device	Page 133 of 159

Worst Case Mode: 802.11ax OFDMA
 Worst Case Transfer Rate: MCS9
 RU Index: 61
 Distance of Measurements: 3 Meters
 Operating Frequency: 2427MHz
 Channel: 4



Plot 7-181. Radiated Restricted Lower Band Edge Measurement Antenna WF7 (Peak & Average – RU242)

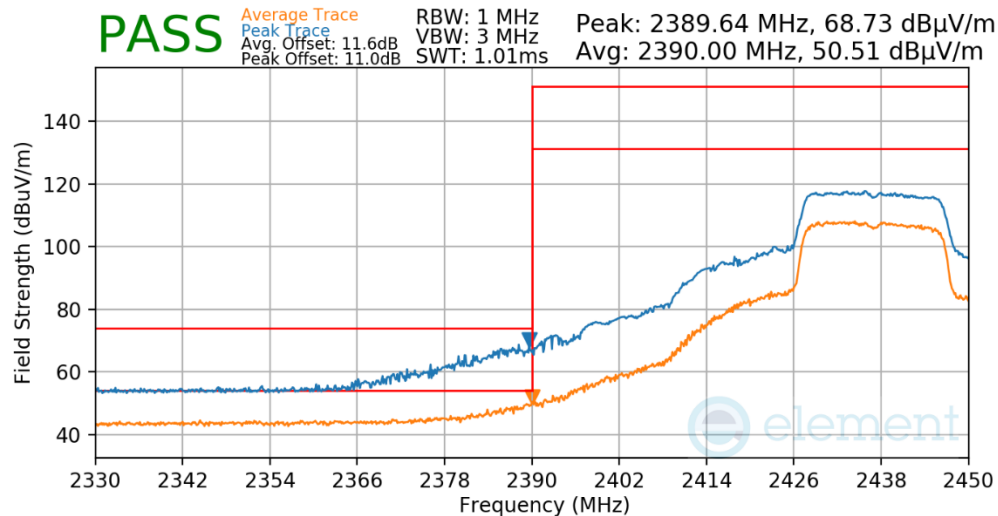
Worst Case Mode: 802.11ax OFDMA
 Worst Case Transfer Rate: MCS9
 RU Index: 61
 Distance of Measurements: 3 Meters
 Operating Frequency: 2432MHz
 Channel: 5



Plot 7-182. Radiated Restricted Lower Band Edge Measurement Antenna WF7 (Peak & Average – RU242)

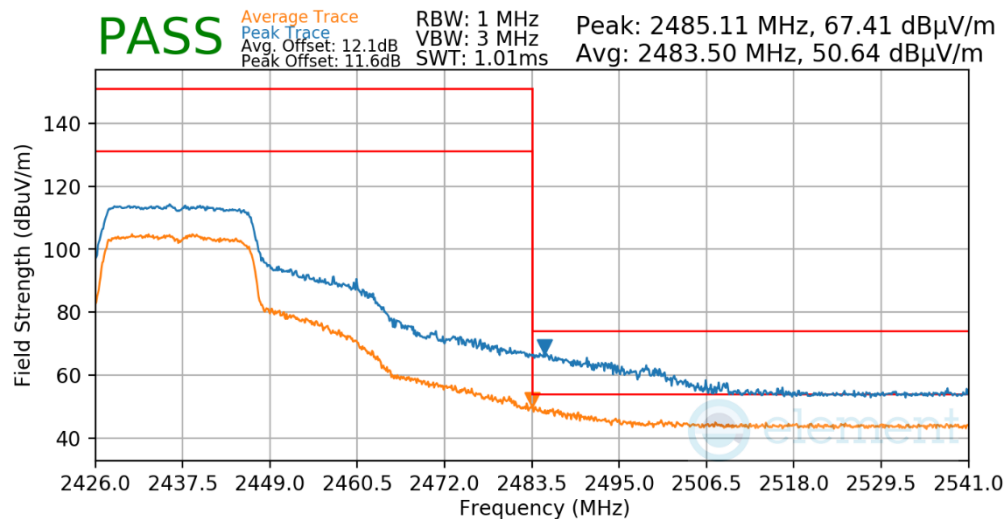
FCC ID: BCGA2759 IC: 579C-A2759		MEASUREMENT REPORT (CERTIFICATION)	Approved by: Technical Manager
Test Report S/N: 1C2205090024-02.BCG	Test Dates: 07/21/2022-9/12/2022	EUT Type: Tablet Device	Page 134 of 159

Worst Case Mode: 802.11ax OFDMA
 Worst Case Transfer Rate: MCS9
 RU Index: 61
 Distance of Measurements: 3 Meters
 Operating Frequency: 2437MHz
 Channel: 6 (Low)



Plot 7-183. Radiated Restricted Lower Band Edge Measurement Antenna WF7 (Peak & Average – RU242)

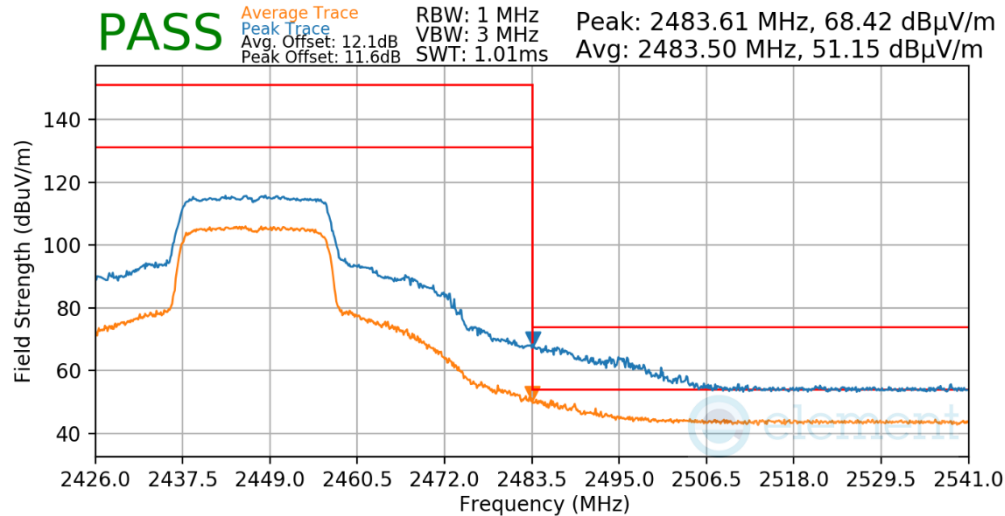
Worst Case Mode: 802.11ax OFDMA
 Worst Case Transfer Rate: MCS9
 RU Index: 61
 Distance of Measurements: 3 Meters
 Operating Frequency: 2437MHz
 Channel: 6 (High)



Plot 7-184. Radiated Restricted Upper Band Edge Measurement Antenna WF7 (Peak & Average – RU242)

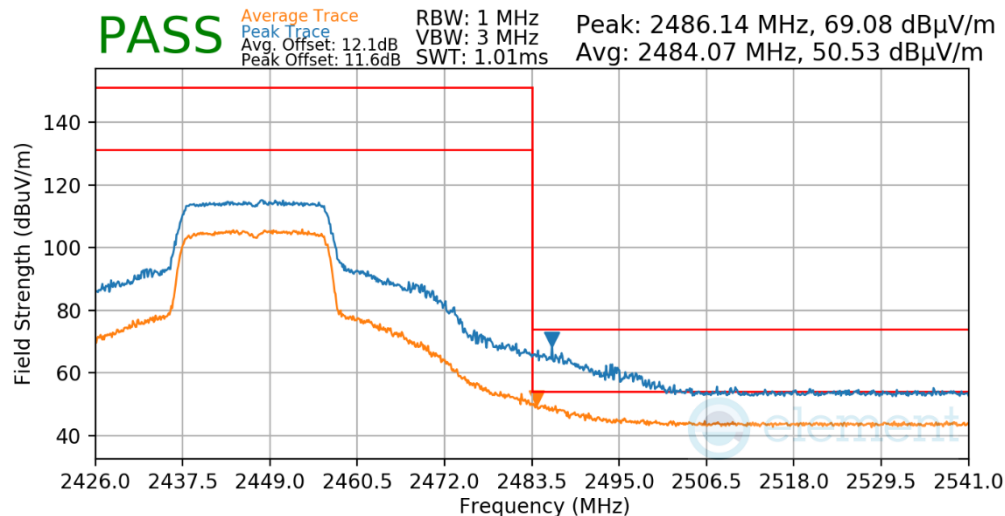
FCC ID: BCGA2759 IC: 579C-A2759		MEASUREMENT REPORT (CERTIFICATION)	Approved by: Technical Manager
Test Report S/N: 1C2205090024-02.BCG	Test Dates: 07/21/2022-9/12/2022	EUT Type: Tablet Device	Page 135 of 159

Worst Case Mode: 802.11ax OFDMA
 Worst Case Transfer Rate: MCS9
 RU Index: 61
 Distance of Measurements: 3 Meters
 Operating Frequency: 2442MHz
 Channel: 7



Plot 7-185. Radiated Restricted Upper Band Edge Measurement Antenna WF7 (Peak & Average – RU242)

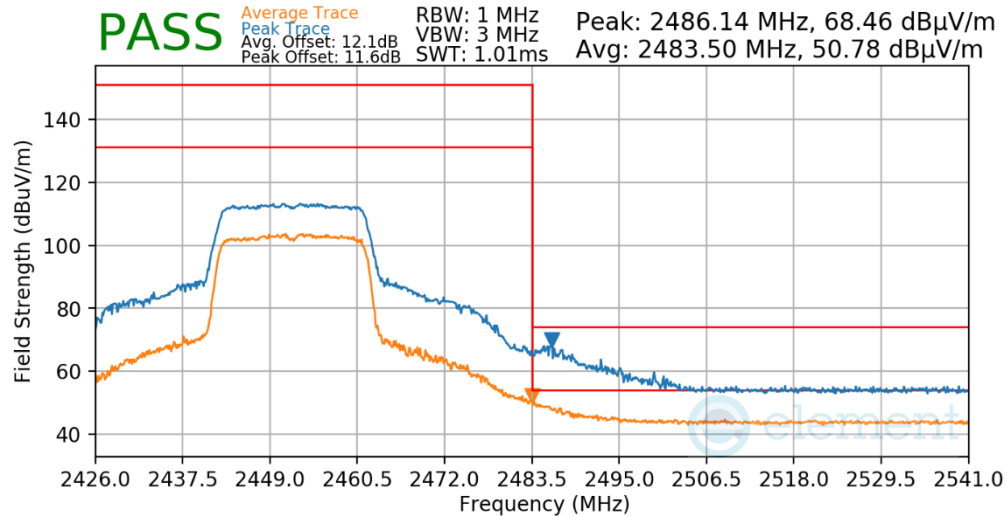
Worst Case Mode: 802.11ax OFDMA
 Worst Case Transfer Rate: MCS9
 RU Index: 61
 Distance of Measurements: 3 Meters
 Operating Frequency: 2447MHz
 Channel: 8



Plot 7-186. Radiated Restricted Upper Band Edge Measurement Antenna WF7 (Peak & Average – RU242)

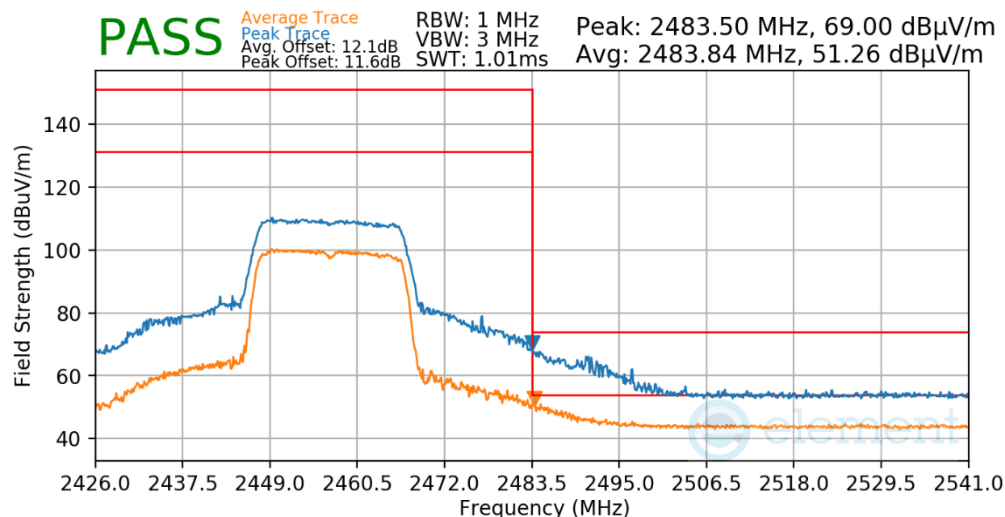
FCC ID: BCGA2759 IC: 579C-A2759		MEASUREMENT REPORT (CERTIFICATION)	Approved by: Technical Manager
Test Report S/N: 1C2205090024-02.BCG	Test Dates: 07/21/2022-9/12/2022	EUT Type: Tablet Device	Page 136 of 159

Worst Case Mode: 802.11ax OFDMA
 Worst Case Transfer Rate: MCS9
 RU Index: 61
 Distance of Measurements: 3 Meters
 Operating Frequency: 2452MHz
 Channel: 9



Plot 7-187. Radiated Restricted Upper Band Edge Measurement Antenna WF7 (Peak & Average – RU242)

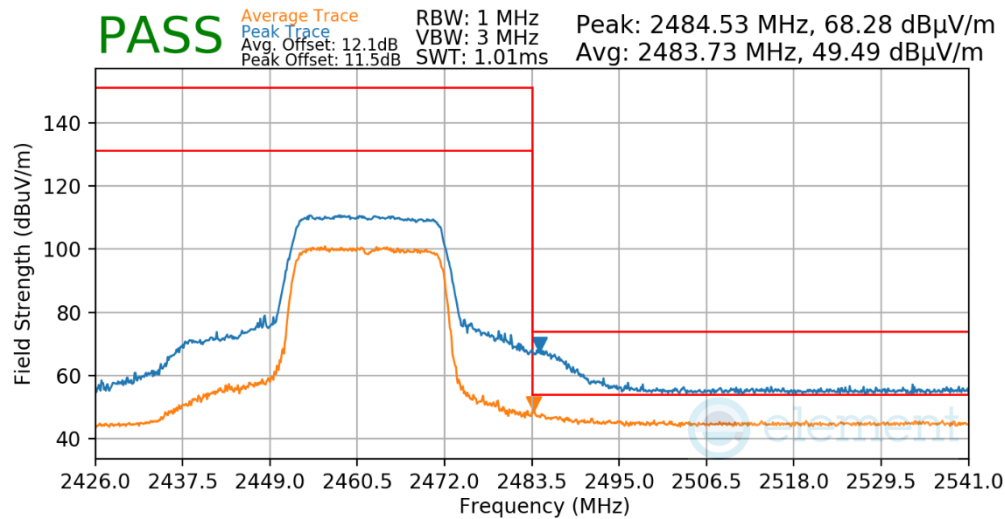
Worst Case Mode: 802.11ax OFDMA
 Worst Case Transfer Rate: MCS9
 RU Index: 61
 Distance of Measurements: 3 Meters
 Operating Frequency: 2457MHz
 Channel: 10



Plot 7-188. Radiated Restricted Upper Band Edge Measurement Antenna WF7 (Peak & Average – RU242)

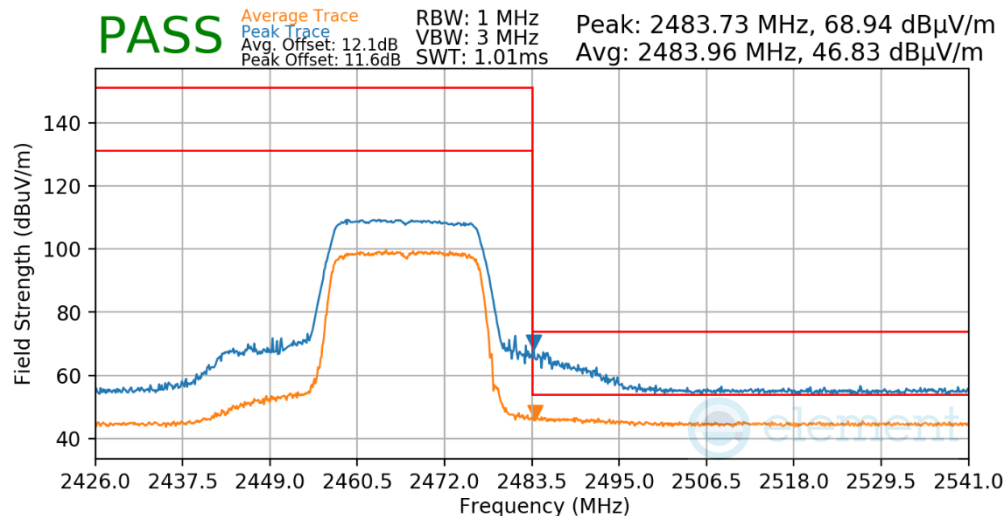
FCC ID: BCGA2759 IC: 579C-A2759		MEASUREMENT REPORT (CERTIFICATION)	Approved by: Technical Manager
Test Report S/N: 1C2205090024-02.BCG	Test Dates: 07/21/2022-9/12/2022	EUT Type: Tablet Device	Page 137 of 159

Worst Case Mode: 802.11ax OFDMA
 Worst Case Transfer Rate: MCS9
 RU Index: 61
 Distance of Measurements: 3 Meters
 Operating Frequency: 2462MHz
 Channel: 11



Plot 7-189. Radiated Restricted Upper Band Edge Measurement Antenna WF7 (Peak & Average – RU242)

Worst Case Mode: 802.11ax OFDMA
 Worst Case Transfer Rate: MCS9
 RU Index: 61
 Distance of Measurements: 3 Meters
 Operating Frequency: 2467MHz
 Channel: 12



Plot 7-190. Radiated Restricted Upper Band Edge Measurement Antenna WF7 (Peak & Average – RU242)

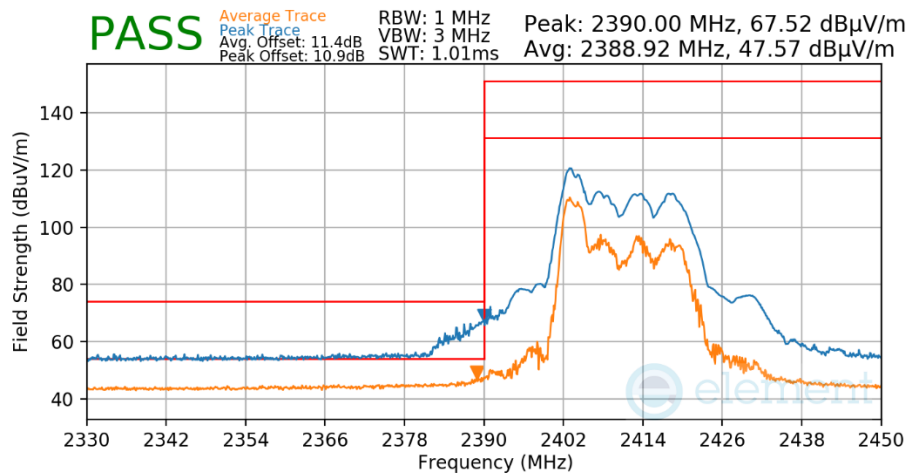
FCC ID: BCGA2759 IC: 579C-A2759		MEASUREMENT REPORT (CERTIFICATION)	Approved by: Technical Manager
Test Report S/N: 1C2205090024-02.BCG	Test Dates: 07/21/2022-9/12/2022	EUT Type: Tablet Device	Page 138 of 159

7.7.6 CDD Radiated Restricted Band Edge Measurements

§15.205 §15.209; RSS-Gen [8.9]

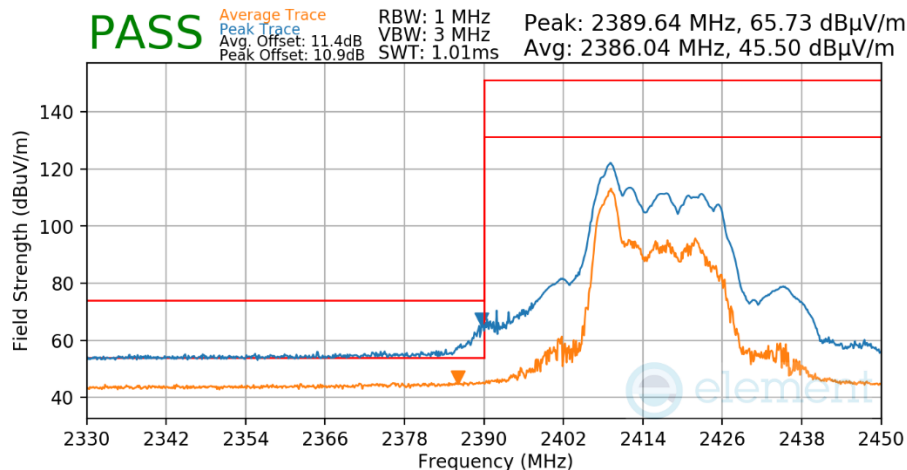
The radiated restricted band edge measurements are measured with an EMI test receiver connected to the receive antenna while the EUT is transmitting.

Worst Case Mode:	802.11ax OFDMA
Worst Case Transfer Rate:	MCS9
RU Index:	0
Distance of Measurements:	3 Meters
Operating Frequency:	2412MHz
Channel:	1



Plot 7-191. Radiated Restricted Lower Band Edge Measurement CDD (Peak & Average – RU26)

Worst Case Mode:	802.11ax OFDMA
Worst Case Transfer Rate:	MCS9
RU Index:	0
Distance of Measurements:	3 Meters
Operating Frequency:	2417MHz
Channel:	2



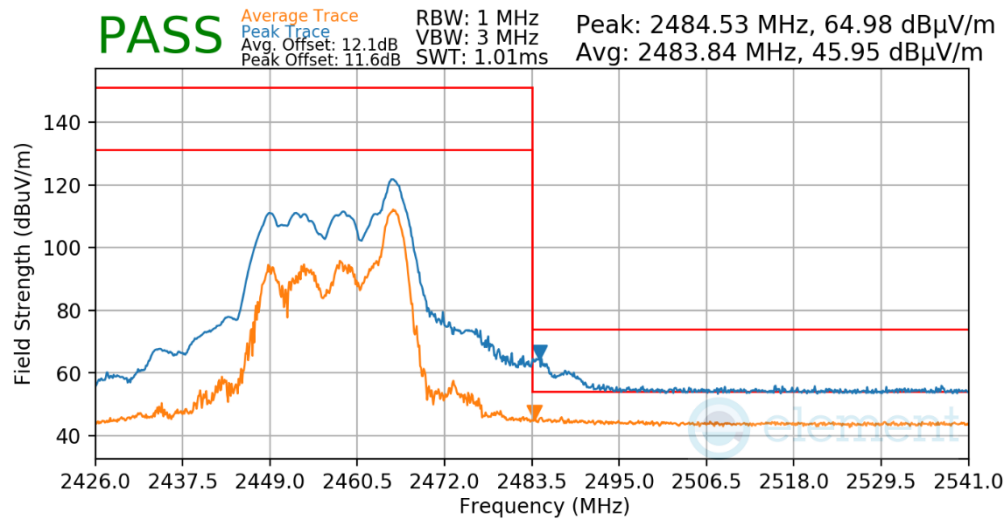
Plot 7-192. Radiated Restricted Lower Band Edge Measurement CDD (Peak & Average – RU26)

FCC ID: BCGA2759 IC: 579C-A2759		MEASUREMENT REPORT (CERTIFICATION)	Approved by: Technical Manager
Test Report S/N: 1C2205090024-02.BCG	Test Dates: 07/21/2022-9/12/2022	EUT Type: Tablet Device	Page 139 of 159

V 10.5 12/15/2021

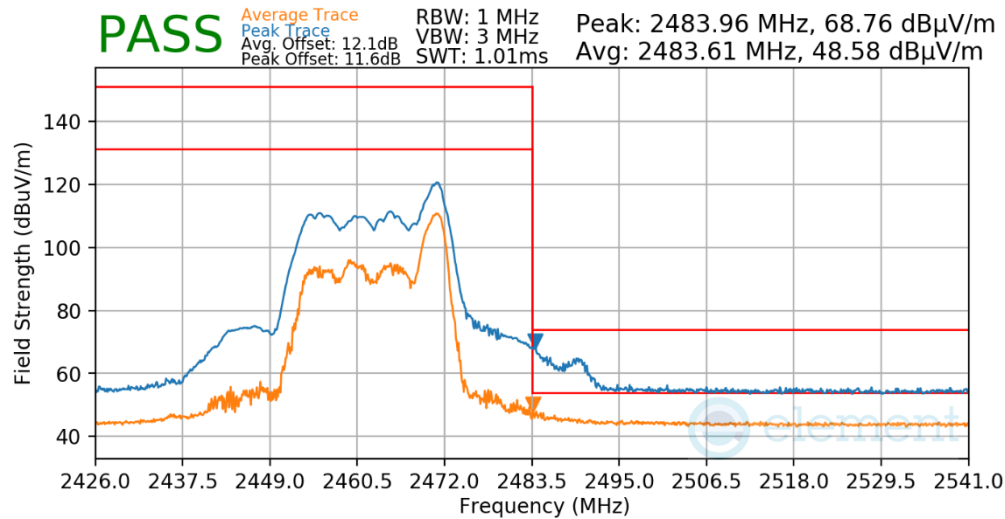
Unless otherwise specified, no part of this report may be reproduced or utilized in any part, form or by any means, electronic or mechanical, including photocopying and microfilm, without permission in writing from Element Washington DC LLC. If you have any questions about this or have an enquiry about obtaining additional rights to this report or assembly of contents thereof, please contact ct.info@element.com.

Worst Case Mode: 802.11ax OFDMA
 Worst Case Transfer Rate: MCS9
 RU Index: 8
 Distance of Measurements: 3 Meters
 Operating Frequency: 2462MHz
 Channel: 10



Plot 7-193. Radiated Restricted Upper Band Edge Measurement CDD (Peak & Average – RU26)

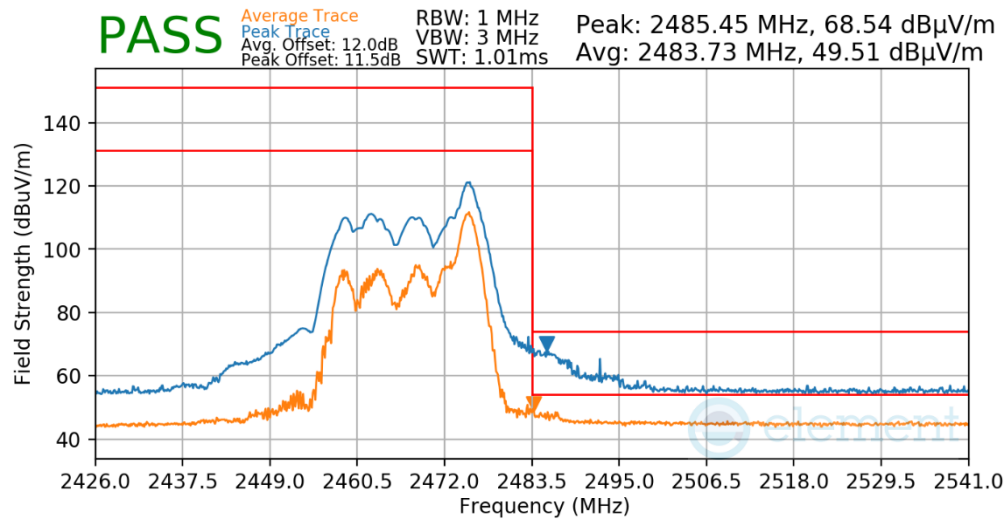
Worst Case Mode: 802.11ax OFDMA
 Worst Case Transfer Rate: MCS9
 RU Index: 8
 Distance of Measurements: 3 Meters
 Operating Frequency: 2462MHz
 Channel: 11



Plot 7-194. Radiated Restricted Upper Band Edge Measurement CDD (Peak & Average – RU26)

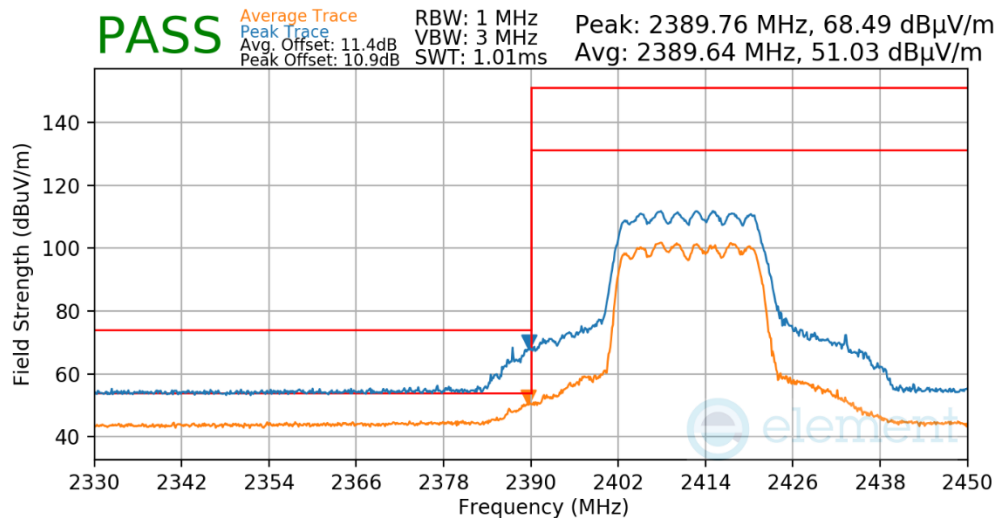
FCC ID: BCGA2759 IC: 579C-A2759		MEASUREMENT REPORT (CERTIFICATION)	Approved by: Technical Manager
Test Report S/N: 1C2205090024-02.BCG	Test Dates: 07/21/2022-9/12/2022	EUT Type: Tablet Device	Page 140 of 159

Worst Case Mode: 802.11ax OFDMA
 Worst Case Transfer Rate: MCS9
 RU Index: 8
 Distance of Measurements: 3 Meters
 Operating Frequency: 2467MHz
 Channel: 12



Plot 7-195. Radiated Restricted Upper Band Edge Measurement CDD (Peak & Average – RU26)

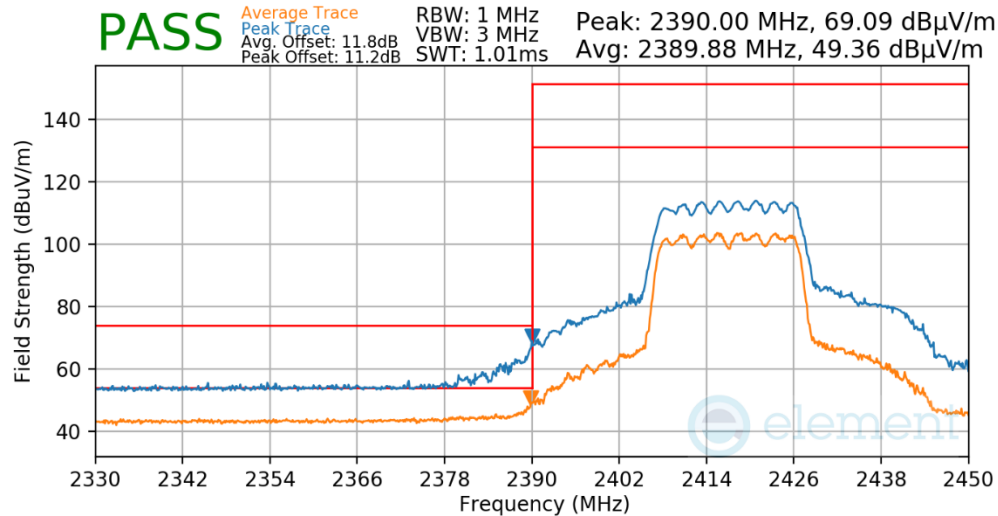
Worst Case Mode: 802.11ax OFDMA
 Worst Case Transfer Rate: MCS9
 RU Index: 62
 Distance of Measurements: 3 Meters
 Operating Frequency: 2412MHz
 Channel: 1



Plot 7-196. Radiated Restricted Lower Band Edge Measurement CDD (Peak & Average – RU242)

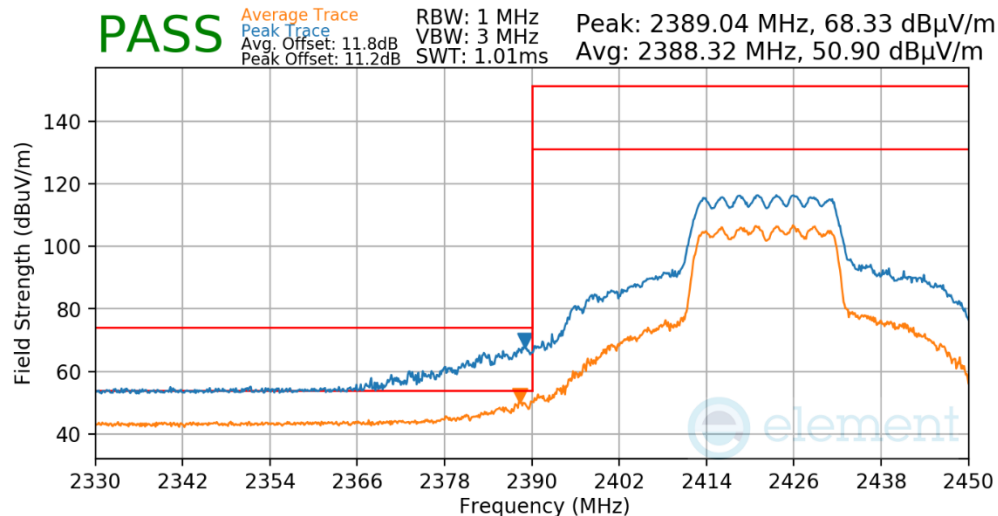
FCC ID: BCGA2759 IC: 579C-A2759		MEASUREMENT REPORT (CERTIFICATION)	Approved by: Technical Manager
Test Report S/N: 1C2205090024-02.BCG	Test Dates: 07/21/2022-9/12/2022	EUT Type: Tablet Device	Page 141 of 159

Worst Case Mode: 802.11ax OFDMA
 Worst Case Transfer Rate: MCS9
 RU Index: 61
 Distance of Measurements: 3 Meters
 Operating Frequency: 2417MHz
 Channel: 2



Plot 7-197. Radiated Restricted Lower Band Edge Measurement CDD (Peak & Average – RU242)

Worst Case Mode: 802.11ax OFDMA
 Worst Case Transfer Rate: MCS9
 RU Index: 61
 Distance of Measurements: 3 Meters
 Operating Frequency: 2422MHz
 Channel: 3



Plot 7-198. Radiated Restricted Lower Band Edge Measurement CDD (Peak & Average – RU242)

FCC ID: BCGA2759 IC: 579C-A2759		MEASUREMENT REPORT (CERTIFICATION)	Approved by: Technical Manager
Test Report S/N: 1C2205090024-02.BCG	Test Dates: 07/21/2022-9/12/2022	EUT Type: Tablet Device	Page 142 of 159