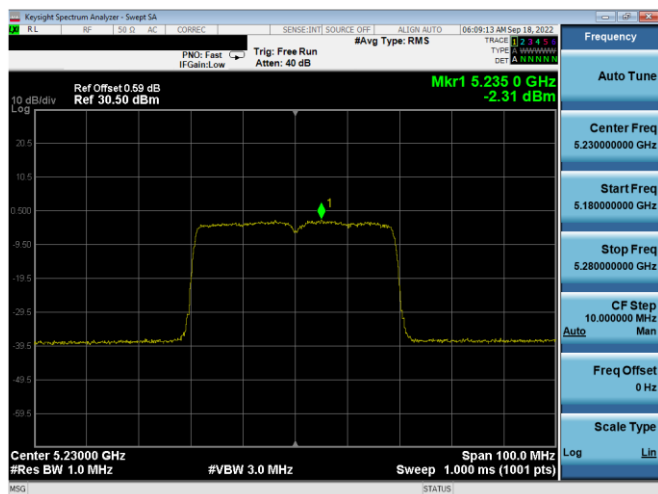
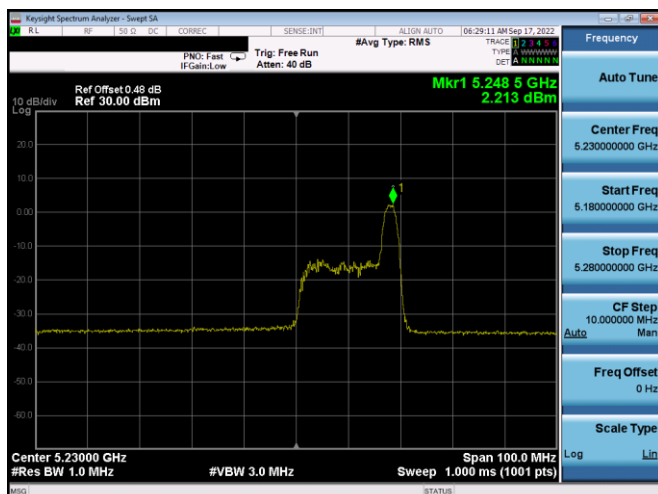


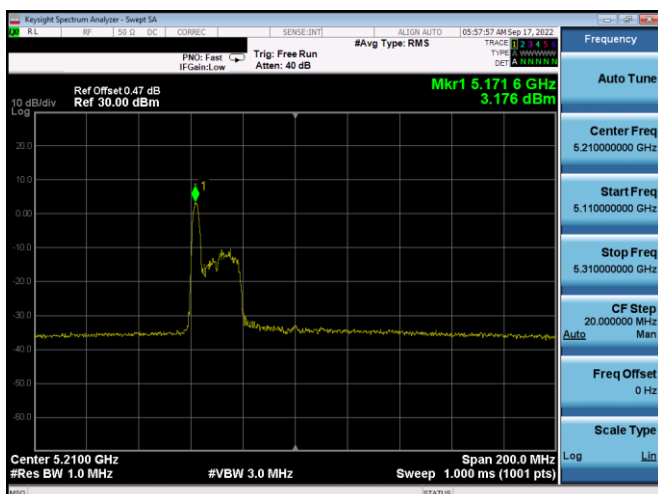
Plot 7-553. ISED PSD SDM Diversity Antenna 3c (40MHz BW 11ax Index 17 - RU26 - Ch.46)



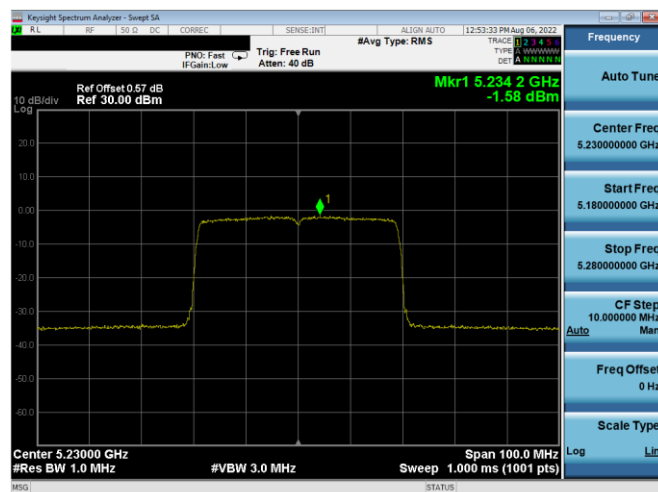
Plot 7-556. ISED PSD CDD Diversity Antenna 1b (40MHz BW 11ax - RU484 - Ch.46)



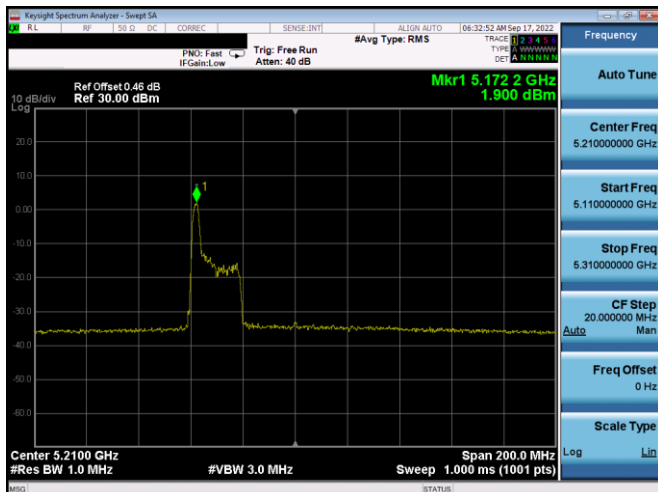
Plot 7-554. ISED PSD CDD Diversity Antenna 1b (40MHz BW 11ax Index 17 - RU26 - Ch.46)



Plot 7-557. ISED PSD SDM Diversity Antenna 3c (80MHz BW 11ax Index 0 - RU26 - Ch.42)

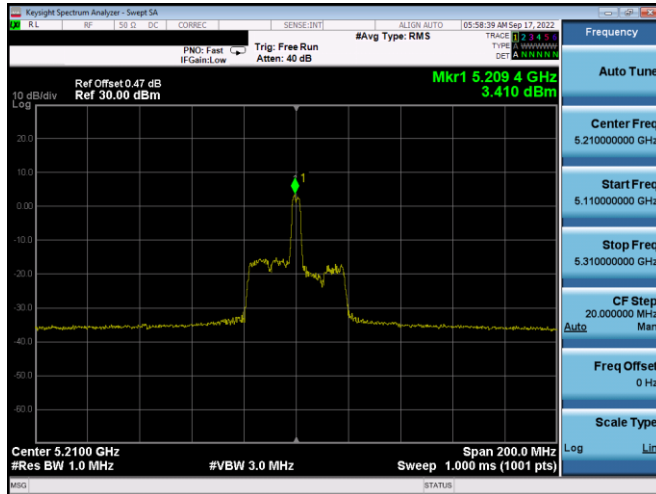


Plot 7-555. ISED PSD SDM Diversity Antenna 3c (40MHz BW 11ax - RU484 - Ch.46)

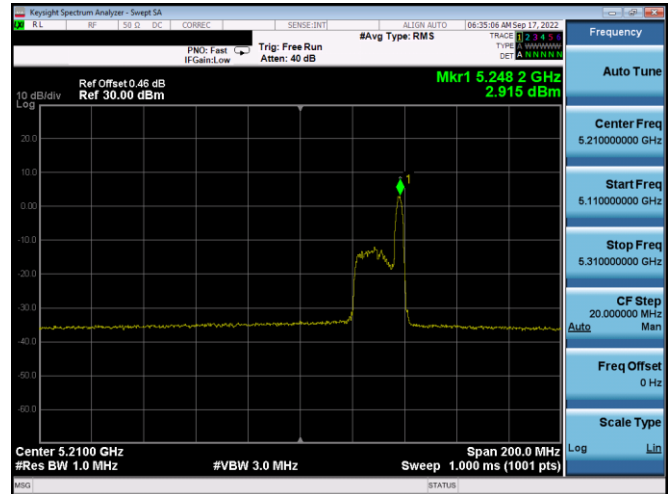


Plot 7-558. ISED PSD CDD Diversity Antenna 1b (80MHz BW 11ax Index 0 - RU26 - Ch.42)

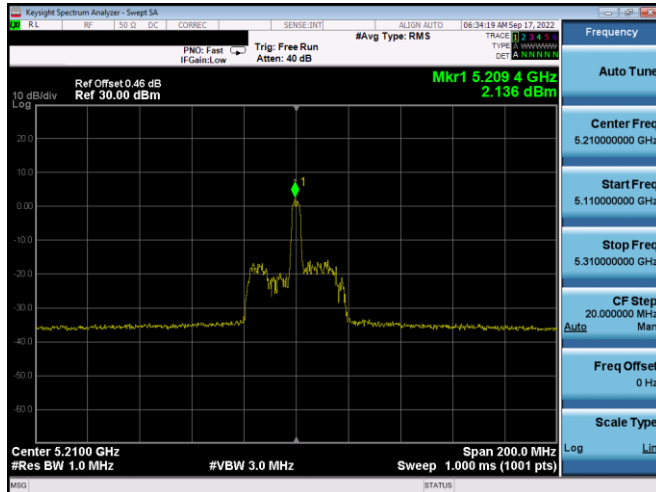
FCC ID: BCGA2757 IC: 579C-A2757		MEASUREMENT REPORT (CERTIFICATION)	Approved by: Technical Manager
Test Report S/N: 1C2205090023-17.BCG	Test Dates: 6/7/2022 - 9/18/2022	EUT Type: Tablet Device	Page 193 of 405



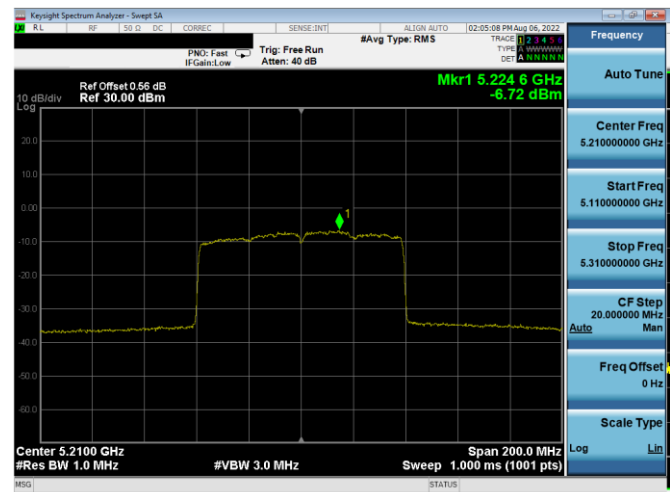
Plot 7-559. ISD PSD SDM Diversity Antenna 3c (80MHz BW 11ax Index 18 – RU26 – Ch.42)



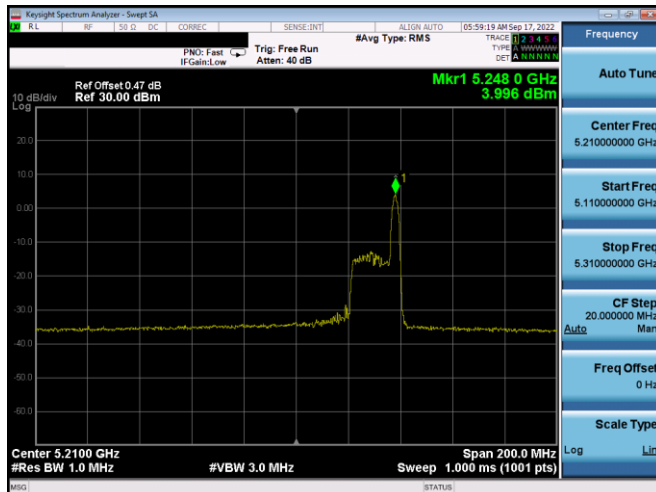
Plot 7-562. ISD PSD CDD Diversity Antenna 1b (80MHz BW 11ax Index 36 – RU26 – Ch.42)



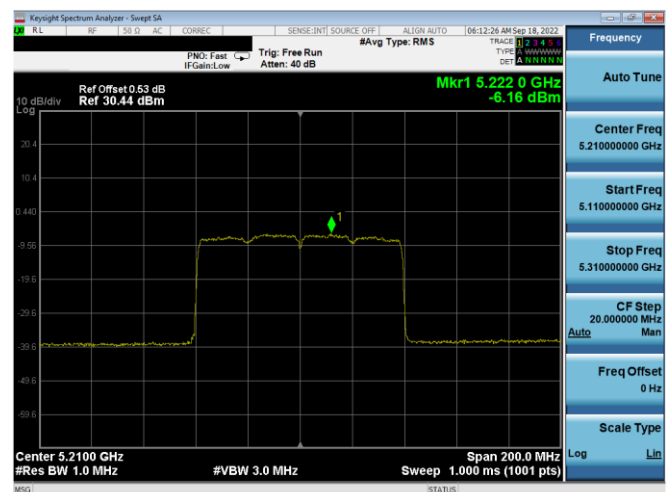
Plot 7-560. ISD PSD CDD Diversity Antenna 1b (80MHz BW 11ax Index 18 – RU26 – Ch.42)



Plot 7-563. ISD PSD SDM Diversity Antenna 3c (80MHz BW 11ax – RU96 – Ch.42)



Plot 7-561. ISD PSD SDM Diversity Antenna 3c (80MHz BW 11ax Index 36 – RU26 – Ch.42)



Plot 7-564. ISD PSD CDD Diversity Antenna 1b (80MHz BW 11ax – RU96 – Ch.42)

FCC ID: BCGA2757 IC: 579C-A2757		MEASUREMENT REPORT (CERTIFICATION)	Approved by: Technical Manager
Test Report S/N: 1C2205090023-17.BCG	Test Dates: 6/7/2022 - 9/18/2022	EUT Type: Tablet Device	Page 194 of 405

Note:

Per ANSI C63.10-2013 Subclause 14.3.2.2 and KDB 662911 v02r01 Section E)2), the power spectral density at Antenna 3a and Antenna 3c were first measured separately during CDD/SDM transmission as shown in the section above. The measured values were then summed in linear power units then converted back to dBm.

Sample Directional Gain Calculation:

For correlated signals, assuming the antenna gain is 2.8 dBi for Antenna 3c and 0.4 dBi for Antenna 3a.

$$\begin{aligned}\text{Directional gain} &= 10 \log[(10^{G_1/20} + 10^{G_2/20} + \dots + 10^{G_N/20})^2 / N_{\text{ANT}}] \text{ dBi} \\ &= 10 \log[(10^{2.8/20} + 10^{0.4/20})^2 / 2] \text{ dBi} \\ &= 4.69 \text{ dBi}\end{aligned}$$

For uncorrelated signals, assuming the antenna gain is 4.7 dBi for Antenna 3a and 0.6 dBi for Antenna 3c.

$$\begin{aligned}\text{Directional gain} &= 10 \log[(10^{G_1/10} + 10^{G_2/10} + \dots + 10^{G_N/10}) / N_{\text{ANT}}] \text{ dBi} \\ &= 10 \log[(10^{4.7/10} + 10^{0.6/10}) / 2] \text{ dBi} \\ &= 1.76 \text{ dBi}\end{aligned}$$

Sample CDD Calculation:

Assuming the average conducted power spectral density was measured to be 7.17 dBm for Antenna 3c and 6.88 dBm for Antenna 3a.

$$\text{Antenna 3c} + \text{Antenna 3a} = \text{CDD/SDM}$$

$$(7.17 \text{ dBm} + 6.88 \text{ dBm}) = (5.21 \text{ mW} + 4.88 \text{ mW}) = 10.09 \text{ mW} = 10.04 \text{ dBm}$$

Sample e.i.r.p Power Spectral Density Calculation:

Assuming the average CDD/SDM power density was calculated to be 6.42 dBm with directional gain of 1.76 dBi.

$$\text{e.i.r.p. Power Spectral Density(dBm)} = \text{Power Spectral Density (dBm)} + \text{directional gain (dBi)}$$

$$6.42 \text{ dBm} + 1.76 \text{ dBi} = 8.18 \text{ dBm}$$

FCC ID: BCGA2757 IC: 579C-A2757		MEASUREMENT REPORT (CERTIFICATION)	Approved by: Technical Manager
Test Report S/N: 1C2205090023-17.BCG	Test Dates: 6/7/2022 - 9/18/2022	EUT Type: Tablet Device	Page 195 of 405

V 10.5 12/15/2021

7.6 Radiated Spurious Emission – Above 1GHz

§15.407(b) §15.205 §15.209; RSS-Gen [8.9]

Test Overview and Limit

All out of band radiated spurious emissions are measured with a spectrum analyzer connected to a receive antenna while the EUT is operating at its maximum duty cycle, at its maximum power control level, as defined in ANSI C63.10-2013 and KDB 789033 D02 v02r01, and at the appropriate frequencies. All channels, modes (e.g. RU26, RU52, RU106, RU242, RU484 and RU996), and modulations/data rates were investigated among all UNII bands. Only the radiated emissions of the configuration that produced the worst case emissions are reported in this section.

For transmitters operating in the 5.15-5.25 GHz and 5.25-5.35 GHz band: All emissions outside of the 5.15-5.35 GHz band shall not exceed an EIRP of -27 dBm/MHz.

For transmitters operating in the 5.47-5.725 GHz band: All emissions outside of the 5.47-5.725 GHz band shall not exceed an EIRP of -27 dBm/MHz.

For transmitters operating in the 5.725-5.85 GHz band: All emissions shall be limited to a level of -27 dBm/MHz at 75 MHz or more above or below the band edge increasing linearly to 10 dBm/MHz at 25 MHz above or below the band edge, and from 25 MHz above or below the band edge increasing linearly to a level of 15.6 dBm/MHz at 5 MHz above or below the band edge, and from 5 MHz above or below the band edge increasing linearly to a level of 27 dBm/MHz at the band edge.

All out of band emissions appearing in a restricted band as specified in Section 15.205 of the Title 47 CFR and Table 7 of RSS-Gen (8.10) must not exceed the limits shown in Table 7-164 per Section 15.209 and RSS-Gen (8.9).

Frequency	Field Strength [μ V/m]	Measured Distance [Meters]
Above 960.0 MHz	500	3

Table 7-164. Radiated Limits

Test Procedures Used

ANSI C63.10-2013 – Subclauses 12.7.7.2, 12.7.6, 12.7.5

KDB 789033 D02 v02r01 – Section G

FCC ID: BCGA2757 IC: 579C-A2757		MEASUREMENT REPORT (CERTIFICATION)	Approved by: Technical Manager
Test Report S/N: 1C2205090023-17.BCG	Test Dates: 6/7/2022 - 9/18/2022	EUT Type: Tablet Device	Page 196 of 405

V 10.5 12/15/2021

Test Settings

Average Field Strength Measurements

1. Analyzer center frequency was set to the frequency of the radiated spurious emission of interest
2. RBW = 1MHz
3. VBW = 3MHz
4. Detector = power average (RMS)
5. Number of measurement points = 1001 (Number of points must be $\geq 2 \times \text{span/RBW}$)
6. Averaging type = power (RMS)
7. Sweep time = auto couple
8. Trace was averaged over 100 sweeps

Peak Field Strength Measurements

1. Analyzer center frequency was set to the frequency of the radiated spurious emission of interest
2. RBW = 1MHz
3. VBW = 3MHz
4. Detector = peak
5. Sweep time = auto couple
6. Trace mode = max hold
7. Trace was allowed to stabilize

Test Setup

The EUT and measurement equipment were set up as shown in the diagram below.

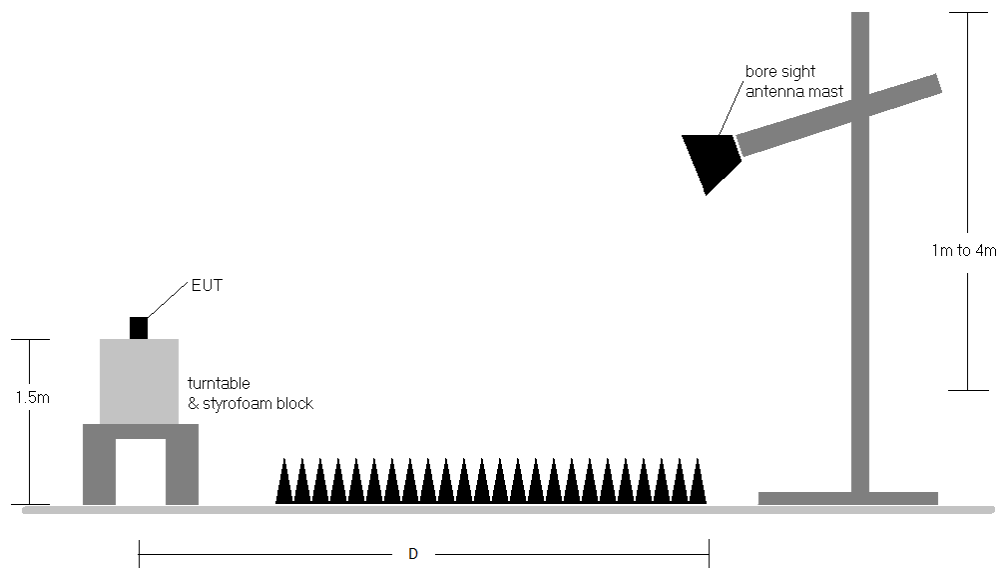


Figure 7-5. Test Instrument & Measurement Setup

FCC ID: BCGA2757 IC: 579C-A2757		MEASUREMENT REPORT (CERTIFICATION)	Approved by: Technical Manager
Test Report S/N: 1C2205090023-17.BCG	Test Dates: 6/7/2022 - 9/18/2022	EUT Type: Tablet Device	Page 197 of 405

V 10.5 12/15/2021

Test Notes

1. All emissions that lie in the restricted bands (denoted by a * next to the frequency) specified in §15.205 and Section 8.10 of RSS-Gen are below the limit shown in Table 7-164.
2. All spurious emissions lying in restricted bands specified in §15.205 and Section 8.10 of RSS-Gen are below the limit shown in Table 7-164. All spurious emissions that do not lie in a restricted band are subject to a peak limit of -27dBm/MHz. At a distance of 3 meters, the field strength limit in dBμV/m can be determined by adding a “conversion” factor of 95.2dB to the EIRP limit of -27dBm/MHz to obtain the limit for out of band spurious emissions of 68.2dBμV/m.
3. The antenna is manipulated through typical positions, polarity and length during the tests. The EUT is manipulated through three orthogonal planes.
4. This unit was tested with its standard battery.
5. The spectrum is measured from 9kHz to the 10th harmonic of the fundamental frequency of the transmitter using CISPR quasi peak detector below 1GHz. Above 1 GHz, average and peak measurements were taken using linearly polarized horn antennas.
6. D is the measurement test distance and emissions 1-18GHz were measured at a 3 meters test distance while emissions above 18GHz were measured at a 1 meter test distance with the application of a distance correction factor.
7. The wide spectrum spurious emissions plots shown on the following pages are used only for the purpose of emission identification. Any emissions found to be within 20dB of the limit are fully investigated and the results are shown in this section.
8. The "-" shown in the following RSE tables are used to denote a noise floor measurement.
9. Per RSS-247 Section 6.2.3, transmission on channels which overlap the 5600-5650 MHz is prohibited. This device operates under these frequencies only under the control of a certified master device and does not support active scanning on these channels. This device does not transmit any beacons or initiate any transmissions in UNII Bands 2A or 2C.
10. For radiated measurements, emissions were investigated for the fully-loaded RU configuration and for all of the partially-loaded RU configurations. Among all of the available partially-loaded RU configurations, only the configuration with the worst case emissions is reported.

FCC ID: BCGA2757 IC: 579C-A2757		MEASUREMENT REPORT (CERTIFICATION)	Approved by: Technical Manager
Test Report S/N: 1C2205090023-17.BCG	Test Dates: 6/7/2022 - 9/18/2022	EUT Type: Tablet Device	Page 198 of 405

V 10.5 12/15/2021

Sample Calculations

Determining Spurious Emissions Levels

- Field Strength Level $_{[dB\mu V/m]} = \text{Analyzer Level }_{[dBm]} + 107 + \text{AFCL }_{[dB/m]}$
- $\text{AFCL }_{[dB/m]} = \text{Antenna Factor }_{[dB/m]} + \text{Cable Loss }_{[dB]} - \text{Preamplifier Gain }_{[dB]}$
- $\text{Margin }_{[dB]} = \text{Field Strength Level }_{[dB\mu V/m]} - \text{Limit }_{[dB\mu V/m]}$

Radiated Band Edge Measurement Offset

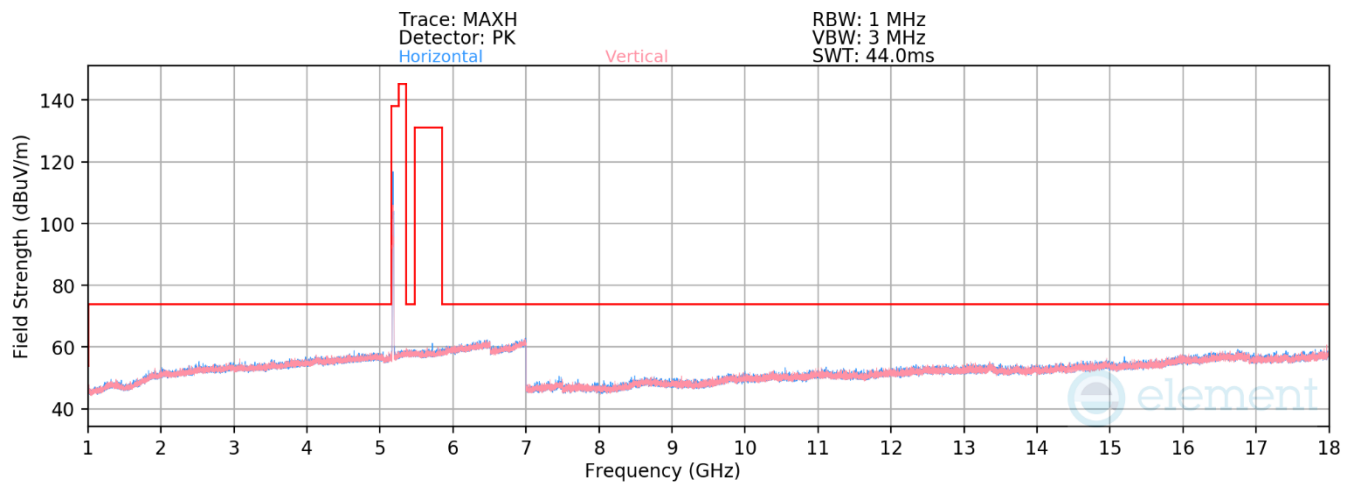
- The amplitude offset shown in the radiated restricted band edge plots in Section 7.6.6 was calculated using the formula:
Offset (dB) = (Antenna Factor + Cable Loss + Attenuator) – Preamplifier Gain

FCC ID: BCGA2757 IC: 579C-A2757	 MEASUREMENT REPORT (CERTIFICATION)		Approved by: Technical Manager
Test Report S/N: 1C2205090023-17.BCG	Test Dates: 6/7/2022 - 9/18/2022	EUT Type: Tablet Device	Page 199 of 405

V 10.5 12/15/2021

7.6.1 Antenna 3c Radiated Spurious Emission

RU26 / RU52



Plot 7-565. RSE above 1GHz Antenna 3c (11ax - Ch.36 - RU26)

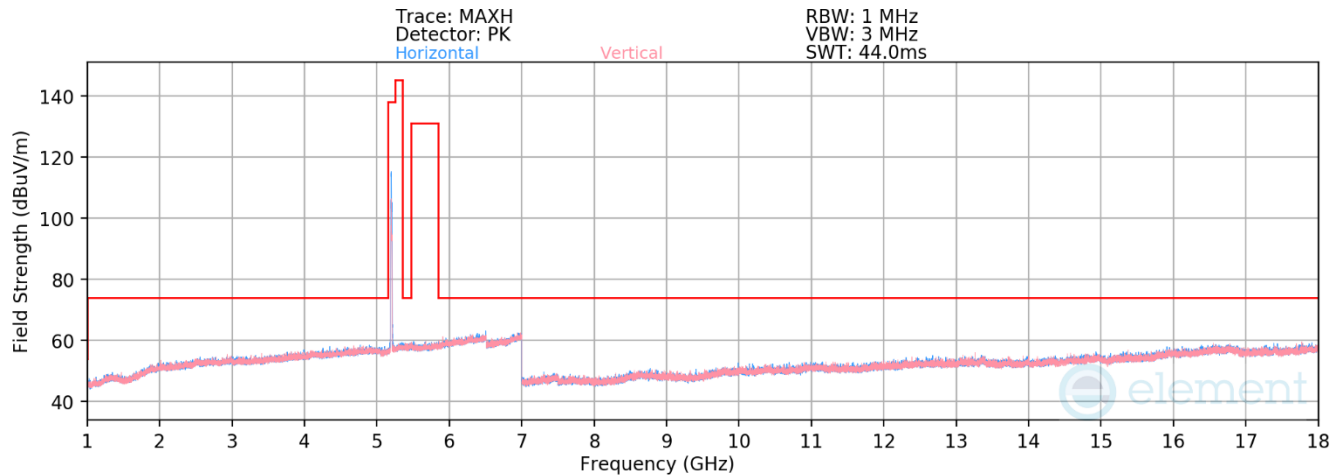
Mode: 802.11ax (20MHz BW)
Data Rate: MCS11
RU Index: 4
Distance of Measurements: 3 Meters
Operating Frequency: 5180MHz
Channel: 36

Frequency [MHz]	Detector	Ant. Pol. [H/V]	Antenna Height [cm]	Turntable Azimuth [degree]	Analyzer Level [dBm]	AFCL [dB/m]	Field Strength [dBμV/m]	Limit [dBμV/m]	Margin [dB]
10360.00	Peak	H	-	-	-71.74	13.87	49.13	68.20	-19.07
* 15540.00	Average	H	-	-	-84.17	19.14	41.97	53.98	-12.01
* 15540.00	Peak	H	-	-	-72.44	19.14	53.70	73.98	-20.28

Table 7-165. Radiated Measurements Antenna 3c (RU26)

FCC ID: BCGA2757 IC: 579C-A2757		MEASUREMENT REPORT (CERTIFICATION)	Approved by: Technical Manager
Test Report S/N: 1C2205090023-17.BCG	Test Dates: 6/7/2022 - 9/18/2022	EUT Type: Tablet Device	Page 200 of 405

V 10.5 12/15/2021



Plot 7-566. RSE above 1GHz Antenna 3c (11ax – Ch.40 – RU26)

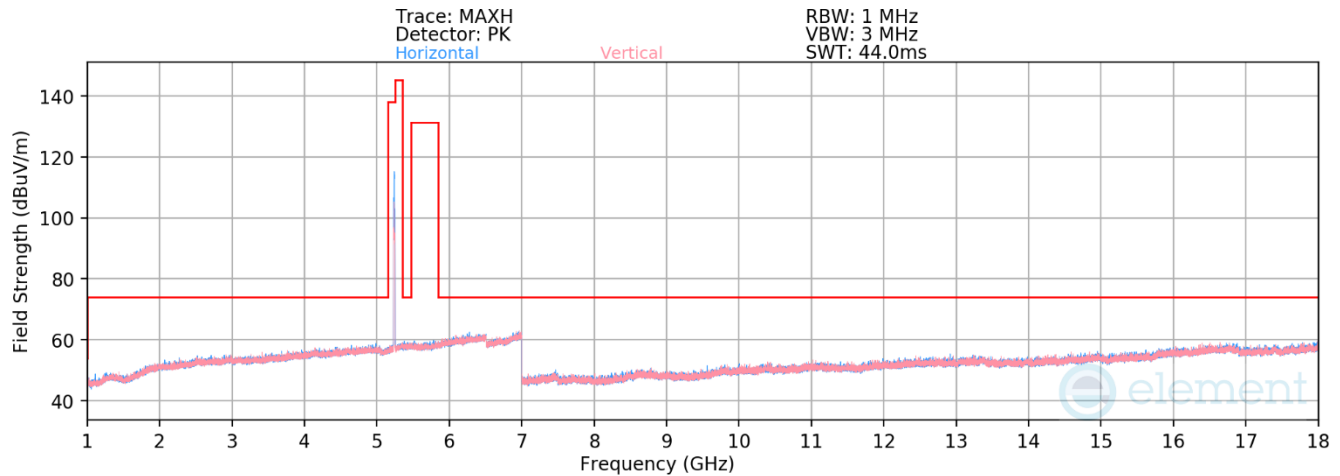
Mode: 802.11ax (20MHz BW)
Data Rate: MCS11
RU Index: 4
Distance of Measurements: 3 Meters
Operating Frequency: 5200MHz
Channel: 40

Frequency [MHz]	Detector	Ant. Pol. [H/V]	Antenna Height [cm]	Turntable Azimuth [degree]	Analyzer Level [dBm]	AFCL [dB/m]	Field Strength [dBμV/m]	Limit [dBμV/m]	Margin [dB]
10400.00	Peak	H	-	-	-71.64	14.29	49.65	68.20	-18.55
* 15600.00	Average	H	-	-	-83.89	19.18	42.29	53.98	-11.69
* 15600.00	Peak	H	-	-	-73.33	19.18	52.85	73.98	-21.13

Table 7-166. Radiated Measurements Antenna 3c (RU26)

FCC ID: BCGA2757 IC: 579C-A2757		MEASUREMENT REPORT (CERTIFICATION)	Approved by: Technical Manager
Test Report S/N: 1C2205090023-17.BCG	Test Dates: 6/7/2022 - 9/18/2022	EUT Type: Tablet Device	Page 201 of 405

V 10.5 12/15/2021



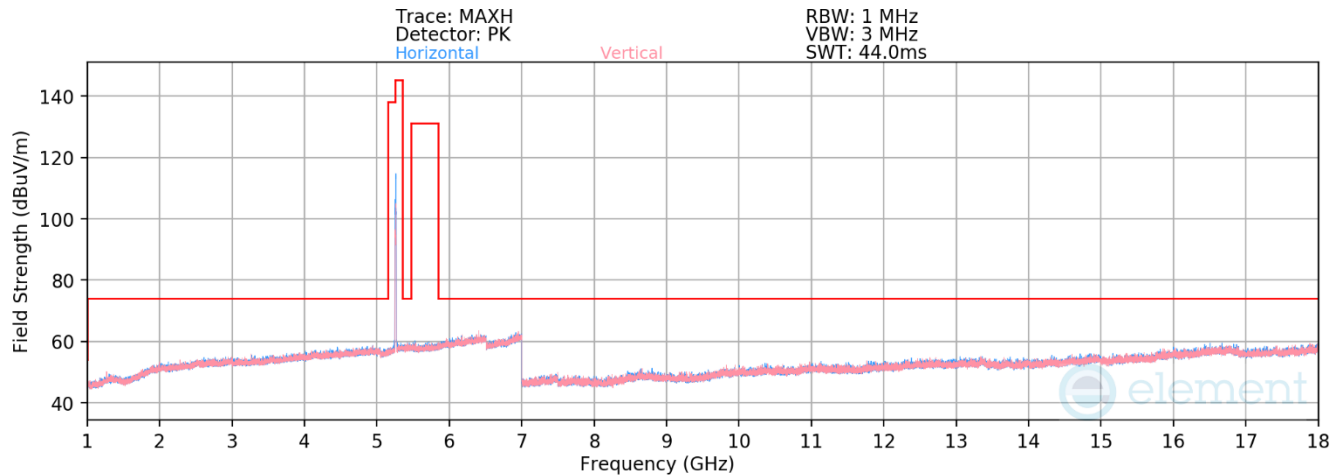
Plot 7-567. RSE above 1GHz Antenna 3c (11ax – Ch.48 – RU26)

Mode: 802.11ax (20MHz BW)
Data Rate: MCS11
RU Index: 4
Distance of Measurements: 3 Meters
Operating Frequency: 5240MHz
Channel: 48

Frequency [MHz]	Detector	Ant. Pol. [H/V]	Antenna Height [cm]	Turntable Azimuth [degree]	Analyzer Level [dBm]	AFCL [dB/m]	Field Strength [dBμV/m]	Limit [dBμV/m]	Margin [dB]
10480.00	Peak	H	-	-	-70.77	13.80	50.03	68.20	-18.17
* 15720.00	Average	H	-	-	-84.12	19.44	42.32	53.98	-11.66
* 15720.00	Peak	H	-	-	-72.47	19.44	53.97	73.98	-20.01

Table 7-167. Radiated Measurements Antenna 3c (RU26)

FCC ID: BCGA2757 IC: 579C-A2757		MEASUREMENT REPORT (CERTIFICATION)	Approved by: Technical Manager
Test Report S/N: 1C2205090023-17.BCG	Test Dates: 6/7/2022 - 9/18/2022	EUT Type: Tablet Device	Page 202 of 405



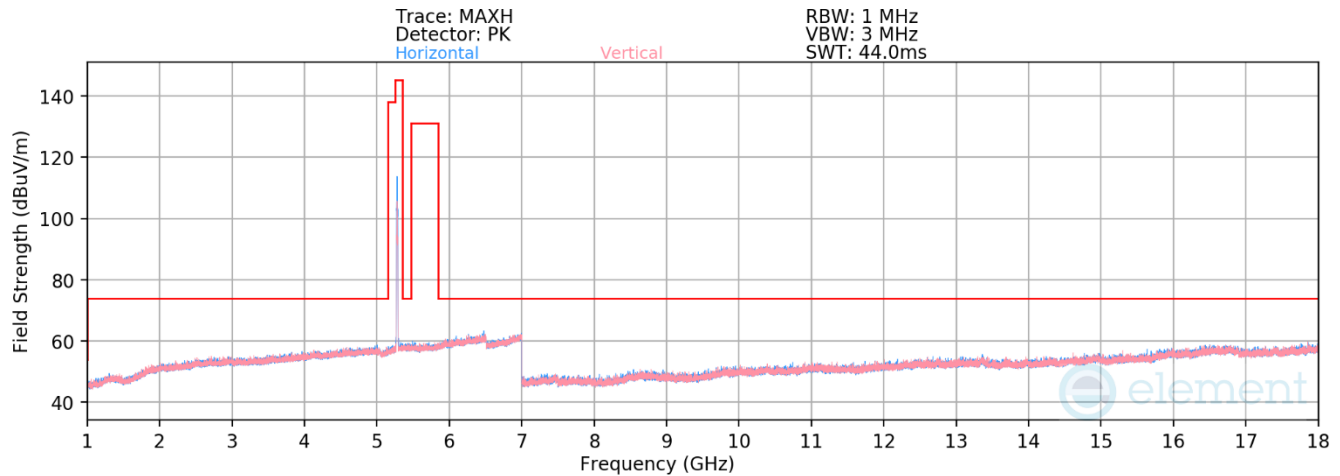
Plot 7-568. RSE above 1GHz Antenna 3c (11ax – Ch.52 – RU52)

Mode: 802.11ax (20MHz BW)
Data Rate: MCS11
RU Index: 38
Distance of Measurements: 3 Meters
Operating Frequency: 5260MHz
Channel: 52

Frequency [MHz]	Detector	Ant. Pol. [H/V]	Antenna Height [cm]	Turntable Azimuth [degree]	Analyzer Level [dBm]	AFCL [dB/m]	Field Strength [dBuV/m]	Limit [dBuV/m]	Margin [dB]
10520.00	Peak	H	-	-	-70.98	14.24	50.26	68.20	-17.94
* 15780.00	Average	H	-	-	-84.10	19.90	42.80	53.98	-11.18
* 15780.00	Peak	H	-	-	-72.57	19.90	54.33	73.98	-19.65

Table 7-168. Radiated Measurements Antenna 3c (RU52)

FCC ID: BCGA2757 IC: 579C-A2757		MEASUREMENT REPORT (CERTIFICATION)	Approved by: Technical Manager
Test Report S/N: 1C2205090023-17.BCG	Test Dates: 6/7/2022 - 9/18/2022	EUT Type: Tablet Device	Page 203 of 405



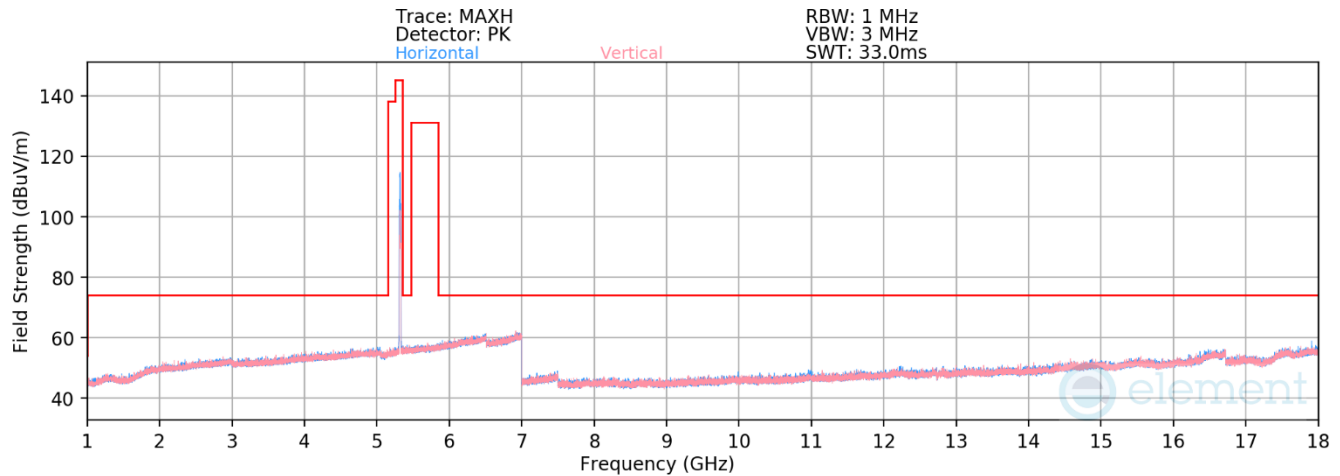
Plot 7-569. RSE above 1GHz Antenna 3c (11ax – Ch.56 – RU52)

Mode: 802.11ax (20MHz BW)
Data Rate: MCS11
RU Index: 38
Distance of Measurements: 3 Meters
Operating Frequency: 5280MHz
Channel: 56

Frequency [MHz]	Detector	Ant. Pol. [H/V]	Antenna Height [cm]	Turntable Azimuth [degree]	Analyzer Level [dBm]	AFCL [dB/m]	Field Strength [dBμV/m]	Limit [dBμV/m]	Margin [dB]
10560.00	Peak	H	-	-	-71.40	14.52	50.12	68.20	-18.08
* 15840.00	Average	H	-	-	-83.88	19.71	42.83	53.98	-11.15
* 15840.00	Peak	H	-	-	-72.78	19.71	53.93	73.98	-20.05

Table 7-169. Radiated Measurements Antenna 3c (RU52)

FCC ID: BCGA2757 IC: 579C-A2757		MEASUREMENT REPORT (CERTIFICATION)	Approved by: Technical Manager
Test Report S/N: 1C2205090023-17.BCG	Test Dates: 6/7/2022 - 9/18/2022	EUT Type: Tablet Device	Page 204 of 405



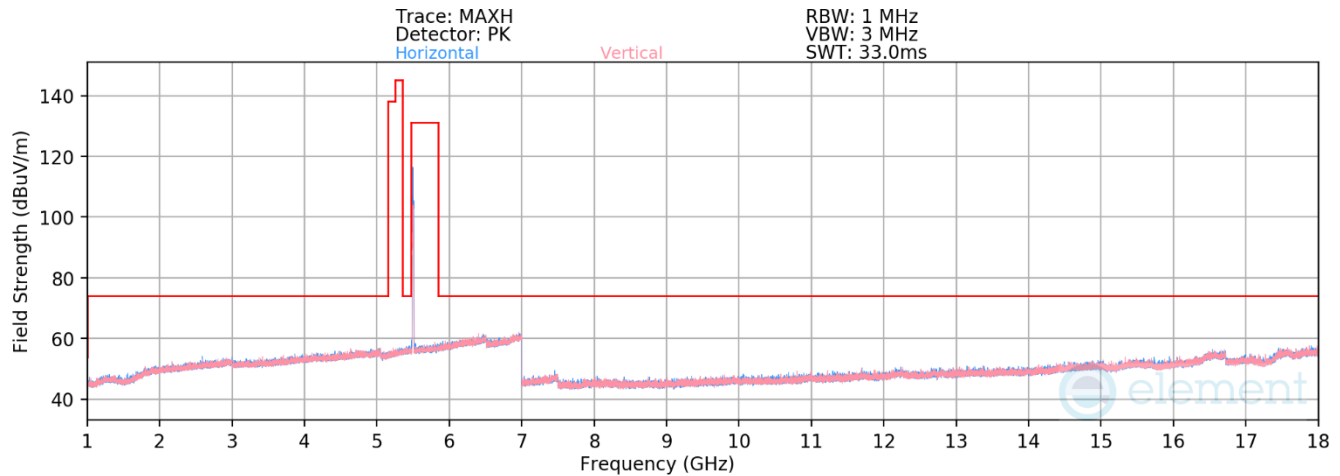
Plot 7-570. RSE above 1GHz Antenna 3c (11ax – Ch.64 – RU52)

Mode: 802.11ax (20MHz BW)
Data Rate: MCS11
RU Index: 38
Distance of Measurements: 3 Meters
Operating Frequency: 5320MHz
Channel: 64

Frequency [MHz]	Detector	Ant. Pol. [H/V]	Antenna Height [cm]	Turntable Azimuth [degree]	Analyzer Level [dBm]	AFCL [dB/m]	Field Strength [dBμV/m]	Limit [dBμV/m]	Margin [dB]
* 10640.00	Average	H	-	-	-80.64	10.13	36.49	53.98	-17.49
* 10640.00	Peak	H	-	-	-68.17	10.13	48.96	73.98	-25.02
* 15960.00	Average	H	-	-	-81.76	14.94	40.18	53.98	-13.80
* 15960.00	Peak	H	-	-	-70.71	14.94	51.23	73.98	-22.75

Table 7-170. Radiated Measurements Antenna 3c (RU52)

FCC ID: BCGA2757 IC: 579C-A2757		MEASUREMENT REPORT (CERTIFICATION)	Approved by: Technical Manager
Test Report S/N: 1C2205090023-17.BCG	Test Dates: 6/7/2022 - 9/18/2022	EUT Type: Tablet Device	Page 205 of 405



Plot 7-571. RSE above 1GHz Antenna 3c (11ax – Ch.100 – RU52)

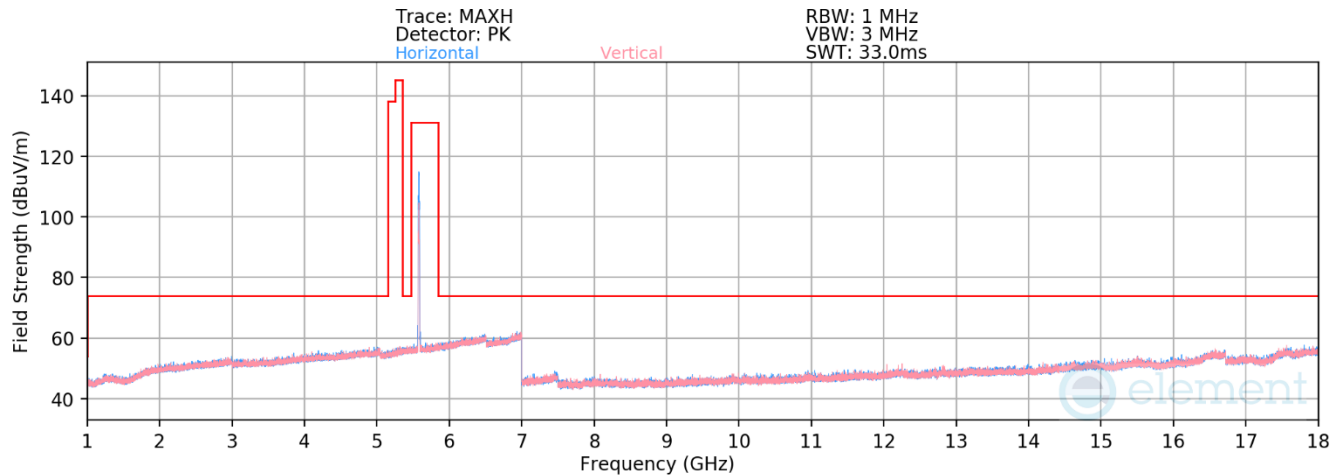
Mode: 802.11ax (20MHz BW)
Data Rate: MCS11
RU Index: 38
Distance of Measurements: 3 Meters
Operating Frequency: 5500MHz
Channel: 100

Frequency [MHz]	Detector	Ant. Pol. [H/V]	Antenna Height [cm]	Turntable Azimuth [degree]	Analyzer Level [dBm]	AFCL [dB/m]	Field Strength [dBuV/m]	Limit [dBuV/m]	Margin [dB]
* 11000.00	Average	H	-	-	-80.52	10.96	37.44	53.98	-16.54
* 11000.00	Peak	H	-	-	-68.91	10.96	49.05	73.98	-24.93
16500.00	Peak	H	-	-	-71.81	17.98	53.17	68.20	-15.03

Table 7-171. Radiated Measurements Antenna 3c (RU52)

FCC ID: BCGA2757 IC: 579C-A2757		MEASUREMENT REPORT (CERTIFICATION)	Approved by: Technical Manager
Test Report S/N: 1C2205090023-17.BCG	Test Dates: 6/7/2022 - 9/18/2022	EUT Type: Tablet Device	Page 206 of 405

V 10.5 12/15/2021



Plot 7-572. RSE above 1GHz Antenna 3c (11ax – Ch.116 – RU52)

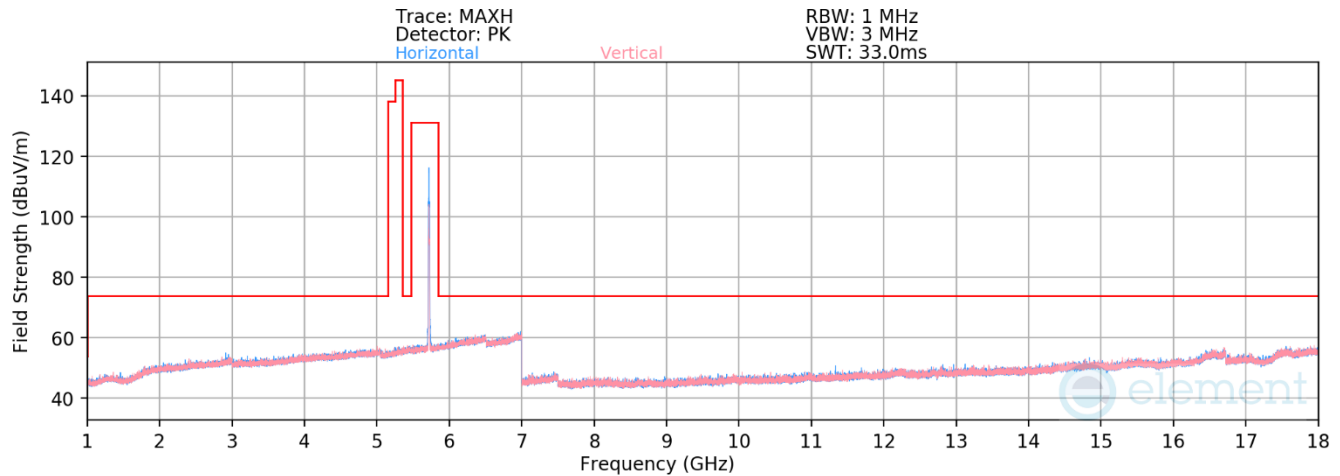
Mode: 802.11ax (20MHz BW)
Data Rate: MCS11
RU Index: 38
Distance of Measurements: 3 Meters
Operating Frequency: 5580MHz
Channel: 116

Frequency [MHz]	Detector	Ant. Pol. [H/V]	Antenna Height [cm]	Turntable Azimuth [degree]	Analyzer Level [dBm]	AFCL [dB/m]	Field Strength [dBμV/m]	Limit [dBμV/m]	Margin [dB]
* 11160.00	Average	H	-	-	-80.63	10.39	36.76	53.98	-17.22
* 11160.00	Peak	H	-	-	-69.06	10.39	48.33	73.98	-25.65
16740.00	Peak	H	-	-	-72.05	17.57	52.52	68.20	-15.68

Table 7-172. Radiated Measurements Antenna 3c (RU52)

FCC ID: BCGA2757 IC: 579C-A2757		MEASUREMENT REPORT (CERTIFICATION)	Approved by: Technical Manager
Test Report S/N: 1C2205090023-17.BCG	Test Dates: 6/7/2022 - 9/18/2022	EUT Type: Tablet Device	Page 207 of 405

V 10.5 12/15/2021



Plot 7-573. RSE above 1GHz Antenna 3c (11ax – Ch.144 – RU52)

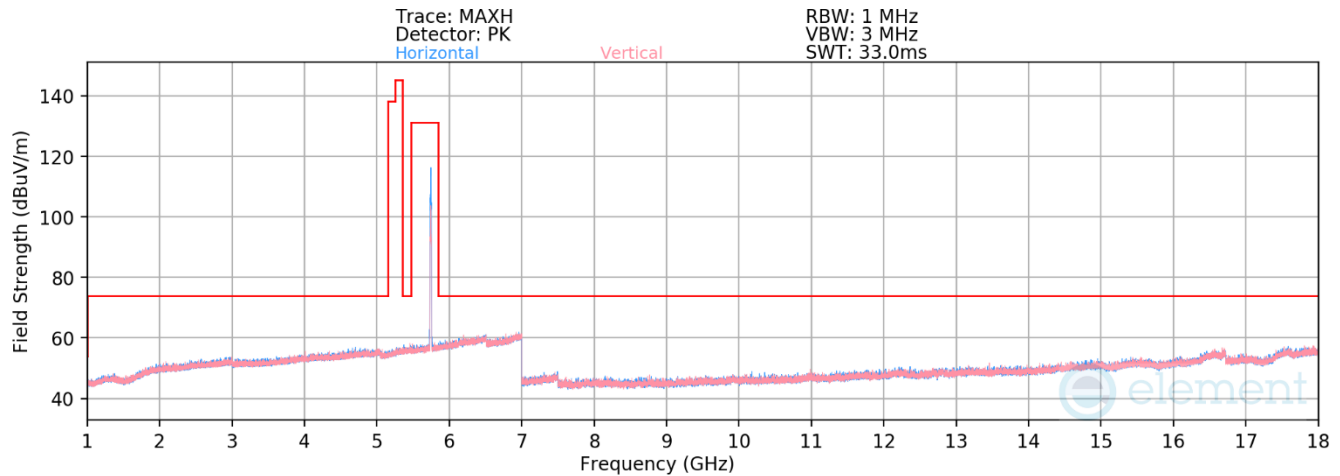
Mode: 802.11ax (20MHz BW)
Data Rate: MCS11
RU Index: 38
Distance of Measurements: 3 Meters
Operating Frequency: 5720MHz
Channel: 144

	Frequency [MHz]	Detector	Ant. Pol. [H/V]	Antenna Height [cm]	Turntable Azimuth [degree]	Analyzer Level [dBm]	AFCL [dB/m]	Field Strength [dBμV/m]	Limit [dBμV/m]	Margin [dB]
*	11440.00	Average	H	-	-	-80.97	10.79	36.82	53.98	-17.16
*	11440.00	Peak	H	-	-	-69.40	10.79	48.39	73.98	-25.59
	17160.00	Peak	H	-	-	-71.82	18.62	53.80	68.20	-14.40

Table 7-173. Radiated Measurements Antenna 3c (RU52)

FCC ID: BCGA2757 IC: 579C-A2757		MEASUREMENT REPORT (CERTIFICATION)	Approved by: Technical Manager
Test Report S/N: 1C2205090023-17.BCG	Test Dates: 6/7/2022 - 9/18/2022	EUT Type: Tablet Device	Page 208 of 405

V 10.5 12/15/2021



Plot 7-574. RSE above 1GHz Antenna 3c (11ax – Ch.149 – RU26)

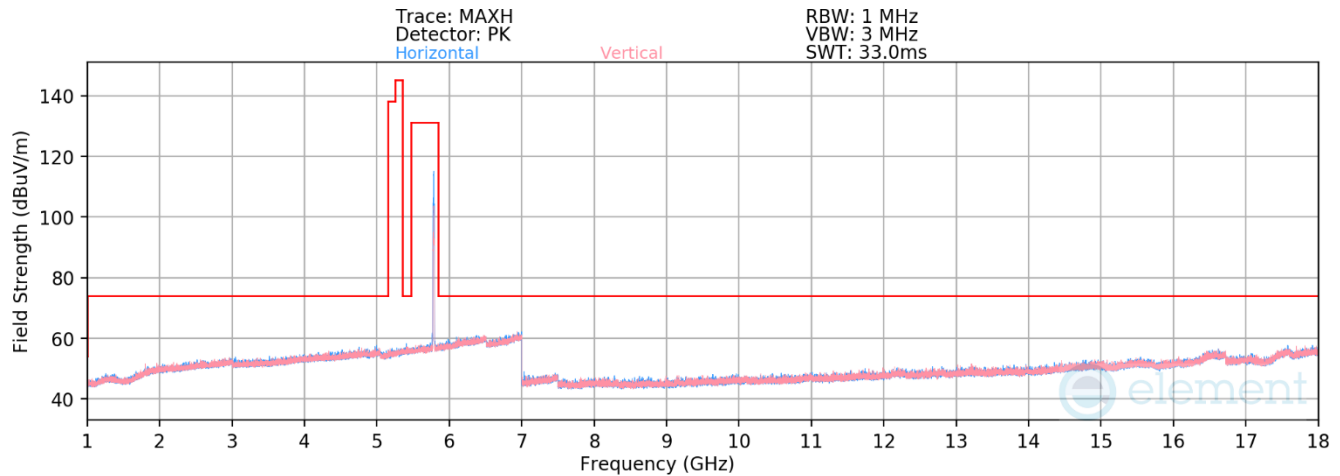
Mode: 802.11ax (20MHz BW)
Data Rate: MCS11
RU Index: 4
Distance of Measurements: 3 Meters
Operating Frequency: 5745MHz
Channel: 149

Frequency [MHz]	Detector	Ant. Pol. [H/V]	Antenna Height [cm]	Turntable Azimuth [degree]	Analyzer Level [dBm]	AFCL [dB/m]	Field Strength [dBuV/m]	Limit [dBuV/m]	Margin [dB]
* 11490.00	Average	H	-	-	-80.70	10.82	37.12	53.98	-16.86
* 11490.00	Peak	H	-	-	-69.60	10.82	48.22	73.98	-25.76
17235.00	Peak	H	-	-	-71.97	18.44	53.47	68.20	-14.73

Table 7-174. Radiated Measurements Antenna 3c (RU26)

FCC ID: BCGA2757 IC: 579C-A2757		MEASUREMENT REPORT (CERTIFICATION)	Approved by: Technical Manager
Test Report S/N: 1C2205090023-17.BCG	Test Dates: 6/7/2022 - 9/18/2022	EUT Type: Tablet Device	Page 209 of 405

V 10.5 12/15/2021



Plot 7-575. RSE above 1GHz Antenna 3c (11ax – Ch.157 – RU26)

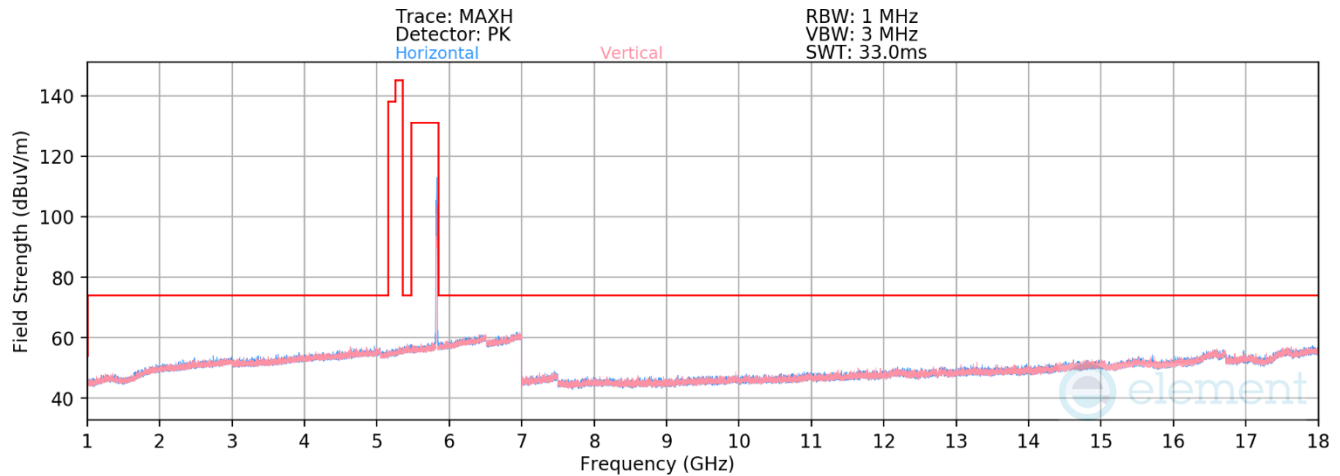
Mode: 802.11ax (20MHz BW)
Data Rate: MCS11
RU Index: 4
Distance of Measurements: 3 Meters
Operating Frequency: 5785MHz
Channel: 157

Frequency [MHz]	Detector	Ant. Pol. [H/V]	Antenna Height [cm]	Turntable Azimuth [degree]	Analyzer Level [dBm]	AFCL [dB/m]	Field Strength [dBuV/m]	Limit [dBuV/m]	Margin [dB]
* 11570.00	Average	H	-	-	-80.92	10.97	37.05	53.98	-16.93
* 11570.00	Peak	H	-	-	-69.42	10.97	48.55	73.98	-25.43
17355.00	Peak	H	-	-	-72.73	19.31	53.58	68.20	-14.62

Table 7-175. Radiated Measurements Antenna 3a (RU26)

FCC ID: BCGA2757 IC: 579C-A2757		MEASUREMENT REPORT (CERTIFICATION)	Approved by: Technical Manager
Test Report S/N: 1C2205090023-17.BCG	Test Dates: 6/7/2022 - 9/18/2022	EUT Type: Tablet Device	Page 210 of 405

V 10.5 12/15/2021



Plot 7-576. RSE above 1GHz Antenna 3c (11ax – Ch.165 – RU26)

Mode: 802.11ax (20MHz BW)
Data Rate: MCS11
RU Index: 4
Distance of Measurements: 3 Meters
Operating Frequency: 5825MHz
Channel: 165

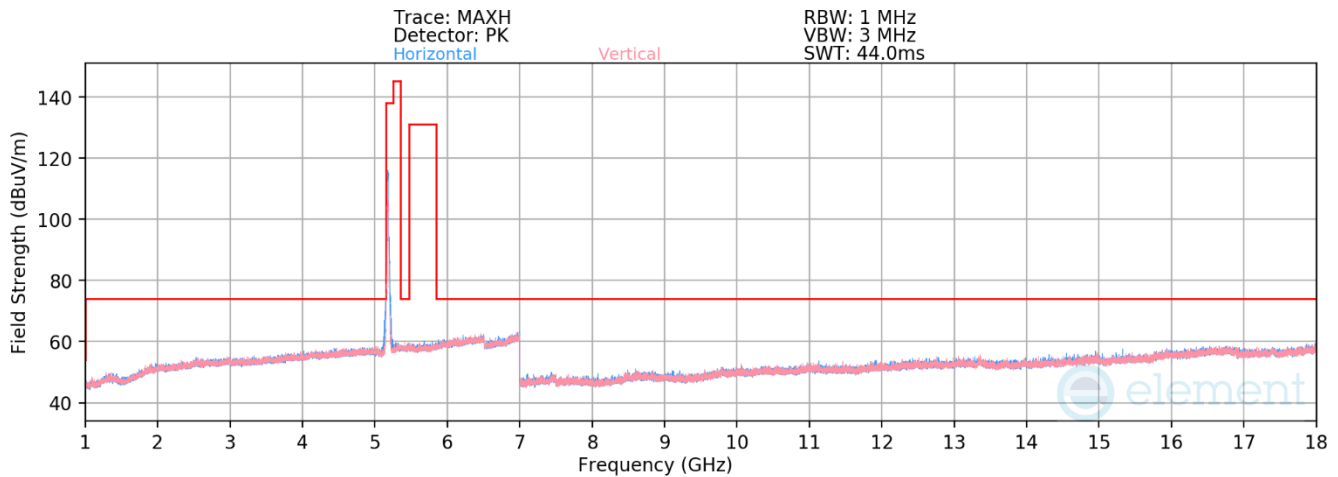
Frequency [MHz]	Detector	Ant. Pol. [H/V]	Antenna Height [cm]	Turntable Azimuth [degree]	Analyzer Level [dBm]	AFCL [dB/m]	Field Strength [dBμV/m]	Limit [dBμV/m]	Margin [dB]
* 11650.00	Average	H	-	-	-80.69	11.13	37.44	53.98	-16.54
* 11650.00	Peak	H	-	-	-69.07	11.13	49.06	73.98	-24.92
17475.00	Peak	H	-	-	-73.33	21.67	55.34	68.20	-12.86

Table 7-176. Radiated Measurements Antenna 3c (RU26)

FCC ID: BCGA2757 IC: 579C-A2757		MEASUREMENT REPORT (CERTIFICATION)	Approved by: Technical Manager
Test Report S/N: 1C2205090023-17.BCG	Test Dates: 6/7/2022 - 9/18/2022	EUT Type: Tablet Device	Page 211 of 405

V 10.5 12/15/2021

RU242



Plot 7-577. RSE above 1GHz Antenna 3c (11ax – Ch.36 – RU242)

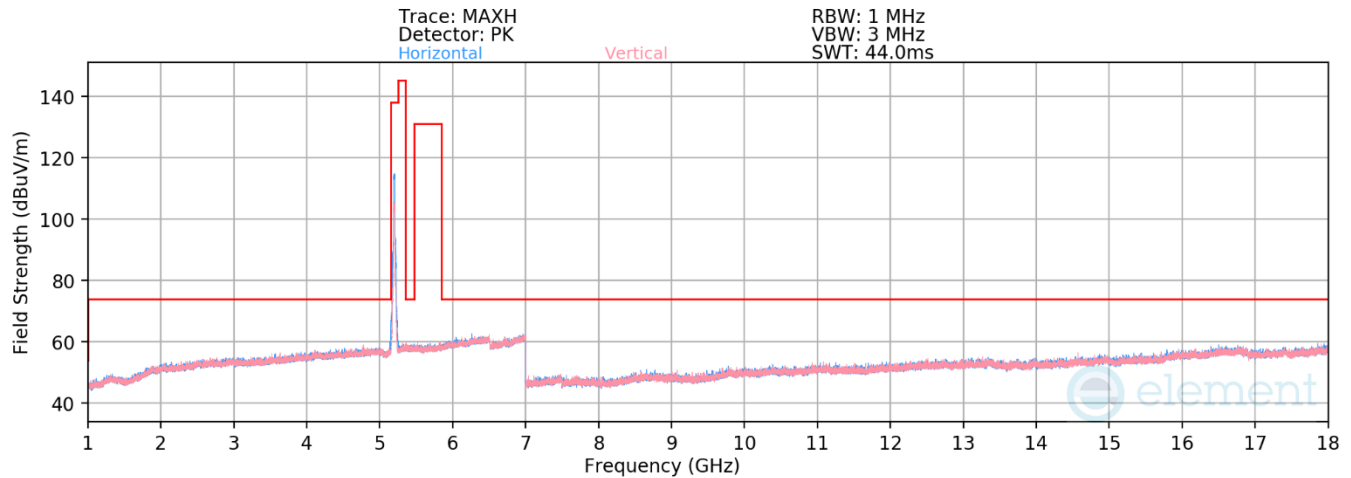
Mode: 802.11ax (20MHz BW)
Data Rate: MCS11
RU Index: 61
Distance of Measurements: 3 Meters
Operating Frequency: 5180MHz
Channel: 36

Frequency [MHz]	Detector	Ant. Pol. [H/V]	Antenna Height [cm]	Turntable Azimuth [degree]	Analyzer Level [dBm]	AFCL [dB/m]	Field Strength [dBuV/m]	Limit [dBuV/m]	Margin [dB]
10360.00	Peak	H	-	-	-70.65	13.87	50.22	68.20	-17.98
* 15540.00	Average	H	-	-	-84.24	19.14	41.90	53.98	-12.08
* 15540.00	Peak	H	-	-	-72.66	19.14	53.48	73.98	-20.50

Table 7-177. Radiated Measurements Antenna 3c (RU242)

FCC ID: BCGA2757 IC: 579C-A2757		MEASUREMENT REPORT (CERTIFICATION)	Approved by: Technical Manager
Test Report S/N: 1C2205090023-17.BCG	Test Dates: 6/7/2022 - 9/18/2022	EUT Type: Tablet Device	Page 212 of 405

V 10.5 12/15/2021



Plot 7-578. RSE above 1GHz Antenna 3c (11ax – Ch.40 – RU242)

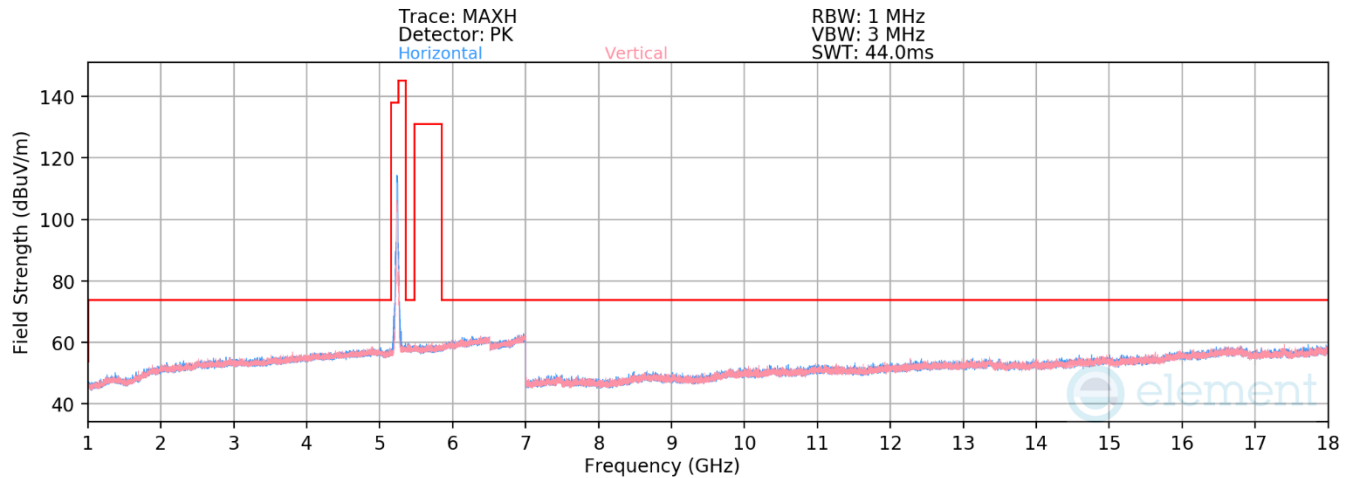
Mode: 802.11ax (20MHz BW)
Data Rate: MCS11
RU Index: 61
Distance of Measurements: 3 Meters
Operating Frequency: 5200MHz
Channel: 40

Frequency [MHz]	Detector	Ant. Pol. [H/V]	Antenna Height [cm]	Turntable Azimuth [degree]	Analyzer Level [dBm]	AFCL [dB/m]	Field Strength [dBuV/m]	Limit [dBuV/m]	Margin [dB]
10400.00	Peak	H	-	-	-71.50	14.29	49.79	68.20	-18.41
* 15600.00	Average	H	-	-	-84.25	19.18	41.93	53.98	-12.05
* 15600.00	Peak	H	-	-	-72.86	19.18	53.32	73.98	-20.66

Table 7-178. Radiated Measurements Antenna 3c (RU242)

FCC ID: BCGA2757 IC: 579C-A2757		MEASUREMENT REPORT (CERTIFICATION)	Approved by: Technical Manager
Test Report S/N: 1C2205090023-17.BCG	Test Dates: 6/7/2022 - 9/18/2022	EUT Type: Tablet Device	Page 213 of 405

V 10.5 12/15/2021



Plot 7-579. RSE above 1GHz Antenna 3c (11ax – Ch.48 – RU242)

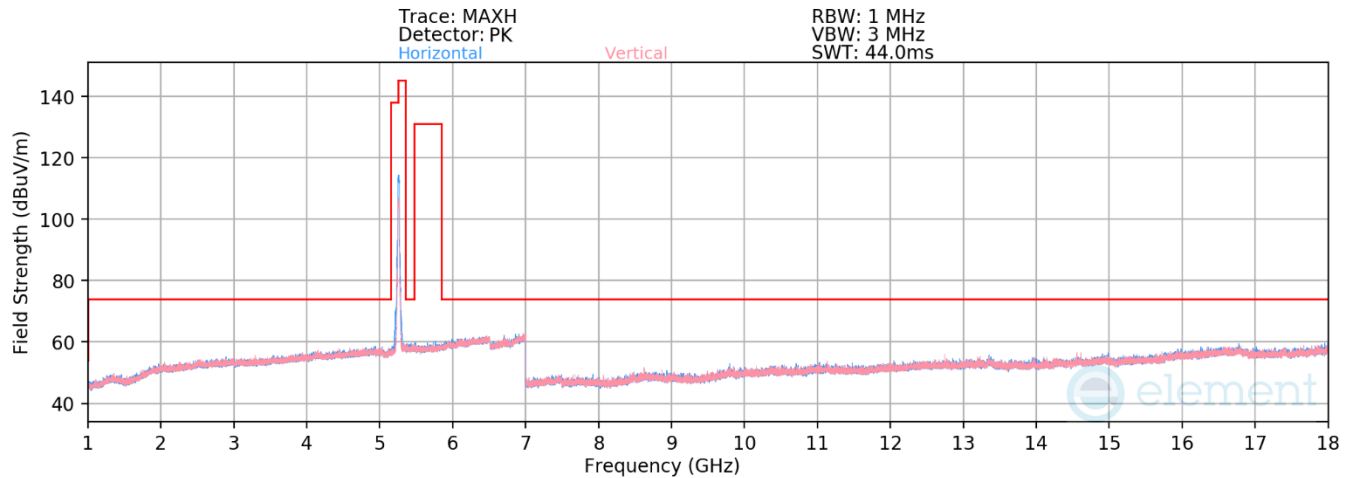
Mode: 802.11ax (20MHz BW)
Data Rate: MCS11
RU Index: 61
Distance of Measurements: 3 Meters
Operating Frequency: 5240MHz
Channel: 48

Frequency [MHz]	Detector	Ant. Pol. [H/V]	Antenna Height [cm]	Turntable Azimuth [degree]	Analyzer Level [dBm]	AFCL [dB/m]	Field Strength [dBuV/m]	Limit [dBuV/m]	Margin [dB]
10480.00	Peak	H	-	-	-70.87	13.80	49.93	68.20	-18.27
* 15720.00	Average	H	-	-	-84.29	19.44	42.15	53.98	-11.83
* 15720.00	Peak	H	-	-	-73.40	19.44	53.04	73.98	-20.94

Table 7-179. Radiated Measurements Antenna 3c (RU242)

FCC ID: BCGA2757 IC: 579C-A2757		MEASUREMENT REPORT (CERTIFICATION)	Approved by: Technical Manager
Test Report S/N: 1C2205090023-17.BCG	Test Dates: 6/7/2022 - 9/18/2022	EUT Type: Tablet Device	Page 214 of 405

V 10.5 12/15/2021



Plot 7-580. RSE above 1GHz Antenna 3c (11ax – Ch.52 – RU242)

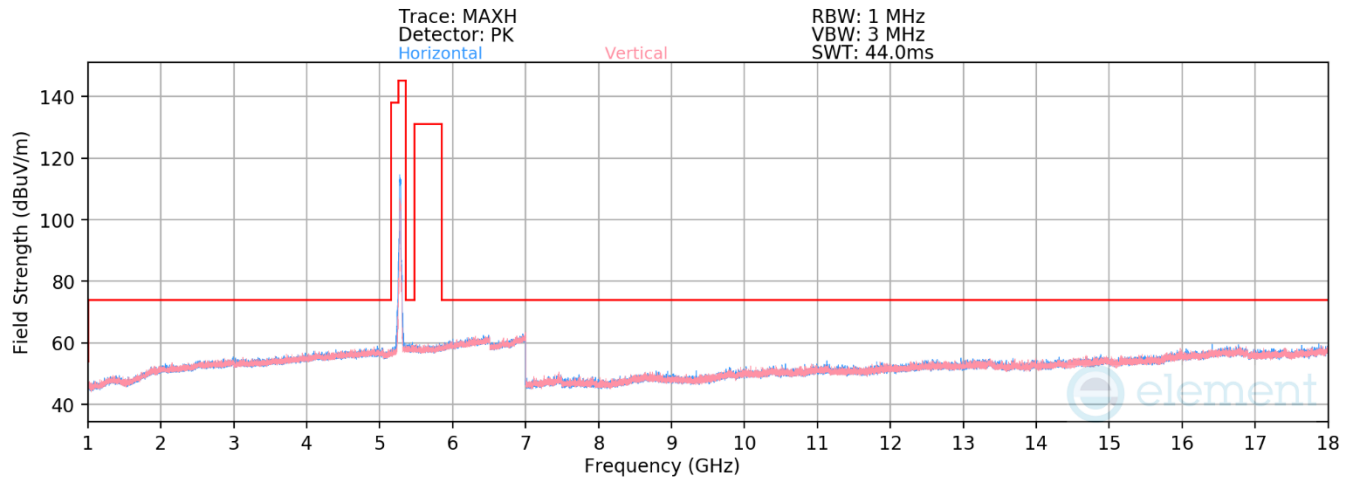
Mode: 802.11ax (20MHz BW)
Data Rate: MCS11
RU Index: 61
Distance of Measurements: 3 Meters
Operating Frequency: 5260MHz
Channel: 52

Frequency [MHz]	Detector	Ant. Pol. [H/V]	Antenna Height [cm]	Turntable Azimuth [degree]	Analyzer Level [dBm]	AFCL [dB/m]	Field Strength [dBuV/m]	Limit [dBuV/m]	Margin [dB]
10520.00	Peak	H	-	-	-71.27	14.24	49.97	68.20	-18.23
* 15780.00	Average	H	-	-	-84.02	19.90	42.88	53.98	-11.10
* 15780.00	Peak	H	-	-	-73.17	19.90	53.73	73.98	-20.25

Table 7-180. Radiated Measurements Antenna 3c (RU242)

FCC ID: BCGA2757 IC: 579C-A2757		MEASUREMENT REPORT (CERTIFICATION)	Approved by: Technical Manager
Test Report S/N: 1C2205090023-17.BCG	Test Dates: 6/7/2022 - 9/18/2022	EUT Type: Tablet Device	Page 215 of 405

V 10.5 12/15/2021



Plot 7-581. RSE above 1GHz Antenna 3c (11ax – Ch.56 – RU242)

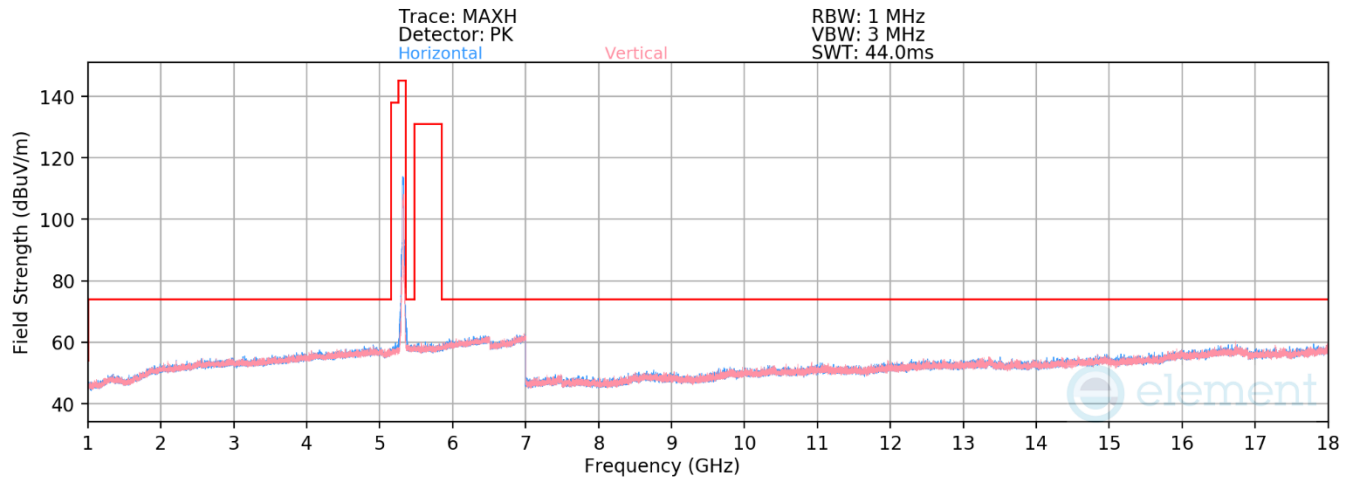
Mode: 802.11ax (20MHz BW)
Data Rate: MCS11
RU Index: 61
Distance of Measurements: 3 Meters
Operating Frequency: 5280MHz
Channel: 56

Frequency [MHz]	Detector	Ant. Pol. [H/V]	Antenna Height [cm]	Turntable Azimuth [degree]	Analyzer Level [dBm]	AFCL [dB/m]	Field Strength [dBuV/m]	Limit [dBuV/m]	Margin [dB]
10560.00	Peak	H	-	-	-71.72	14.52	49.80	68.20	-18.40
* 15840.00	Average	H	-	-	-83.96	19.71	42.75	53.98	-11.23
* 15840.00	Peak	H	-	-	-72.63	19.71	54.08	73.98	-19.90

Table 7-181. Radiated Measurements Antenna 3c (RU242)

FCC ID: BCGA2757 IC: 579C-A2757		MEASUREMENT REPORT (CERTIFICATION)	Approved by: Technical Manager
Test Report S/N: 1C2205090023-17.BCG	Test Dates: 6/7/2022 - 9/18/2022	EUT Type: Tablet Device	Page 216 of 405

V 10.5 12/15/2021



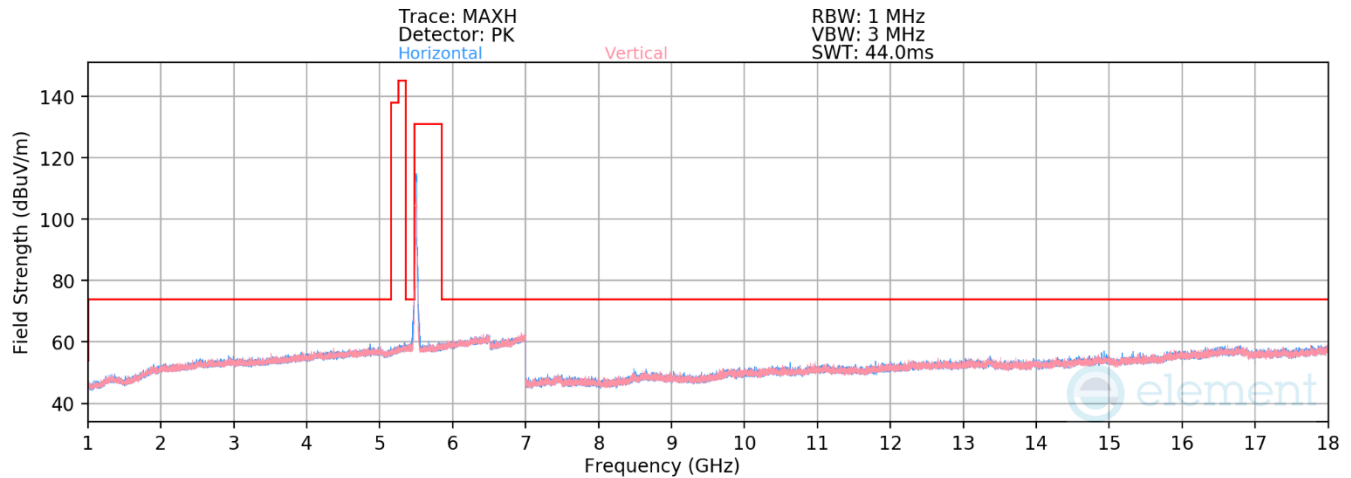
Plot 7-582. RSE above 1GHz Antenna 3c (11ax – Ch.64 – RU242)

Mode: 802.11ax (20MHz BW)
Data Rate: MCS11
RU Index: 61
Distance of Measurements: 3 Meters
Operating Frequency: 5320MHz
Channel: 64

Frequency [MHz]	Detector	Ant. Pol. [H/V]	Antenna Height [cm]	Turntable Azimuth [degree]	Analyzer Level [dBm]	AFCL [dB/m]	Field Strength [dBuV/m]	Limit [dBuV/m]	Margin [dB]
* 10640.00	Average	H	-	-	-82.28	13.84	38.56	53.98	-15.42
* 10640.00	Peak	H	-	-	-71.00	13.84	49.84	73.98	-24.14
* 15960.00	Average	H	-	-	-83.74	19.93	43.19	53.98	-10.79
* 15960.00	Peak	H	-	-	-72.54	19.93	54.39	73.98	-19.59

Table 7-182. Radiated Measurements Antenna 3c (RU242)

FCC ID: BCGA2757 IC: 579C-A2757		MEASUREMENT REPORT (CERTIFICATION)	Approved by: Technical Manager
Test Report S/N: 1C2205090023-17.BCG	Test Dates: 6/7/2022 - 9/18/2022	EUT Type: Tablet Device	Page 217 of 405



Plot 7-583. RSE above 1GHz Antenna 3c (11ax – Ch.100 – RU242)

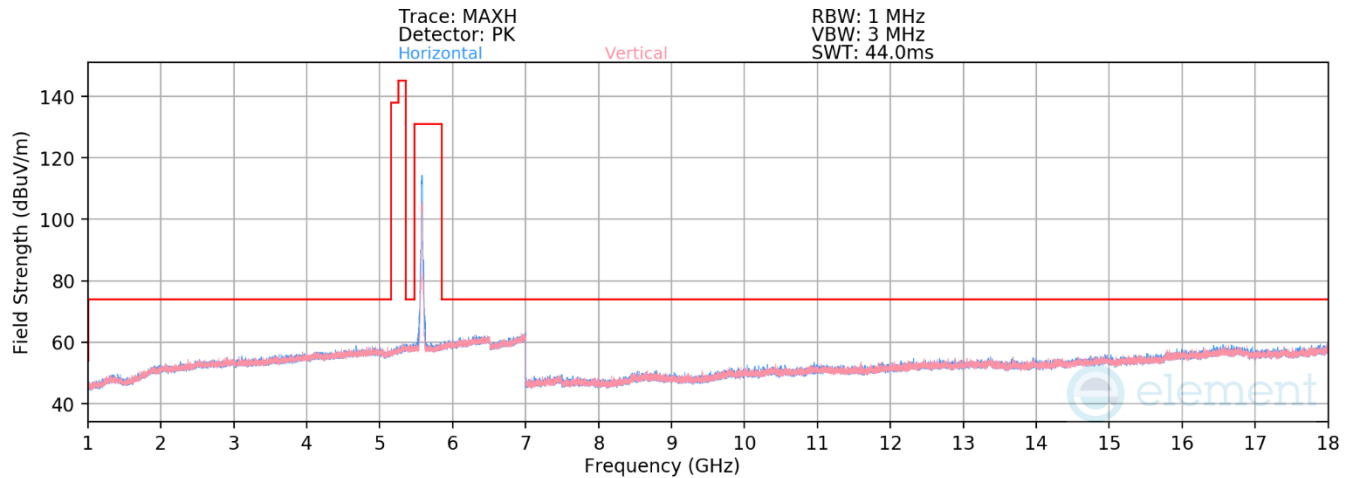
Mode: 802.11ax (20MHz BW)
Data Rate: MCS11
RU Index: 61
Distance of Measurements: 3 Meters
Operating Frequency: 5500MHz
Channel: 100

Frequency [MHz]	Detector	Ant. Pol. [H/V]	Antenna Height [cm]	Turntable Azimuth [degree]	Analyzer Level [dBm]	AFCL [dB/m]	Field Strength [dBuV/m]	Limit [dBuV/m]	Margin [dB]
* 11000.00	Average	H	-	-	-83.14	14.68	38.54	53.98	-15.44
* 11000.00	Peak	H	-	-	-71.55	14.68	50.13	73.98	-23.85
16500.00	Peak	H	-	-	-72.39	20.70	55.31	68.20	-12.89

Table 7-183. Radiated Measurements Antenna 3c (RU242)

FCC ID: BCGA2757 IC: 579C-A2757		MEASUREMENT REPORT (CERTIFICATION)	Approved by: Technical Manager
Test Report S/N: 1C2205090023-17.BCG	Test Dates: 6/7/2022 - 9/18/2022	EUT Type: Tablet Device	Page 218 of 405

V 10.5 12/15/2021



Plot 7-584. RSE above 1GHz Antenna 3c (11ax – Ch.116 – RU242)

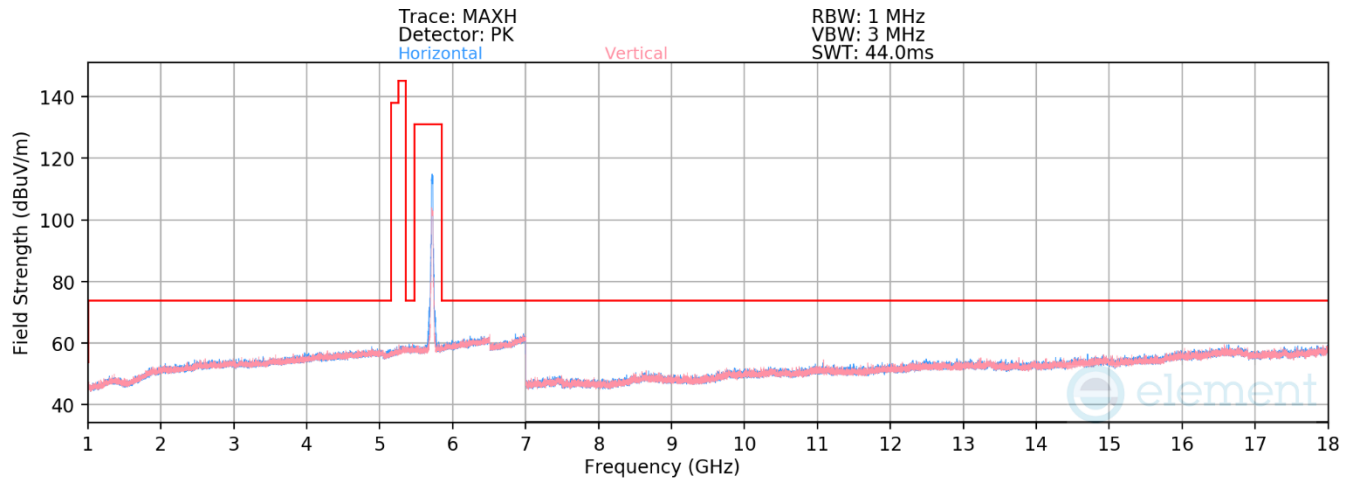
Mode: 802.11ax (20MHz BW)
Data Rate: MCS11
RU Index: 61
Distance of Measurements: 3 Meters
Operating Frequency: 5580MHz
Channel: 116

Frequency [MHz]	Detector	Ant. Pol. [H/V]	Antenna Height [cm]	Turntable Azimuth [degree]	Analyzer Level [dBm]	AFCL [dB/m]	Field Strength [dBuV/m]	Limit [dBuV/m]	Margin [dB]
* 11160.00	Average	H	-	-	-83.05	14.96	38.91	53.98	-15.07
* 11160.00	Peak	H	-	-	-71.76	14.96	50.20	73.98	-23.78
16740.00	Peak	H	-	-	-72.57	21.55	55.98	68.20	-12.22

Table 7-184. Radiated Measurements Antenna 3c (RU242)

FCC ID: BCGA2757 IC: 579C-A2757		MEASUREMENT REPORT (CERTIFICATION)	Approved by: Technical Manager
Test Report S/N: 1C2205090023-17.BCG	Test Dates: 6/7/2022 - 9/18/2022	EUT Type: Tablet Device	Page 219 of 405

V 10.5 12/15/2021



Plot 7-585. RSE above 1GHz Antenna 3c (11ax – Ch.144 – RU242)

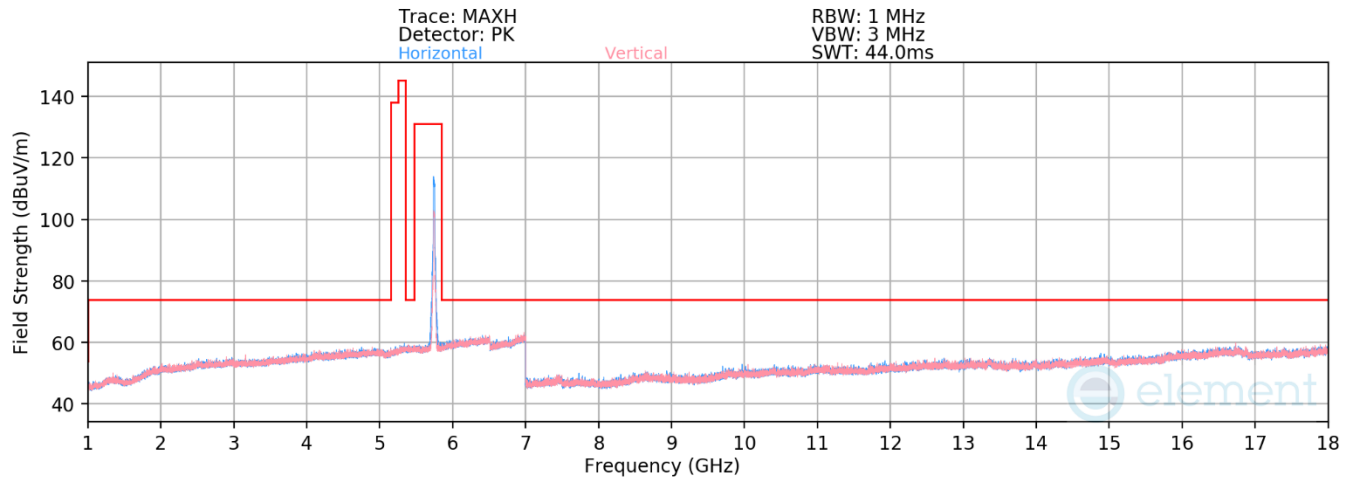
Mode: 802.11ax (20MHz BW)
Data Rate: MCS11
RU Index: 61
Distance of Measurements: 3 Meters
Operating Frequency: 5720MHz
Channel: 144

Frequency [MHz]	Detector	Ant. Pol. [H/V]	Antenna Height [cm]	Turntable Azimuth [degree]	Analyzer Level [dBm]	AFCL [dB/m]	Field Strength [dBuV/m]	Limit [dBuV/m]	Margin [dB]
* 11440.00	Average	H	-	-	-83.16	15.01	38.85	53.98	-15.13
* 11440.00	Peak	H	-	-	-71.58	15.01	50.43	73.98	-23.55
17160.00	Peak	H	-	-	-73.40	21.38	54.98	68.20	-13.22

Table 7-185. Radiated Measurements Antenna 3c (RU242)

FCC ID: BCGA2757 IC: 579C-A2757		MEASUREMENT REPORT (CERTIFICATION)	Approved by: Technical Manager
Test Report S/N: 1C2205090023-17.BCG	Test Dates: 6/7/2022 - 9/18/2022	EUT Type: Tablet Device	Page 220 of 405

V 10.5 12/15/2021



Plot 7-586. RSE above 1GHz Antenna 3c (11ax – Ch.149 – RU242)

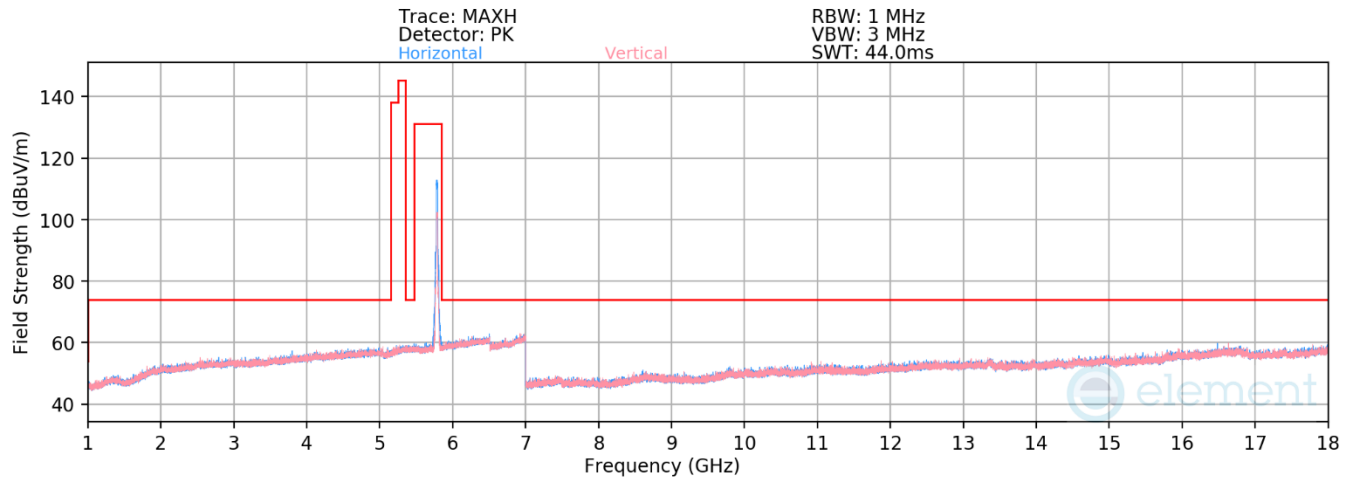
Mode: 802.11ax (20MHz BW)
Data Rate: MCS11
RU Index: 61
Distance of Measurements: 3 Meters
Operating Frequency: 5745MHz
Channel: 149

Frequency [MHz]	Detector	Ant. Pol. [H/V]	Antenna Height [cm]	Turntable Azimuth [degree]	Analyzer Level [dBm]	AFCL [dB/m]	Field Strength [dBuV/m]	Limit [dBuV/m]	Margin [dB]
* 11490.00	Average	H	-	-	-83.31	15.10	38.79	53.98	-15.19
* 11490.00	Peak	H	-	-	-71.95	15.10	50.15	73.98	-23.83
17235.00	Peak	H	-	-	-72.59	21.19	55.60	68.20	-12.60

Table 7-186. Radiated Measurements Antenna 3c (RU242)

FCC ID: BCGA2757 IC: 579C-A2757		MEASUREMENT REPORT (CERTIFICATION)	Approved by: Technical Manager
Test Report S/N: 1C2205090023-17.BCG	Test Dates: 6/7/2022 - 9/18/2022	EUT Type: Tablet Device	Page 221 of 405

V 10.5 12/15/2021



Plot 7-587. RSE above 1GHz Antenna 3c (11ax – Ch.157 – RU242)

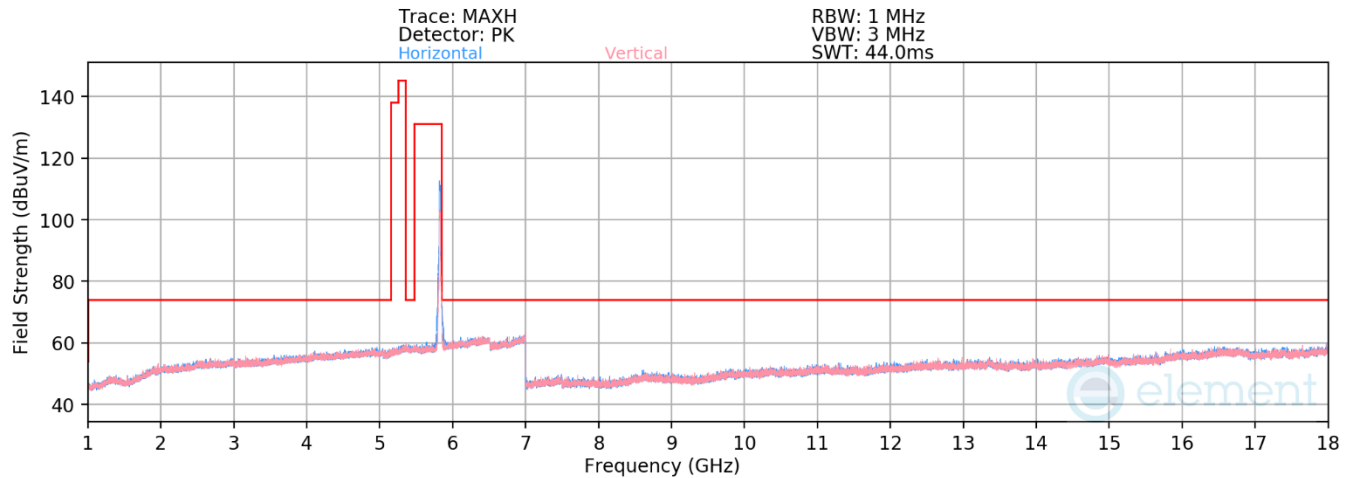
Mode: 802.11ax (20MHz BW)
Data Rate: MCS11
RU Index: 61
Distance of Measurements: 3 Meters
Operating Frequency: 5785MHz
Channel: 157

Frequency [MHz]	Detector	Ant. Pol. [H/V]	Antenna Height [cm]	Turntable Azimuth [degree]	Analyzer Level [dBm]	AFCL [dB/m]	Field Strength [dBuV/m]	Limit [dBuV/m]	Margin [dB]
* 11570.00	Average	H	-	-	-83.30	15.28	38.98	53.98	-15.00
* 11570.00	Peak	H	-	-	-71.69	15.28	50.59	73.98	-23.39
17355.00	Peak	H	-	-	-73.11	21.26	55.15	68.20	-13.05

Table 7-187. Radiated Measurements Antenna 3c (RU242)

FCC ID: BCGA2757 IC: 579C-A2757		MEASUREMENT REPORT (CERTIFICATION)	Approved by: Technical Manager
Test Report S/N: 1C2205090023-17.BCG	Test Dates: 6/7/2022 - 9/18/2022	EUT Type: Tablet Device	Page 222 of 405

V 10.5 12/15/2021



Plot 7-588. RSE above 1GHz Antenna 3c (11ax – Ch.165 – RU242)

Mode: 802.11ax (20MHz BW)
Data Rate: MCS11
RU Index: 61
Distance of Measurements: 3 Meters
Operating Frequency: 5825MHz
Channel: 165

Frequency [MHz]	Detector	Ant. Pol. [H/V]	Antenna Height [cm]	Turntable Azimuth [degree]	Analyzer Level [dBm]	AFCL [dB/m]	Field Strength [dBuV/m]	Limit [dBuV/m]	Margin [dB]
* 11650.00	Average	H	-	-	-83.62	15.34	38.72	53.98	-15.26
* 11650.00	Peak	H	-	-	-71.94	15.34	50.40	73.98	-23.58
17475.00	Peak	H	-	-	-72.36	20.98	55.62	68.20	-12.58

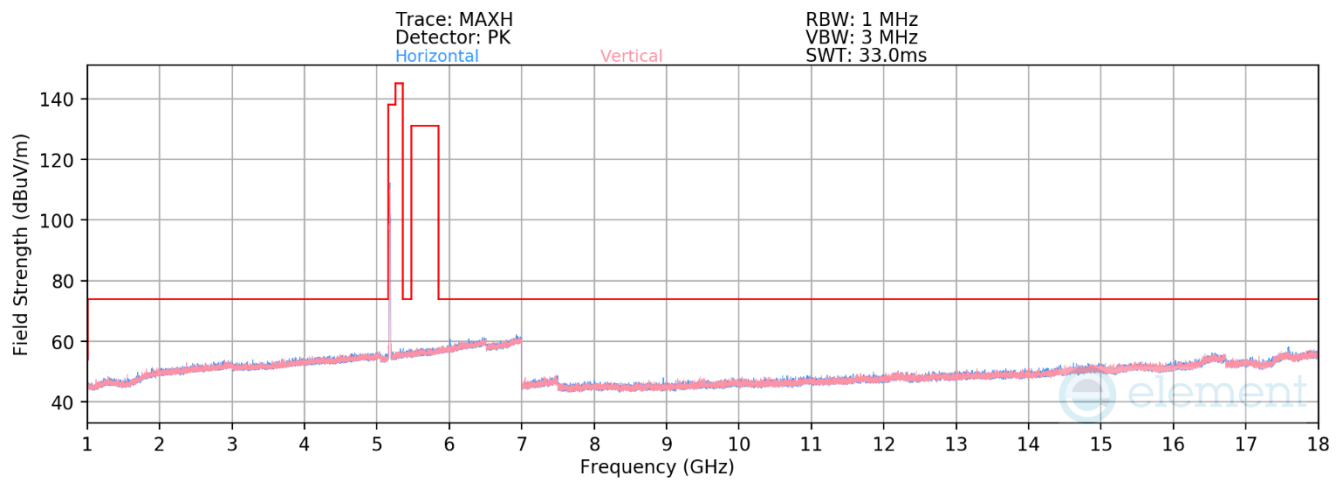
Table 7-188. Radiated Measurements Antenna 3c (RU242)

FCC ID: BCGA2757 IC: 579C-A2757		MEASUREMENT REPORT (CERTIFICATION)	Approved by: Technical Manager
Test Report S/N: 1C2205090023-17.BCG	Test Dates: 6/7/2022 - 9/18/2022	EUT Type: Tablet Device	Page 223 of 405

V 10.5 12/15/2021

7.6.2 Antenna 3a Radiated Spurious Emission

RU26 / RU52



Plot 7-589. RSE above 1GHz Antenna 3a (11ax – Ch.36 – RU26)

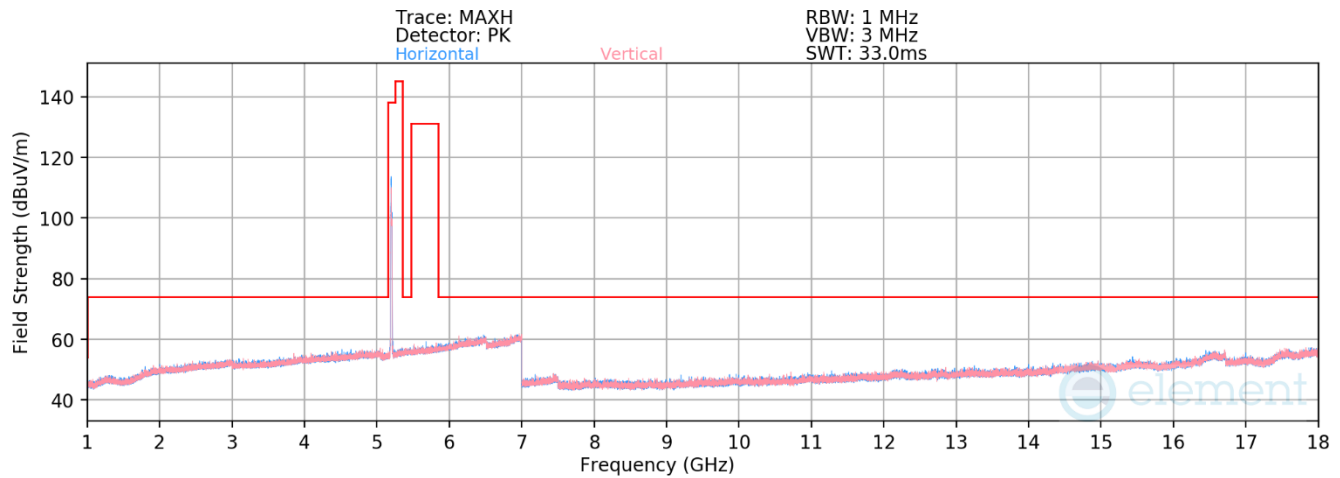
Mode:	11ax (20MHz BW)
Data Rate:	MCS11
RU Index:	4
Distance of Measurements:	3 Meters
Operating Frequency:	5180MHz
Channel:	36

Frequency [MHz]	Detector	Ant. Pol. [H/V]	Antenna Height [cm]	Turntable Azimuth [degree]	Analyzer Level [dBm]	AFCL [dB/m]	Field Strength [dBuV/m]	Limit [dBuV/m]	Margin [dB]
10360.00	Peak	H	-	-	-68.89	10.05	48.16	68.20	-20.04
* 15540.00	Average	H	-	-	-82.22	15.23	40.01	53.98	-13.97
* 15540.00	Peak	H	-	-	-70.33	15.23	51.90	73.98	-22.08

Table 7-189. Radiated Measurements Antenna 3a (RU26)

FCC ID: BCGA2757 IC: 579C-A2757		MEASUREMENT REPORT (CERTIFICATION)	Approved by: Technical Manager
Test Report S/N: 1C2205090023-17.BCG	Test Dates: 6/7/2022 - 9/18/2022	EUT Type: Tablet Device	Page 224 of 405

V 10.5 12/15/2021



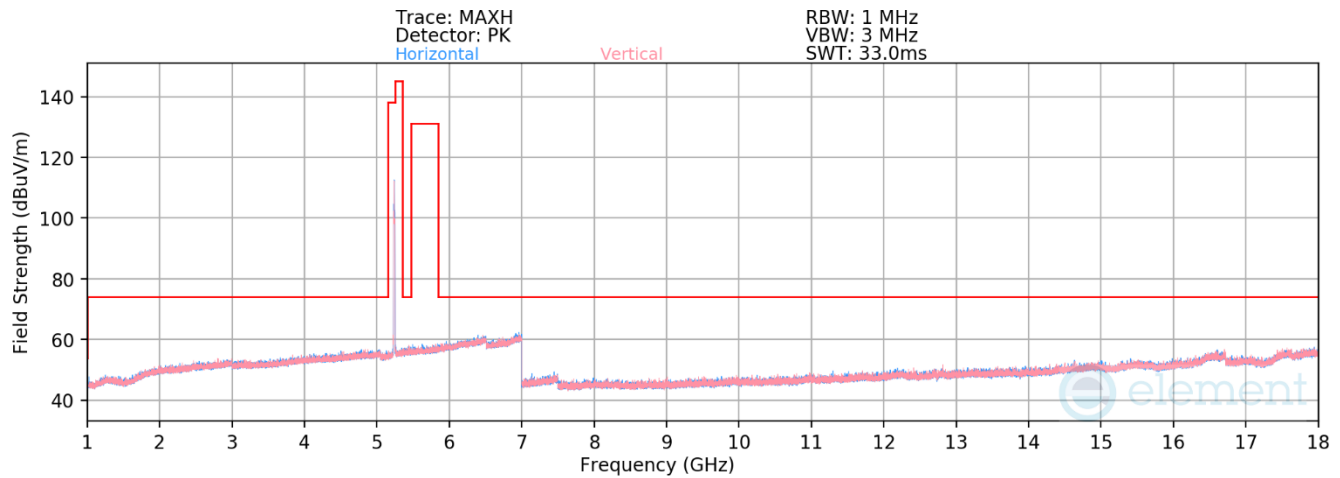
Plot 7-590. RSE above 1GHz Antenna 3a (11ax – Ch.40 – RU26)

Mode: 802.11ax (20MHz BW)
Data Rate: MCS11
RU Index: 4
Distance of Measurements: 3 Meters
Operating Frequency: 5200MHz
Channel: 40

Frequency [MHz]	Detector	Ant. Pol. [H/V]	Antenna Height [cm]	Turntable Azimuth [degree]	Analyzer Level [dBm]	AFCL [dB/m]	Field Strength [dBuV/m]	Limit [dBuV/m]	Margin [dB]
10400.00	Peak	H	-	-	-69.15	9.87	47.72	68.20	-20.48
* 15600.00	Average	H	-	-	-82.04	14.80	39.76	53.98	-14.22
* 15600.00	Peak	H	-	-	-70.74	14.80	51.06	73.98	-22.92

Table 7-190. Radiated Measurements Antenna 3a (RU26)

FCC ID: BCGA2757 IC: 579C-A2757		MEASUREMENT REPORT (CERTIFICATION)	Approved by: Technical Manager
Test Report S/N: 1C2205090023-17.BCG	Test Dates: 6/7/2022 - 9/18/2022	EUT Type: Tablet Device	Page 225 of 405



Plot 7-591. RSE above 1GHz Antenna 3a (11ax – Ch.48 – RU26)

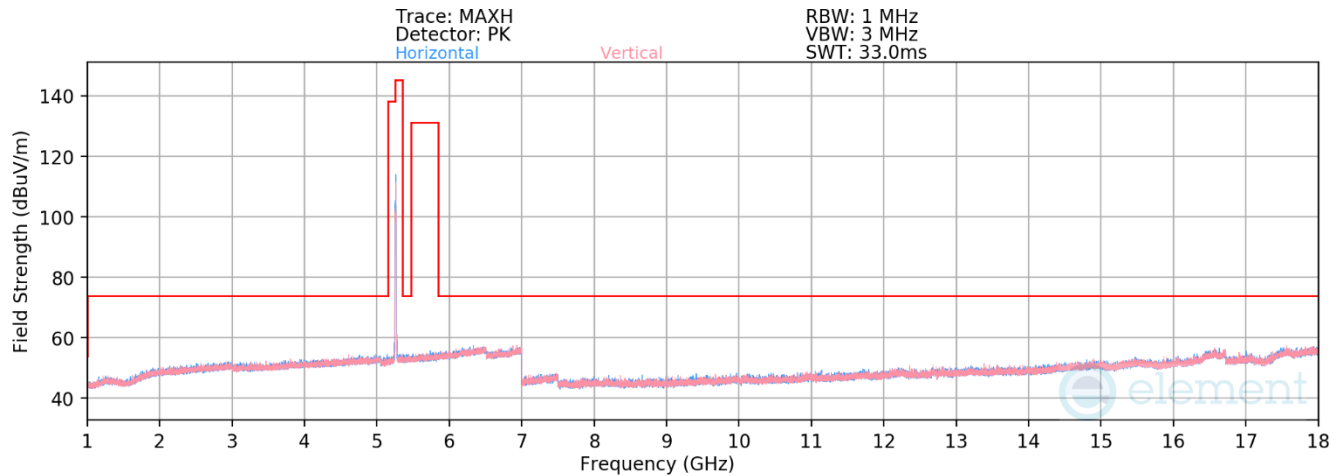
Mode: 802.11ax (20MHz BW)
Data Rate: MCS11
RU Index: 4
Distance of Measurements: 3 Meters
Operating Frequency: 5240MHz
Channel: 48

Frequency [MHz]	Detector	Ant. Pol. [H/V]	Antenna Height [cm]	Turntable Azimuth [degree]	Analyzer Level [dBm]	AFCL [dB/m]	Field Strength [dBuV/m]	Limit [dBuV/m]	Margin [dB]
10480.00	Peak	H	-	-	-69.61	10.13	47.52	68.20	-20.68
* 15720.00	Average	H	-	-	-81.82	14.34	39.52	53.98	-14.46
* 15720.00	Peak	H	-	-	-69.91	14.34	51.43	73.98	-22.55

Table 7-191. Radiated Measurements Antenna 3a (RU26)

FCC ID: BCGA2757 IC: 579C-A2757		MEASUREMENT REPORT (CERTIFICATION)	Approved by: Technical Manager
Test Report S/N: 1C2205090023-17.BCG	Test Dates: 6/7/2022 - 9/18/2022	EUT Type: Tablet Device	Page 226 of 405

V 10.5 12/15/2021



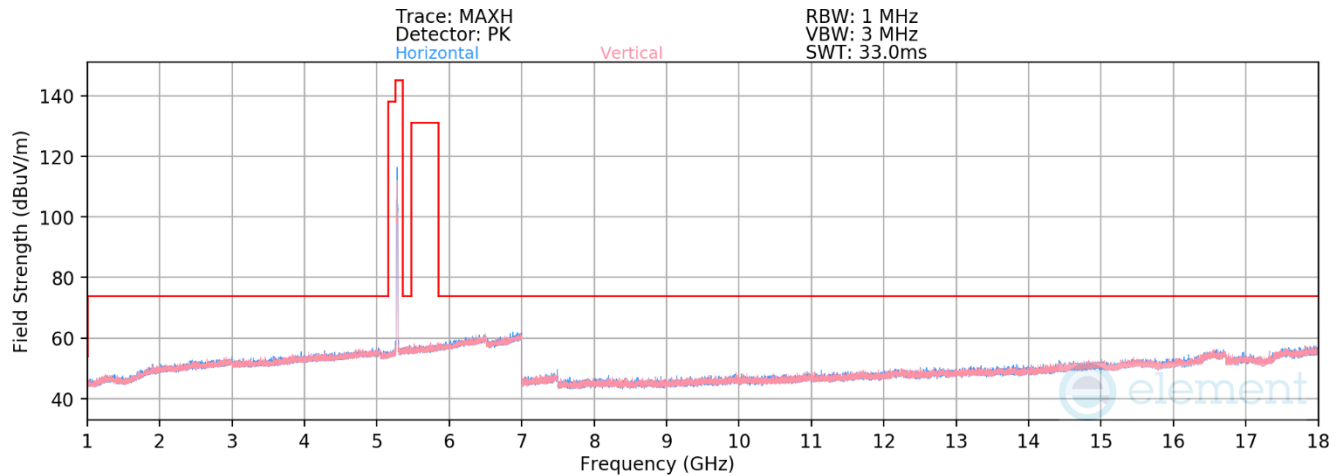
Plot 7-592. RSE above 1GHz Antenna 3a (11ax – Ch.52 – RU52)

Mode: 802.11ax (20MHz BW)
Data Rate: MCS11
RU Index: 38
Distance of Measurements: 3 Meters
Operating Frequency: 5260MHz
Channel: 52

Frequency [MHz]	Detector	Ant. Pol. [H/V]	Antenna Height [cm]	Turntable Azimuth [degree]	Analyzer Level [dBm]	AFCL [dB/m]	Field Strength [dBuV/m]	Limit [dBuV/m]	Margin [dB]
10520.00	Peak	H	-	-	-69.56	10.37	47.81	68.20	-20.39
* 15780.00	Average	H	-	-	-81.84	14.19	39.35	53.98	-14.63
* 15780.00	Peak	H	-	-	-70.06	14.19	51.13	73.98	-22.85

Table 7-192. Radiated Measurements Antenna 3a (RU52)

FCC ID: BCGA2757 IC: 579C-A2757		MEASUREMENT REPORT (CERTIFICATION)	Approved by: Technical Manager
Test Report S/N: 1C2205090023-17.BCG	Test Dates: 6/7/2022 - 9/18/2022	EUT Type: Tablet Device	Page 227 of 405



Plot 7-593. RSE above 1GHz Antenna 3a (11ax – Ch.56 – RU52)

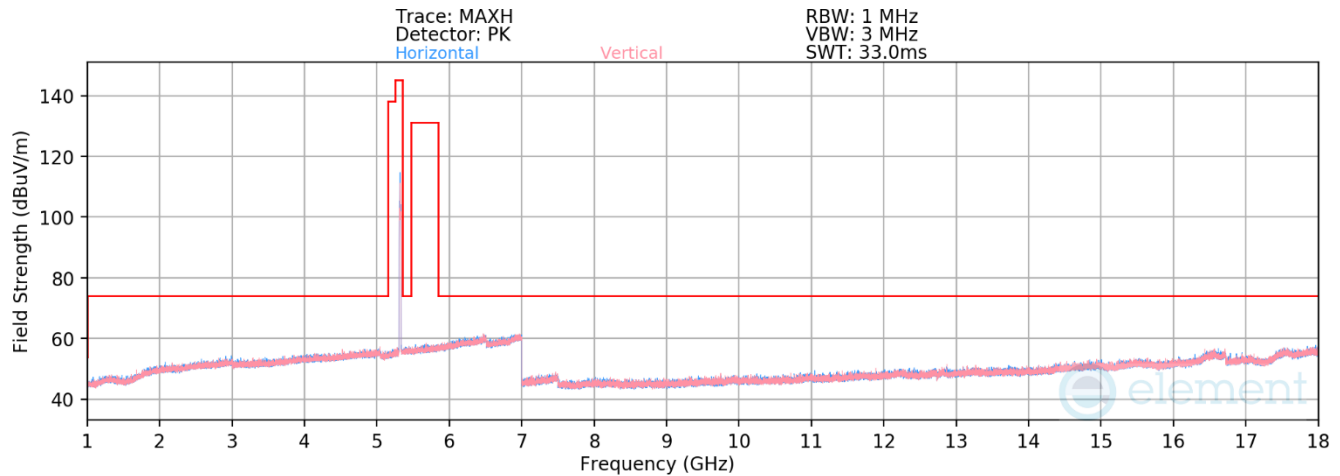
Mode: 802.11ax (20MHz BW)
Data Rate: MCS11
RU Index: 38
Distance of Measurements: 3 Meters
Operating Frequency: 5280MHz
Channel: 56

Frequency [MHz]	Detector	Ant. Pol. [H/V]	Antenna Height [cm]	Turntable Azimuth [degree]	Analyzer Level [dBm]	AFCL [dB/m]	Field Strength [dBuV/m]	Limit [dBuV/m]	Margin [dB]
10560.00	Peak	H	-	-	-69.66	9.92	47.26	68.20	-20.94
* 15840.00	Average	H	-	-	-81.76	14.45	39.69	53.98	-14.29
* 15840.00	Peak	H	-	-	-70.29	14.45	51.16	73.98	-22.82

Table 7-193. Radiated Measurements Antenna 3a (RU52)

FCC ID: BCGA2757 IC: 579C-A2757		MEASUREMENT REPORT (CERTIFICATION)	Approved by: Technical Manager
Test Report S/N: 1C2205090023-17.BCG	Test Dates: 6/7/2022 - 9/18/2022	EUT Type: Tablet Device	Page 228 of 405

V 10.5 12/15/2021



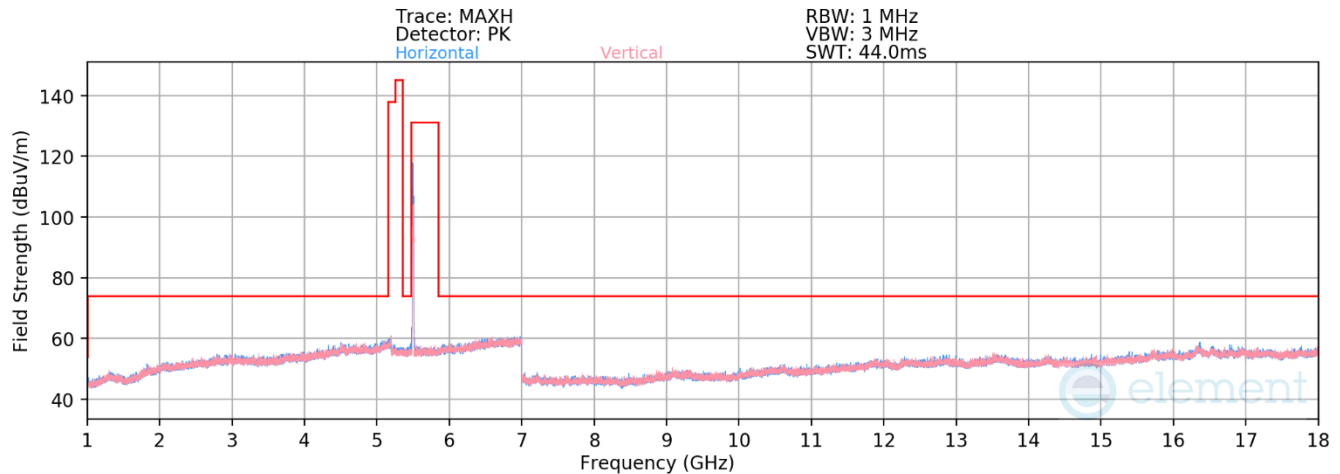
Plot 7-594. RSE above 1GHz Antenna 3a (11ax – Ch.64 – RU52)

Mode: 802.11ax (20MHz BW)
Data Rate: MCS11
RU Index: 38
Distance of Measurements: 3 Meters
Operating Frequency: 5320MHz
Channel: 64

Frequency [MHz]	Detector	Ant. Pol. [H/V]	Antenna Height [cm]	Turntable Azimuth [degree]	Analyzer Level [dBm]	AFCL [dB/m]	Field Strength [dBuV/m]	Limit [dBuV/m]	Margin [dB]
* 10640.00	Average	H	-	-	-80.51	10.13	36.62	53.98	-17.36
* 10640.00	Peak	H	-	-	-69.60	10.13	47.53	73.98	-26.45
* 15960.00	Average	H	-	-	-81.90	14.94	40.04	53.98	-13.94
* 15960.00	Peak	H	-	-	-70.59	14.94	51.35	73.98	-22.63

Table 7-194. Radiated Measurements Antenna 3a (RU52)

FCC ID: BCGA2757 IC: 579C-A2757		MEASUREMENT REPORT (CERTIFICATION)	Approved by: Technical Manager
Test Report S/N: 1C2205090023-17.BCG	Test Dates: 6/7/2022 - 9/18/2022	EUT Type: Tablet Device	Page 229 of 405



Plot 7-595. RSE above 1GHz Antenna 3a (11ax – Ch.100 – RU52)

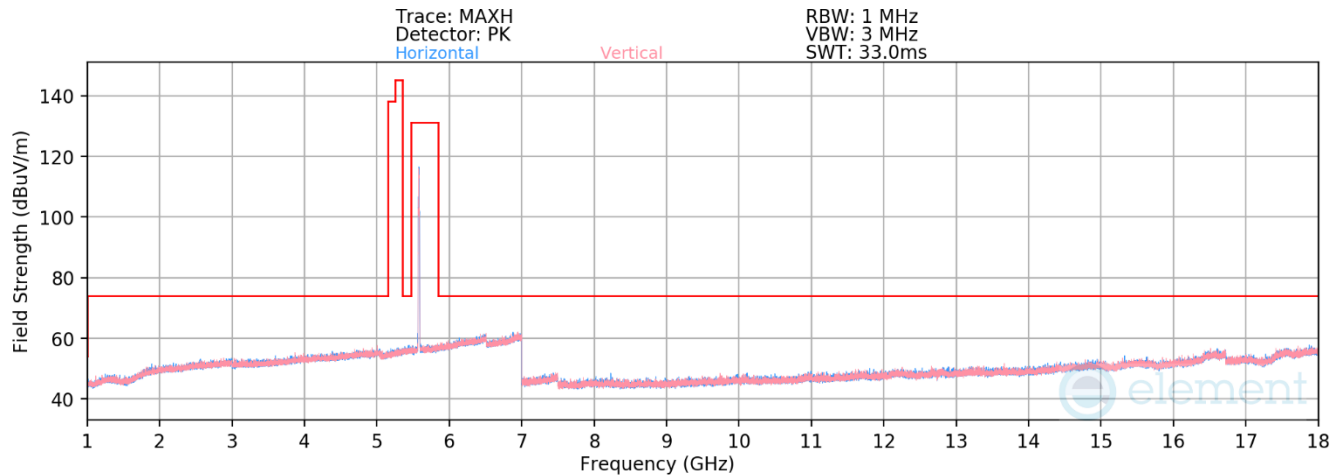
Mode: 802.11ax (20MHz BW)
Data Rate: MCS11
RU Index: 38
Distance of Measurements: 3 Meters
Operating Frequency: 5500MHz
Channel: 100

Frequency [MHz]	Detector	Ant. Pol. [H/V]	Antenna Height [cm]	Turntable Azimuth [degree]	Analyzer Level [dBm]	AFCL [dB/m]	Field Strength [dBuV/m]	Limit [dBuV/m]	Margin [dB]
* 11000.00	Average	H	-	-	-80.76	10.96	37.20	53.98	-16.78
* 11000.00	Peak	H	-	-	-69.75	10.96	48.21	73.98	-25.77
16500.00	Peak	H	-	-	-71.59	17.98	53.39	68.20	-14.81

Table 7-195. Radiated Measurements Antenna 3a (RU52)

FCC ID: BCGA2757 IC: 579C-A2757		MEASUREMENT REPORT (CERTIFICATION)	Approved by: Technical Manager
Test Report S/N: 1C2205090023-17.BCG	Test Dates: 6/7/2022 - 9/18/2022	EUT Type: Tablet Device	Page 230 of 405

V 10.5 12/15/2021



Plot 7-596. RSE above 1GHz Antenna 3a (11ax – Ch.116 – RU52)

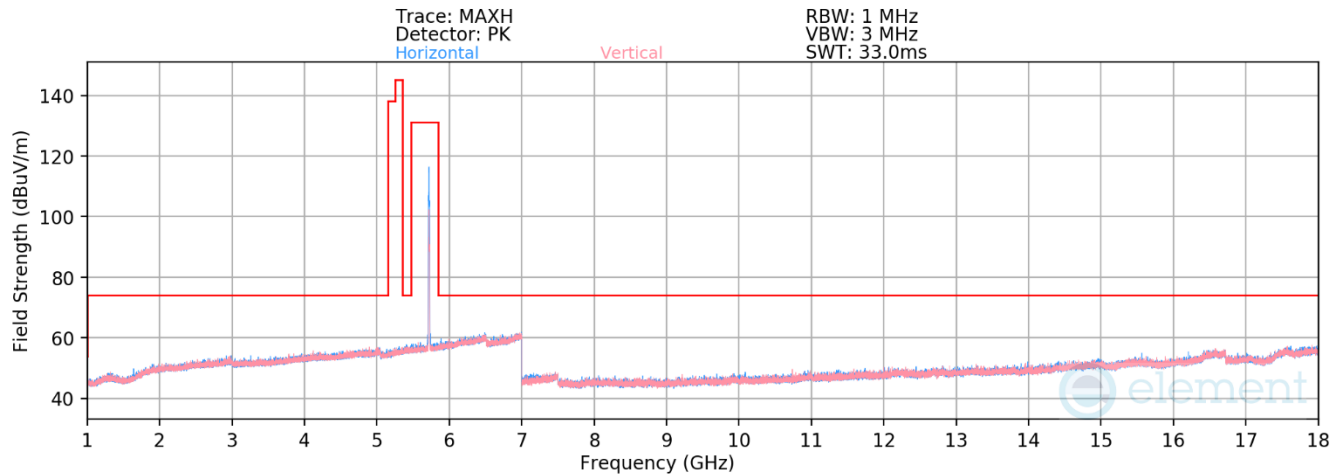
Mode: 802.11ax (20MHz BW)
Data Rate: MCS11
RU Index: 38
Distance of Measurements: 3 Meters
Operating Frequency: 5580MHz
Channel: 116

Frequency [MHz]	Detector	Ant. Pol. [H/V]	Antenna Height [cm]	Turntable Azimuth [degree]	Analyzer Level [dBm]	AFCL [dB/m]	Field Strength [dBuV/m]	Limit [dBuV/m]	Margin [dB]
* 11160.00	Average	H	-	-	-80.69	10.39	36.70	53.98	-17.28
* 11160.00	Peak	H	-	-	-68.87	10.39	48.52	73.98	-25.46
16740.00	Peak	H	-	-	-70.37	17.57	54.20	68.20	-14.00

Table 7-196. Radiated Measurements Antenna 3a (RU52)

FCC ID: BCGA2757 IC: 579C-A2757		MEASUREMENT REPORT (CERTIFICATION)	Approved by: Technical Manager
Test Report S/N: 1C2205090023-17.BCG	Test Dates: 6/7/2022 - 9/18/2022	EUT Type: Tablet Device	Page 231 of 405

V 10.5 12/15/2021



Plot 7-597. RSE above 1GHz Antenna 3a (11ax – Ch.144 – RU52)

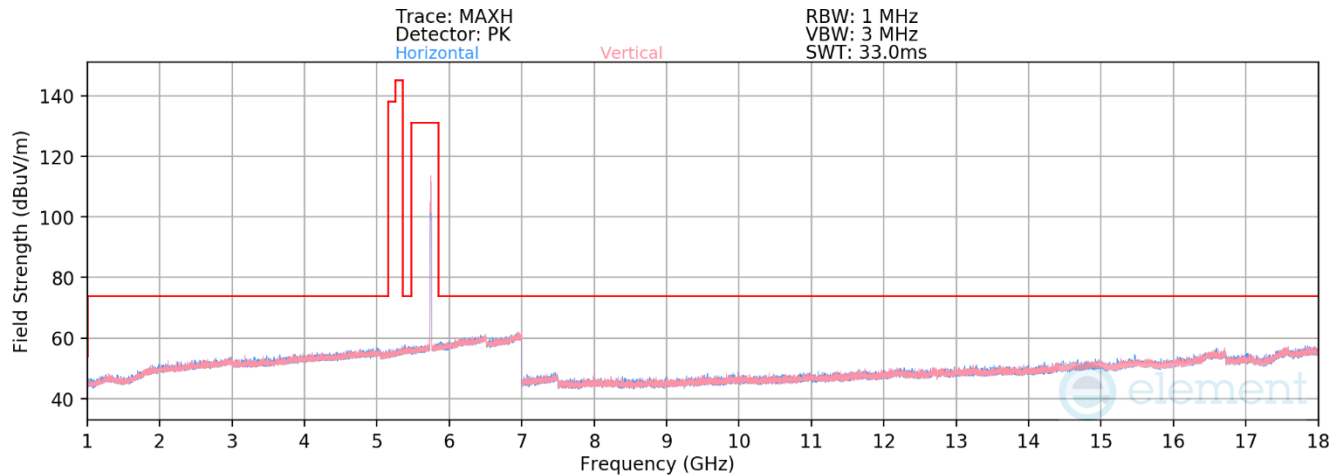
Mode: 802.11ax (20MHz BW)
Data Rate: MCS11
RU Index: 38
Distance of Measurements: 3 Meters
Operating Frequency: 5720MHz
Channel: 144

Frequency [MHz]	Detector	Ant. Pol. [H/V]	Antenna Height [cm]	Turntable Azimuth [degree]	Analyzer Level [dBm]	AFCL [dB/m]	Field Strength [dBuV/m]	Limit [dBuV/m]	Margin [dB]
* 11440.00	Average	H	-	-	-80.75	10.79	37.04	53.98	-16.94
* 11440.00	Peak	H	-	-	-69.57	10.79	48.22	73.98	-25.76
17160.00	Peak	H	-	-	-71.70	18.62	53.92	68.20	-14.28

Table 7-197. Radiated Measurements Antenna 3c (RU52)

FCC ID: BCGA2757 IC: 579C-A2757		MEASUREMENT REPORT (CERTIFICATION)	Approved by: Technical Manager
Test Report S/N: 1C2205090023-17.BCG	Test Dates: 6/7/2022 - 9/18/2022	EUT Type: Tablet Device	Page 232 of 405

V 10.5 12/15/2021



Plot 7-598. RSE above 1GHz Antenna 3a (11ax – Ch.149 – RU26)

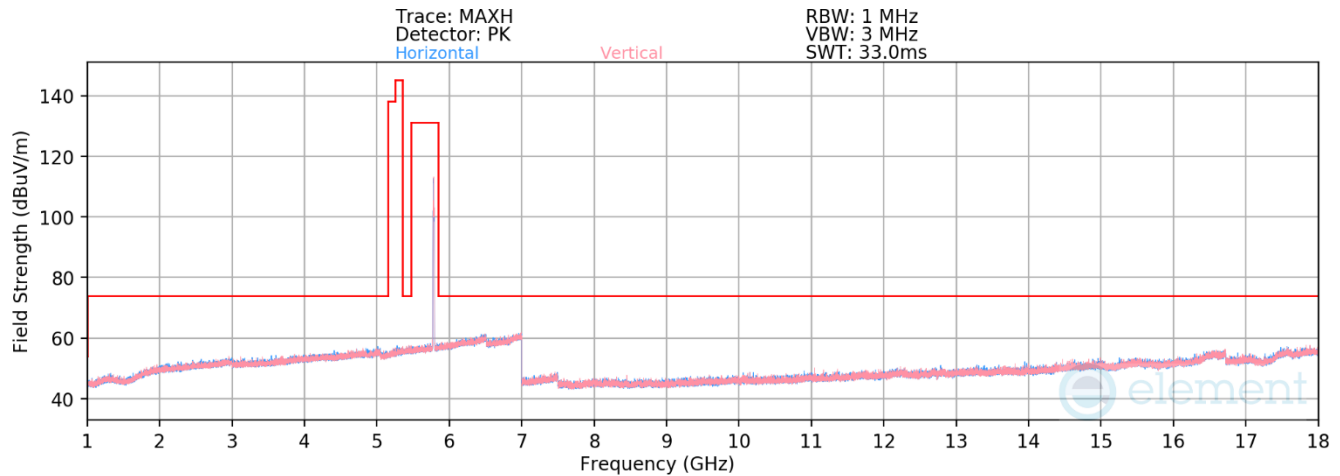
Mode: 802.11ax (20MHz BW)
Data Rate: MCS11
RU Index: 4
Distance of Measurements: 3 Meters
Operating Frequency: 5745MHz
Channel: 149

Frequency [MHz]	Detector	Ant. Pol. [H/V]	Antenna Height [cm]	Turntable Azimuth [degree]	Analyzer Level [dBm]	AFCL [dB/m]	Field Strength [dBuV/m]	Limit [dBuV/m]	Margin [dB]
* 11490.00	Average	H	-	-	-80.98	10.82	36.84	53.98	-17.14
* 11490.00	Peak	H	-	-	-68.96	10.82	48.86	73.98	-25.12
17235.00	Peak	H	-	-	-72.10	18.44	53.34	68.20	-14.86

Table 7-198. Radiated Measurements Antenna 3a (RU26)

FCC ID: BCGA2757 IC: 579C-A2757		MEASUREMENT REPORT (CERTIFICATION)	Approved by: Technical Manager
Test Report S/N: 1C2205090023-17.BCG	Test Dates: 6/7/2022 - 9/18/2022	EUT Type: Tablet Device	Page 233 of 405

V 10.5 12/15/2021



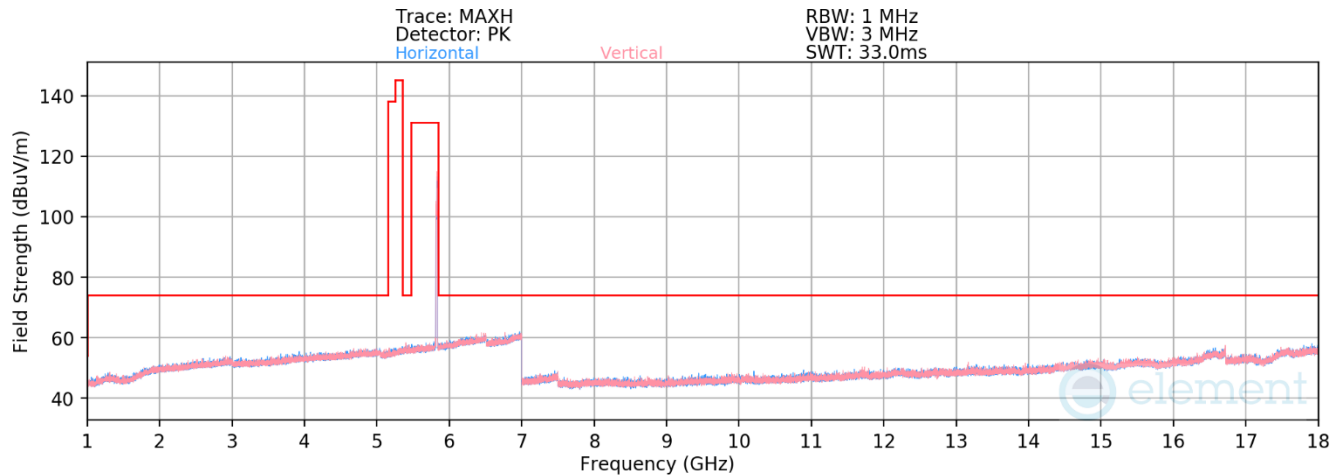
Plot 7-599. RSE above 1GHz Antenna 3a (11ax – Ch.157 – RU26)

Mode: 802.11ax (20MHz BW)
Data Rate: MCS11
RU Index: 4
Distance of Measurements: 3 Meters
Operating Frequency: 5785MHz
Channel: 157

	Frequency [MHz]	Detector	Ant. Pol. [H/V]	Antenna Height [cm]	Turntable Azimuth [degree]	Analyzer Level [dBm]	AFCL [dB/m]	Field Strength [dBuV/m]	Limit [dBuV/m]	Margin [dB]
*	11570.00	Average	H	-	-	-81.06	10.97	36.91	53.98	-17.07
*	11570.00	Peak	H	-	-	-69.40	10.97	48.57	73.98	-25.41
	17355.00	Peak	H	-	-	-72.22	19.31	54.09	68.20	-14.11

Table 7-199. Radiated Measurements Antenna 3a (RU26)

FCC ID: BCGA2757 IC: 579C-A2757		MEASUREMENT REPORT (CERTIFICATION)	Approved by: Technical Manager
Test Report S/N: 1C2205090023-17.BCG	Test Dates: 6/7/2022 - 9/18/2022	EUT Type: Tablet Device	Page 234 of 405



Plot 7-600. RSE above 1GHz Antenna 3a (11ax – Ch.165 – RU26)

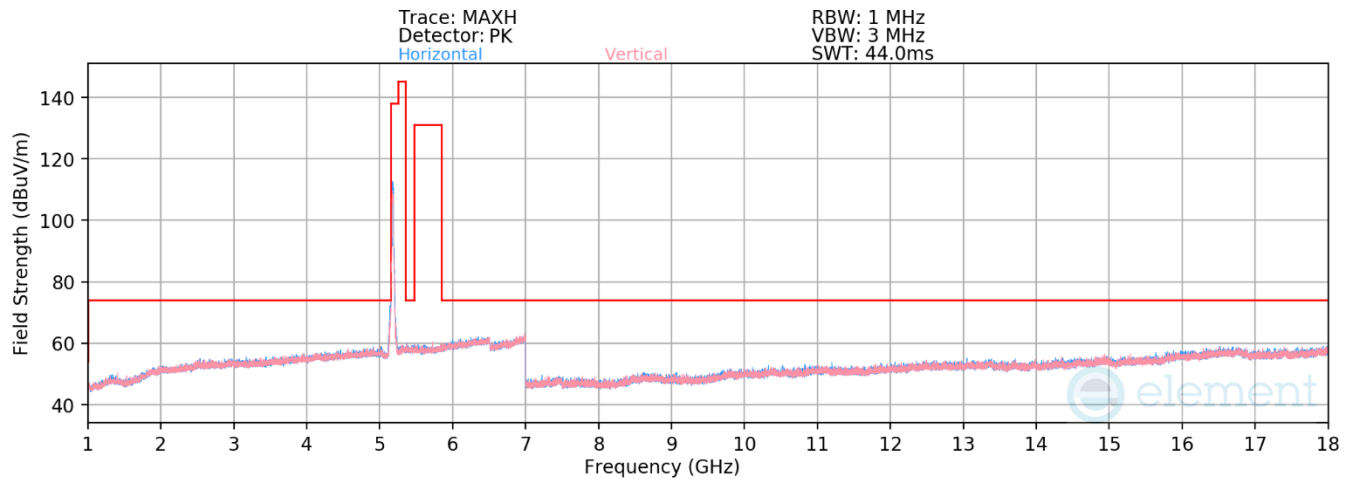
Mode: 802.11ax (20MHz BW)
Data Rate: MCS11
RU Index: 4
Distance of Measurements: 3 Meters
Operating Frequency: 5825MHz
Channel: 165

Frequency [MHz]	Detector	Ant. Pol. [H/V]	Antenna Height [cm]	Turntable Azimuth [degree]	Analyzer Level [dBm]	AFCL [dB/m]	Field Strength [dBuV/m]	Limit [dBuV/m]	Margin [dB]
* 11650.00	Average	H	-	-	-81.13	11.13	37.00	53.98	-16.98
* 11650.00	Peak	H	-	-	-69.70	11.13	48.43	73.98	-25.55
17475.00	Peak	H	-	-	-72.69	21.67	55.98	68.20	-12.22

Table 7-200. Radiated Measurements Antenna 3a (RU26)

FCC ID: BCGA2757 IC: 579C-A2757		MEASUREMENT REPORT (CERTIFICATION)	Approved by: Technical Manager
Test Report S/N: 1C2205090023-17.BCG	Test Dates: 6/7/2022 - 9/18/2022	EUT Type: Tablet Device	Page 235 of 405

RU242



Plot 7-601. RSE above 1GHz Antenna 3a (11ax – Ch.36 – RU242)

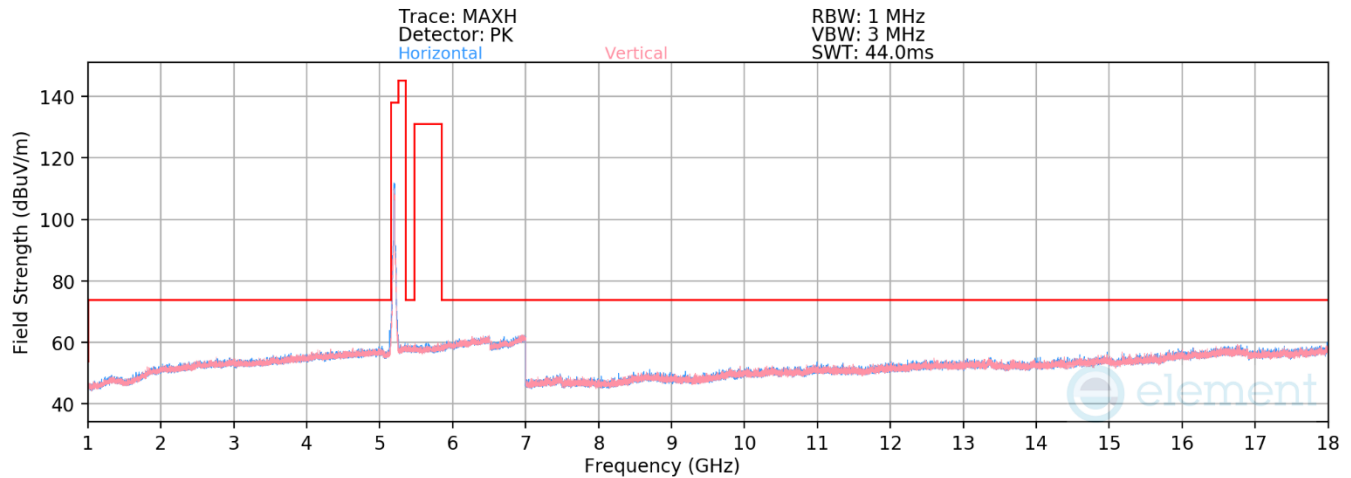
Mode:	11ax (20MHz BW)
Data Rate:	MCS11
RU Index:	61
Distance of Measurements:	3 Meters
Operating Frequency:	5180MHz
Channel:	36

Frequency [MHz]	Detector	Ant. Pol. [H/V]	Antenna Height [cm]	Turntable Azimuth [degree]	Analyzer Level [dBm]	AFCL [dB/m]	Field Strength [dBuV/m]	Limit [dBuV/m]	Margin [dB]
10360.00	Peak	H	-	-	-70.69	13.87	50.18	68.20	-18.02
* 15540.00	Average	H	-	-	-84.21	19.14	41.93	53.98	-12.05
* 15540.00	Peak	H	-	-	-73.08	19.14	53.06	73.98	-20.92

Table 7-201. Radiated Measurements Antenna 3a (RU242)

FCC ID: BCGA2757 IC: 579C-A2757		MEASUREMENT REPORT (CERTIFICATION)	Approved by: Technical Manager
Test Report S/N: 1C2205090023-17.BCG	Test Dates: 6/7/2022 - 9/18/2022	EUT Type: Tablet Device	Page 236 of 405

V 10.5 12/15/2021



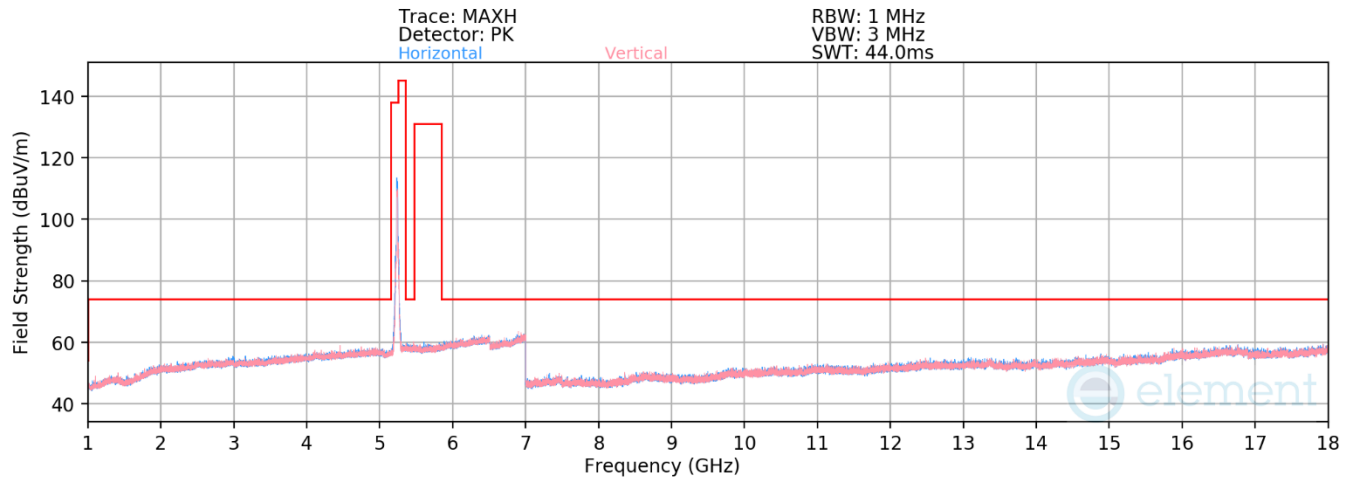
Plot 7-602. RSE above 1GHz Antenna 3a (11ax – Ch.40 – RU242)

Mode: 802.11ax (20MHz BW)
Data Rate: MCS11
RU Index: 61
Distance of Measurements: 3 Meters
Operating Frequency: 5200MHz
Channel: 40

Frequency [MHz]	Detector	Ant. Pol. [H/V]	Antenna Height [cm]	Turntable Azimuth [degree]	Analyzer Level [dBm]	AFCL [dB/m]	Field Strength [dBuV/m]	Limit [dBuV/m]	Margin [dB]
10400.00	Peak	H	-	-	-71.26	14.29	50.03	68.20	-18.17
* 15600.00	Average	H	-	-	-84.07	19.18	42.11	53.98	-11.87
* 15600.00	Peak	H	-	-	-73.07	19.18	53.11	73.98	-20.87

Table 7-202. Radiated Measurements Antenna 3a (RU242)

FCC ID: BCGA2757 IC: 579C-A2757		MEASUREMENT REPORT (CERTIFICATION)	Approved by: Technical Manager
Test Report S/N: 1C2205090023-17.BCG	Test Dates: 6/7/2022 - 9/18/2022	EUT Type: Tablet Device	Page 237 of 405



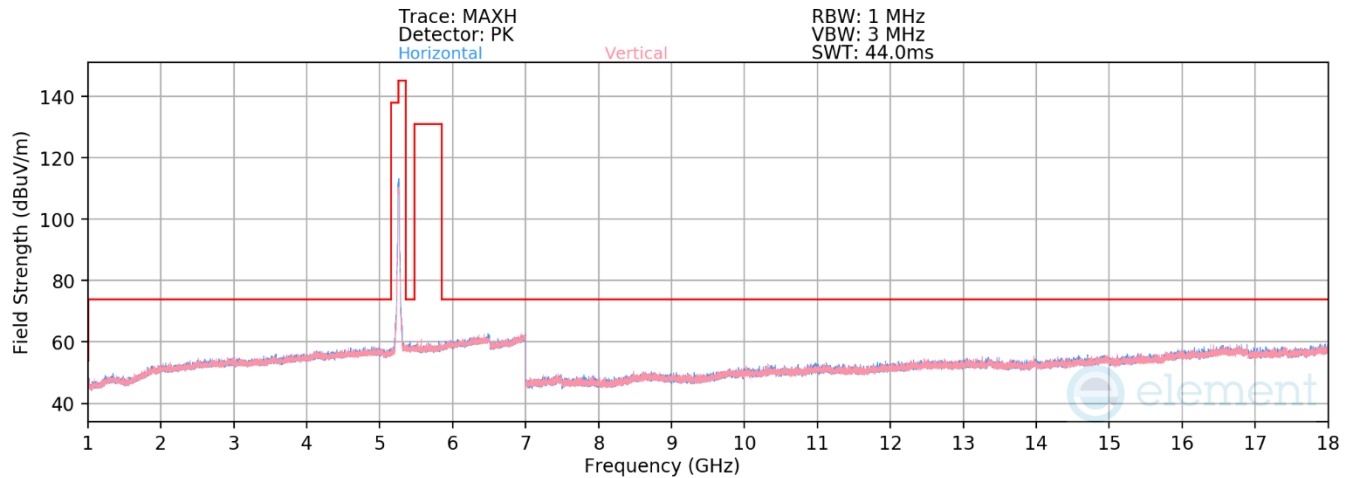
Plot 7-603. RSE above 1GHz Antenna 3a (11ax – Ch.48 – RU242)

Mode: 802.11ax (20MHz BW)
Data Rate: MCS11
RU Index: 61
Distance of Measurements: 3 Meters
Operating Frequency: 5240MHz
Channel: 48

Frequency [MHz]	Detector	Ant. Pol. [H/V]	Antenna Height [cm]	Turntable Azimuth [degree]	Analyzer Level [dBm]	AFCL [dB/m]	Field Strength [dBuV/m]	Limit [dBuV/m]	Margin [dB]
10480.00	Peak	H	-	-	-71.01	13.80	49.79	68.20	-18.41
* 15720.00	Average	H	-	-	-84.39	19.44	42.05	53.98	-11.93
* 15720.00	Peak	H	-	-	-72.54	19.44	53.90	73.98	-20.08

Table 7-203. Radiated Measurements Antenna 3a (RU242)

FCC ID: BCGA2757 IC: 579C-A2757		MEASUREMENT REPORT (CERTIFICATION)	Approved by: Technical Manager
Test Report S/N: 1C2205090023-17.BCG	Test Dates: 6/7/2022 - 9/18/2022	EUT Type: Tablet Device	Page 238 of 405



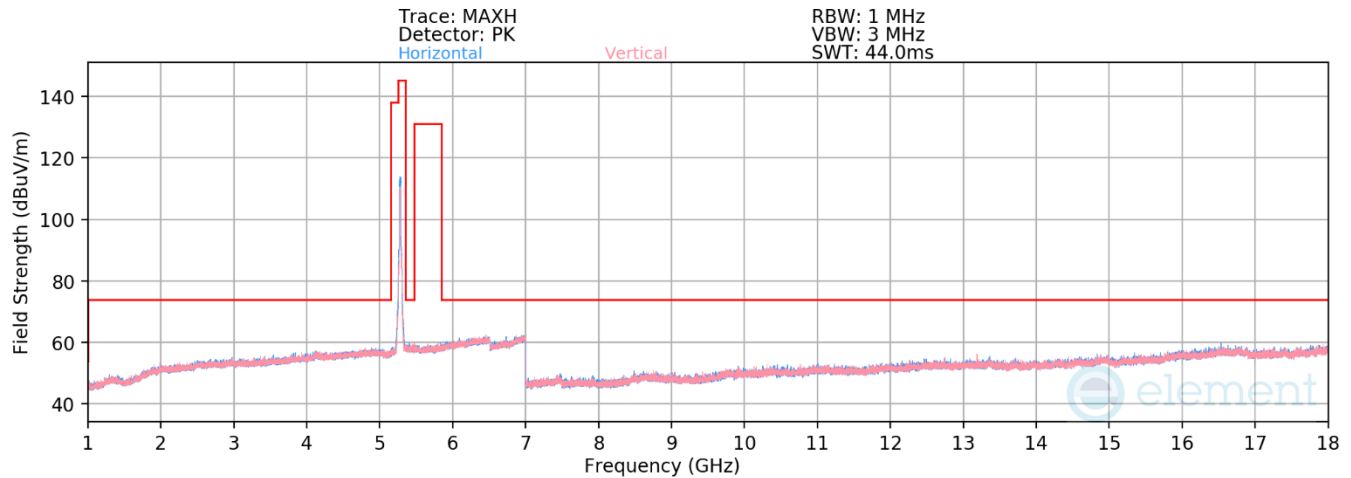
Plot 7-604. RSE above 1GHz Antenna 3a (11ax – Ch.52 – RU242)

Mode: 802.11ax (20MHz BW)
Data Rate: MCS11
RU Index: 61
Distance of Measurements: 3 Meters
Operating Frequency: 5260MHz
Channel: 52

Frequency [MHz]	Detector	Ant. Pol. [H/V]	Antenna Height [cm]	Turntable Azimuth [degree]	Analyzer Level [dBm]	AFCL [dB/m]	Field Strength [dBuV/m]	Limit [dBuV/m]	Margin [dB]
10520.00	Peak	H	-	-	-71.15	14.24	50.09	68.20	-18.11
* 15780.00	Average	H	-	-	-84.18	19.90	42.72	53.98	-11.26
* 15780.00	Peak	H	-	-	-72.56	19.90	54.34	73.98	-19.64

Table 7-204. Radiated Measurements Antenna 3a (RU242)

FCC ID: BCGA2757 IC: 579C-A2757		MEASUREMENT REPORT (CERTIFICATION)	Approved by: Technical Manager
Test Report S/N: 1C2205090023-17.BCG	Test Dates: 6/7/2022 - 9/18/2022	EUT Type: Tablet Device	Page 239 of 405



Plot 7-605. RSE above 1GHz Antenna 3a (11ax – Ch.56 – RU242)

Mode: 802.11ax (20MHz BW)
Data Rate: MCS11
RU Index: 61
Distance of Measurements: 3 Meters
Operating Frequency: 5280MHz
Channel: 56

Frequency [MHz]	Detector	Ant. Pol. [H/V]	Antenna Height [cm]	Turntable Azimuth [degree]	Analyzer Level [dBm]	AFCL [dB/m]	Field Strength [dBuV/m]	Limit [dBuV/m]	Margin [dB]
10560.00	Peak	H	-	-	-70.40	14.52	51.12	68.20	-17.08
* 15840.00	Average	H	-	-	-83.82	19.71	42.89	53.98	-11.09
* 15840.00	Peak	H	-	-	-72.50	19.71	54.21	73.98	-19.77

Table 7-205. Radiated Measurements Antenna 3a (RU242)

FCC ID: BCGA2757 IC: 579C-A2757		MEASUREMENT REPORT (CERTIFICATION)	Approved by: Technical Manager
Test Report S/N: 1C2205090023-17.BCG	Test Dates: 6/7/2022 - 9/18/2022	EUT Type: Tablet Device	Page 240 of 405

V 10.5 12/15/2021