



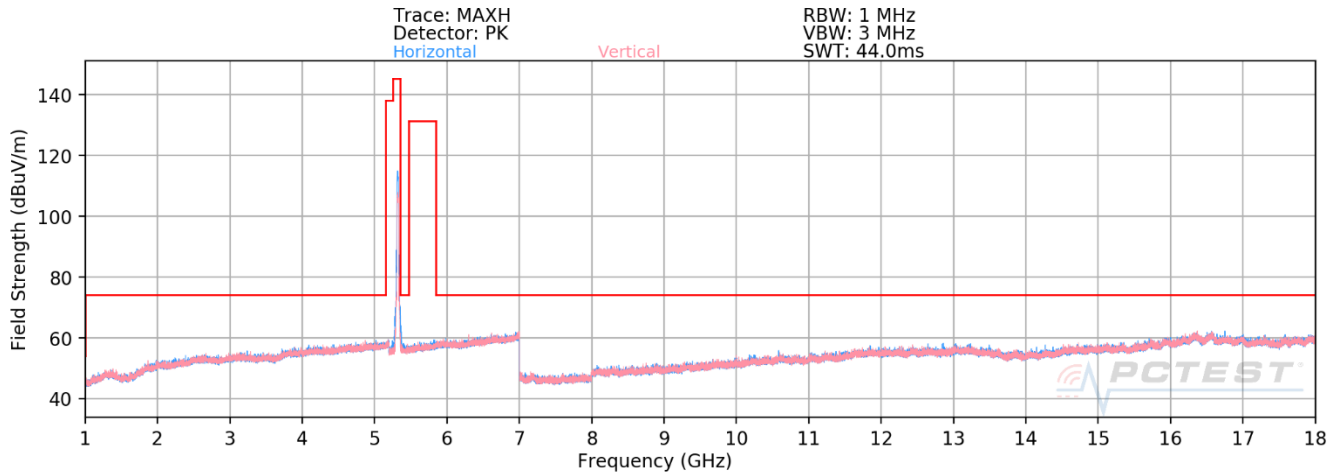
Plot 7-101. Radiated Spurious Emissions above 1GHz Antenna B (802.11n – Ch. 56)

Mode: 802.11n
Data Rate: MCS0
Distance of Measurements: 3 Meters
Operating Frequency: 5280MHz
Channel: 56

Frequency [MHz]	Detector	Ant. Pol. [H/V]	Antenna Height [cm]	Turntable Azimuth [degree]	Analyzer Level [dBm]	AFCL [dB/m]	Field Strength [dBμV/m]	Limit [dBμV/m]	Margin [dB]
10560.00	Peak	-	-	-	-67.40	15.47	55.07	68.20	-13.13
* 15840.00	Average	-	-	-	-80.44	20.34	46.90	53.98	-7.07
* 15840.00	Peak	-	-	-	-68.25	20.34	59.09	73.98	-14.88

Table 7-52. Radiated Measurements Antenna B

FCC ID: BCGA2603 IC: 579C-A2603	 PCTEST Proud to be part of 	MEASUREMENT REPORT (CERTIFICATION)	Approved by: Quality Manager
Test Report S/N: 1C2106080051-10.BCG	Test Dates: 05/28/2021 – 08/03/2021	EUT Type: Tablet Device	Page 78 of 156



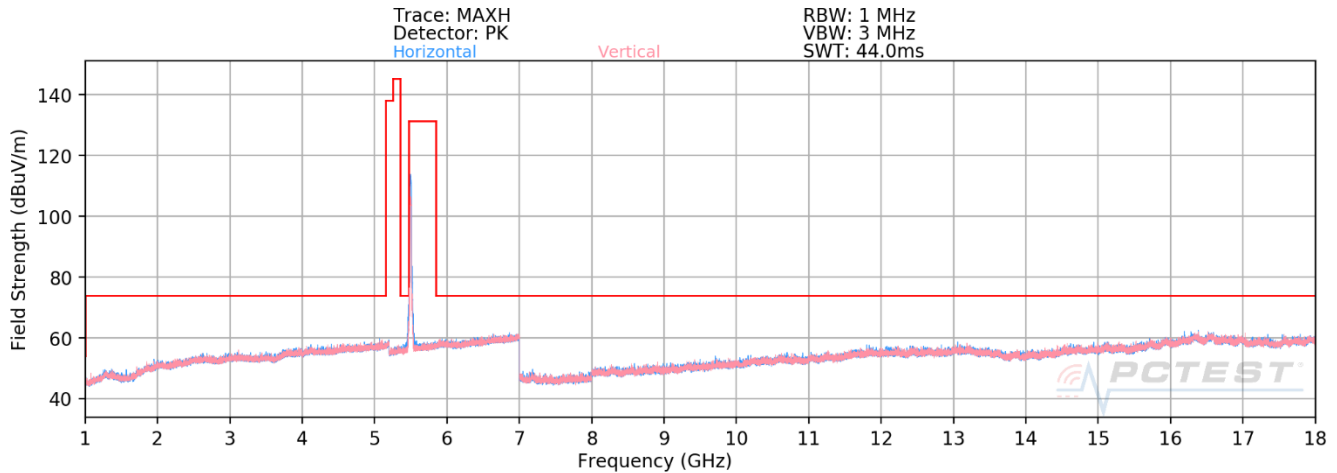
Plot 7-102. Radiated Spurious Emissions above 1GHz Antenna B (802.11n – Ch. 64)

Mode: 802.11n
Data Rate: MCS0
Distance of Measurements: 3 Meters
Operating Frequency: 5320MHz
Channel: 64

Frequency [MHz]	Detector	Ant. Pol. [H/V]	Antenna Height [cm]	Turntable Azimuth [degree]	Analyzer Level [dBm]	AFCL [dB/m]	Field Strength [dBμV/m]	Limit [dBμV/m]	Margin [dB]
* 10640.00	Average	-	-	-	-79.56	15.75	43.19	53.98	-10.79
* 10640.00	Peak	-	-	-	-68.15	15.75	54.60	73.98	-19.38
* 15960.00	Average	-	-	-	-81.19	21.28	47.09	53.98	-6.89
* 15960.00	Peak	-	-	-	-68.26	21.28	60.02	73.98	-13.96

Table 7-53. Radiated Measurements Antenna B

FCC ID: BCGA2603 IC: 579C-A2603		MEASUREMENT REPORT (CERTIFICATION)	Approved by: Quality Manager
Test Report S/N: 1C2106080051-10.BCG	Test Dates: 05/28/2021 – 08/03/2021	EUT Type: Tablet Device	Page 79 of 156



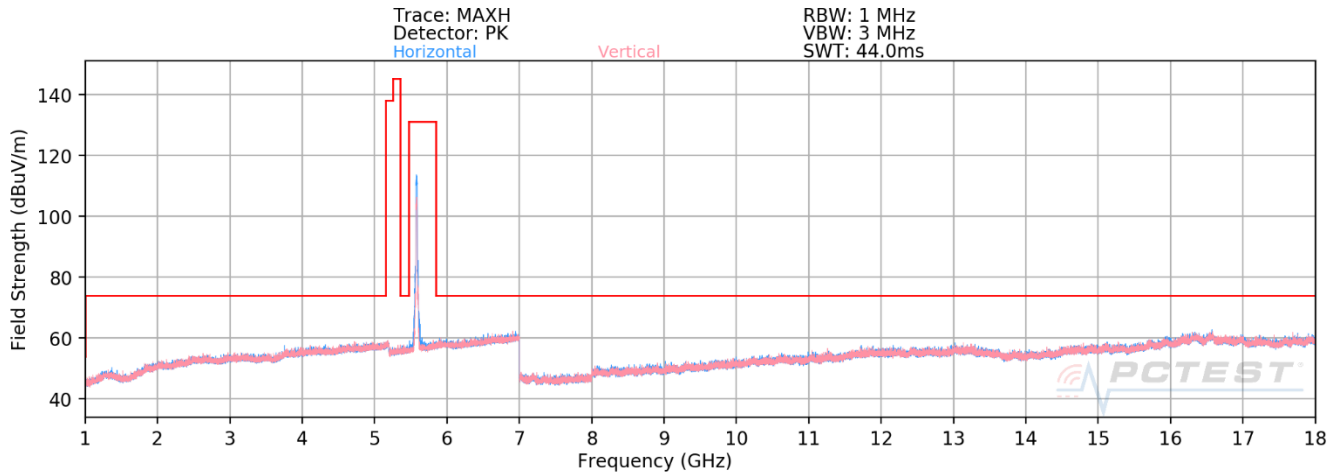
Plot 7-103. Radiated Spurious Emissions above 1GHz Antenna B (802.11n – Ch. 100)

Mode: 802.11n
Data Rate: MCS0
Distance of Measurements: 3 Meters
Operating Frequency: 5500MHz
Channel: 100

Frequency [MHz]	Detector	Ant. Pol. [H/V]	Antenna Height [cm]	Turntable Azimuth [degree]	Analyzer Level [dBm]	AFCL [dB/m]	Field Strength [dBμV/m]	Limit [dBμV/m]	Margin [dB]
* 11000.00	Average	-	-	-	-79.85	16.10	43.25	53.98	-10.73
* 11000.00	Peak	-	-	-	-68.29	16.10	54.81	73.98	-19.17
16500.00	Peak	-	-	-	-67.81	21.77	60.96	68.20	-7.24

Table 7-54. Radiated Measurements Antenna B

FCC ID: BCGA2603 IC: 579C-A2603	PCTEST Proud to be part of element	MEASUREMENT REPORT (CERTIFICATION)	Approved by: Quality Manager
Test Report S/N: 1C2106080051-10.BCG	Test Dates: 05/28/2021 – 08/03/2021	EUT Type: Tablet Device	Page 80 of 156



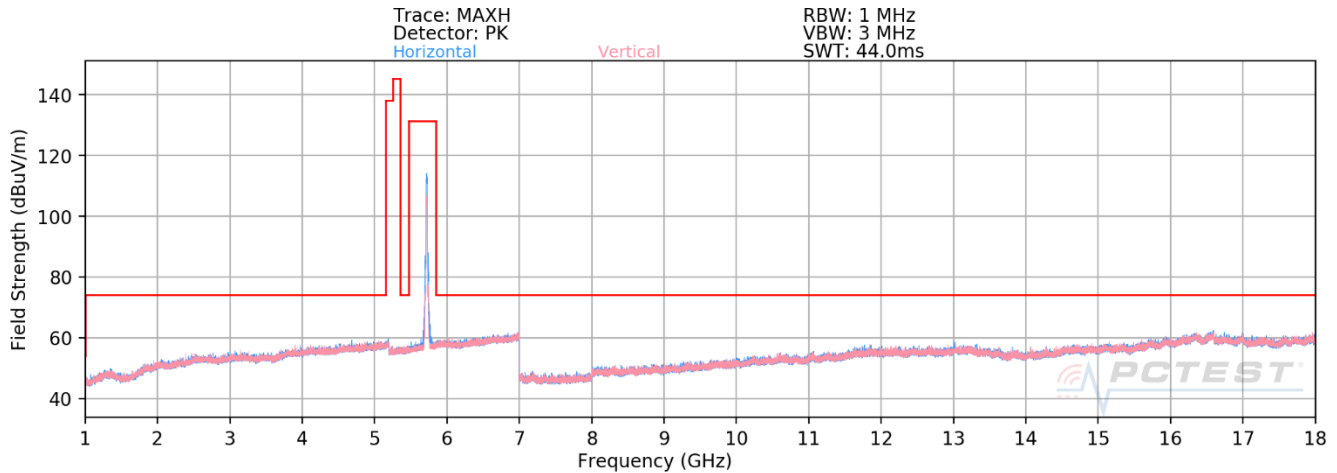
Plot 7-104. Radiated Spurious Emissions above 1GHz Antenna B (802.11n – Ch. 116)

Mode: 802.11n
Data Rate: MCS0
Distance of Measurements: 3 Meters
Operating Frequency: 5580MHz
Channel: 116

Frequency [MHz]	Detector	Ant. Pol. [H/V]	Antenna Height [cm]	Turntable Azimuth [degree]	Analyzer Level [dBm]	AFCL [dB/m]	Field Strength [dBμV/m]	Limit [dBμV/m]	Margin [dB]
* 11160.00	Average	-	-	-	-79.48	15.67	43.19	53.98	-10.79
* 11160.00	Peak	-	-	-	-67.82	15.67	54.85	73.98	-19.13
16740.00	Peak	-	-	-	-68.03	22.01	60.98	68.20	-7.22

Table 7-55. Radiated Measurements Antenna B

FCC ID: BCGA2603 IC: 579C-A2603		MEASUREMENT REPORT (CERTIFICATION)	Approved by: Quality Manager
Test Report S/N: 1C2106080051-10.BCG	Test Dates: 05/28/2021 – 08/03/2021	EUT Type: Tablet Device	Page 81 of 156



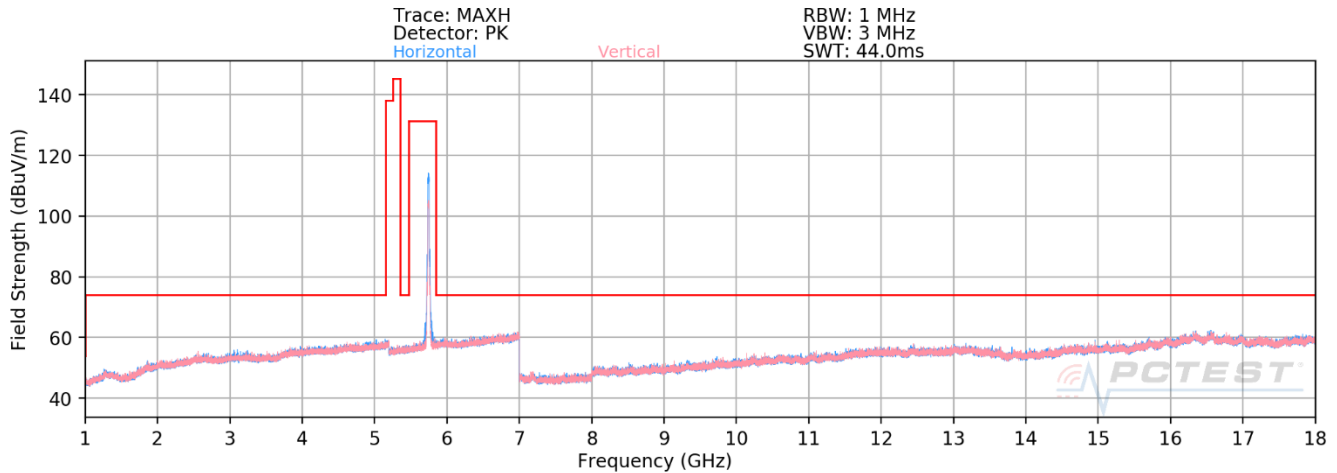
Plot 7-105. Radiated Spurious Emissions above 1GHz Antenna B (802.11n – Ch. 144)

Mode: 802.11n
Data Rate: MCS0
Distance of Measurements: 3 Meters
Operating Frequency: 5720MHz
Channel: 144

Frequency [MHz]	Detector	Ant. Pol. [H/V]	Antenna Height [cm]	Turntable Azimuth [degree]	Analyzer Level [dBm]	AFCL [dB/m]	Field Strength [dBuV/m]	Limit [dBuV/m]	Margin [dB]
* 11440.00	Average	-	-	-	-79.35	16.35	44.00	53.98	-9.97
* 11440.00	Peak	-	-	-	-67.02	16.35	56.33	73.98	-17.64
17160.00	Peak	-	-	-	-67.58	21.45	60.87	68.20	-7.33

Table 7-56. Radiated Measurements Antenna B

FCC ID: BCGA2603 IC: 579C-A2603	PCTEST Proud to be part of element	MEASUREMENT REPORT (CERTIFICATION)	Approved by: Quality Manager
Test Report S/N: 1C2106080051-10.BCG	Test Dates: 05/28/2021 – 08/03/2021	EUT Type: Tablet Device	Page 82 of 156



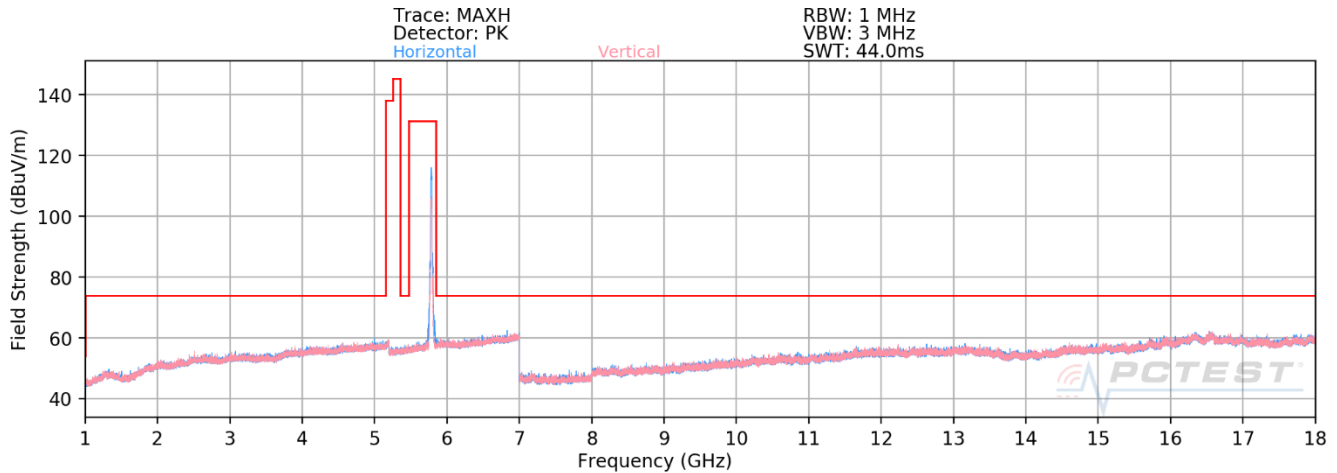
Plot 7-106. Radiated Spurious Emissions above 1GHz Antenna B (802.11n – Ch. 149)

Mode: 802.11n
Data Rate: MCS0
Distance of Measurements: 3 Meters
Operating Frequency: 5745MHz
Channel: 149

Frequency [MHz]	Detector	Ant. Pol. [H/V]	Antenna Height [cm]	Turntable Azimuth [degree]	Analyzer Level [dBm]	AFCL [dB/m]	Field Strength [dBμV/m]	Limit [dBμV/m]	Margin [dB]
* 11490.00	Average	-	-	-	-79.35	16.29	43.94	53.98	-10.04
* 11490.00	Peak	-	-	-	-67.85	16.29	55.44	73.98	-18.54
17235.00	Peak	-	-	-	-67.42	21.52	61.10	68.20	-7.10

Table 7-57. Radiated Measurements Antenna B

FCC ID: BCGA2603 IC: 579C-A2603	PCTEST Proud to be part of element	MEASUREMENT REPORT (CERTIFICATION)	Approved by: Quality Manager
Test Report S/N: 1C2106080051-10.BCG	Test Dates: 05/28/2021 – 08/03/2021	EUT Type: Tablet Device	Page 83 of 156



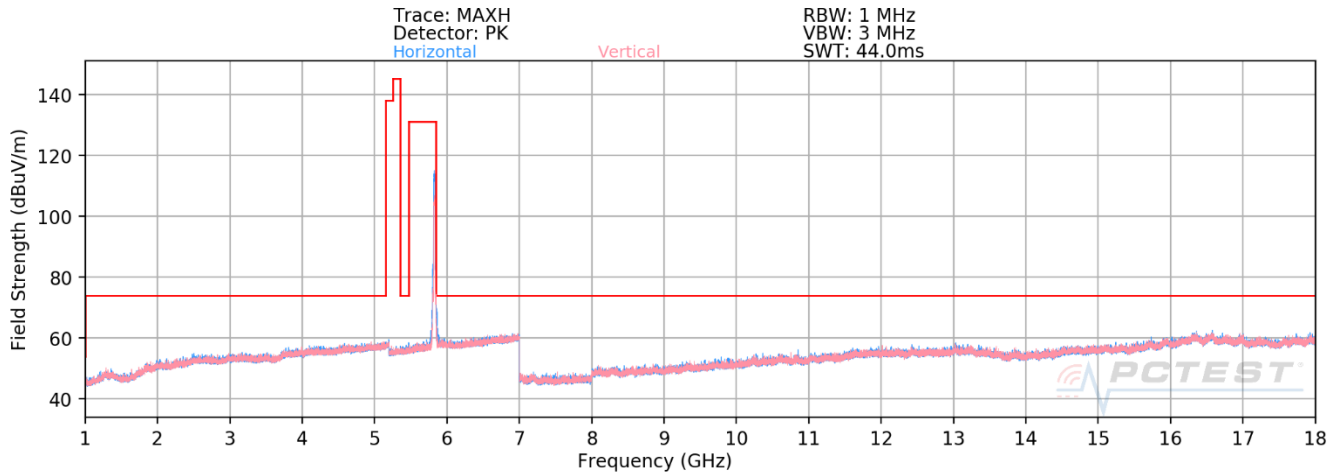
Plot 7-107. Radiated Spurious Emissions above 1GHz Antenna B (802.11n – Ch. 157)

Mode: 802.11n
Data Rate: MCS0
Distance of Measurements: 3 Meters
Operating Frequency: 5785MHz
Channel: 157

Frequency [MHz]	Detector	Ant. Pol. [H/V]	Antenna Height [cm]	Turntable Azimuth [degree]	Analyzer Level [dBm]	AFCL [dB/m]	Field Strength [dBμV/m]	Limit [dBμV/m]	Margin [dB]
* 11570.00	Average	-	-	-	-79.20	16.18	43.98	53.98	-10.00
* 11570.00	Peak	-	-	-	-69.12	16.18	54.06	73.98	-19.92
17355.00	Peak	-	-	-	-70.78	21.50	57.72	68.20	-10.48

Table 7-58. Radiated Measurements Antenna B

FCC ID: BCGA2603 IC: 579C-A2603		MEASUREMENT REPORT (CERTIFICATION)	Approved by: Quality Manager
Test Report S/N: 1C2106080051-10.BCG	Test Dates: 05/28/2021 – 08/03/2021	EUT Type: Tablet Device	Page 84 of 156



Plot 7-108. Radiated Spurious Emissions above 1GHz Antenna B (802.11n – Ch. 165)

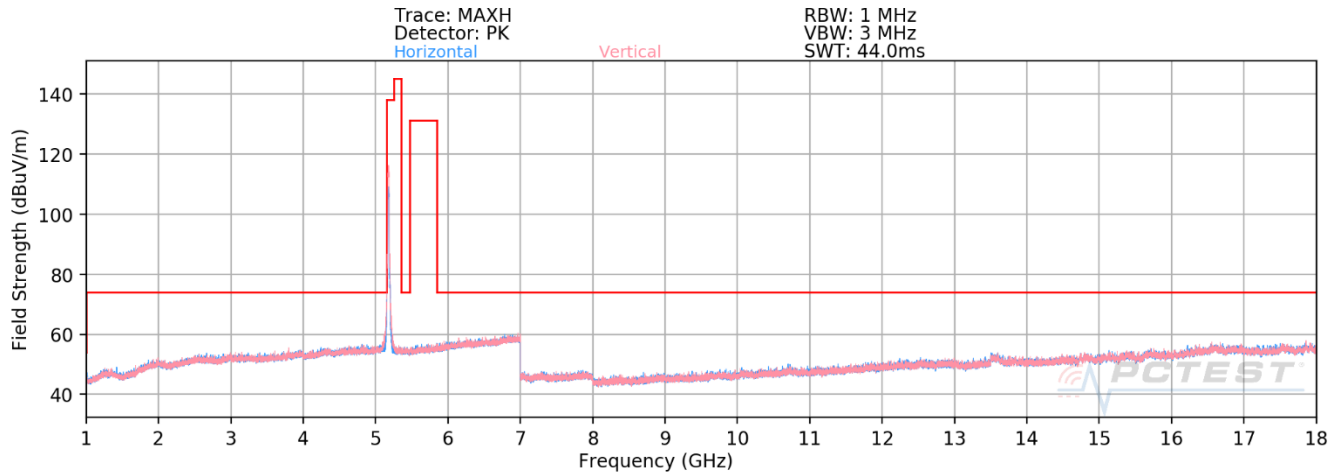
Mode: 802.11n
Data Rate: MCS0
Distance of Measurements: 3 Meters
Operating Frequency: 5825MHz
Channel: 165

Frequency [MHz]	Detector	Ant. Pol. [H/V]	Antenna Height [cm]	Turntable Azimuth [degree]	Analyzer Level [dBm]	AFCL [dB/m]	Field Strength [dBμV/m]	Limit [dBμV/m]	Margin [dB]
* 11650.00	Average	-	-	-	-78.70	16.84	45.14	53.98	-8.84
* 11650.00	Peak	-	-	-	-69.33	16.84	54.51	73.98	-19.47
17475.00	Peak	-	-	-	-70.46	21.37	57.91	68.20	-10.29

Table 7-59. Radiated Measurements Antenna B

FCC ID: BCGA2603 IC: 579C-A2603		MEASUREMENT REPORT (CERTIFICATION)	Approved by: Quality Manager
Test Report S/N: 1C2106080051-10.BCG	Test Dates: 05/28/2021 – 08/03/2021	EUT Type: Tablet Device	Page 85 of 156

7.6.3 CDD/SDM Radiated Spurious Emission



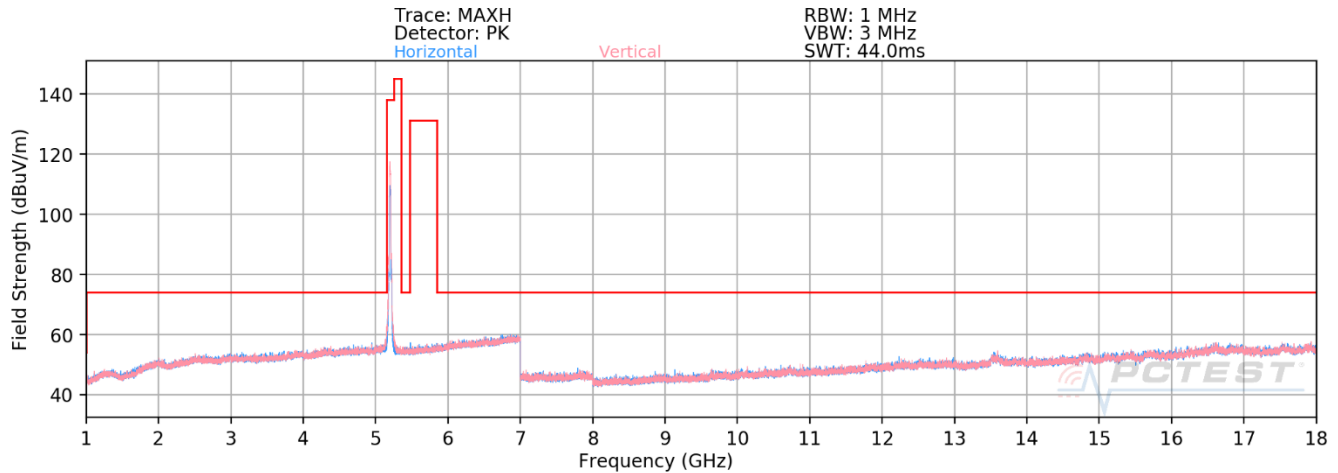
Plot 7-109. Radiated Spurious Emissions above 1GHz CDD (802.11n – Ch. 36)

Mode: 802.11n
Data Rate: MCS8
Distance of Measurements: 3 Meters
Operating Frequency: 5180MHz
Channel: 36

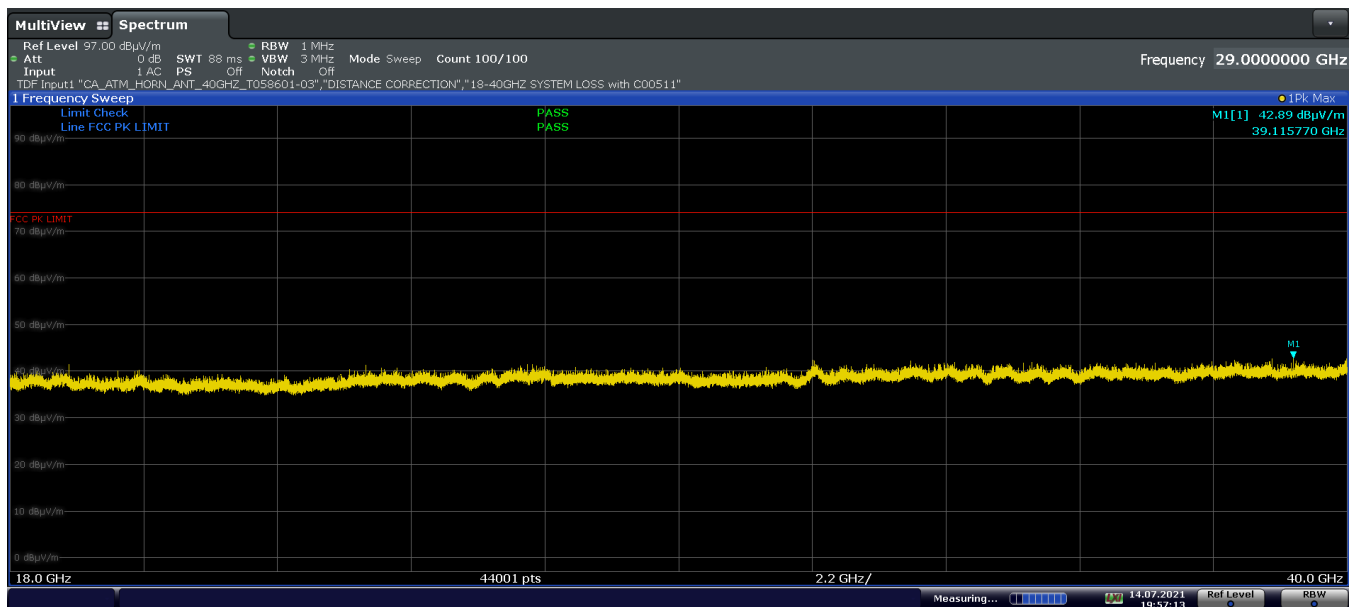
Frequency [MHz]	Detector	Ant. Pol. [H/V]	Antenna Height [cm]	Turntable Azimuth [degree]	Analyzer Level [dBm]	AFCL [dB/m]	Field Strength [dBuV/m]	Limit [dBuV/m]	Margin [dB]
10360.00	Peak	-	-	-	-69.86	15.41	52.55	68.20	-15.65
* 15540.00	Average	-	-	-	-81.29	20.26	45.97	53.98	-8.01
* 15540.00	Peak	-	-	-	-70.06	20.26	57.20	73.98	-16.78

Table 7-60. Radiated Measurements CDD

FCC ID: BCGA2603 IC: 579C-A2603	PCTEST Proud to be part of element	MEASUREMENT REPORT (CERTIFICATION)	Approved by: Quality Manager
Test Report S/N: 1C2106080051-10.BCG	Test Dates: 05/28/2021 – 08/03/2021	EUT Type: Tablet Device	Page 86 of 156

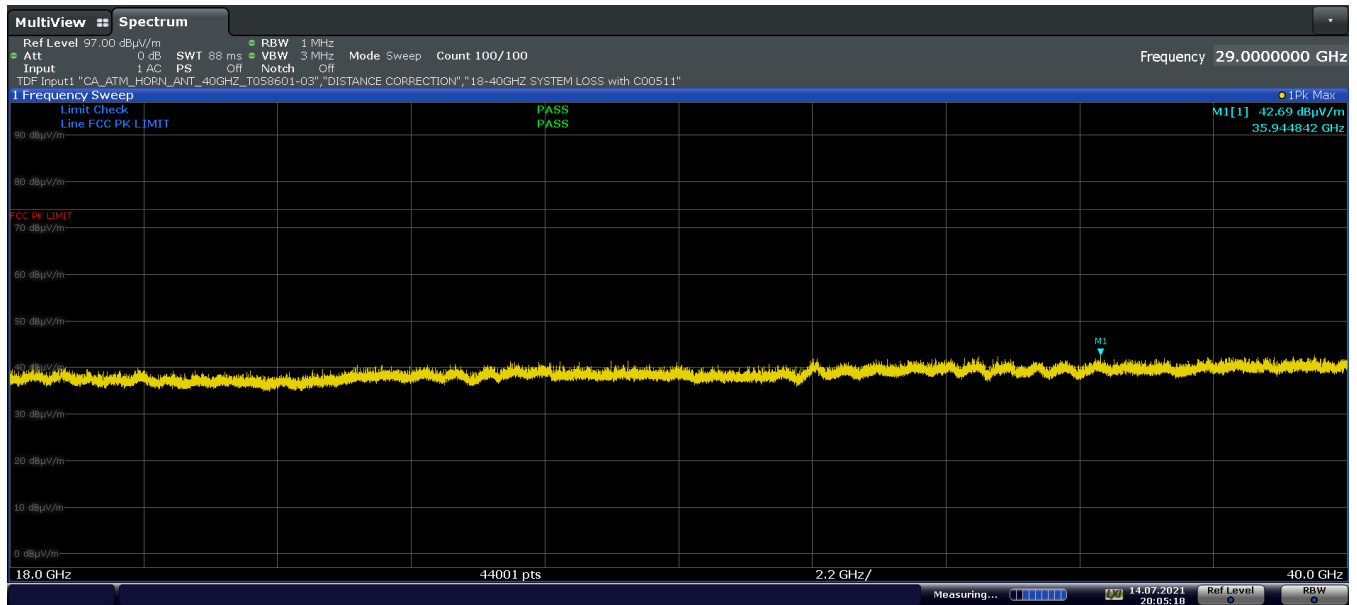


Plot 7-110. Radiated Spurious Emissions above 1GHz CDD (802.11n – Ch. 40)



Plot 7-111. Radiated Spurious Emissions 18GHz - 40GHz CDD (802.11n – Ch.40, Pol. H)

FCC ID: BCGA2603 IC: 579C-A2603	PCTEST Proud to be part of element	MEASUREMENT REPORT (CERTIFICATION)	Approved by: Quality Manager
Test Report S/N: 1C2106080051-10.BCG	Test Dates: 05/28/2021 – 08/03/2021	EUT Type: Tablet Device	Page 87 of 156




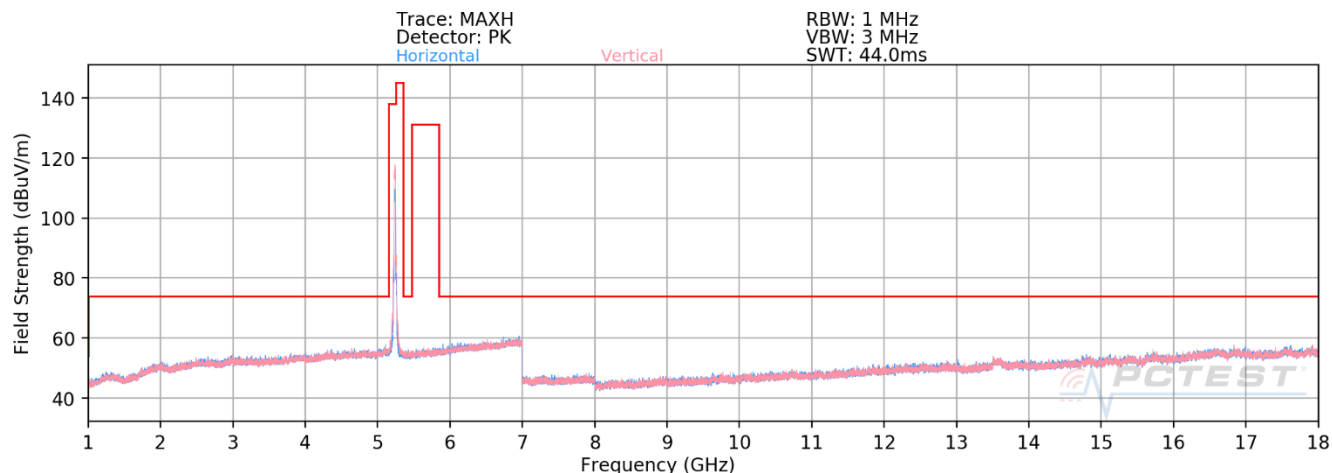
Plot 7-112. Radiated Spurious Emissions 18GHz - 40GHz CDD (802.11n – Ch.40, Pol. V)

Mode: 802.11n
Data Rate: MCS8
Distance of Measurements: 3 Meters
Operating Frequency: 5200MHz
Channel: 40

Frequency [MHz]	Detector	Ant. Pol. [H/V]	Antenna Height [cm]	Turntable Azimuth [degree]	Analyzer Level [dBm]	AFCL [dB/m]	Field Strength [dBμV/m]	Limit [dBμV/m]	Margin [dB]
10400.00	Peak	-	-	-	-69.97	15.59	52.62	68.20	-15.58
* 15600.00	Average	-	-	-	-81.34	20.26	45.92	53.98	-8.06
* 15600.00	Peak	-	-	-	-70.11	20.26	57.15	73.98	-16.83

Table 7-61. Radiated Measurements CDD

FCC ID: BCGA2603 IC: 579C-A2603	 PCTEST Proud to be part of 	MEASUREMENT REPORT (CERTIFICATION)	Approved by: Quality Manager
Test Report S/N: 1C2106080051-10.BCG	Test Dates: 05/28/2021 – 08/03/2021	EUT Type: Tablet Device	Page 88 of 156



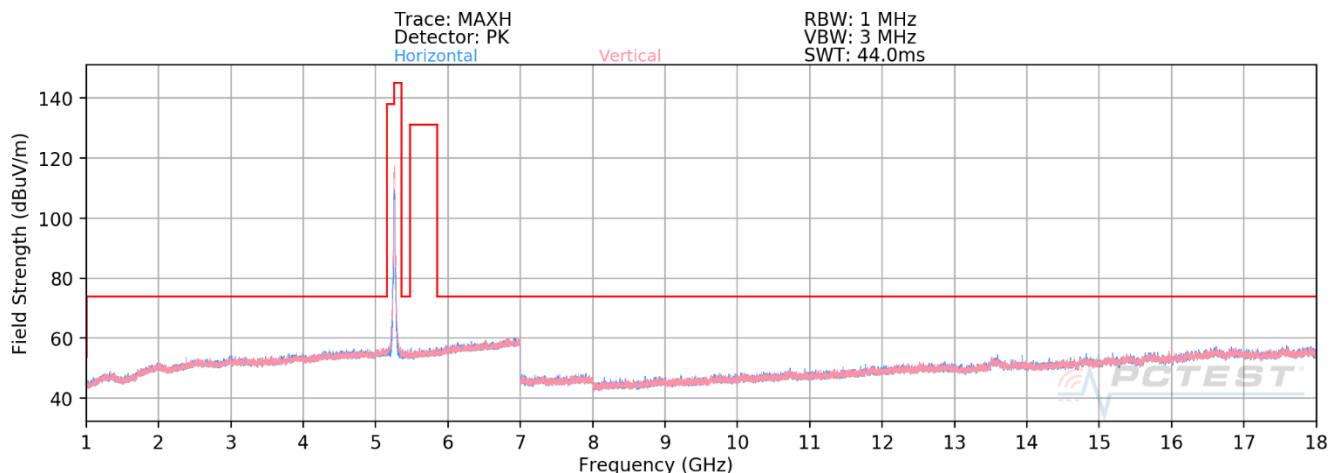
Plot 7-113. Radiated Spurious Emissions above 1GHz CDD (802.11n – Ch. 48)

Mode: 802.11n
Data Rate: MCS8
Distance of Measurements: 3 Meters
Operating Frequency: 5240MHz
Channel: 48

Frequency [MHz]	Detector	Ant. Pol. [H/V]	Antenna Height [cm]	Turntable Azimuth [degree]	Analyzer Level [dBm]	AFCL [dB/m]	Field Strength [dBuV/m]	Limit [dBuV/m]	Margin [dB]
10480.00	Peak	-	-	-	-69.33	15.32	52.99	68.20	-15.21
* 15720.00	Average	-	-	-	-81.21	21.24	47.03	53.98	-6.94
* 15720.00	Peak	-	-	-	-69.29	21.24	58.95	73.98	-15.02

Table 7-62. Radiated Measurements CDD

FCC ID: BCGA2603 IC: 579C-A2603	PCTEST Proud to be part of element	MEASUREMENT REPORT (CERTIFICATION)	Approved by: Quality Manager
Test Report S/N: 1C2106080051-10.BCG	Test Dates: 05/28/2021 – 08/03/2021	EUT Type: Tablet Device	Page 89 of 156



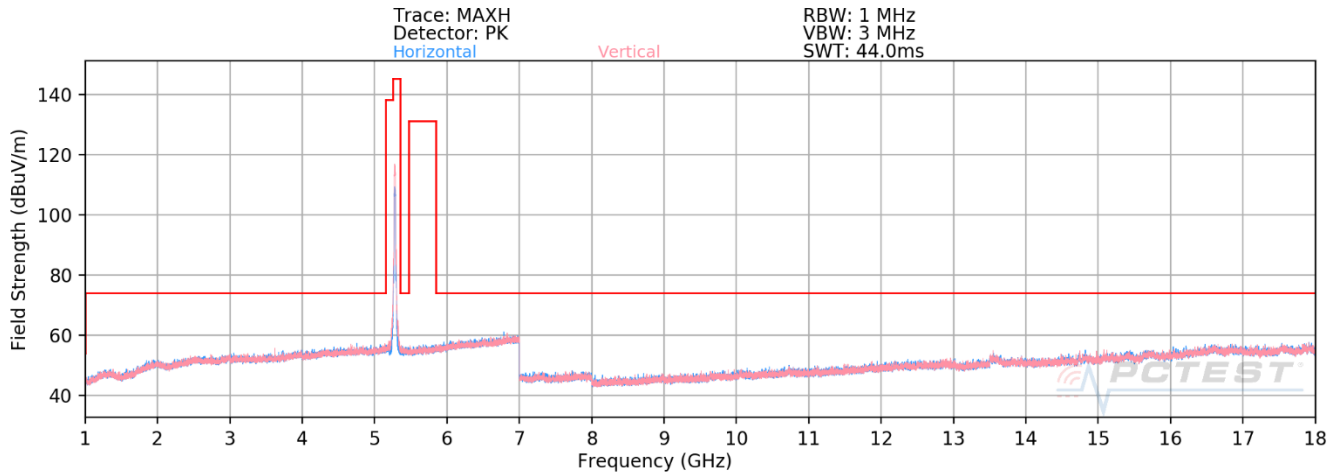
Plot 7-114. Radiated Spurious Emissions above 1GHz SDM (802.11n – Ch. 52)

Mode: 802.11n
Data Rate: MCS8
Distance of Measurements: 3 Meters
Operating Frequency: 5260MHz
Channel: 52

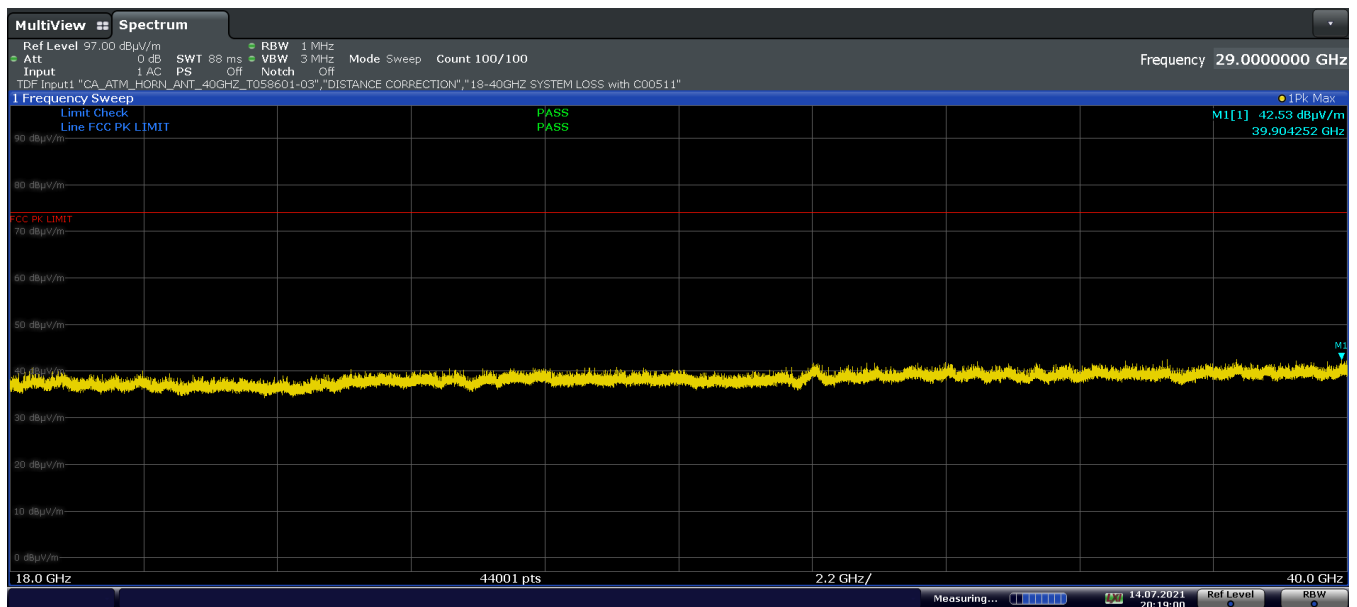
Frequency [MHz]	Detector	Ant. Pol. [H/V]	Antenna Height [cm]	Turntable Azimuth [degree]	Analyzer Level [dBm]	AFCL [dB/m]	Field Strength [dBμV/m]	Limit [dBμV/m]	Margin [dB]
10520.00	Peak	-	-	-	-69.50	15.10	52.60	68.20	-15.60
* 15780.00	Average	-	-	-	-81.02	20.23	46.21	53.98	-7.77
* 15780.00	Peak	-	-	-	-69.79	20.23	57.44	73.98	-16.54

Table 7-63. Radiated Measurements SDM

FCC ID: BCGA2603 IC: 579C-A2603	PCTEST Proud to be part of element	MEASUREMENT REPORT (CERTIFICATION)	Approved by: Quality Manager
Test Report S/N: 1C2106080051-10.BCG	Test Dates: 05/28/2021 – 08/03/2021	EUT Type: Tablet Device	Page 90 of 156

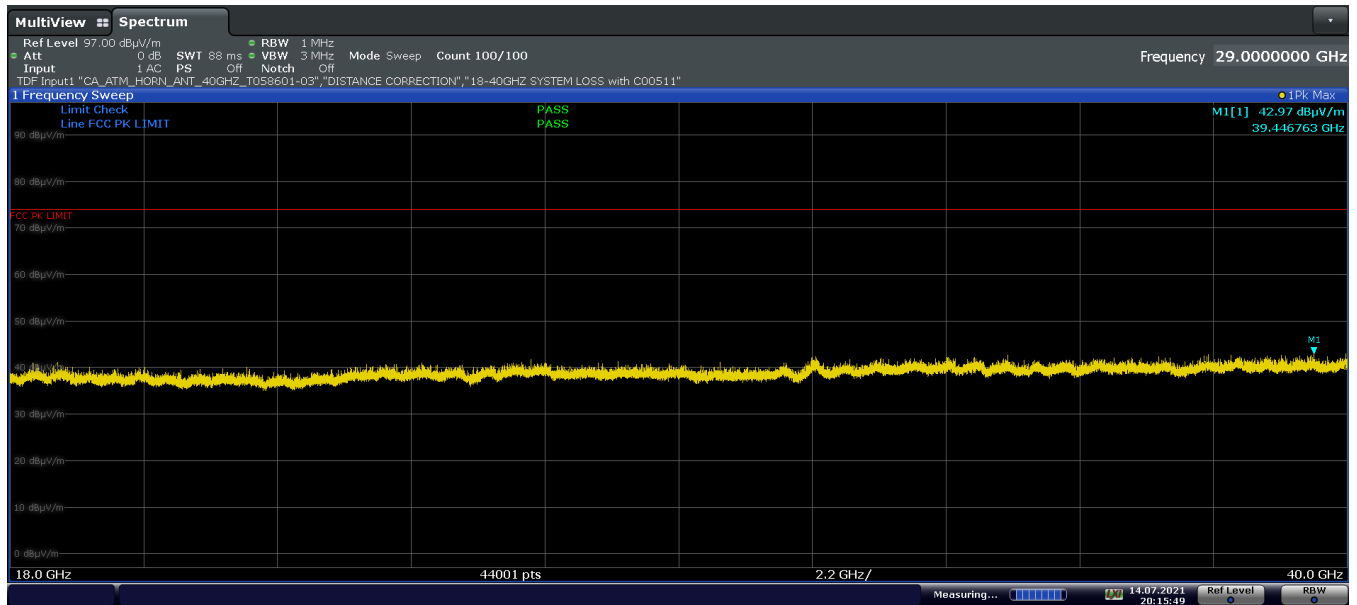


Plot 7-115. Radiated Spurious Emissions above 1GHz SDM (802.11n – Ch. 56)



Plot 7-116. Radiated Spurious Emissions 18GHz - 40GHz SDM (802.11n – Ch.56, Pol. H)

FCC ID: BCGA2603 IC: 579C-A2603	PCTEST Proud to be part of element	MEASUREMENT REPORT (CERTIFICATION)	Approved by: Quality Manager
Test Report S/N: 1C2106080051-10.BCG	Test Dates: 05/28/2021 – 08/03/2021	EUT Type: Tablet Device	Page 91 of 156



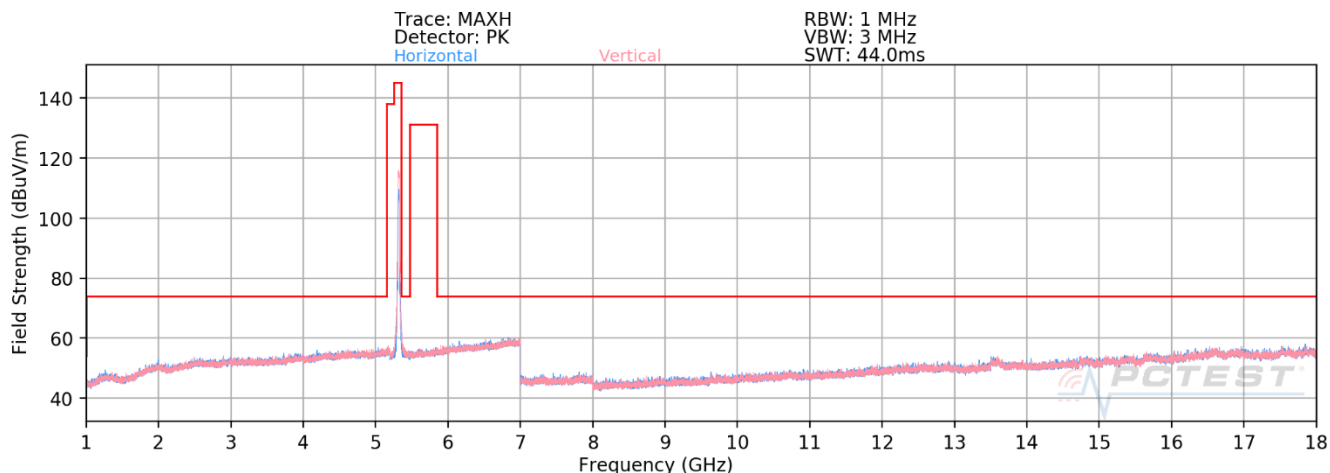
Plot 7-117. Radiated Spurious Emissions 18GHz - 40GHz SDM (802.11n – Ch.56, Pol. V)

Mode: 802.11n
Data Rate: MCS8
Distance of Measurements: 3 Meters
Operating Frequency: 5280MHz
Channel: 56

Frequency [MHz]	Detector	Ant. Pol. [H/V]	Antenna Height [cm]	Turntable Azimuth [degree]	Analyzer Level [dBm]	AFCL [dB/m]	Field Strength [dBμV/m]	Limit [dBμV/m]	Margin [dB]
10560.00	Peak	-	-	-	-69.15	15.47	53.32	68.20	-14.88
* 15840.00	Average	-	-	-	-80.81	20.34	46.53	53.98	-7.44
* 15840.00	Peak	-	-	-	-69.56	20.34	57.78	73.98	-16.19

Table 7-64. Radiated Measurements SDM

FCC ID: BCGA2603 IC: 579C-A2603	PCTEST Proud to be part of element	MEASUREMENT REPORT (CERTIFICATION)	Approved by: Quality Manager
Test Report S/N: 1C2106080051-10.BCG	Test Dates: 05/28/2021 – 08/03/2021	EUT Type: Tablet Device	Page 92 of 156




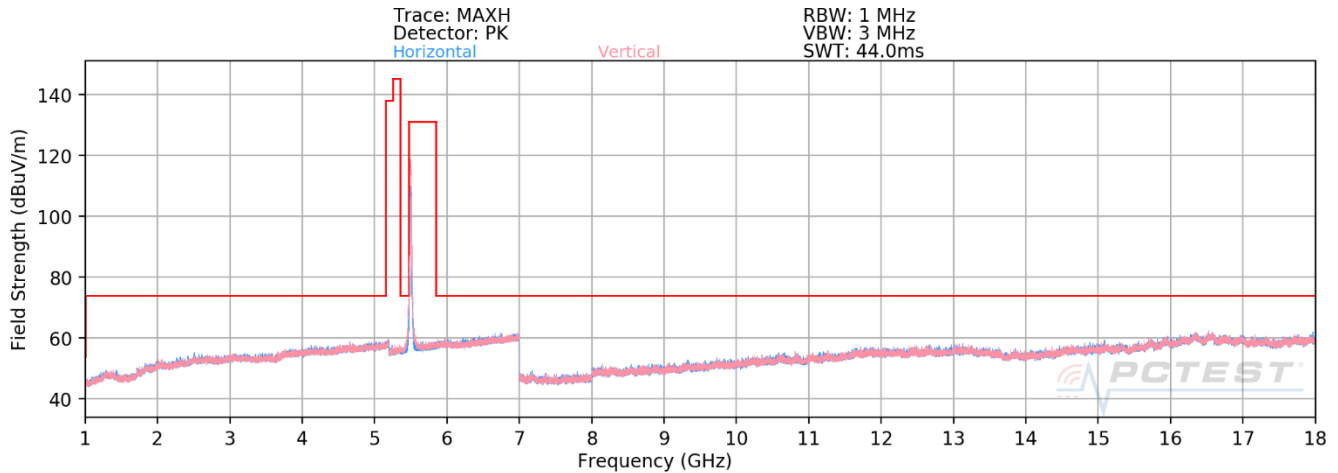
Plot 7-118. Radiated Spurious Emissions above 1GHz CDD (802.11n – Ch. 64)

Mode: 802.11n
Data Rate: MCS8
Distance of Measurements: 3 Meters
Operating Frequency: 5320MHz
Channel: 64

Frequency [MHz]	Detector	Ant. Pol. [H/V]	Antenna Height [cm]	Turntable Azimuth [degree]	Analyzer Level [dBm]	AFCL [dB/m]	Field Strength [dBμV/m]	Limit [dBμV/m]	Margin [dB]
* 10640.00	Average	-	-	-	-80.94	15.75	41.81	53.98	-12.17
* 10640.00	Peak	-	-	-	-69.78	15.75	52.97	73.98	-21.01
* 15960.00	Average	-	-	-	-81.26	21.28	47.02	53.98	-6.96
* 15960.00	Peak	-	-	-	-69.49	21.28	58.79	73.98	-15.19

Table 7-65. Radiated Measurements CDD

FCC ID: BCGA2603 IC: 579C-A2603		MEASUREMENT REPORT (CERTIFICATION)	Approved by: Quality Manager
Test Report S/N: 1C2106080051-10.BCG	Test Dates: 05/28/2021 – 08/03/2021	EUT Type: Tablet Device	Page 93 of 156



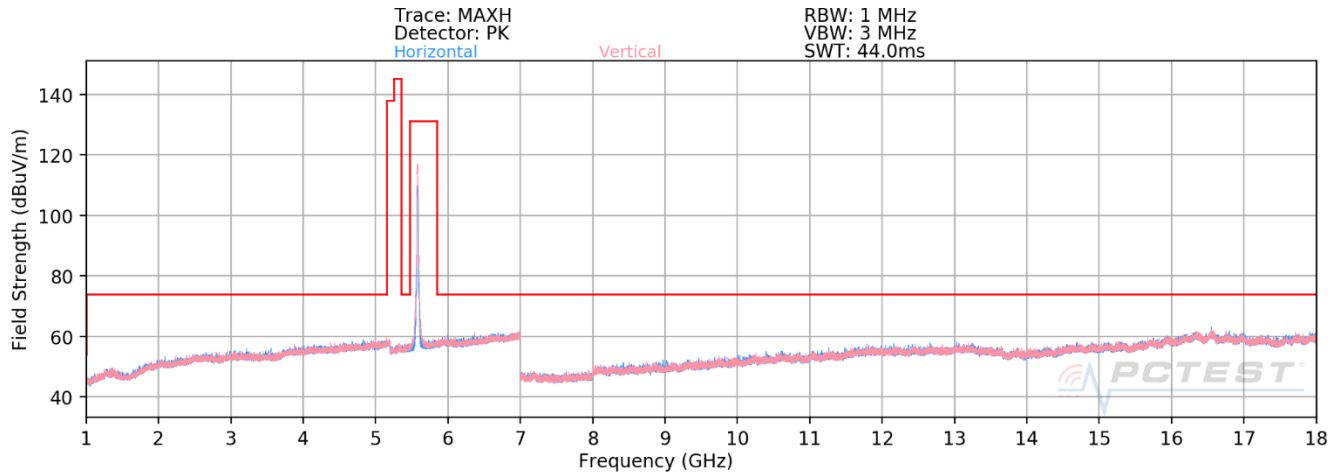
Plot 7-119. Radiated Spurious Emissions above 1GHz CDD (802.11n – Ch. 100)

Mode: 802.11n
Data Rate: MCS8
Distance of Measurements: 3 Meters
Operating Frequency: 5500MHz
Channel: 100

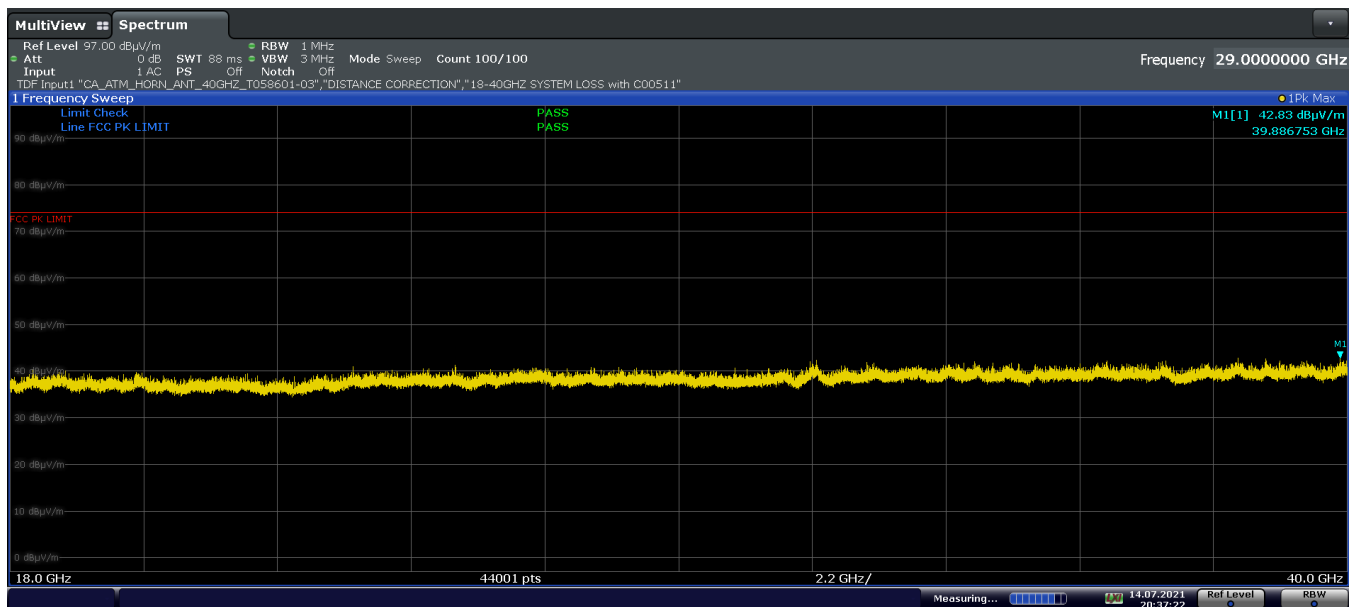
Frequency [MHz]	Detector	Ant. Pol. [H/V]	Antenna Height [cm]	Turntable Azimuth [degree]	Analyzer Level [dBm]	AFCL [dB/m]	Field Strength [dBμV/m]	Limit [dBμV/m]	Margin [dB]
* 11000.00	Average	-	-	-	-81.53	16.10	41.57	53.98	-12.41
* 11000.00	Peak	-	-	-	-70.35	16.10	52.75	73.98	-21.23
16500.00	Peak	-	-	-	-69.11	21.77	59.66	68.20	-8.54

Table 7-66. Radiated Measurements CDD

FCC ID: BCGA2603 IC: 579C-A2603	PCTEST Proud to be part of element	MEASUREMENT REPORT (CERTIFICATION)	Approved by: Quality Manager
Test Report S/N: 1C2106080051-10.BCG	Test Dates: 05/28/2021 – 08/03/2021	EUT Type: Tablet Device	Page 94 of 156

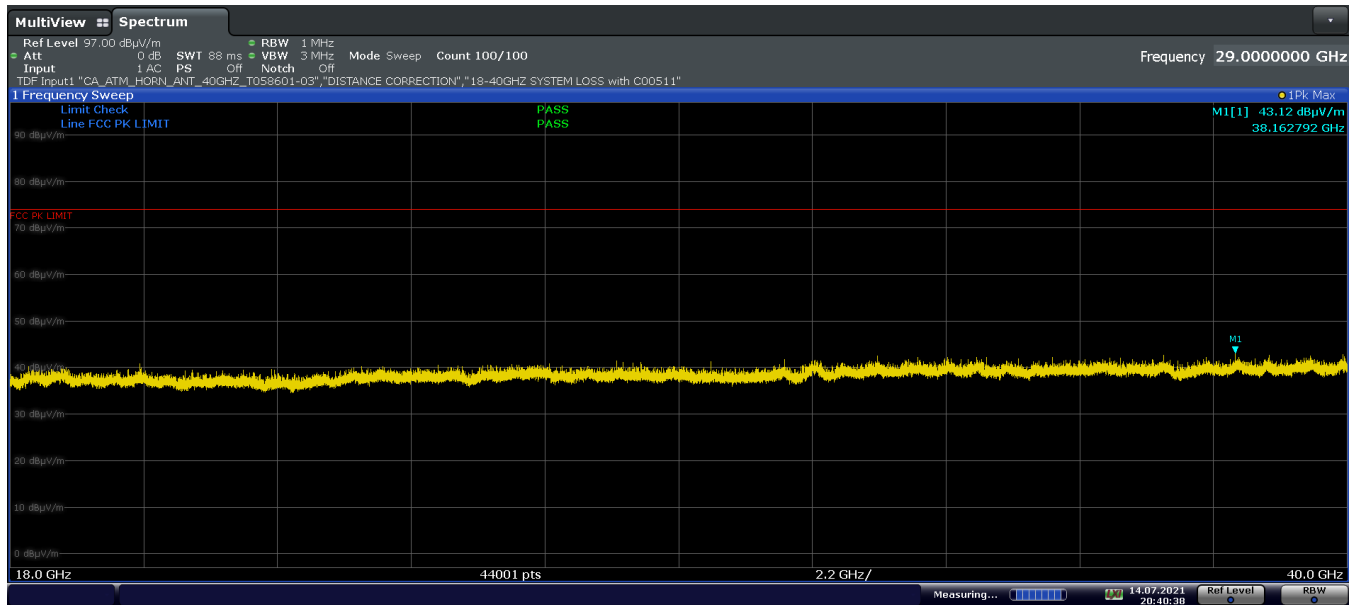


Plot 7-120. Radiated Spurious Emissions above 1GHz SDM (802.11n – Ch. 116)



Plot 7-121. Radiated Spurious Emissions 18GHz - 40GHz SDM (802.11n – Ch.116, Pol. H)

FCC ID: BCGA2603 IC: 579C-A2603		MEASUREMENT REPORT (CERTIFICATION)	Approved by: Quality Manager
Test Report S/N: 1C2106080051-10.BCG	Test Dates: 05/28/2021 – 08/03/2021	EUT Type: Tablet Device	Page 95 of 156



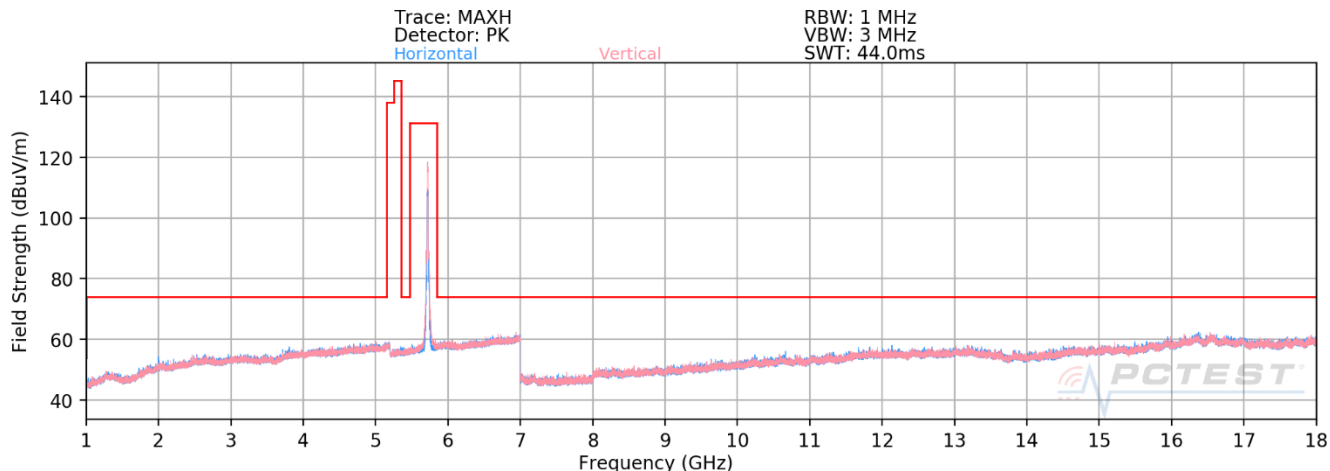
Plot 7-122. Radiated Spurious Emissions 18GHz - 40GHz SDM (802.11n – Ch.116, Pol. V)

Mode: 802.11n
Data Rate: MCS8
Distance of Measurements: 3 Meters
Operating Frequency: 5580MHz
Channel: 116

Frequency [MHz]	Detector	Ant. Pol. [H/V]	Antenna Height [cm]	Turntable Azimuth [degree]	Analyzer Level [dBm]	AFCL [dB/m]	Field Strength [dBμV/m]	Limit [dBμV/m]	Margin [dB]
* 11160.00	Average	-	-	-	-80.83	15.67	41.84	53.98	-12.14
* 11160.00	Peak	-	-	-	-69.48	15.67	53.19	73.98	-20.79
16740.00	Peak	-	-	-	-69.92	22.01	59.09	68.20	-9.11

Table 7-67. Radiated Measurements SDM

FCC ID: BCGA2603 IC: 579C-A2603	PCTEST Proud to be part of element	MEASUREMENT REPORT (CERTIFICATION)	Approved by: Quality Manager
Test Report S/N: 1C2106080051-10.BCG	Test Dates: 05/28/2021 – 08/03/2021	EUT Type: Tablet Device	Page 96 of 156




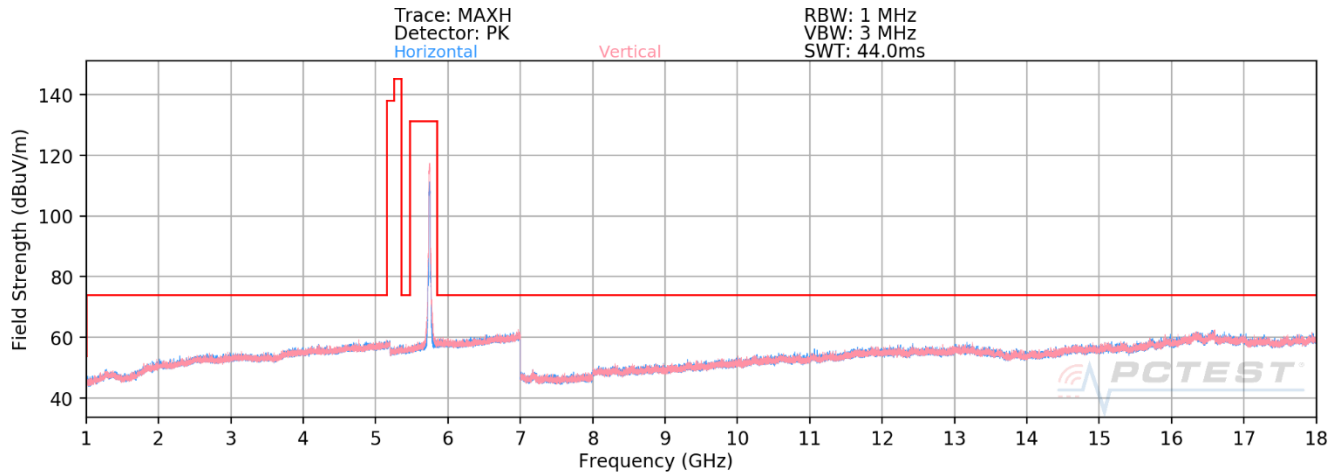
Plot 7-123. Radiated Spurious Emissions above 1GHz SDM (802.11n – Ch. 144)

Mode: 802.11n
Data Rate: MCS8
Distance of Measurements: 3 Meters
Operating Frequency: 5720MHz
Channel: 144

Frequency [MHz]	Detector	Ant. Pol. [H/V]	Antenna Height [cm]	Turntable Azimuth [degree]	Analyzer Level [dBm]	AFCL [dB/m]	Field Strength [dBuV/m]	Limit [dBuV/m]	Margin [dB]
* 11440.00	Average	-	-	-	-81.03	16.35	42.32	53.98	-11.65
* 11440.00	Peak	-	-	-	-69.81	16.35	53.54	73.98	-20.43
17160.00	Peak	-	-	-	-70.01	21.45	58.44	68.20	-9.76

Table 7-68. Radiated Measurements SDM

FCC ID: BCGA2603 IC: 579C-A2603		MEASUREMENT REPORT (CERTIFICATION)	Approved by: Quality Manager
Test Report S/N: 1C2106080051-10.BCG	Test Dates: 05/28/2021 – 08/03/2021	EUT Type: Tablet Device	Page 97 of 156



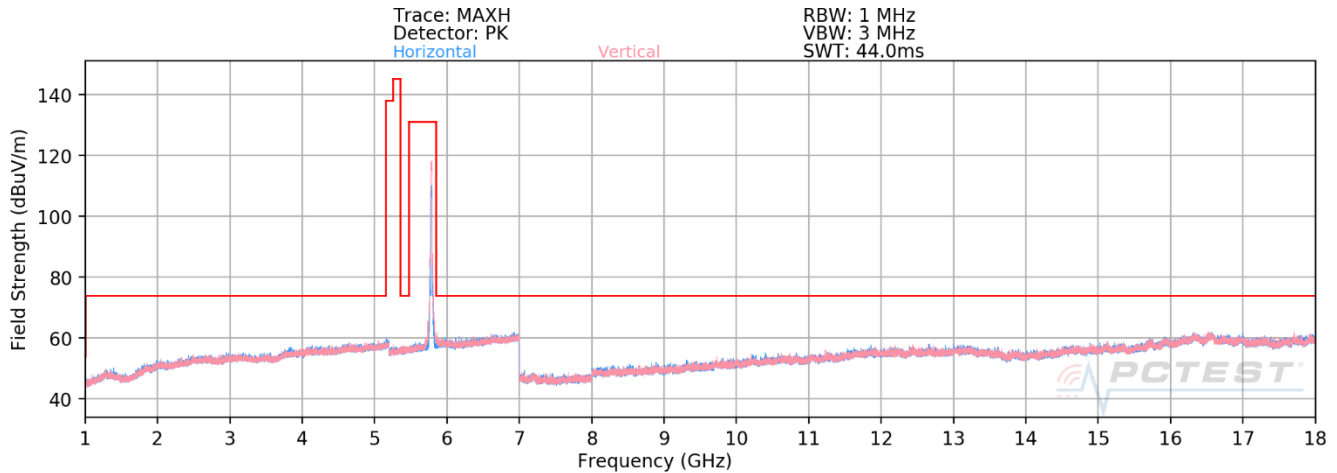
Plot 7-124. Radiated Spurious Emissions above 1GHz CDD (802.11n – Ch. 149)

Mode: 802.11n
Data Rate: MCS8
Distance of Measurements: 3 Meters
Operating Frequency: 5745MHz
Channel: 149

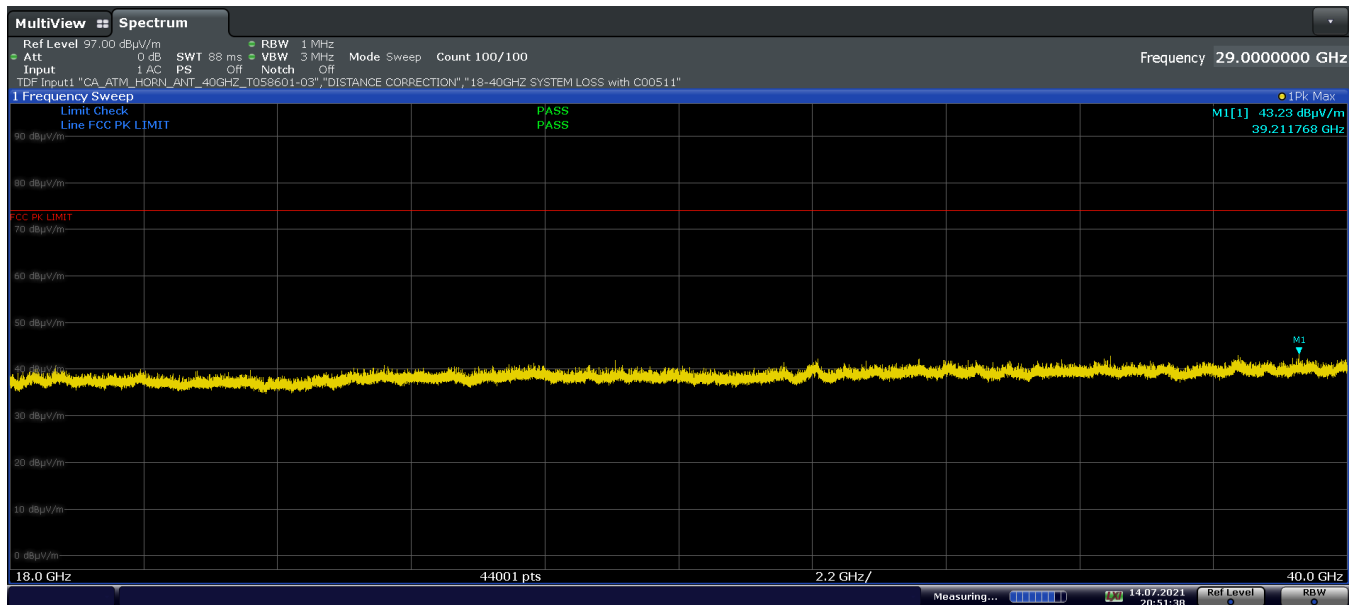
Frequency [MHz]	Detector	Ant. Pol. [H/V]	Antenna Height [cm]	Turntable Azimuth [degree]	Analyzer Level [dBm]	AFCL [dB/m]	Field Strength [dBμV/m]	Limit [dBμV/m]	Margin [dB]
* 11490.00	Average	-	-	-	-80.48	16.29	42.81	53.98	-11.17
* 11490.00	Peak	-	-	-	-69.92	16.29	53.37	73.98	-20.61
17235.00	Peak	-	-	-	-69.64	21.52	58.88	68.20	-9.32

Table 7-69. Radiated Measurements CDD

FCC ID: BCGA2603 IC: 579C-A2603	PCTEST Proud to be part of element	MEASUREMENT REPORT (CERTIFICATION)	Approved by: Quality Manager
Test Report S/N: 1C2106080051-10.BCG	Test Dates: 05/28/2021 – 08/03/2021	EUT Type: Tablet Device	Page 98 of 156

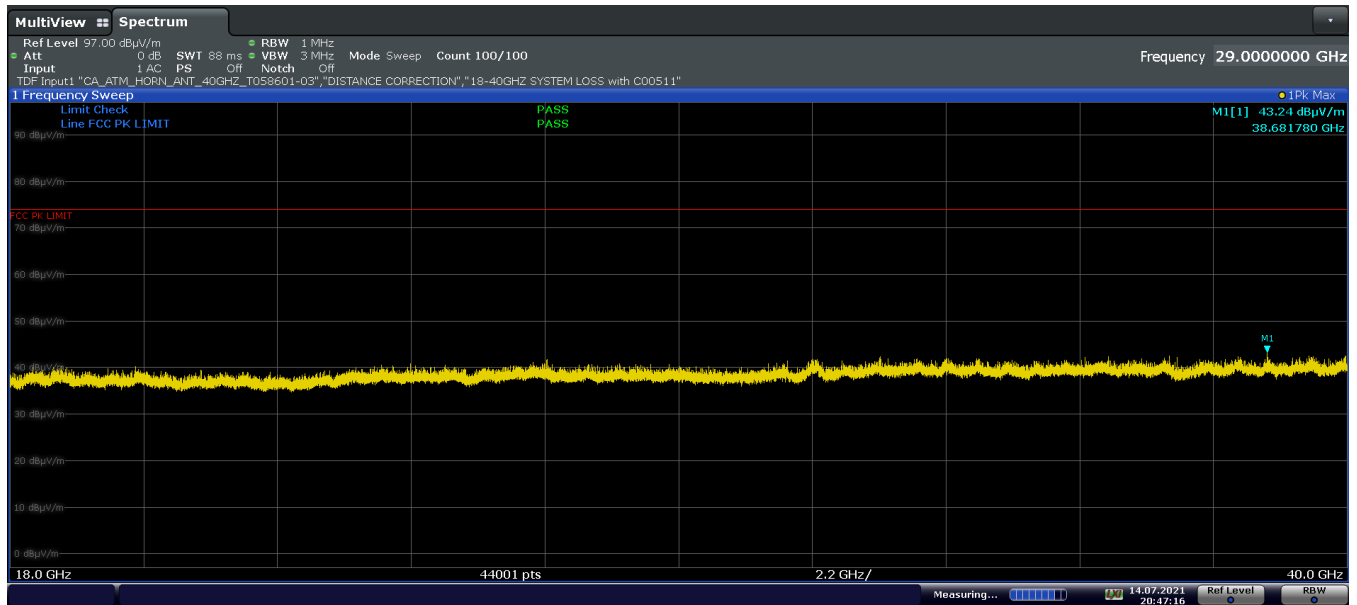


Plot 7-125. Radiated Spurious Emissions above 1GHz CDD (802.11n – Ch. 157)



Plot 7-126. Radiated Spurious Emissions 18GHz - 40GHz CDD (802.11n – Ch.157, Pol. H)

FCC ID: BCGA2603 IC: 579C-A2603	PCTEST Proud to be part of element	MEASUREMENT REPORT (CERTIFICATION)	Approved by: Quality Manager
Test Report S/N: 1C2106080051-10.BCG	Test Dates: 05/28/2021 – 08/03/2021	EUT Type: Tablet Device	Page 99 of 156



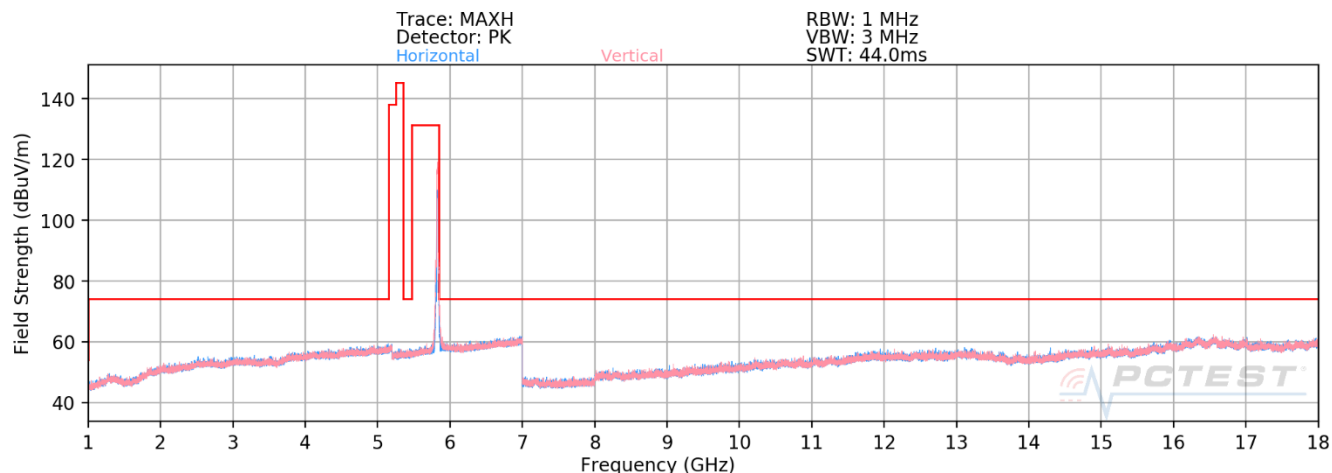
Plot 7-127. Radiated Spurious Emissions 18GHz - 40GHz CDD (802.11n – Ch.157, Pol. V)

Mode: 802.11n
Data Rate: MCS8
Distance of Measurements: 3 Meters
Operating Frequency: 5785MHz
Channel: 157

Frequency [MHz]	Detector	Ant. Pol. [H/V]	Antenna Height [cm]	Turntable Azimuth [degree]	Analyzer Level [dBm]	AFCL [dB/m]	Field Strength [dBμV/m]	Limit [dBμV/m]	Margin [dB]
* 11570.00	Average	-	-	-	-80.47	16.18	42.71	53.98	-11.27
* 11570.00	Peak	-	-	-	-68.92	16.18	54.26	73.98	-19.72
17355.00	Peak	-	-	-	-69.12	21.50	59.38	68.20	-8.82

Table 7-70. Radiated Measurements CDD

FCC ID: BCGA2603 IC: 579C-A2603	PCTEST Proud to be part of element	MEASUREMENT REPORT (CERTIFICATION)	Approved by: Quality Manager
Test Report S/N: 1C2106080051-10.BCG	Test Dates: 05/28/2021 – 08/03/2021	EUT Type: Tablet Device	Page 100 of 156



Plot 7-128. Radiated Spurious Emissions above 1GHz CDD (802.11n – Ch. 165)

Mode: 802.11n
Data Rate: MCS8
Distance of Measurements: 3 Meters
Operating Frequency: 5825MHz
Channel: 165

Frequency [MHz]	Detector	Ant. Pol. [H/V]	Antenna Height [cm]	Turntable Azimuth [degree]	Analyzer Level [dBm]	AFCL [dB/m]	Field Strength [dBμV/m]	Limit [dBμV/m]	Margin [dB]
* 11650.00	Average	-	-	-	-80.43	16.84	43.41	53.98	-10.57
* 11650.00	Peak	-	-	-	-69.27	16.84	54.57	73.98	-19.41
17475.00	Peak	-	-	-	-69.85	21.37	58.52	68.20	-9.68

Table 7-71. Radiated Measurements CDD

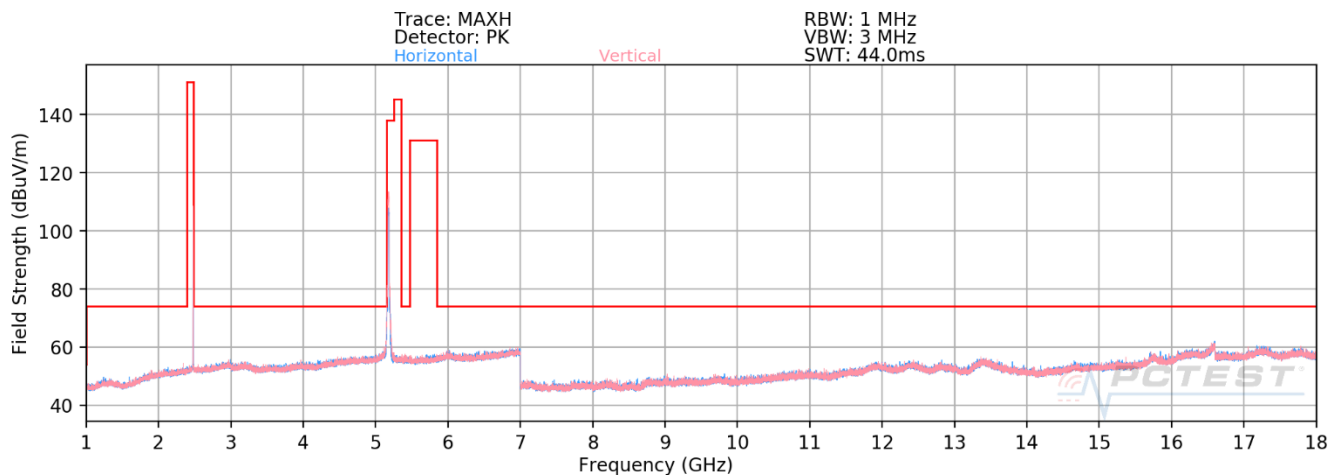
FCC ID: BCGA2603 IC: 579C-A2603	PCTEST Proud to be part of element	MEASUREMENT REPORT (CERTIFICATION)	Approved by: Quality Manager
Test Report S/N: 1C2106080051-10.BCG	Test Dates: 05/28/2021 – 08/03/2021	EUT Type: Tablet Device	Page 101 of 156

7.6.4 Simultaneous Tx Radiated Spurious Emissions Measurements

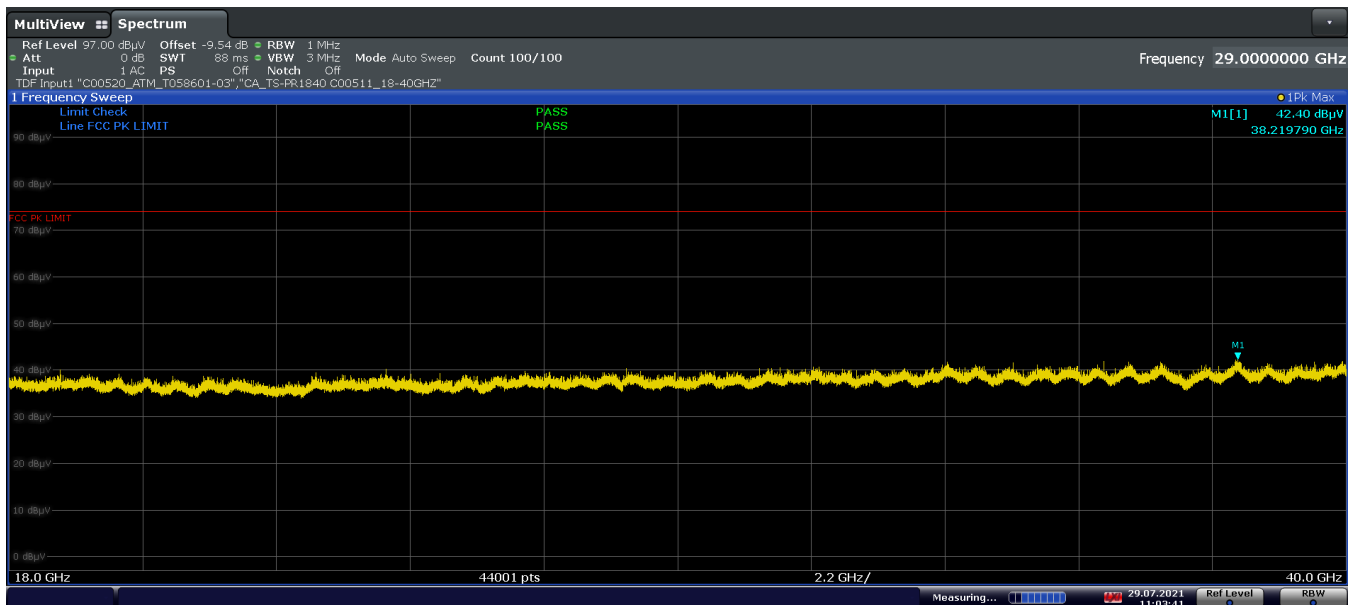
§15.247 §15.407(b) §15.205 & §15.209; RSS-Gen [8.9]

Description	Bluetooth	802.11a/n/ac 5GHz
Antenna	A	A
Channel	78	36
Operating Frequency (MHz)	2480	5180
Data Rate (Mbps)	1.0	MCS0
Mode	GFSK/ePa	802.11n

Table 7-72. Worst Case Simultaneous Transmission Configuration

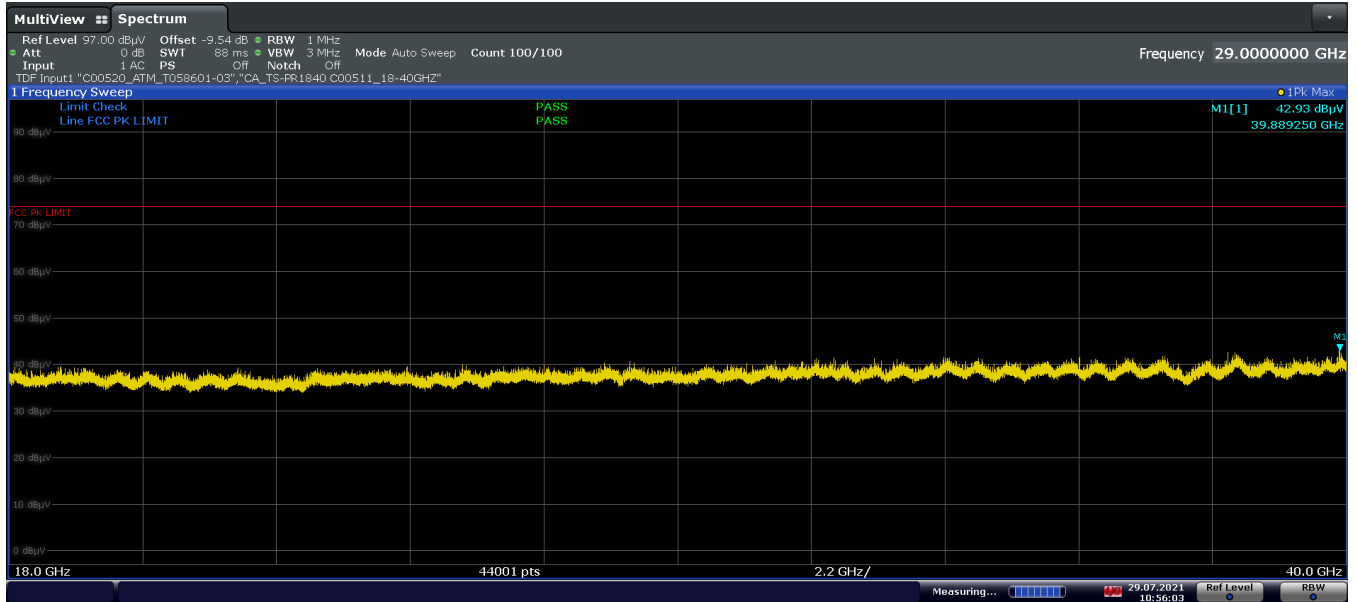


Plot 7-129. Radiated Spurious Emissions Above 1GHz Simultaneous Tx



Plot 7-130. Radiated Spurious Emissions Simultaneous Tx 18-40GHz Pol. H

FCC ID: BCGA2603 IC: 579C-A2603	PCTEST Proud to be part of element	MEASUREMENT REPORT (CERTIFICATION)	Approved by: Quality Manager
Test Report S/N: 1C2106080051-10.BCG	Test Dates: 05/28/2021 – 08/03/2021	EUT Type: Tablet Device	Page 102 of 156



Plot 7-131. Radiated Spurious Emissions Simultaneous Tx 18-40GHz Pol. V

Frequency [MHz]	Detector	Ant. Pol. [H/V]	Antenna Height [cm]	Turntable Azimuth [degree]	Analyzer Level [dBm]	AFCL [dB/m]	Field Strength [dBμV/m]	Limit [dBμV/m]	Margin [dB]
4960.00	Peak	V	-	-	-68.50	16.06	54.56	73.98	-19.42
7440.00	Peak	V	-	-	-73.02	14.24	48.22	73.98	-25.76
12400.00	Peak	V	-	-	-73.50	20.45	53.95	73.98	-20.02

Table 7-73. Bluetooth Harmonics Emissions Measurements in Simultaneous Transmission Mode

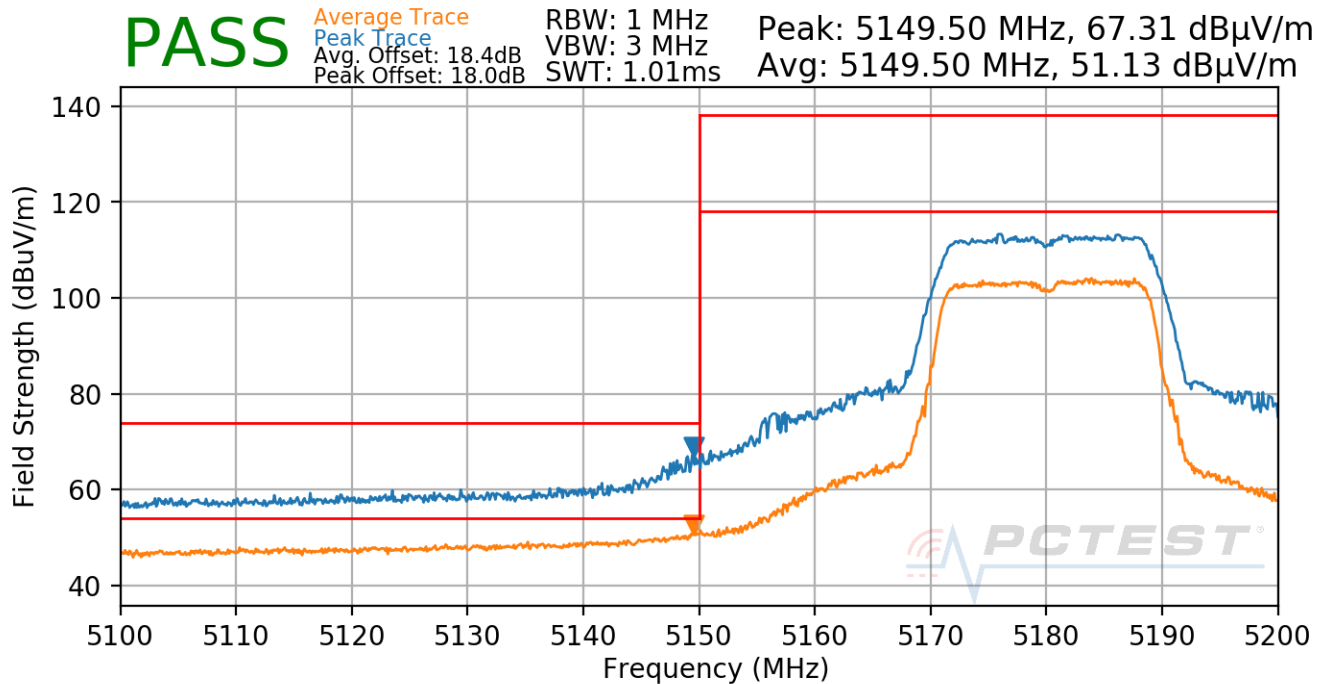
Frequency [MHz]	Detector	Ant. Pol. [H/V]	Antenna Height [cm]	Turntable Azimuth [degree]	Analyzer Level [dBm]	AFCL [dB/m]	Field Strength [dBμV/m]	Limit [dBμV/m]	Margin [dB]
10360.00	Peak	V	-	-	-74.16	17.53	50.37	68.20	-17.83
15540.00	Average	V	-	-	-85.98	23.28	44.30	53.98	-9.68
15540.00	Peak	V	-	-	-74.54	23.28	55.74	73.98	-18.24

Table 7-74. UNII Harmonics Emissions Measurements in Simultaneous Transmission Mode

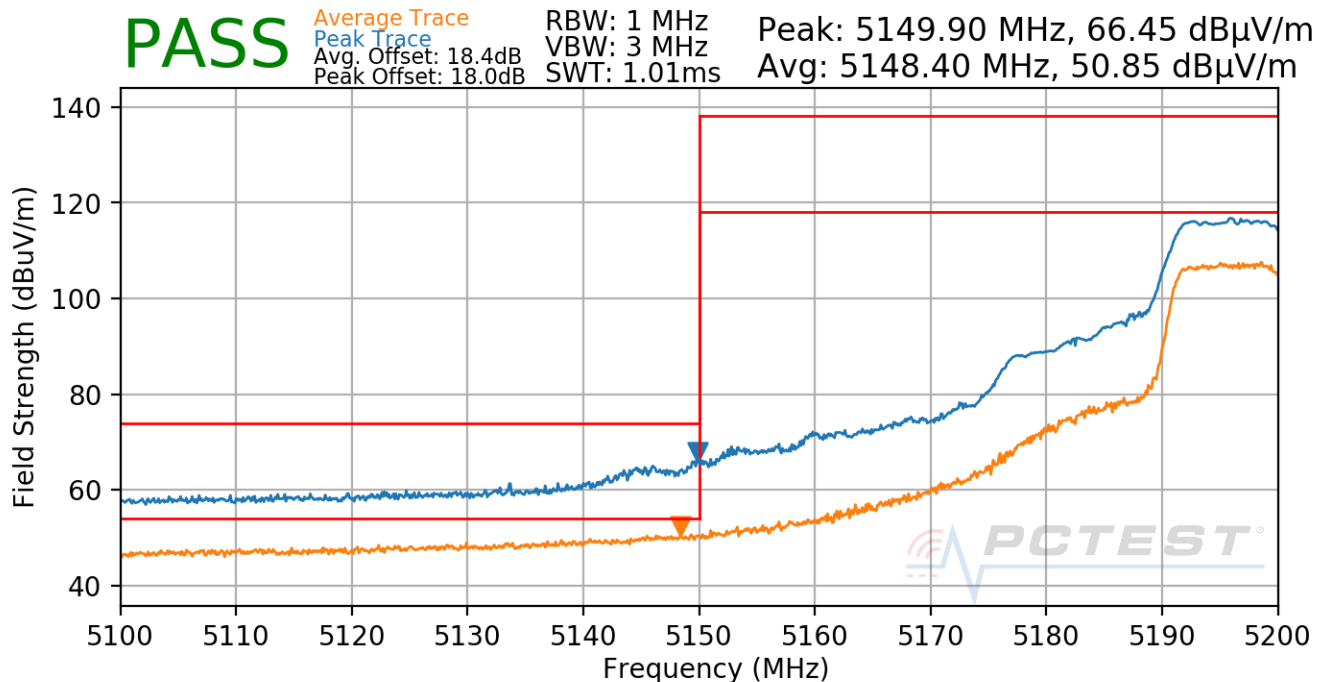
FCC ID: BCGA2603 IC: 579C-A2603	PCTEST Proud to be part of element	MEASUREMENT REPORT (CERTIFICATION)	Approved by: Quality Manager
Test Report S/N: 1C2106080051-10.BCG	Test Dates: 05/28/2021 – 08/03/2021	EUT Type: Tablet Device	Page 103 of 156

7.6.5 Antenna A Radiated Band Edge Measurements (20MHz BW)


§15.407(b.1)(b.2) §15.205 §15.209; RSS-Gen [8.9]; RSS-Gen [8.9]

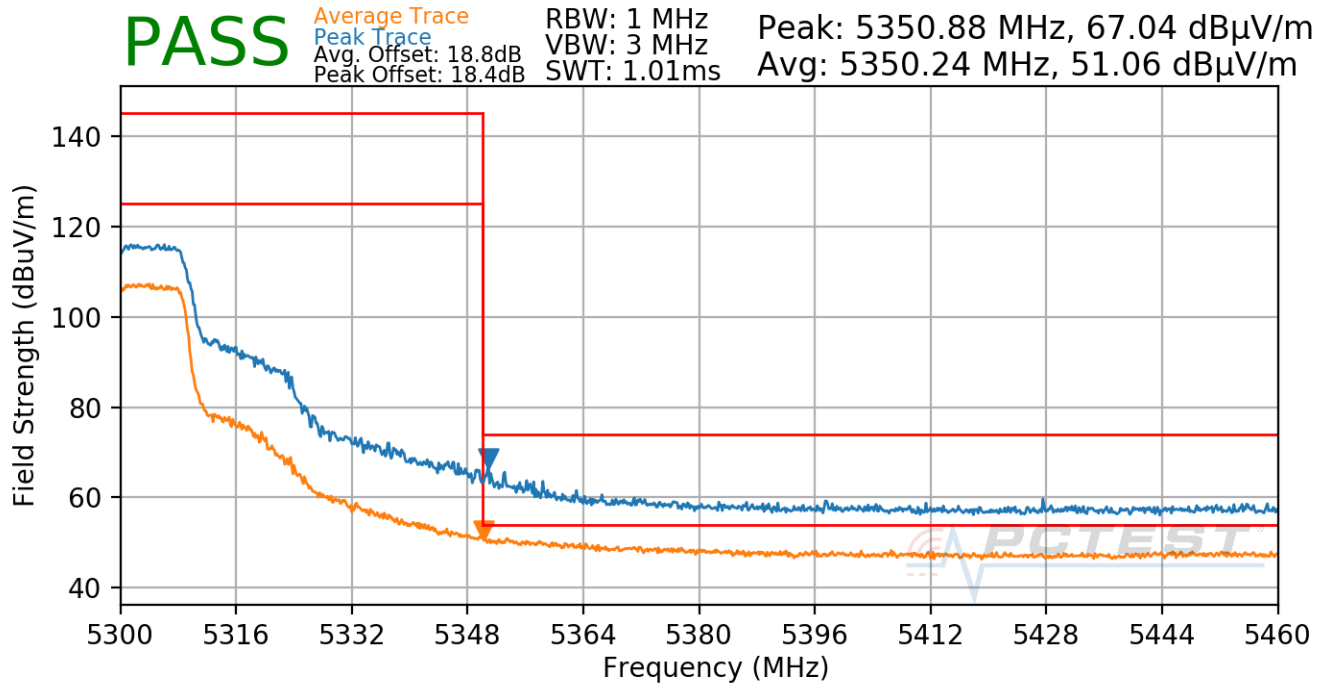


Plot 7-132. Antenna A (Pk & Avg, Ch.36, 802.11n, MCS7)

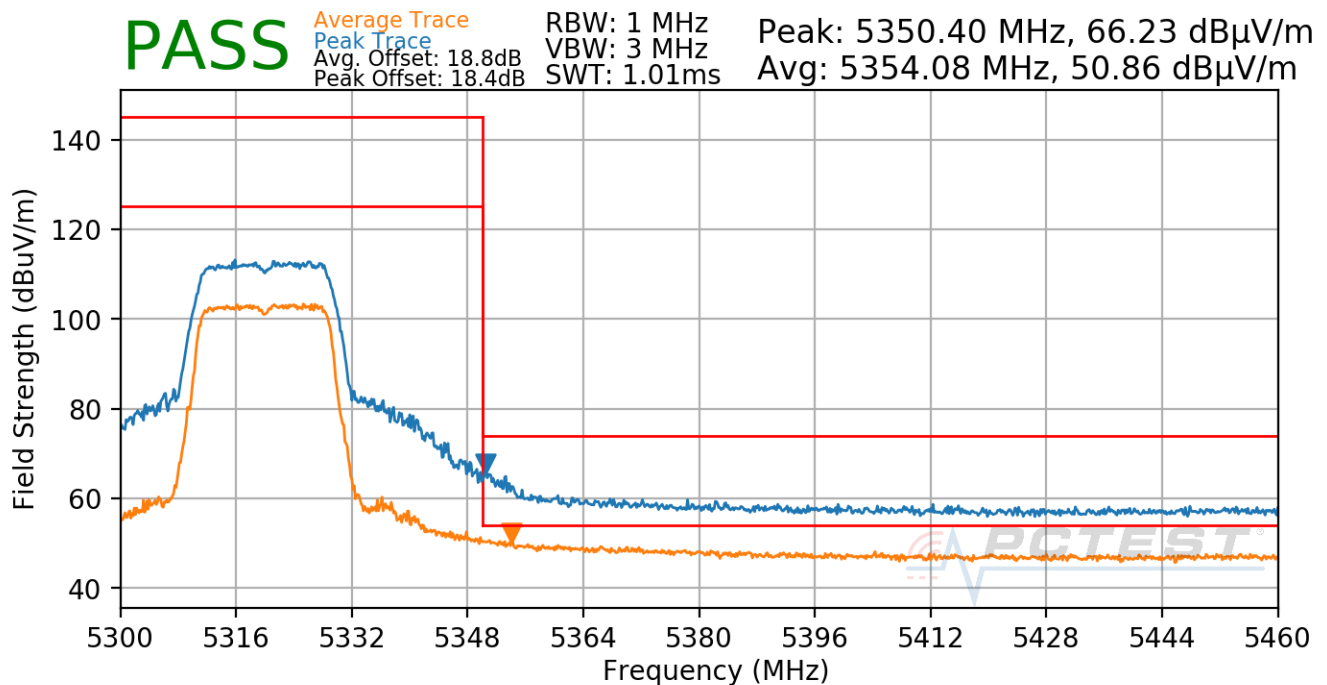


Plot 7-133. Antenna A (Pk & Avg, Ch.40, 802.11n, MCS7)

FCC ID: BCGA2603 IC: 579C-A2603	 Proud to be part of 	MEASUREMENT REPORT (CERTIFICATION)	Approved by: Quality Manager
Test Report S/N: 1C2106080051-10.BCG	Test Dates: 05/28/2021 – 08/03/2021	EUT Type: Tablet Device	Page 104 of 156

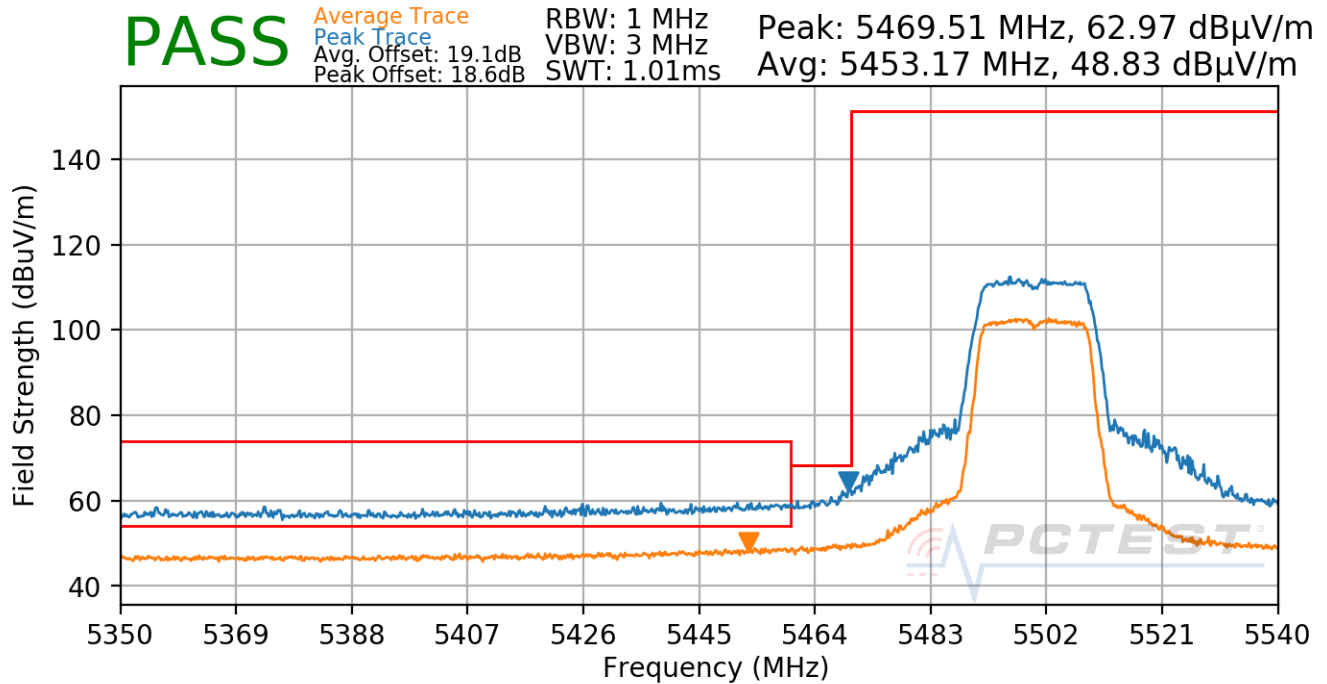


Plot 7-134. Antenna A (Pk & Avg, Ch.60, 802.11n, MCS7)

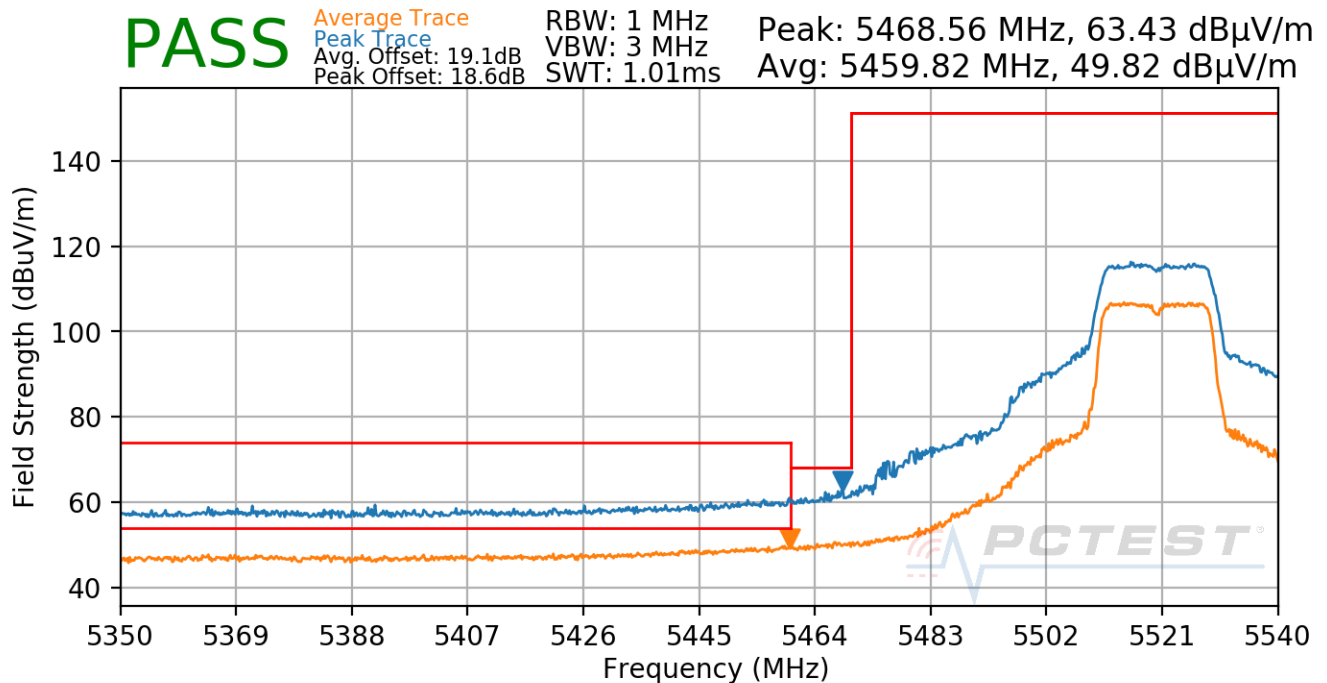


Plot 7-135. Antenna A (Pk & Avg, Ch.64, 802.11n, MCS7)

FCC ID: BCGA2603 IC: 579C-A2603	PCTEST Proud to be part of element	MEASUREMENT REPORT (CERTIFICATION)	Approved by: Quality Manager
Test Report S/N: 1C2106080051-10.BCG	Test Dates: 05/28/2021 – 08/03/2021	EUT Type: Tablet Device	Page 105 of 156

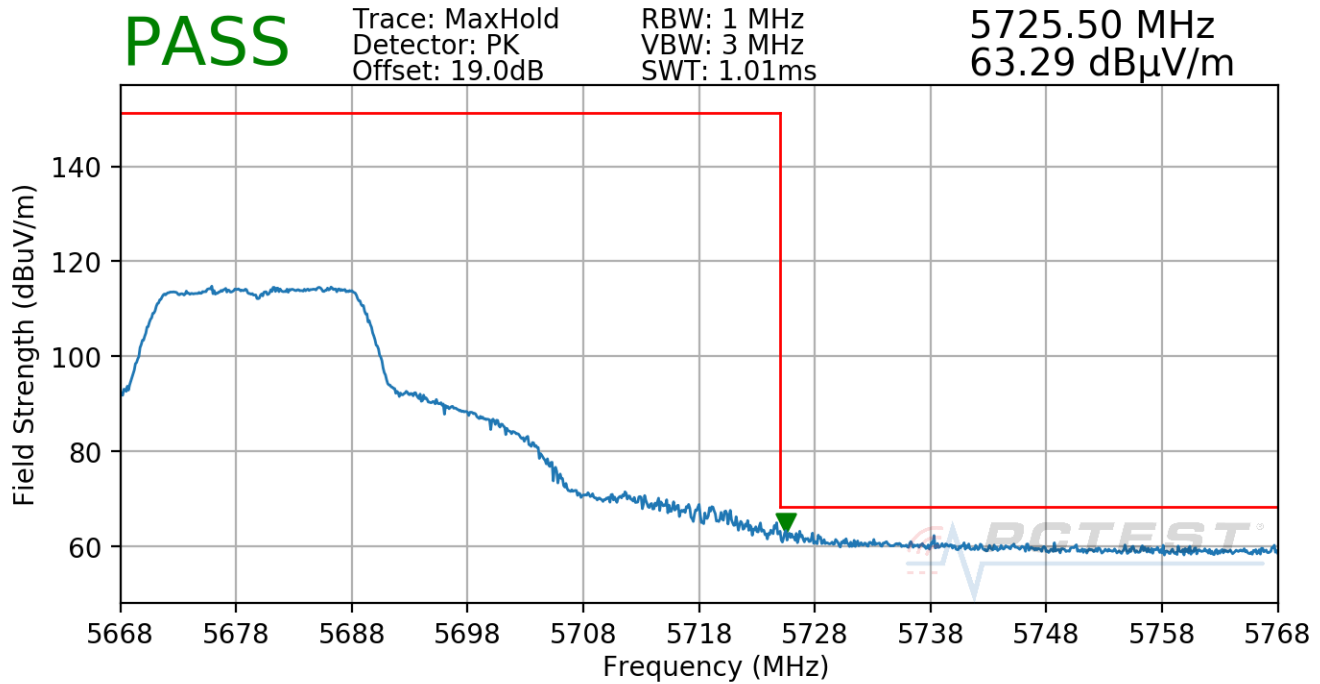


Plot 7-136. Antenna A (Pk & Avg, Ch.100, 802.11n, MCS7)

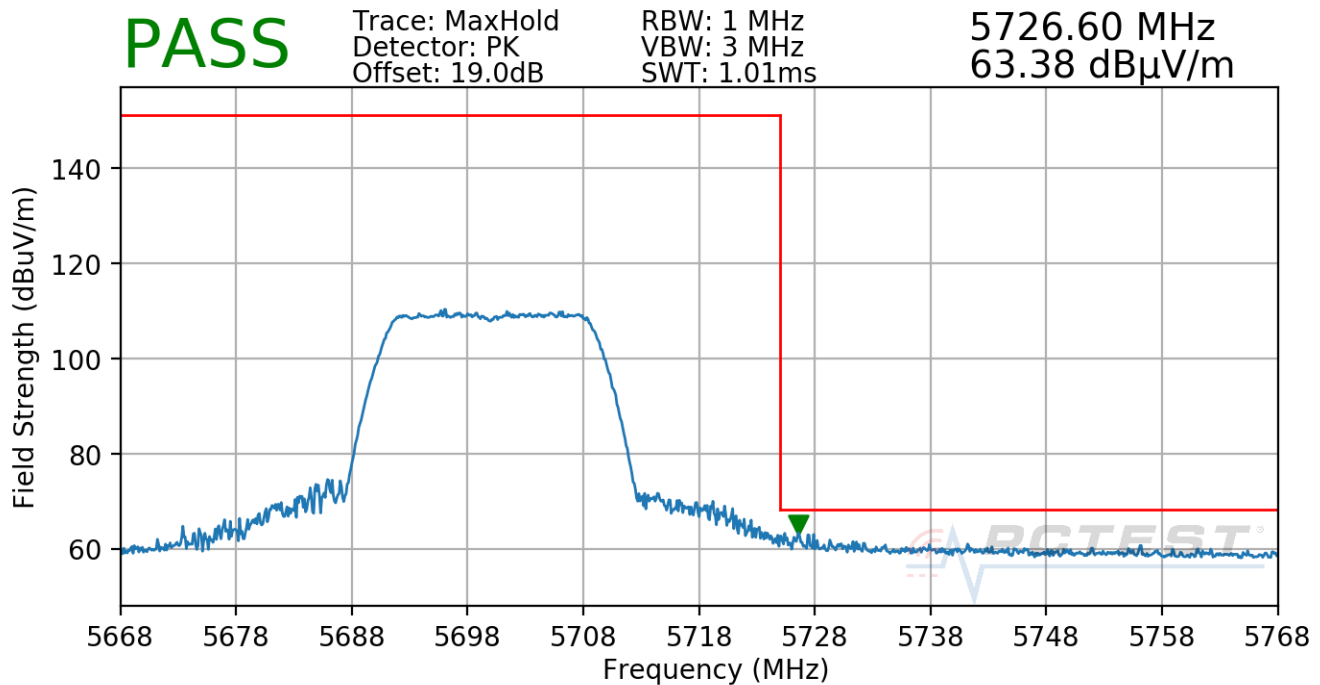


Plot 7-137. Antenna A (Pk & Avg, Ch.104, 802.11n, MCS7)

FCC ID: BCGA2603 IC: 579C-A2603	 PCTEST Proud to be part of 	MEASUREMENT REPORT (CERTIFICATION)	Approved by: Quality Manager
Test Report S/N: 1C2106080051-10.BCG	Test Dates: 05/28/2021 – 08/03/2021	EUT Type: Tablet Device	Page 106 of 156

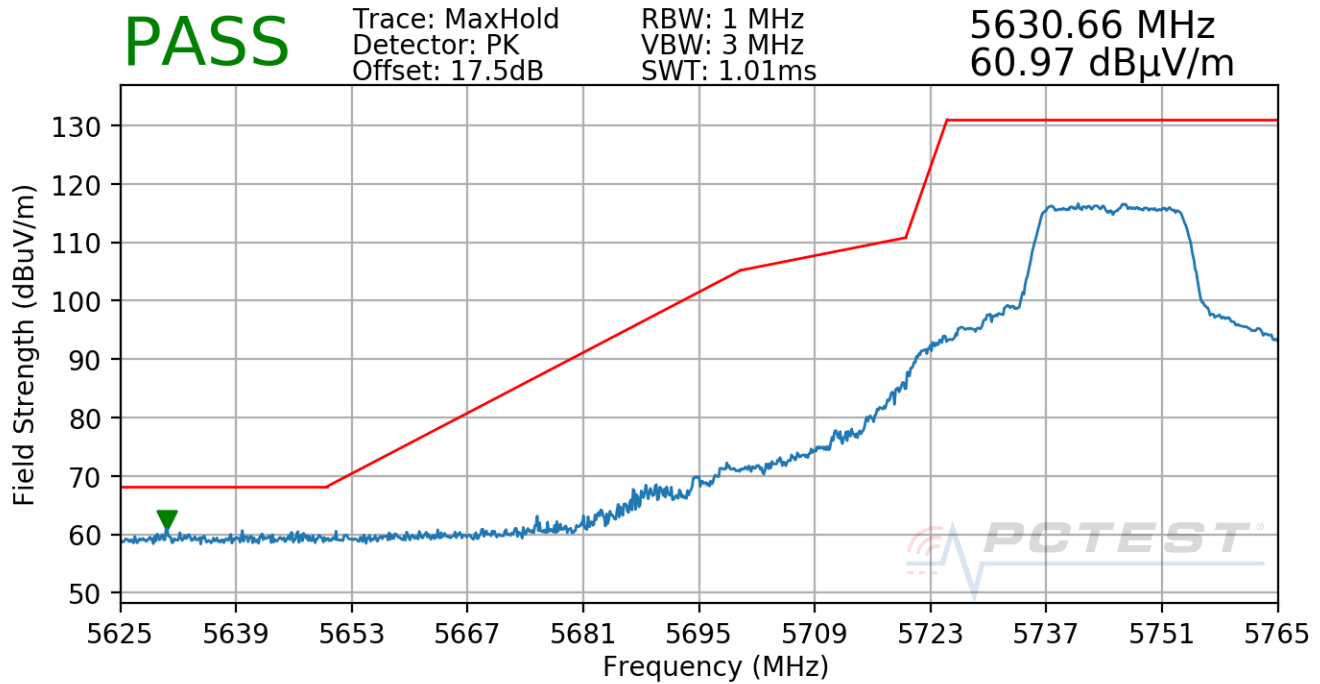


Plot 7-138. Antenna A (Pk, Ch.136, 802.11n, MCS7)

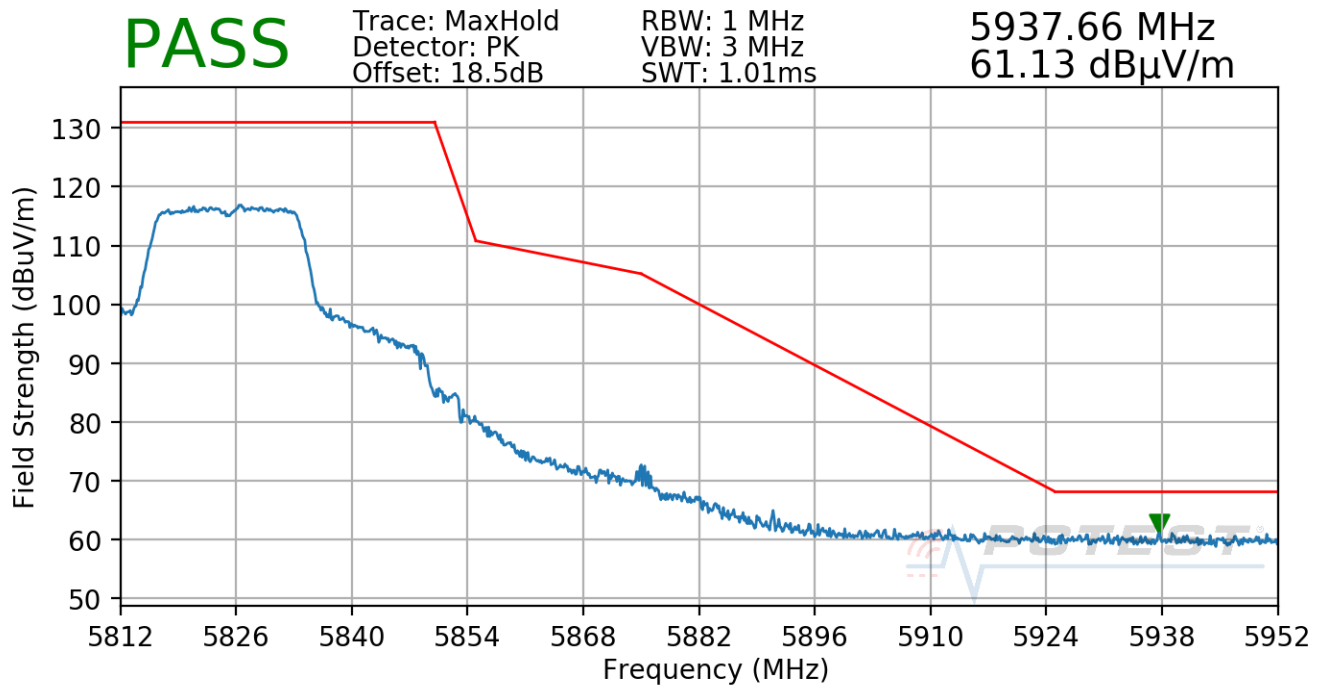


Plot 7-139. Antenna A (Pk, Ch.140, 802.11n, MCS7)

FCC ID: BCGA2603 IC: 579C-A2603	PCTEST Proud to be part of element	MEASUREMENT REPORT (CERTIFICATION)	Approved by: Quality Manager
Test Report S/N: 1C2106080051-10.BCG	Test Dates: 05/28/2021 – 08/03/2021	EUT Type: Tablet Device	Page 107 of 156



Plot 7-140. Antenna A (Pk, Ch.149, 802.11n, MCS7)

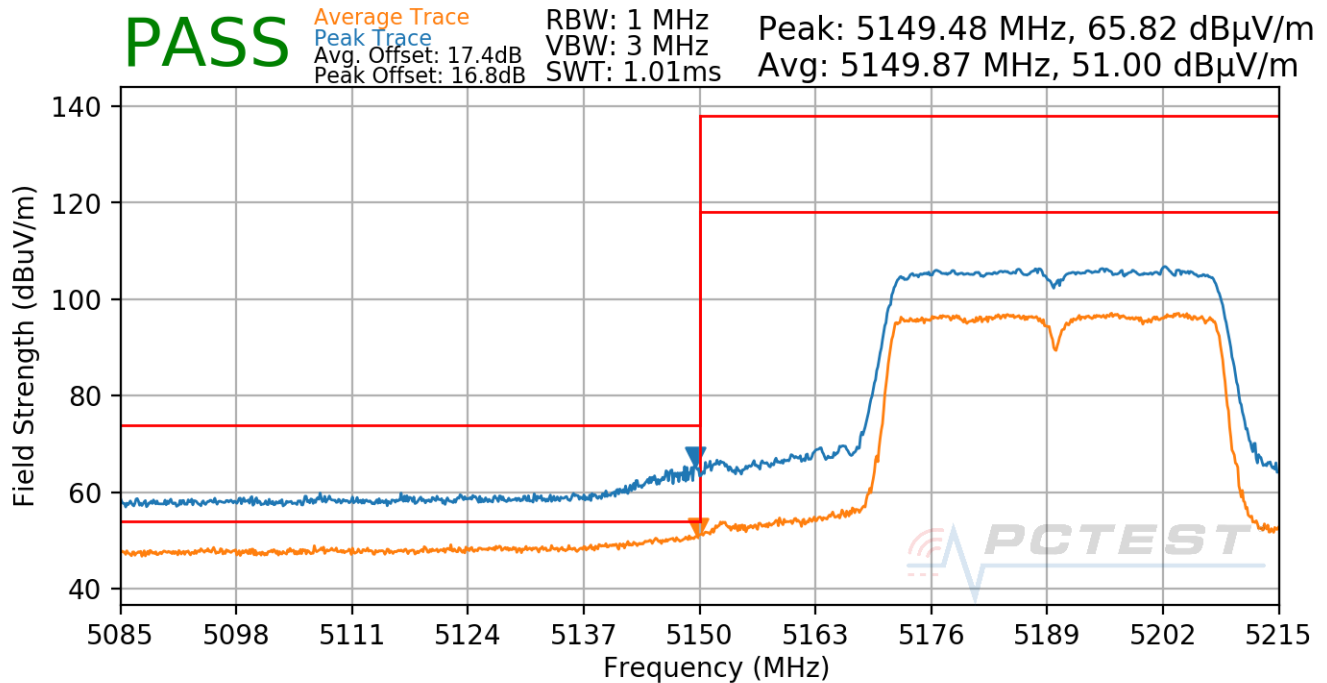


Plot 7-141. Antenna A (Pk, Ch.165, 802.11n, MCS7)

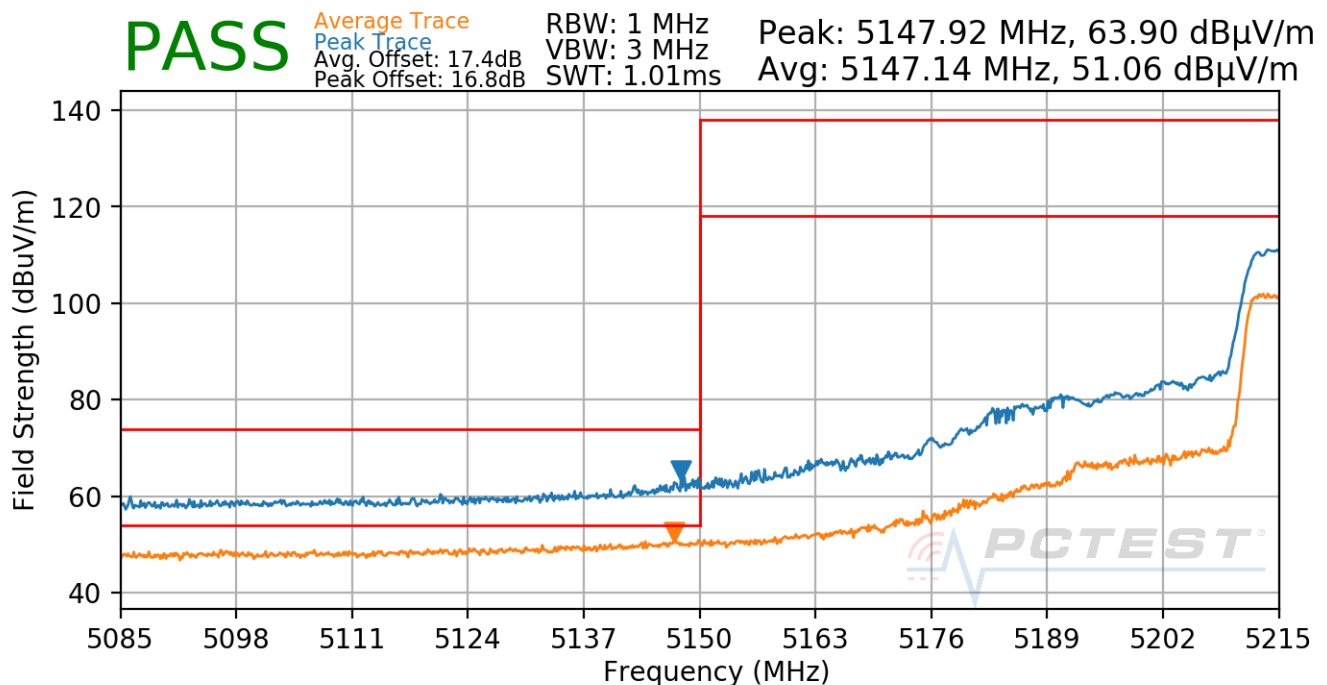
FCC ID: BCGA2603 IC: 579C-A2603	PCTEST Proud to be part of element	MEASUREMENT REPORT (CERTIFICATION)	Approved by: Quality Manager
Test Report S/N: 1C2106080051-10.BCG	Test Dates: 05/28/2021 – 08/03/2021	EUT Type: Tablet Device	Page 108 of 156

7.6.6 Antenna A Radiated Band Edge Measurements (40MHz BW)

§15.407(b.1)(b.2) §15.205 §15.209; RSS-Gen [8.9]

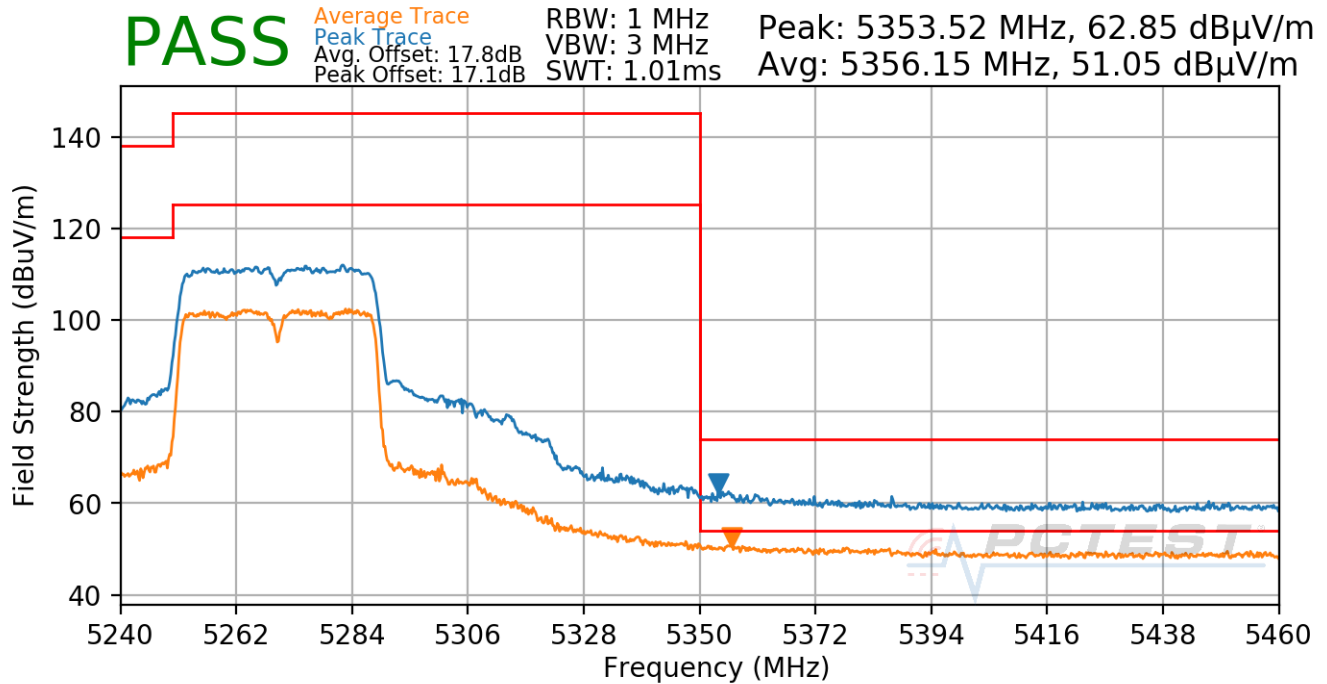


Plot 7-142. Antenna A (Pk & Avg, Ch.38, 802.11n, MCS7)

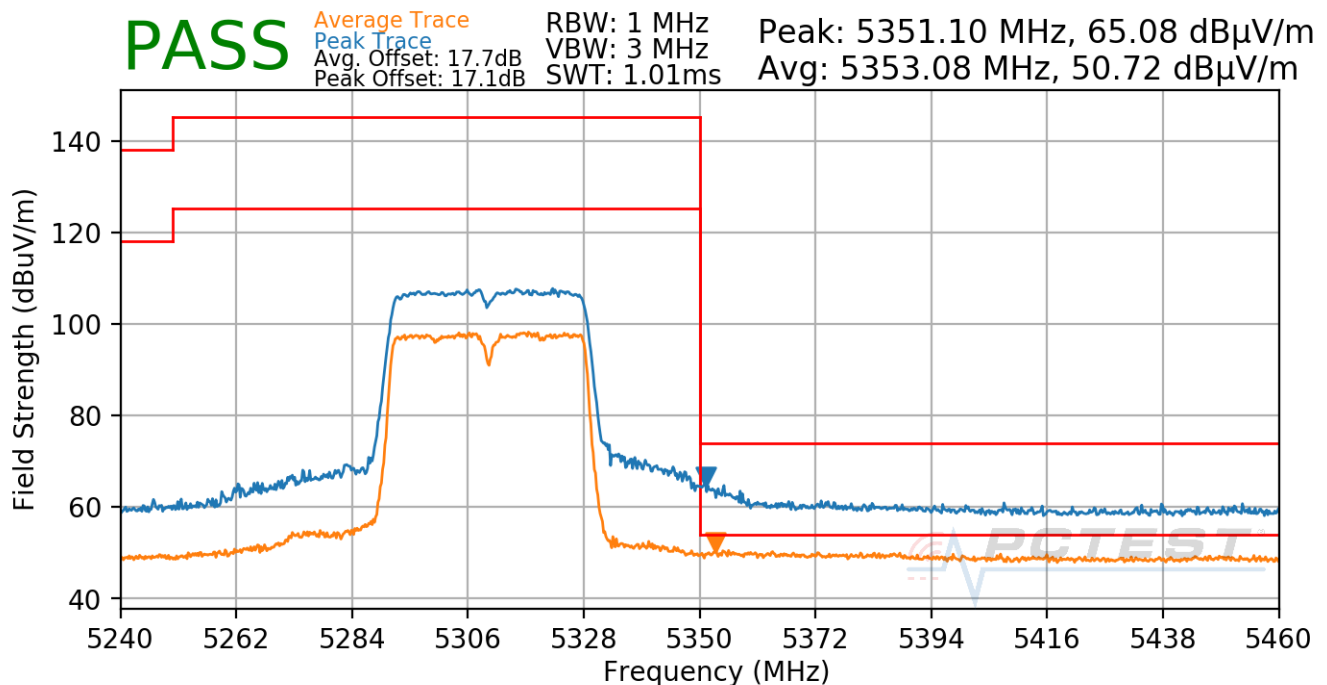


Plot 7-143. Antenna A (Pk & Avg, Ch.46, 802.11n, MCS7)

FCC ID: BCGA2603 IC: 579C-A2603	PCTEST Proud to be part of element	MEASUREMENT REPORT (CERTIFICATION)	Approved by: Quality Manager
Test Report S/N: 1C2106080051-10.BCG	Test Dates: 05/28/2021 – 08/03/2021	EUT Type: Tablet Device	Page 109 of 156

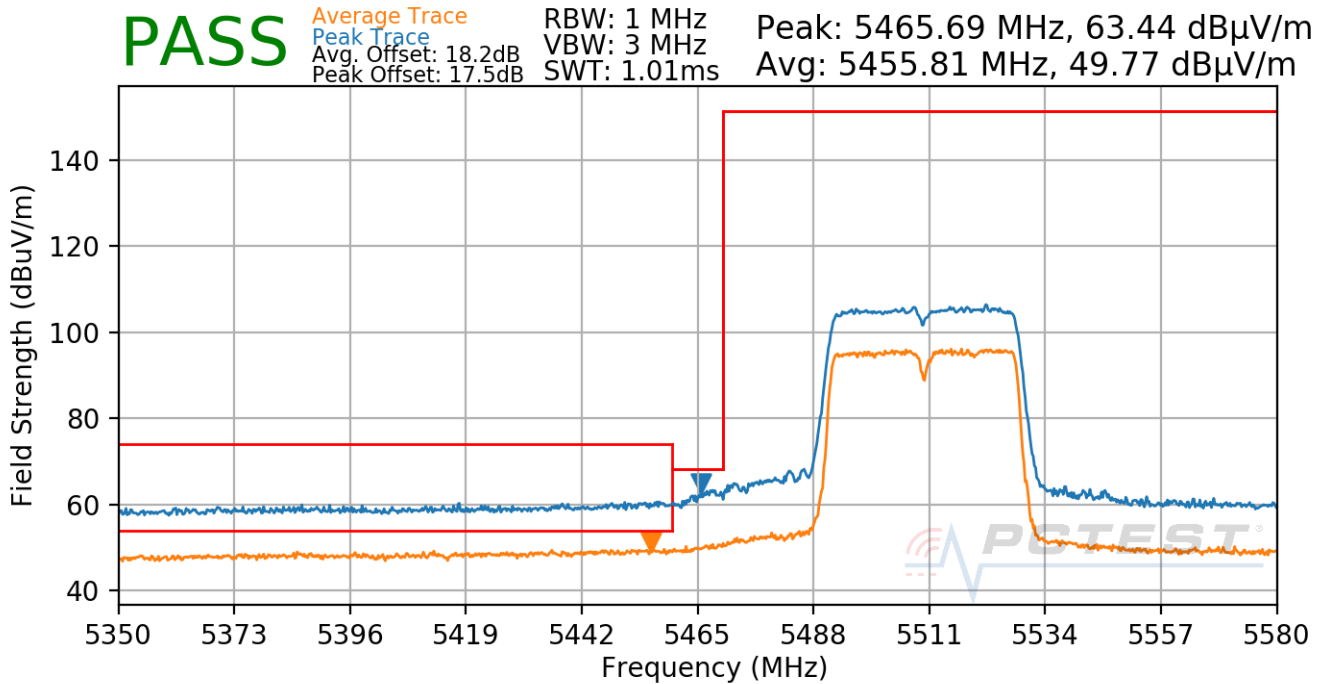


Plot 7-144. Antenna A (Pk & Avg, Ch.54, 802.11n, MCS7)

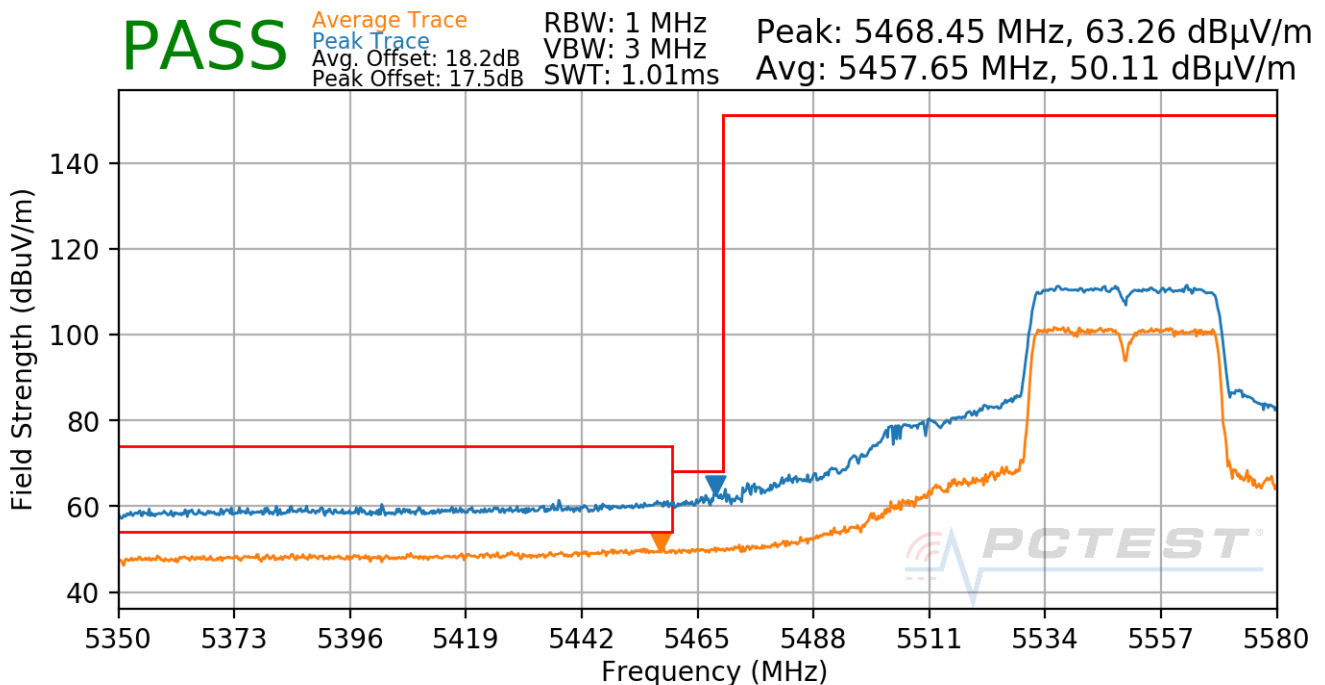


Plot 7-145. Antenna A (Pk & Avg, Ch.62, 802.11n, MCS7)

FCC ID: BCGA2603 IC: 579C-A2603	PCTEST Proud to be part of element	MEASUREMENT REPORT (CERTIFICATION)	Approved by: Quality Manager
Test Report S/N: 1C2106080051-10.BCG	Test Dates: 05/28/2021 – 08/03/2021	EUT Type: Tablet Device	Page 110 of 156

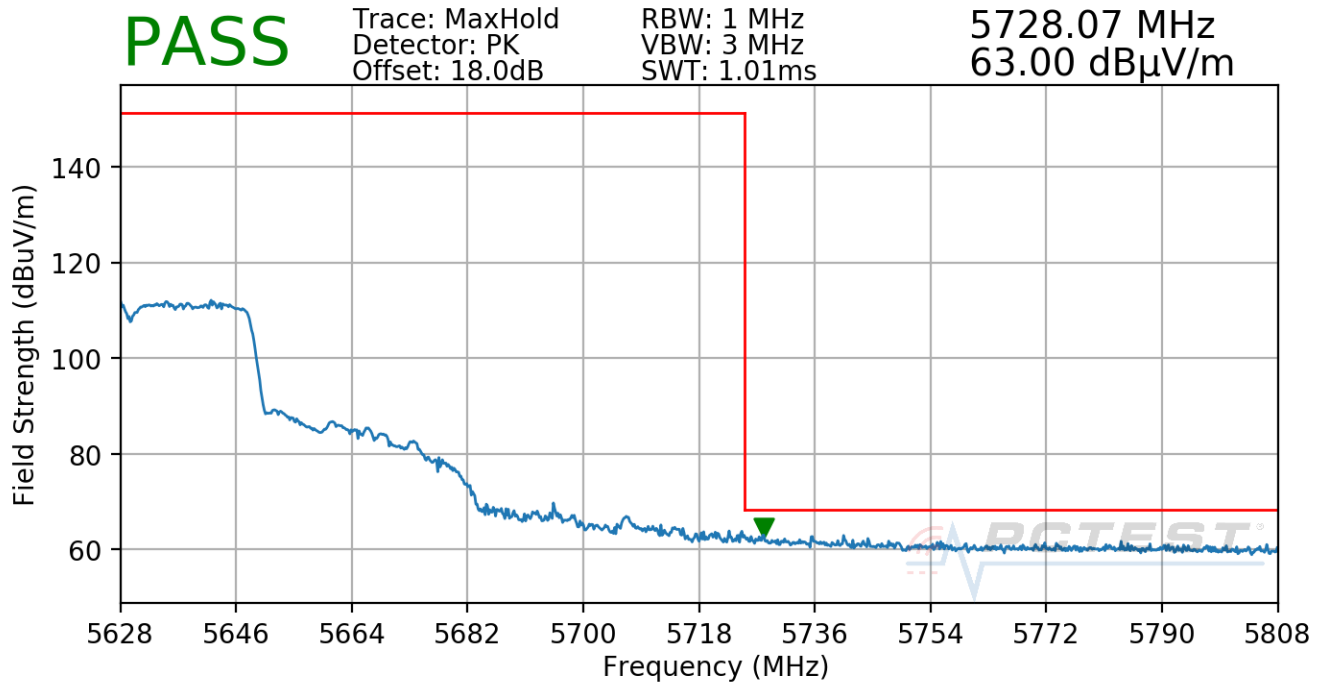


Plot 7-146. Antenna A (Pk & Avg, Ch.102, 802.11n, MCS7)

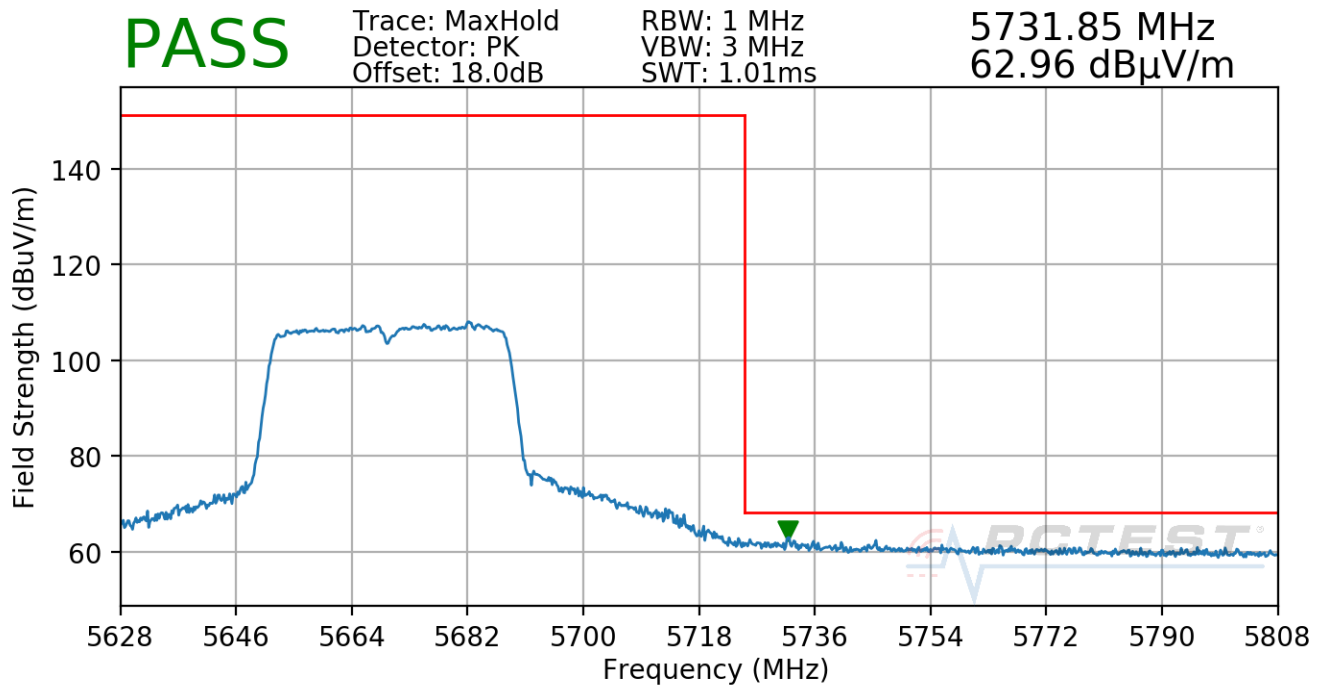


Plot 7-147. Antenna A (Pk & Avg, Ch.110, 802.11n, MCS7)

FCC ID: BCGA2603 IC: 579C-A2603	PCTEST Proud to be part of element	MEASUREMENT REPORT (CERTIFICATION)	Approved by: Quality Manager
Test Report S/N: 1C2106080051-10.BCG	Test Dates: 05/28/2021 – 08/03/2021	EUT Type: Tablet Device	Page 111 of 156

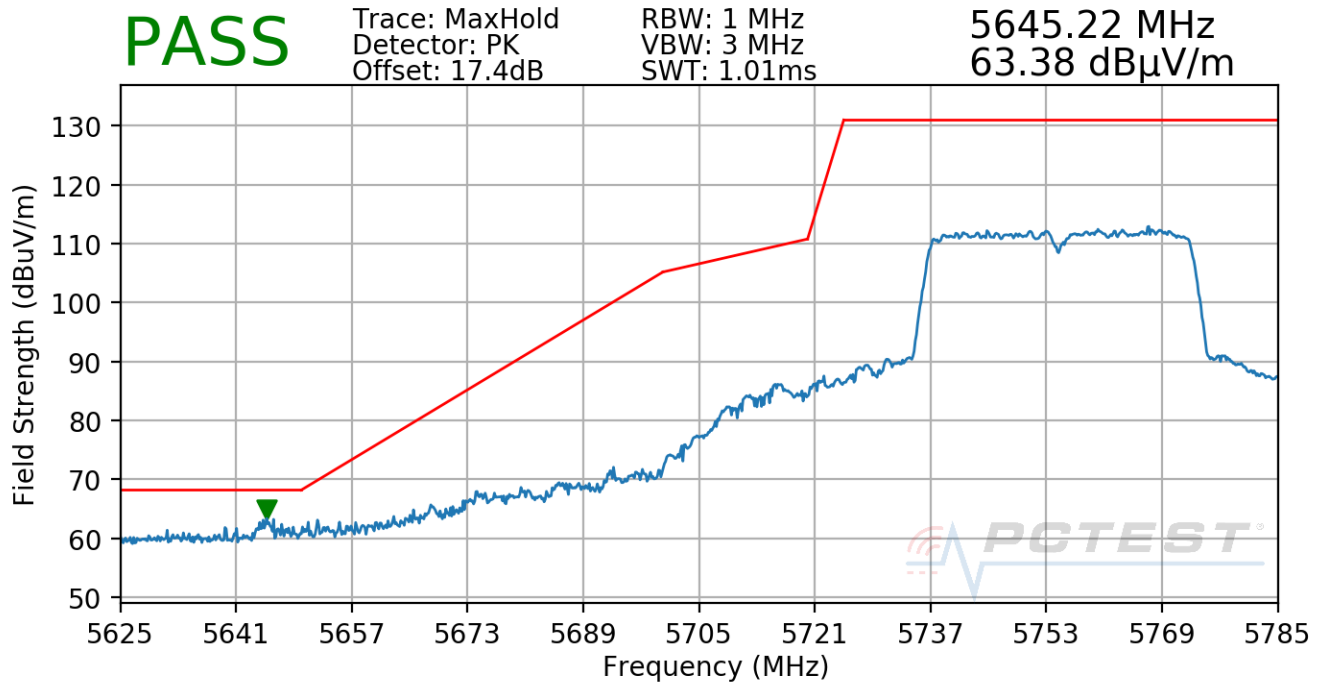


Plot 7-148. (FCC Only) Antenna A (Pk, Ch.126, 802.11n, MCS7)

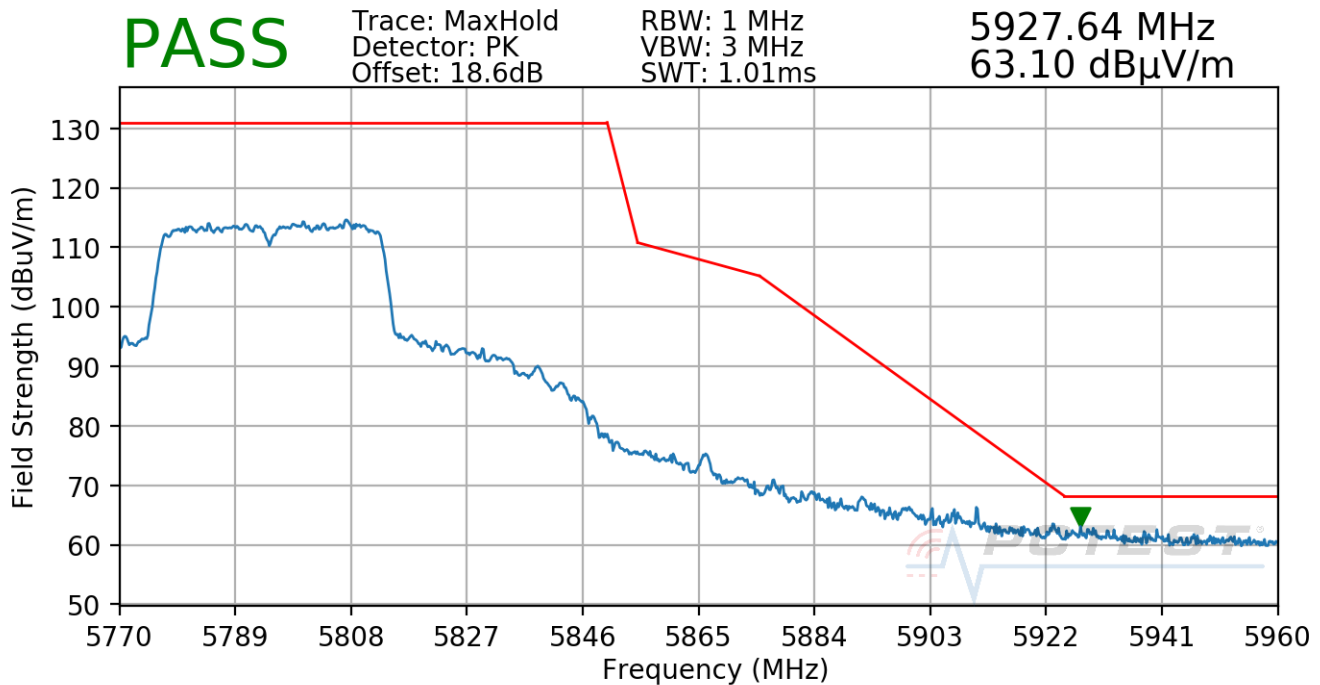


Plot 7-149. Antenna A (Pk, Ch.134, 802.11n, MCS7)

FCC ID: BCGA2603 IC: 579C-A2603		MEASUREMENT REPORT (CERTIFICATION)	Approved by: Quality Manager
Test Report S/N: 1C2106080051-10.BCG	Test Dates: 05/28/2021 – 08/03/2021	EUT Type: Tablet Device	Page 112 of 156



Plot 7-150. Antenna A (Pk, Ch.151, 802.11n, MCS7)



Plot 7-151. Antenna A (Pk, Ch.159, 802.11n, MCS7)

FCC ID: BCGA2603 IC: 579C-A2603	PCTEST Proud to be part of element	MEASUREMENT REPORT (CERTIFICATION)	Approved by: Quality Manager
Test Report S/N: 1C2106080051-10.BCG	Test Dates: 05/28/2021 – 08/03/2021	EUT Type: Tablet Device	Page 113 of 156