

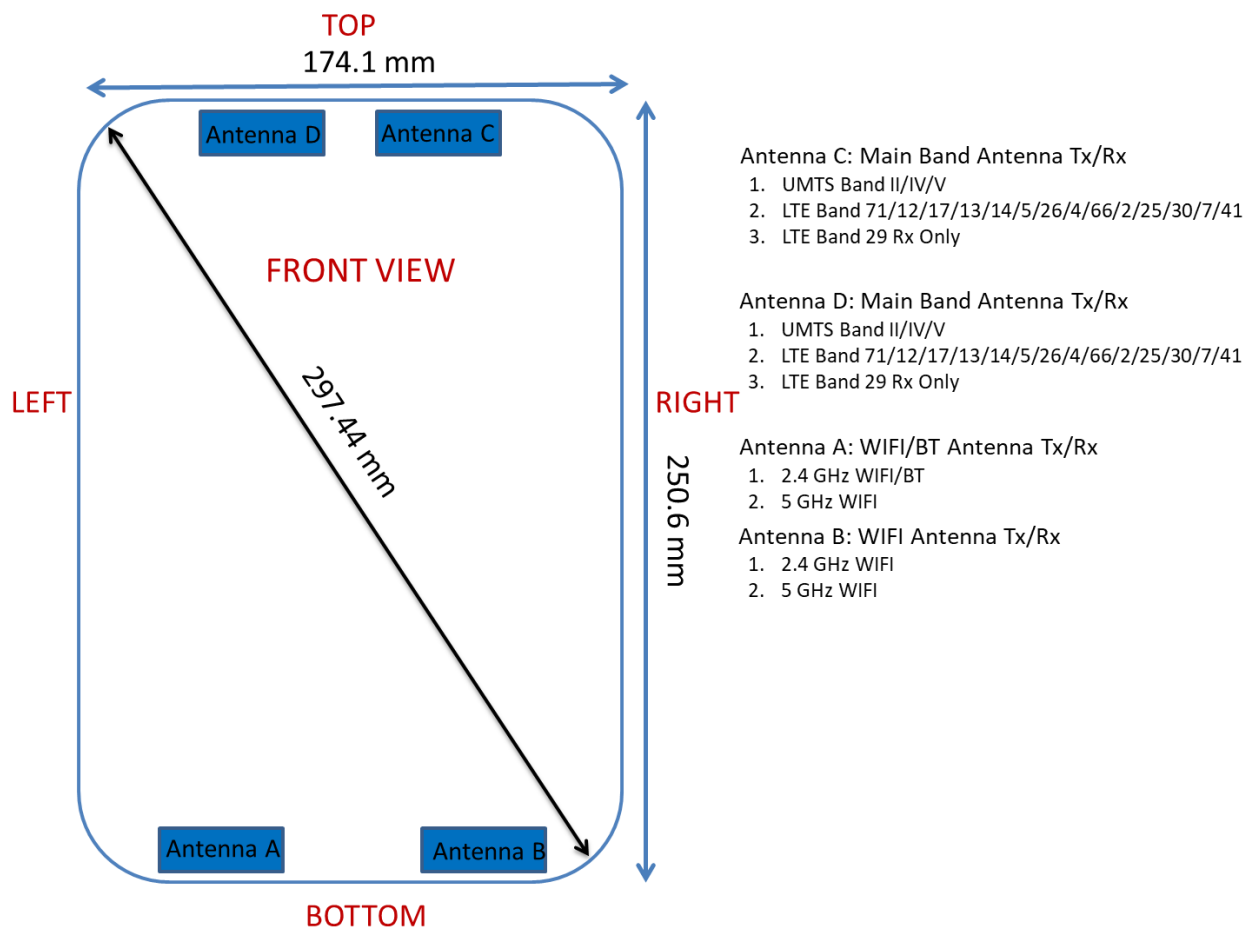




APPENDIX E: DUT ANTENNA DIAGRAM & SAR TEST SETUP PHOTOGRAPHS

FCC ID: BCGA2603	 PCTEST <small>Proud to be part of</small> 	SAR EVALUATION REPORT	Approved by: Quality Manager
Test Dates: 06/03/2021-07/29/2021	DUT Type: Tablet Device		APPENDIX E: Page 1 of 5



Note: Exact antenna dimensions and separation distances are shown in the Technical Descriptions in the FCC Filing.

Figure E-1
DUT Antenna Locations


FCC ID: BCGA2603	 PCTEST Proud to be part of  element	SAR EVALUATION REPORT	Approved by: Quality Manager
Test Dates: 06/03/2021-07/29/2021	DUT Type: Tablet Device		APPENDIX E: Page 2 of 5



SAR Test Setup Photo 1: Body, Back Side, 0 mm – Antenna C/Antenna D



SAR Test Setup Photo 2: Body, Back Side, 0 mm – Antenna A/Antenna B


FCC ID: BCGA2603	 PCTEST <small>Proud to be part of element</small>	SAR EVALUATION REPORT	Approved by: Quality Manager
Test Dates: 06/03/2021-07/29/2021	DUT Type: Tablet Device		APPENDIX E: Page 3 of 5




SAR Test Setup Photo 3: Body, Top Edge,0 mm




SAR Test Setup Photo 4: Body, Bottom Edge, 0 mm



FCC ID: BCGA2603	 PCTEST <small>Proud to be part of the element</small>	SAR EVALUATION REPORT	Approved by: Quality Manager
Test Dates: 06/03/2021-07/29/2021	DUT Type: Tablet Device		APPENDIX E: Page 4 of 5



SAR Test Setup Photo 5: Body, Right Edge, 0 mm



SAR Test Setup Photo 6: Body, Left Edge, 0 mm

FCC ID: BCGA2603	 PCTEST <small>Proud to be part of</small> 	SAR EVALUATION REPORT	Approved by: Quality Manager
Test Dates: 06/03/2021-07/29/2021	DUT Type: Tablet Device		APPENDIX E: Page 5 of 5