




APPENDIX D: TEST SETUP PHOTOGRAPHS


FCC ID: BCGA2589	 PCTEST <small>Proud to be part of element</small>	PART 2 RF EXPOSURE EVALUATION REPORT	Approved by: Quality Manager
Test Dates: 01/11/2022 – 02/15/2022	DUT Type: Tablet Device		APPENDIX D Page 1 of 4



Test Setup Photo 1 – Conducted Test Setup (Figure 5-1a)



Test Setup Photo 2 – Conducted Test Setup (Figure 5-1b)


FCC ID: BCGA2589	 PART 2 RF EXPOSURE EVALUATION REPORT	Approved by: Quality Manager
Test Dates: 01/11/2022 – 02/15/2022	DUT Type: Tablet Device	APPENDIX D Page 2 of 4



Test Setup Photo 3 – Conducted Test Setup (Figure 5-1c)




Test Setup Photo 4 – Conducted Test Setup (Figure 5-1d)


FCC ID: BCGA2589	 PCTEST <small>Proud to be part of element</small>	PART 2 RF EXPOSURE EVALUATION REPORT	Approved by: Quality Manager
Test Dates: 01/11/2022 – 02/15/2022	DUT Type: Tablet Device		APPENDIX D Page 3 of 4



Test Setup Photo 5 – Left Edge Antenna 4 at 0 mm



Test Setup Photo 6 – Right Edge Antenna 3A at 0 mm

FCC ID: BCGA2589	 PCTEST <small>Proud to be part of element</small>	PART 2 RF EXPOSURE EVALUATION REPORT	Approved by: Quality Manager
Test Dates: 01/11/2022 – 02/15/2022	DUT Type: Tablet Device		APPENDIX D Page 4 of 4