

# TEST SETUP PHOTOS

Report Number: 15265186-EP1V1

## TABLE OF CONTENTS

- 1. SCOPE ..... 2
- 2. A2580 SETUP PHOTOS..... 3
  - 2.1. WPT RADIATED AND AC LINE SETUP..... 3

## 1. SCOPE


The purpose of this document is to show test setup diagrams and photos for the following reports;

Reports
15265186


## 2. A2580 SETUP PHOTOS

### 2.1. WPT RADIATED AND AC LINE SETUP


Standby Mode




BELOW 30 MHz (FRONT)



BELOW 30 MHz (BACK)




BELOW 1GHz (FRONT)




BELOW 1GHz (BACK)

## Operating Mode



**BELOW 30 MHz (FRONT)**



**BELOW 30 MHz (BACK)**



**BELOW 1GHz (FRONT)**



**BELOW 1GHz (BACK)**



Standby Mode



AC LINE CONDUCTED (FRONT)



AC LINE CONDUCTED (BACK)

Operating Mode



AC LINE CONDUCTED (FRONT)



AC LINE CONDUCTED (BACK)

END OF REPORT