

TEST SETUP PHOTOGRAPHS




Figure 1: 1-18GHz Test Setup (Front View)






Figure 2: 1-18GHz Test Setup (Rear View)

 Proud to be part of  element	Apple Inc. FCC ID: BCGA2568, IC: 579C-A2568	Model/HVIN: A2568, A2569
Test Set-Up Photos	EUT Type: Tablet Device	Page 1 of 11




Figure 3: 1-18GHz Test Setup (Front View)





Figure 4: 1-18GHz Test Setup (Rear View)

	Apple Inc. FCC ID: BCGA2568, IC: 579C-A2568	Model/HVIN: A2568, A2569
Test Set-Up Photos	EUT Type: Tablet Device	Page 2 of 11




Figure 5: 1-18GHz Test Setup (Front View)




Figure 6: 1-18GHz Test Setup (Rear View)



 Proud to be part of  element	Apple Inc. FCC ID: BCGA2568, IC: 579C-A2568	Model/HVIN: A2568, A2569
Test Set-Up Photos	EUT Type: Tablet Device	Page 3 of 11



Figure 7: 30MHz-1GHz Test Setup (Front View)





Figure 8: 30MHz-1GHz Test Setup (Rear View)

	<p>Apple Inc. FCC ID: BCGA2568, IC: 579C-A2568</p>	<p>Model/HVIN: A2568, A2569</p>
<p>Test Set-Up Photos</p>	<p>EUT Type: Tablet Device</p>	<p>Page 4 of 11</p>




Figure 9: 30MHz-1GHz Test Setup (Front View)





Figure 10: 30MHz-1GHz Test Setup (Rear View)

	<p>Apple Inc. FCC ID: BCGA2568, IC: 579C-A2568</p>	<p>Model/HVIN: A2568, A2569</p>
<p>Test Set-Up Photos</p>	<p>EUT Type: Tablet Device</p>	<p>Page 5 of 11</p>




Figure 11: 30MHz-1GHz Test Setup (Front View)




Figure 12: 30MHz-1GHz Test Setup (Rear View)



 Proud to be part of 	Apple Inc. FCC ID: BCGA2568, IC: 579C-A2568	Model/HVIN: A2568, A2569
Test Set-Up Photos	EUT Type: Tablet Device	Page 6 of 11



Figure 13: 30MHz-1GHz Test Setup (Front View)






Figure 14: 30MHz-1GHz Test Setup (Rear View)

 Proud to be part of 	Apple Inc. FCC ID: BCGA2568, IC: 579C-A2568	Model/HVIN: A2568, A2569
Test Set-Up Photos	EUT Type: Tablet Device	Page 7 of 11




Figure 15: 30MHz-1GHz Test Setup (Front View)




Figure 16: 30MHz-1GHz Test Setup (Rear View)



 Proud to be part of 	Apple Inc. FCC ID: BCGA2568, IC: 579C-A2568	Model/HVIN: A2568, A2569
Test Set-Up Photos	EUT Type: Tablet Device	Page 8 of 11



Figure 17: 30MHz-1GHz Test Setup (Front View)






Figure 18: 30MHz-1GHz Test Setup (Rear View)

 Proud to be part of 	Apple Inc. FCC ID: BCGA2568, IC: 579C-A2568	Model/HVIN: A2568, A2569
Test Set-Up Photos	EUT Type: Tablet Device	Page 9 of 11




Figure 19: 9kHz-30MHz Test Setup (Front View)



Figure 20: 9kHz-30MHz Test Setup (Front View)





 Proud to be part of 	Apple Inc. FCC ID: BCGA2568, IC: 579C-A2568	Model/HVIN: A2568, A2569
Test Set-Up Photos	EUT Type: Tablet Device	Page 10 of 11



Figure 21: 9kHz-30MHz Test Setup (Front View)

 <small>Proud to be part of  element</small>	Apple Inc. FCC ID: BCGA2568, IC: 579C-A2568	Model/HVIN: A2568, A2569
Test Set-Up Photos	EUT Type: Tablet Device	Page 11 of 11