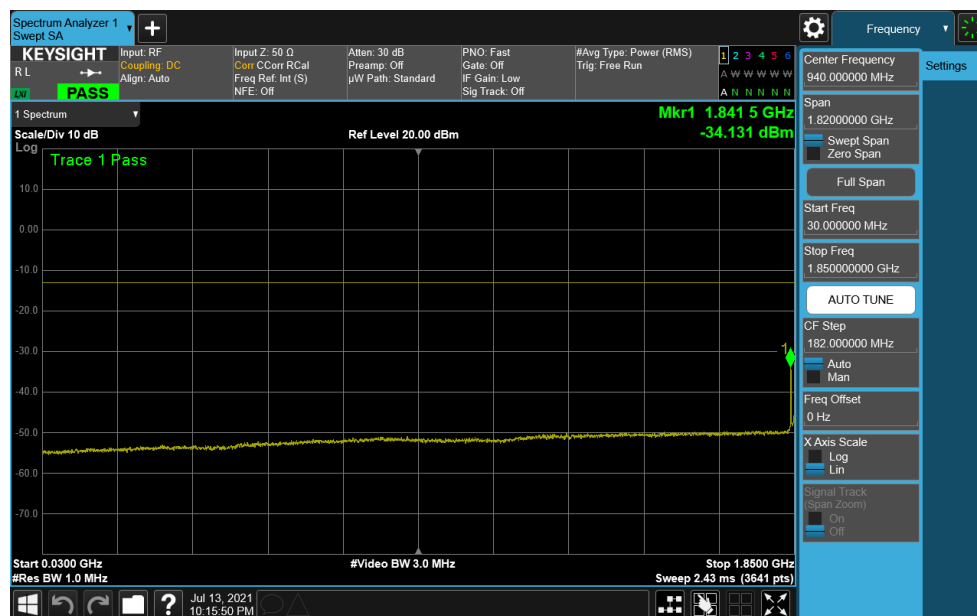

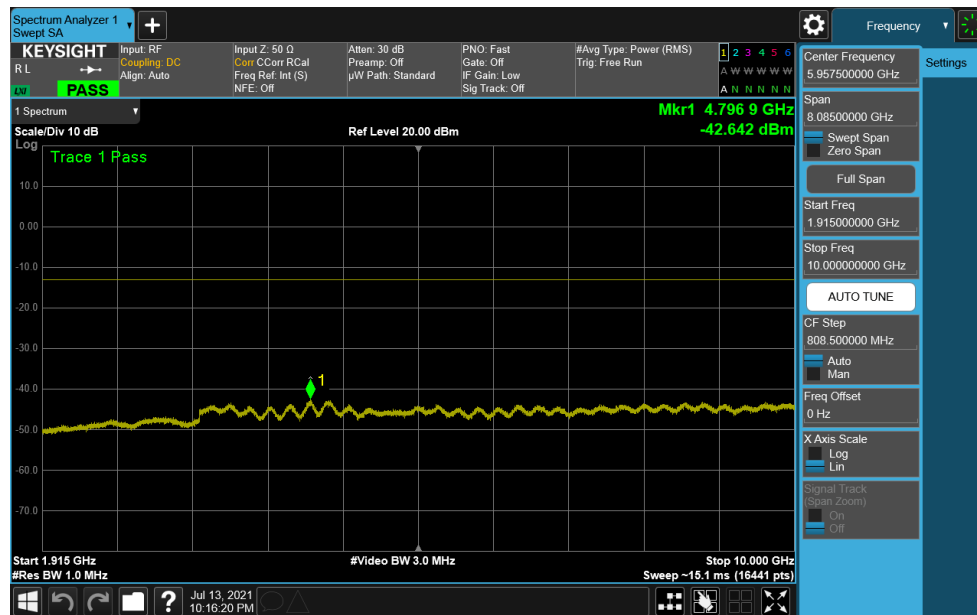


Plot 7-81. Conducted Spurious Plot (NR Band n25 - 40.0MHz - RB Size 1, RB Offset 0 - Low Channel)

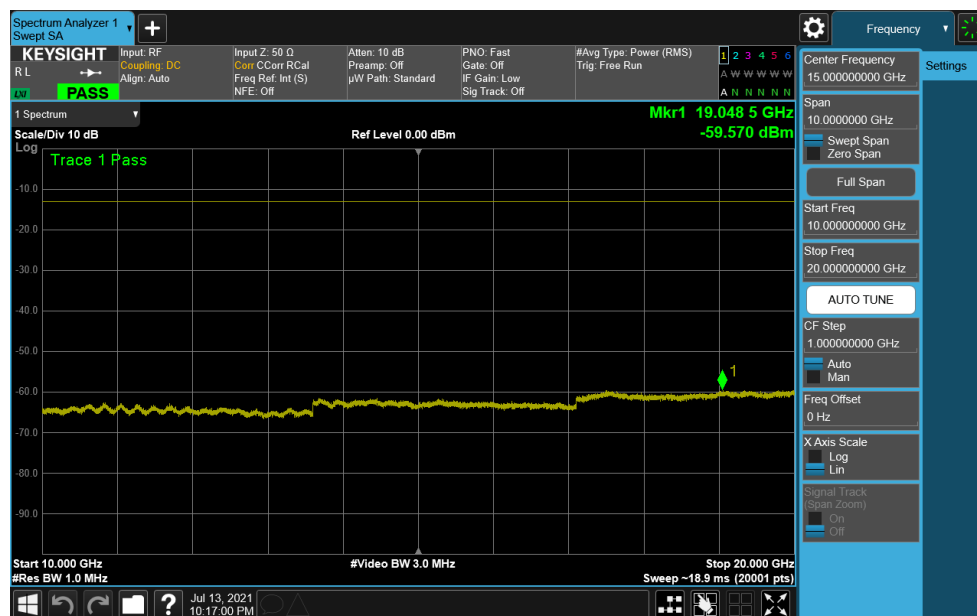


Plot 7-82. Conducted Spurious Plot (NR Band n25 - 40.0MHz - RB Size 1, RB Offset 0 - Mid Channel)


FCC ID: BCGA2568	 PART 24 MEASUREMENT REPORT		Approved by: Quality Manager
Test Report S/N: 1C2106080049-02.BCG	Test Dates: 6/2/2021 - 8/18/2021	EUT Type: Tablet Device	Page 58 of 214

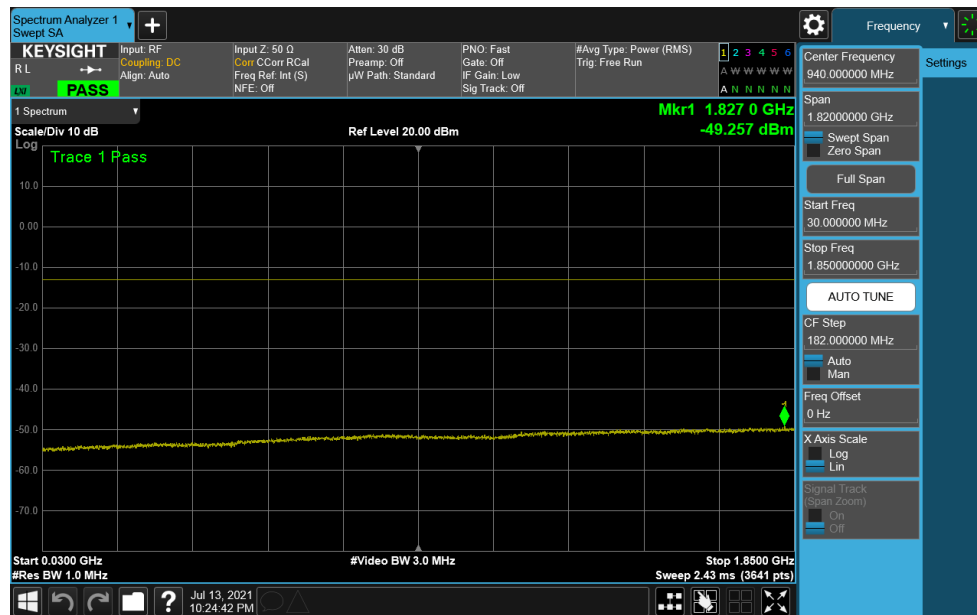


Plot 7-83. Conducted Spurious Plot (NR Band n25 - 40.0MHz - RB Size 1, RB Offset 0 - Mid Channel)

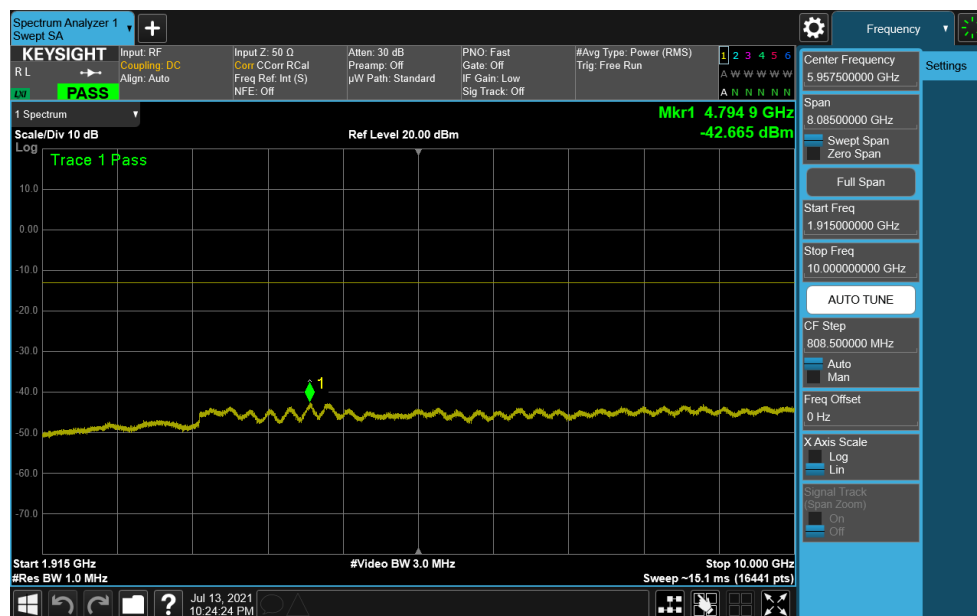


Plot 7-84. Conducted Spurious Plot (NR Band n25 - 40.0MHz - RB Size 1, RB Offset 0 - Mid Channel)


FCC ID: BCGA2568	 PART 24 MEASUREMENT REPORT		Approved by: Quality Manager
Test Report S/N: 1C2106080049-02.BCG	Test Dates: 6/2/2021 - 8/18/2021	EUT Type: Tablet Device	Page 59 of 214

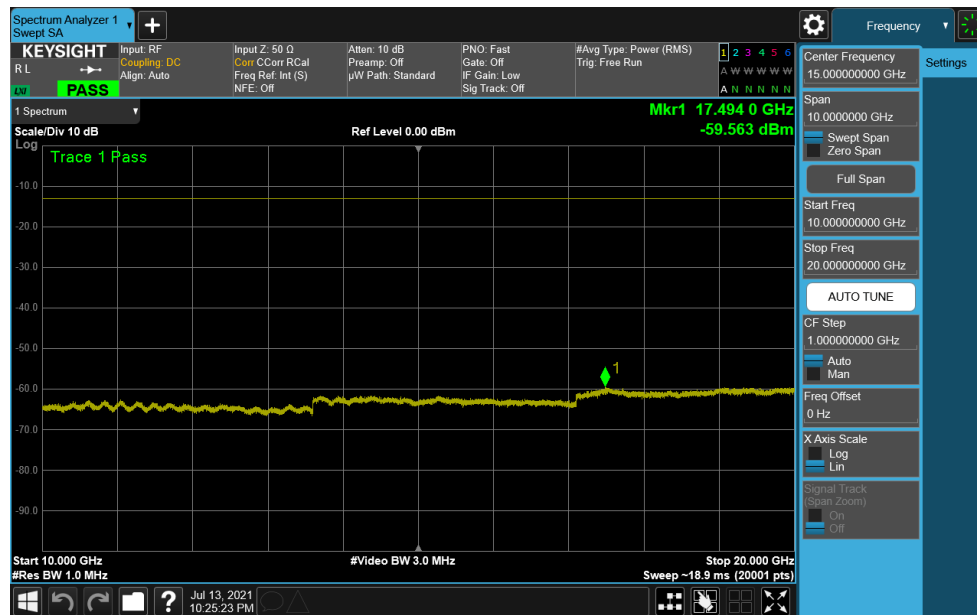


Plot 7-85. Conducted Spurious Plot (NR Band n25 - 40.0MHz - RB Size 1, RB Offset 0 - High Channel)




Plot 7-86. Conducted Spurious Plot (NR Band n25 - 40.0MHz - RB Size 1, RB Offset 0 - High Channel)

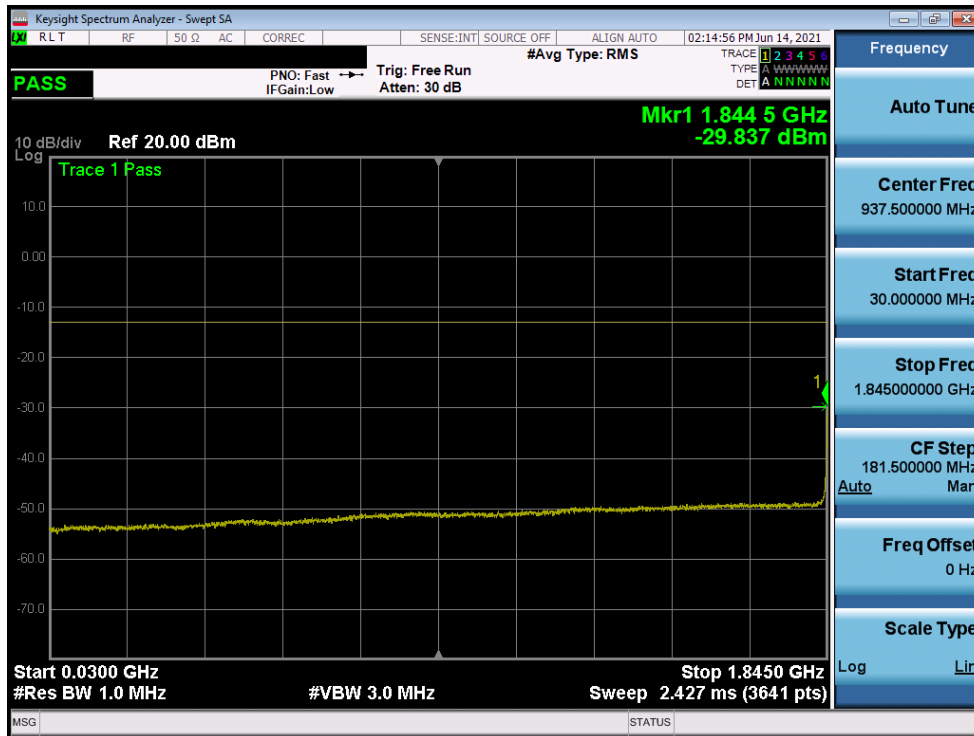
FCC ID: BCGA2568	 PART 24 MEASUREMENT REPORT		Approved by: Quality Manager
Test Report S/N: 1C2106080049-02.BCG	Test Dates: 6/2/2021 - 8/18/2021	EUT Type: Tablet Device	Page 60 of 214



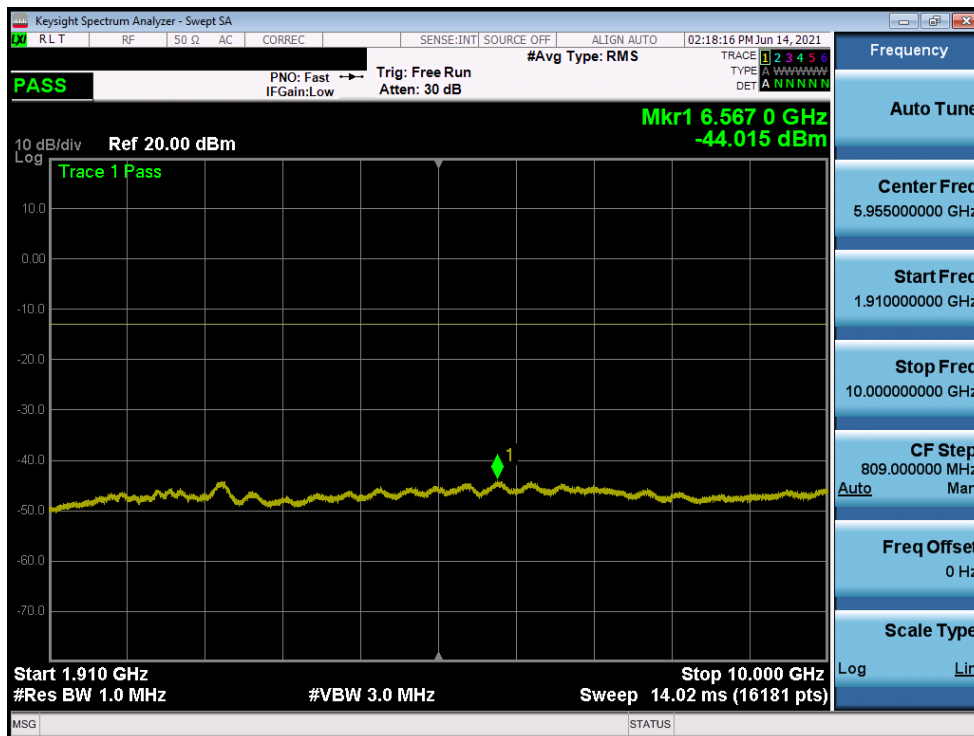
Plot 7-87. Conducted Spurious Plot (NR Band n25 - 40.0MHz - RB Size 1, RB Offset 0 - High Channel)

FCC ID: BCGA2568	 PART 24 MEASUREMENT REPORT		Approved by: Quality Manager
Test Report S/N: 1C2106080049-02.BCG	Test Dates: 6/2/2021 - 8/18/2021	EUT Type: Tablet Device	Page 61 of 214

WCDMA PCS



Plot 7-88. Conducted Spurious Plot (WCDMA Ch. 9262)

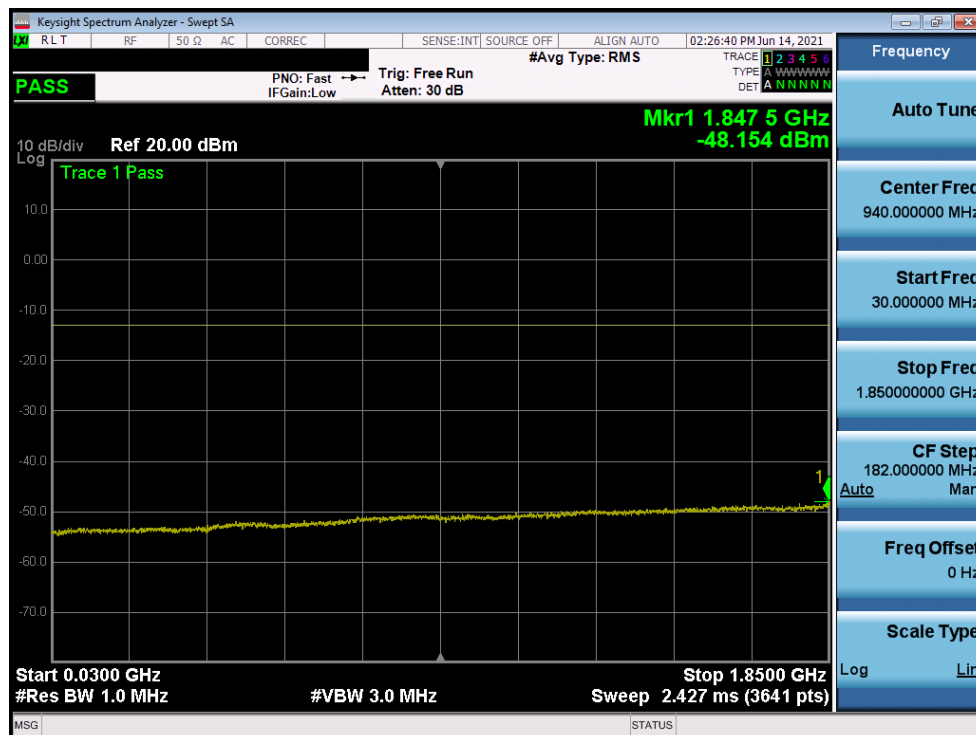


Plot 7-89. Conducted Spurious Plot (WCDMA Ch. 9262)


FCC ID: BCGA2568	PART 24 MEASUREMENT REPORT		Approved by: Quality Manager
Test Report S/N: 1C2106080049-02.BCG	Test Dates: 6/2/2021 - 8/18/2021	EUT Type: Tablet Device	Page 62 of 214

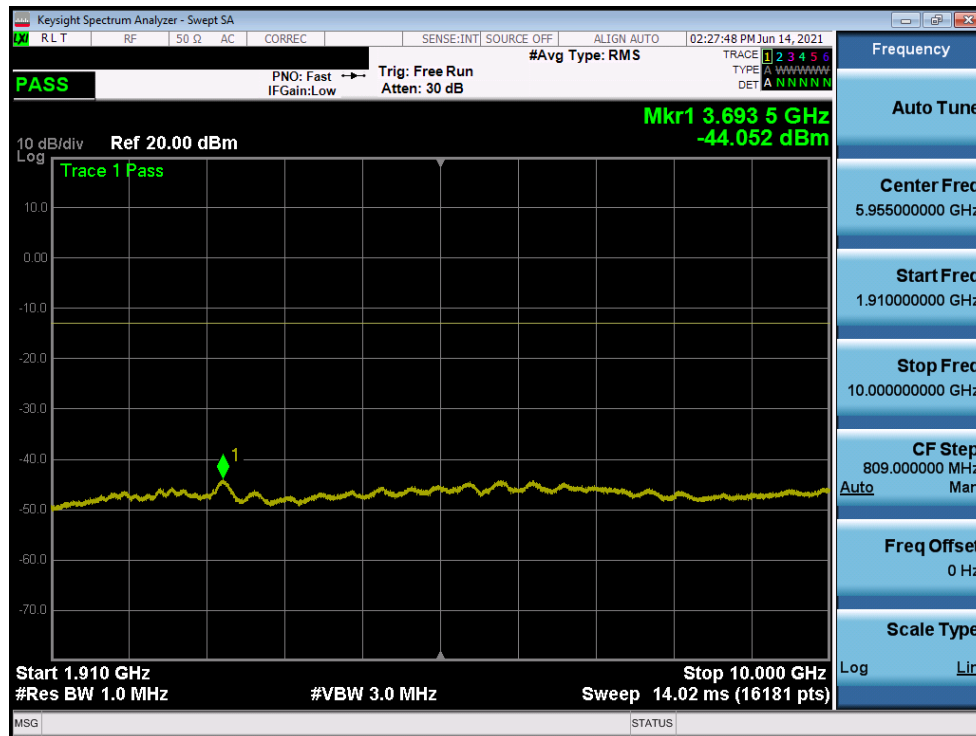


Plot 7-90. Conducted Spurious Plot (WCDMA Ch. 9262)

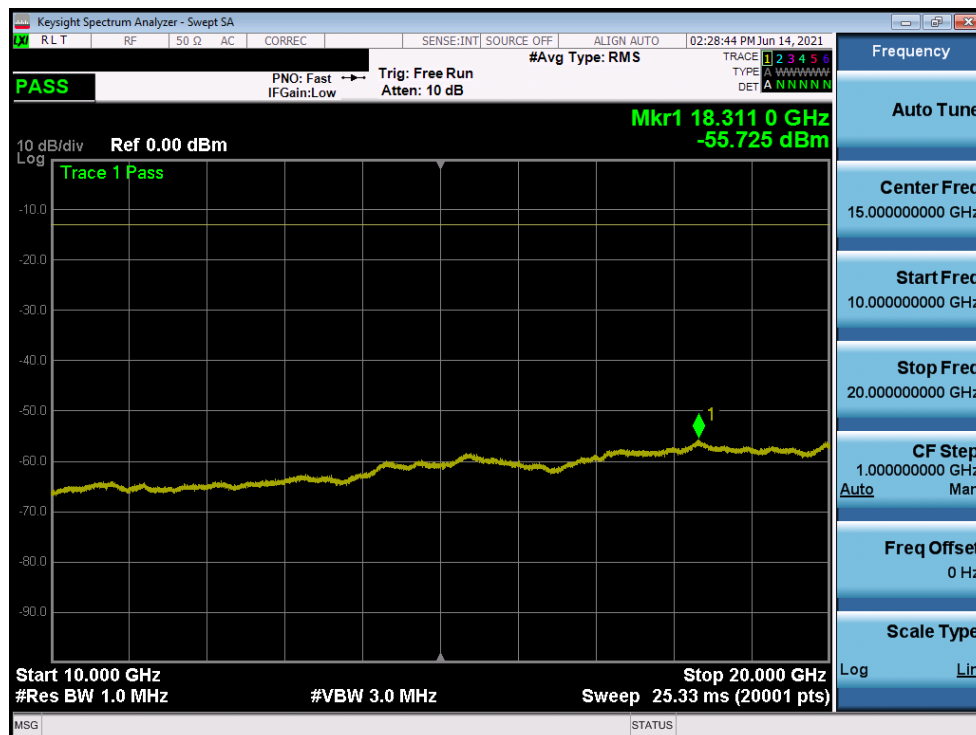


Plot 7-91. Conducted Spurious Plot (WCDMA Ch. 9400)


FCC ID: BCGA2568	 PART 24 MEASUREMENT REPORT		Approved by: Quality Manager
Test Report S/N: 1C2106080049-02.BCG	Test Dates: 6/2/2021 - 8/18/2021	EUT Type: Tablet Device	Page 63 of 214

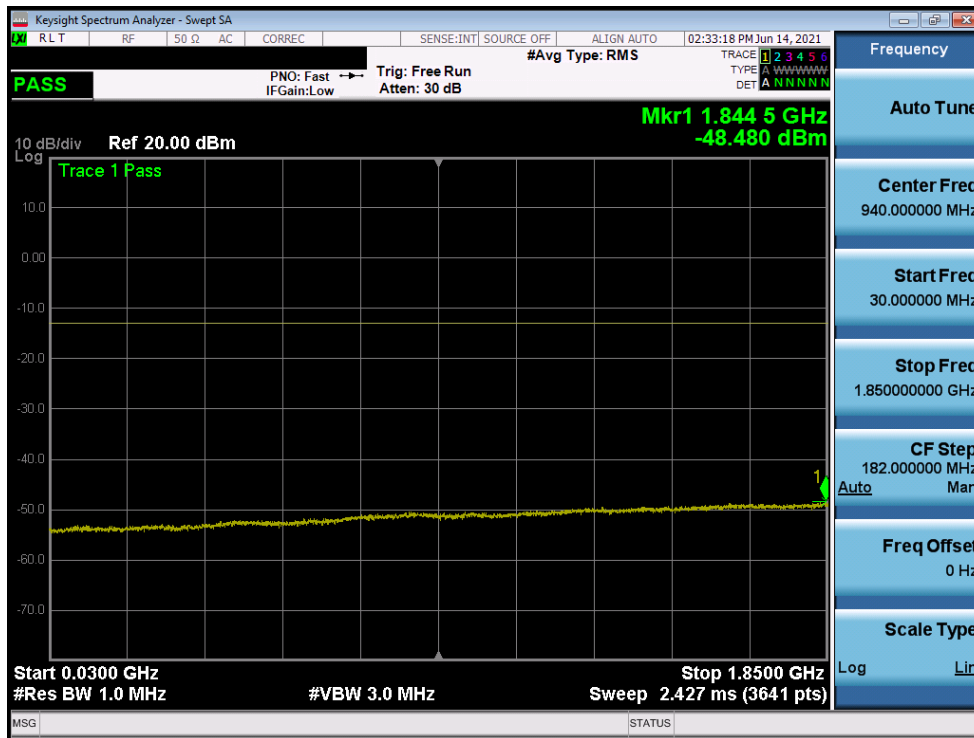


Plot 7-92. Conducted Spurious Plot (WCDMA Ch. 9400)

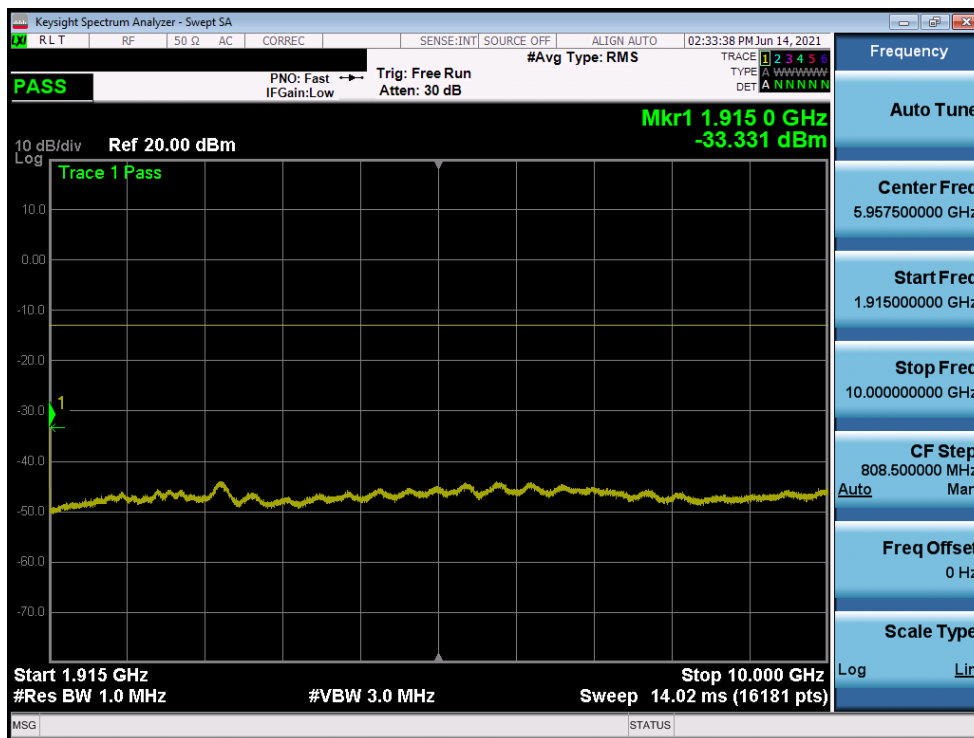


Plot 7-93. Conducted Spurious Plot (WCDMA Ch. 9400)


FCC ID: BCGA2568	 PART 24 MEASUREMENT REPORT		Approved by: Quality Manager
Test Report S/N: 1C2106080049-02.BCG	Test Dates: 6/2/2021 - 8/18/2021	EUT Type: Tablet Device	Page 64 of 214



Plot 7-94. Conducted Spurious Plot (WCDMA Ch. 9538)



Plot 7-95. Conducted Spurious Plot (WCDMA Ch. 9538)

FCC ID: BCGA2568	 PART 24 MEASUREMENT REPORT		Approved by: Quality Manager
Test Report S/N: 1C2106080049-02.BCG	Test Dates: 6/2/2021 - 8/18/2021	EUT Type: Tablet Device	Page 65 of 214



Plot 7-96. Conducted Spurious Plot (WCDMA Ch. 9538)

FCC ID: BCGA2568	PART 24 MEASUREMENT REPORT		Approved by: Quality Manager
Test Report S/N: 1C2106080049-02.BCG	Test Dates: 6/2/2021 - 8/18/2021	EUT Type: Tablet Device	Page 66 of 214

7.4 Band Edge Emissions at Antenna Terminal

§2.1051, §24.238(a)

Test Overview

All out of band emissions are measured with a spectrum analyzer connected to the antenna terminal of the EUT while the EUT is operating at maximum power, and at the appropriate frequencies. All data rates were investigated to determine the worst case configuration. All modes of operation were investigated and the worst case configuration results are reported in this section. All ports were tested and only the worst case data was reported.

The minimum permissible attenuation level of any spurious emission is $43 + 10 \log_{10}(P_{[Watts]})$, where P is the transmitter power in Watts.

Test Procedure Used

KDB 971168 D01 v03r01 – Section 6.0

Test Settings

1. Start and stop frequency were set such that the band edge would be placed in the center of the plot
2. Span was set large enough so as to capture all out of band emissions near the band edge
3. RBW \geq 1% of the emission bandwidth
4. VBW \geq 3 x RBW
5. Detector = RMS
6. Number of sweep points \geq 2 x Span/RBW
7. Trace mode = trace average for continuous emissions, max hold for pulse emissions
8. Sweep time = auto couple
9. The trace was allowed to stabilize

Test Setup

The EUT and measurement equipment were set up as shown in the diagram below.

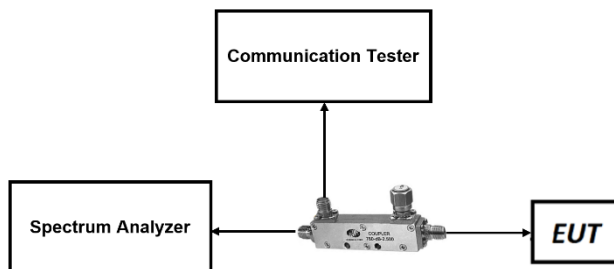




Figure 7-3. Test Instrument & Measurement Setup

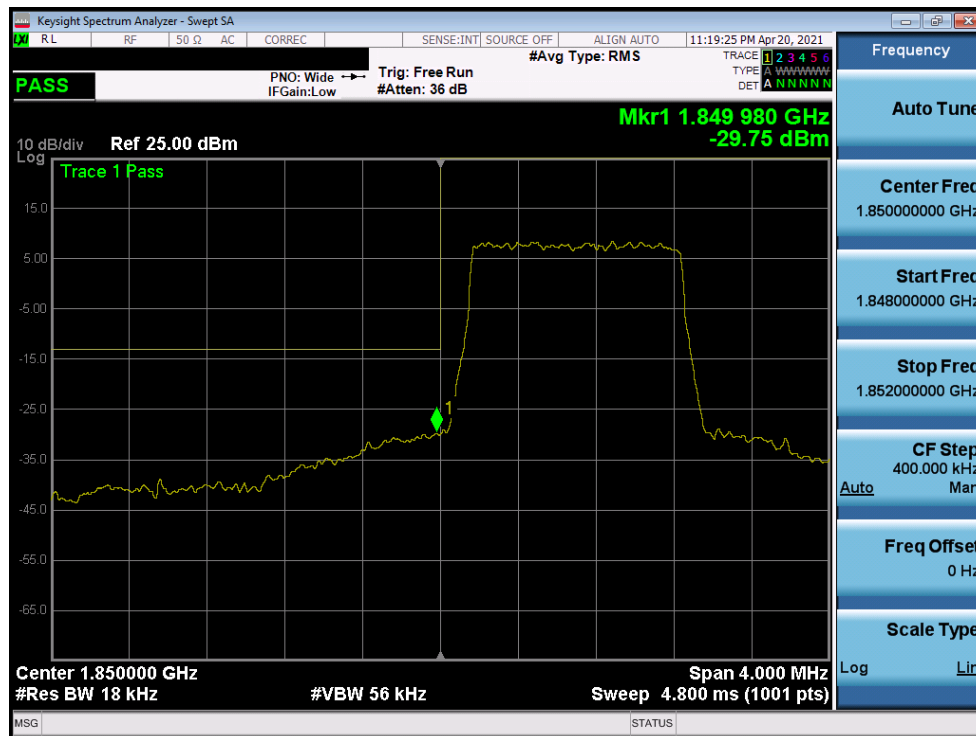
FCC ID: BCGA2568	 PART 24 MEASUREMENT REPORT		Approved by: Quality Manager
Test Report S/N: 1C2106080049-02.BCG	Test Dates: 6/2/2021 - 8/18/2021	EUT Type: Tablet Device	Page 67 of 214

Test Notes

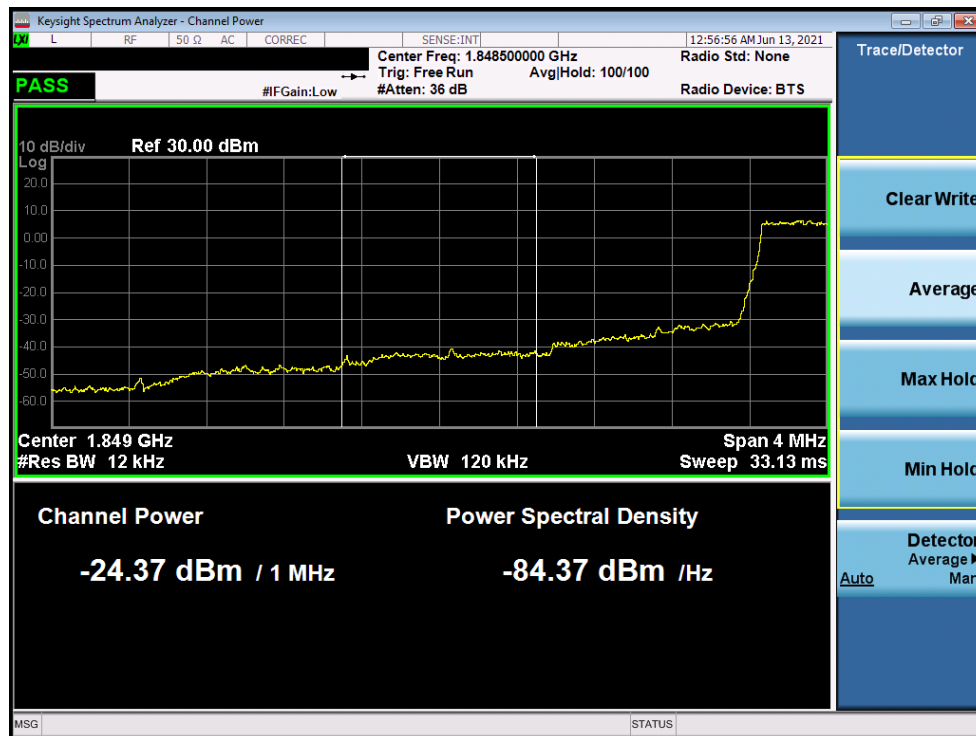
1. Per 24.238(a), in the 1 MHz bands immediately outside and adjacent to the frequency block a resolution bandwidth of at least one percent of the emission bandwidth of the fundamental emission of the transmitter may be employed to demonstrate compliance with the out-of-band emissions limit. The emission bandwidth is defined as the width of the signal between two points, one below the carrier center frequency and one above the carrier center frequency, outside of which all emission are attenuated at least 26 dB below the transmitter power.
2. For NR operation, all subcarrier spacings (SCS) and transmission schemes (e.g. CP-OFDM and DFT-s-OFDM) were investigated to determine the worst case configuration. All modes of operation were investigated and the worst case configuration results are reported in this section.

FCC ID: BCGA2568	 PART 24 MEASUREMENT REPORT		Approved by: Quality Manager
Test Report S/N: 1C2106080049-02.BCG	Test Dates: 6/2/2021 - 8/18/2021	EUT Type: Tablet Device	Page 68 of 214

LTE Band 2



Plot 7-97. Lower Band Edge Plot (LTE Band 2 – 1.4MHz QPSK – Full RB Configuration)

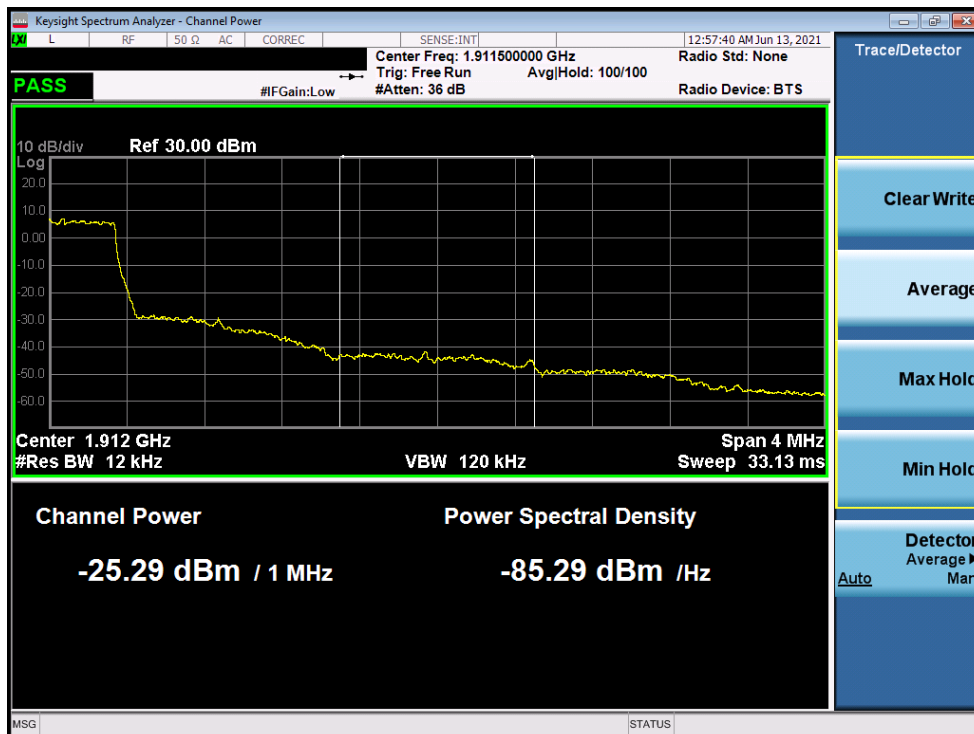


Plot 7-98. Extended Lower Band Edge Plot (LTE Band 2 – 1.4MHz QPSK – Full RB Configuration)

FCC ID: BCGA2568	PART 24 MEASUREMENT REPORT		Approved by: Quality Manager
Test Report S/N: 1C2106080049-02.BCG	Test Dates: 6/2/2021 - 8/18/2021	EUT Type: Tablet Device	Page 69 of 214

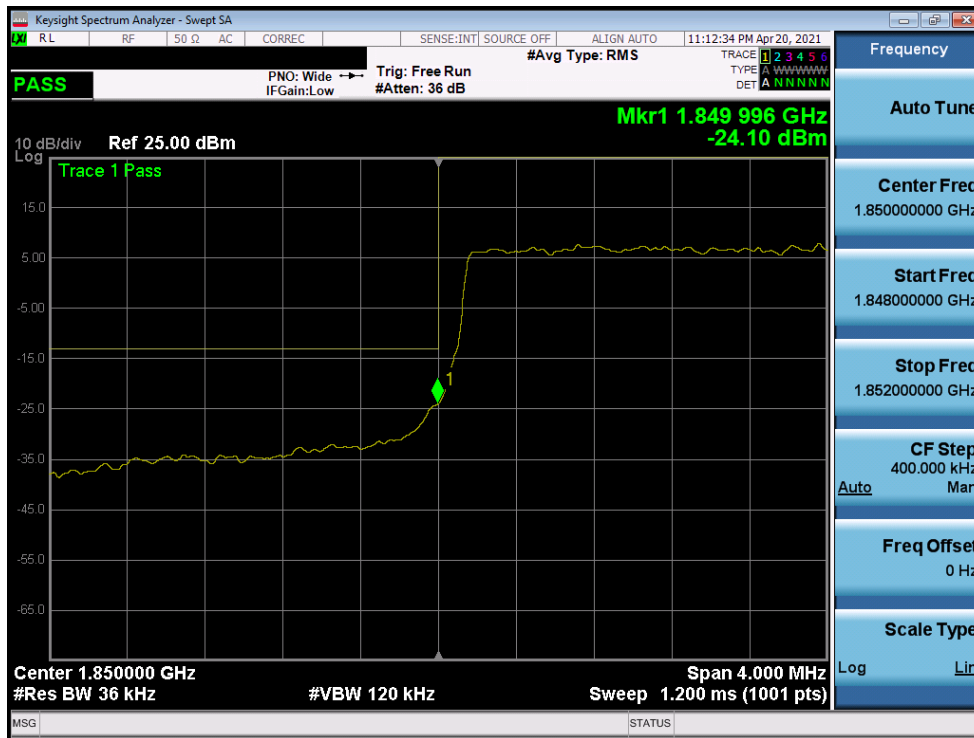


Plot 7-99. Upper Band Edge Plot (LTE Band 2 – 1.4MHz QPSK – Full RB Configuration)

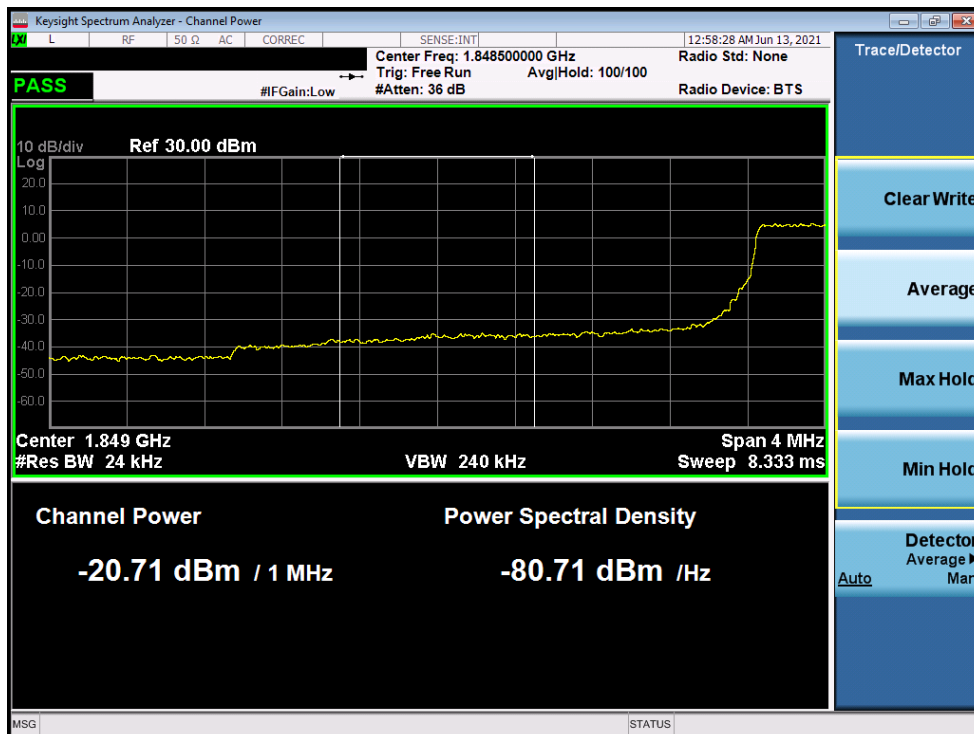


Plot 7-100. Extended Upper Band Edge Plot (LTE Band 2 – 1.4MHz QPSK – Full RB Configuration)

FCC ID: BCGA2568	PCTEST Proud to be part of element	PART 24 MEASUREMENT REPORT		Approved by: Quality Manager
Test Report S/N: 1C2106080049-02.BCG	Test Dates: 6/2/2021 - 8/18/2021	EUT Type: Tablet Device		Page 70 of 214



Plot 7-101. Lower Band Edge Plot (LTE Band 2 – 3MHz QPSK – Full RB Configuration)

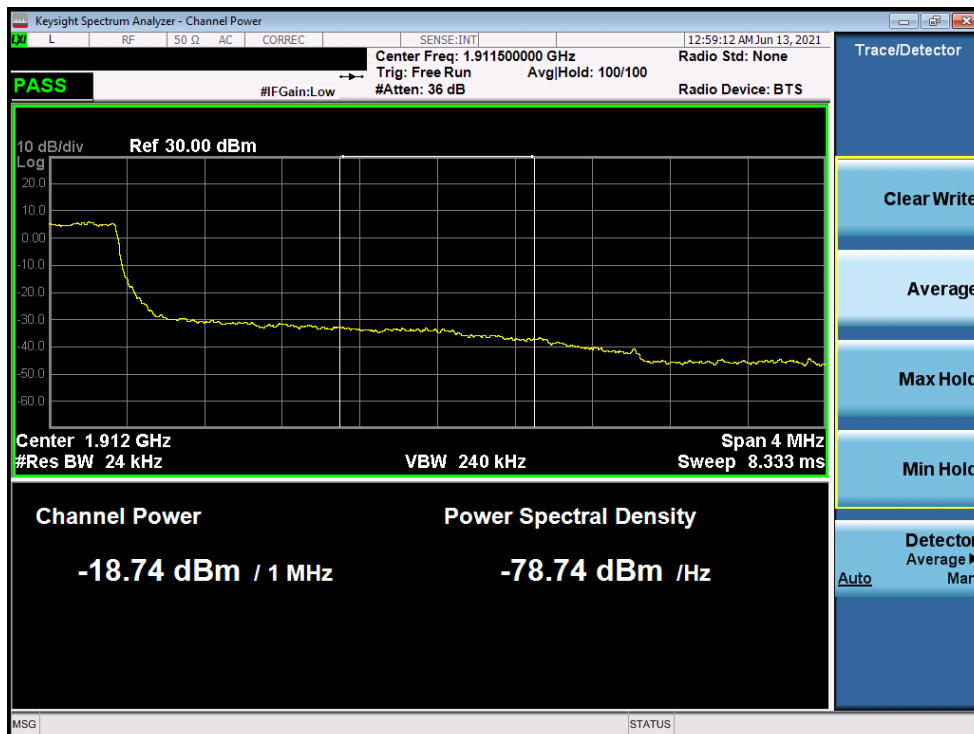


Plot 7-102. Extended Lower Band Edge Plot (LTE Band 2 – 3MHz QPSK – Full RB Configuration)

FCC ID: BCGA2568	PART 24 MEASUREMENT REPORT		Approved by: Quality Manager
Test Report S/N: 1C2106080049-02.BCG	Test Dates: 6/2/2021 - 8/18/2021	EUT Type: Tablet Device	Page 71 of 214

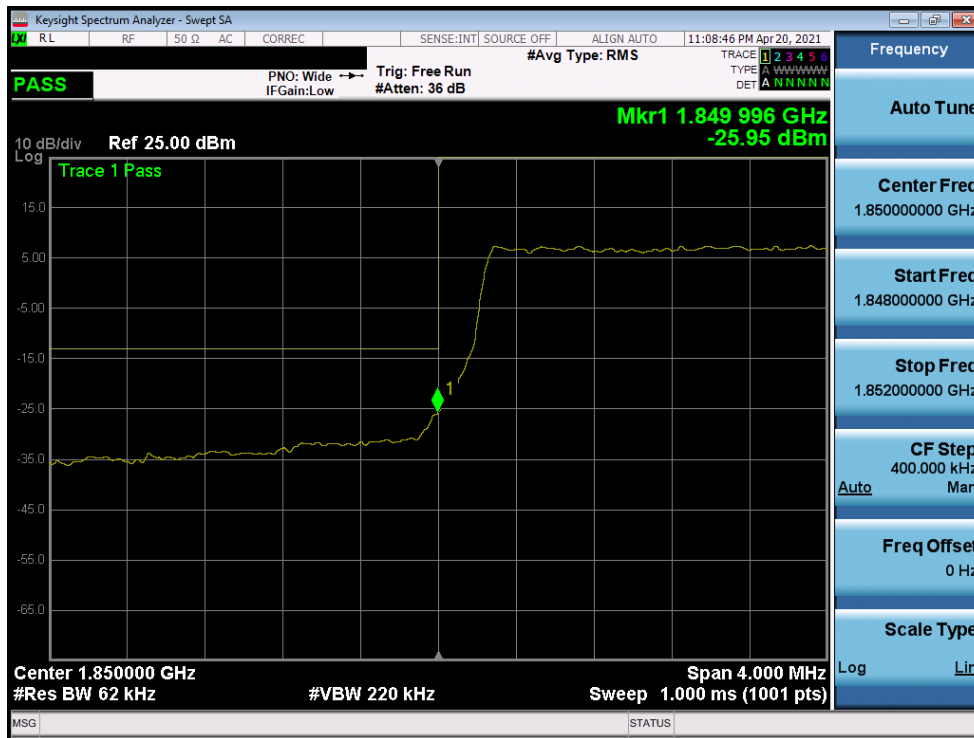


Plot 7-103. Upper Band Edge Plot (LTE Band 2 – 3MHz QPSK – Full RB Configuration)

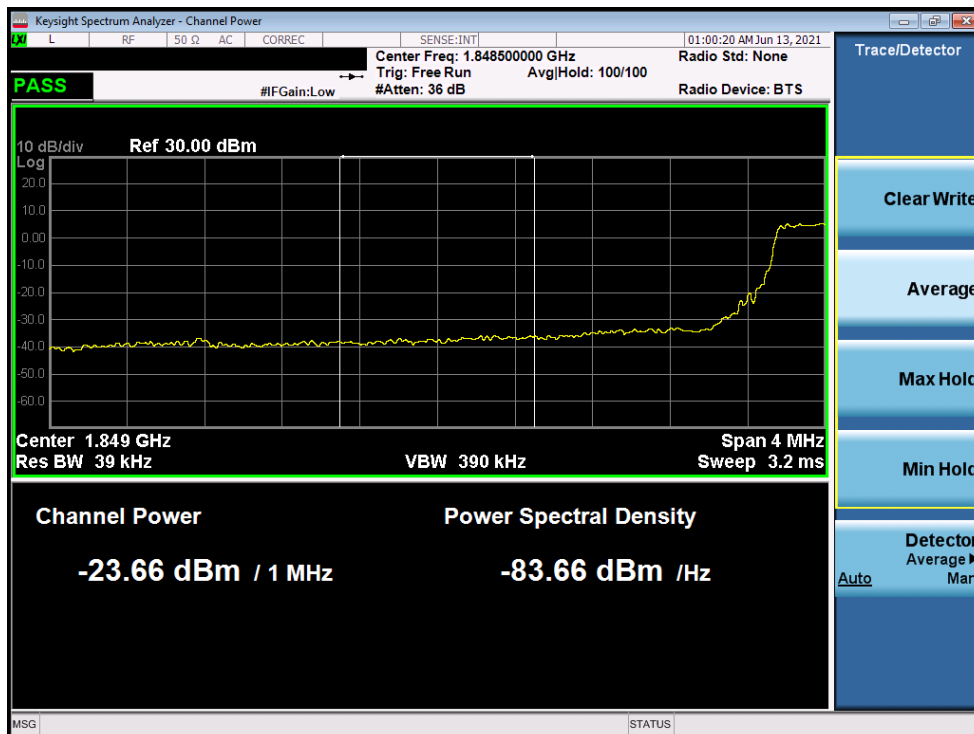


Plot 7-104. Extended Upper Band Edge Plot (LTE Band 2 – 3MHz QPSK – Full RB Configuration)

FCC ID: BCGA2568	PART 24 MEASUREMENT REPORT		Approved by: Quality Manager
Test Report S/N: 1C2106080049-02.BCG	Test Dates: 6/2/2021 - 8/18/2021	EUT Type: Tablet Device	Page 72 of 214



Plot 7-105. Lower Band Edge Plot (LTE Band 2 – 5MHz QPSK – Full RB Configuration)

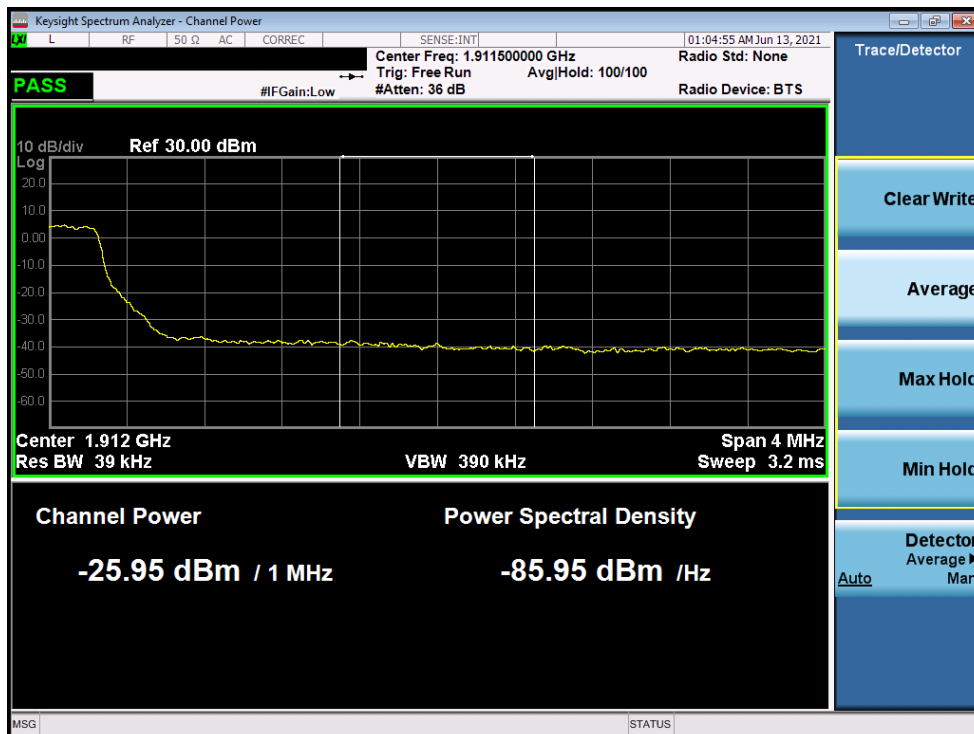


Plot 7-106. Extended Lower Band Edge Plot (LTE Band 2 – 5MHz QPSK – Full RB Configuration)

FCC ID: BCGA2568	PART 24 MEASUREMENT REPORT		Approved by: Quality Manager
Test Report S/N: 1C2106080049-02.BCG	Test Dates: 6/2/2021 - 8/18/2021	EUT Type: Tablet Device	Page 73 of 214

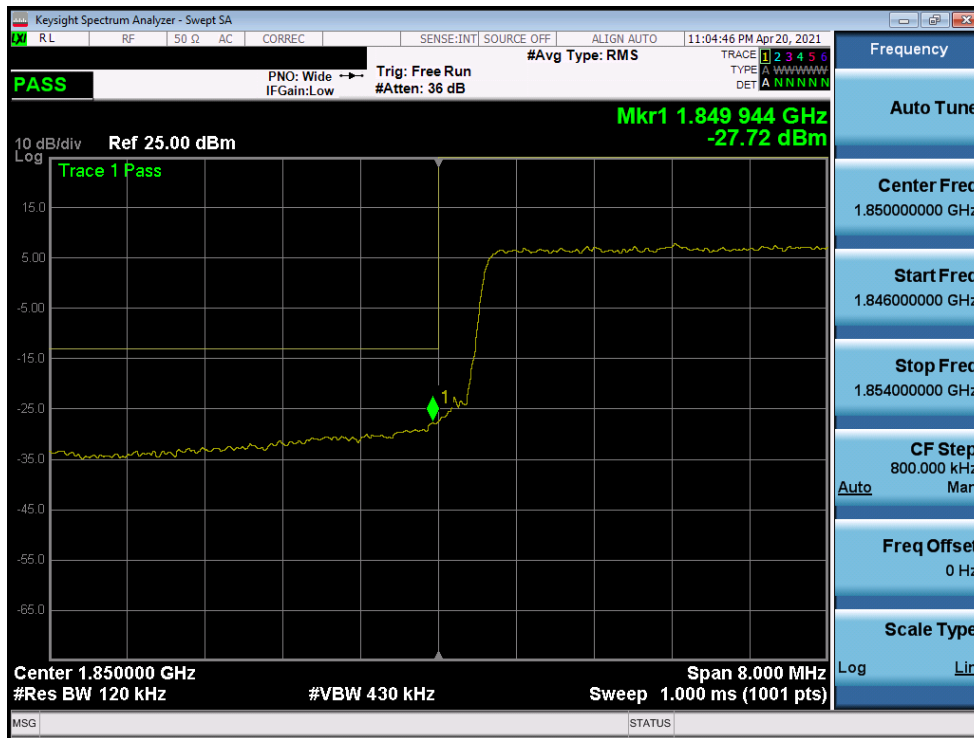


Plot 7-107. Upper Band Edge Plot (LTE Band 2 - 5MHz QPSK - Full RB Configuration)

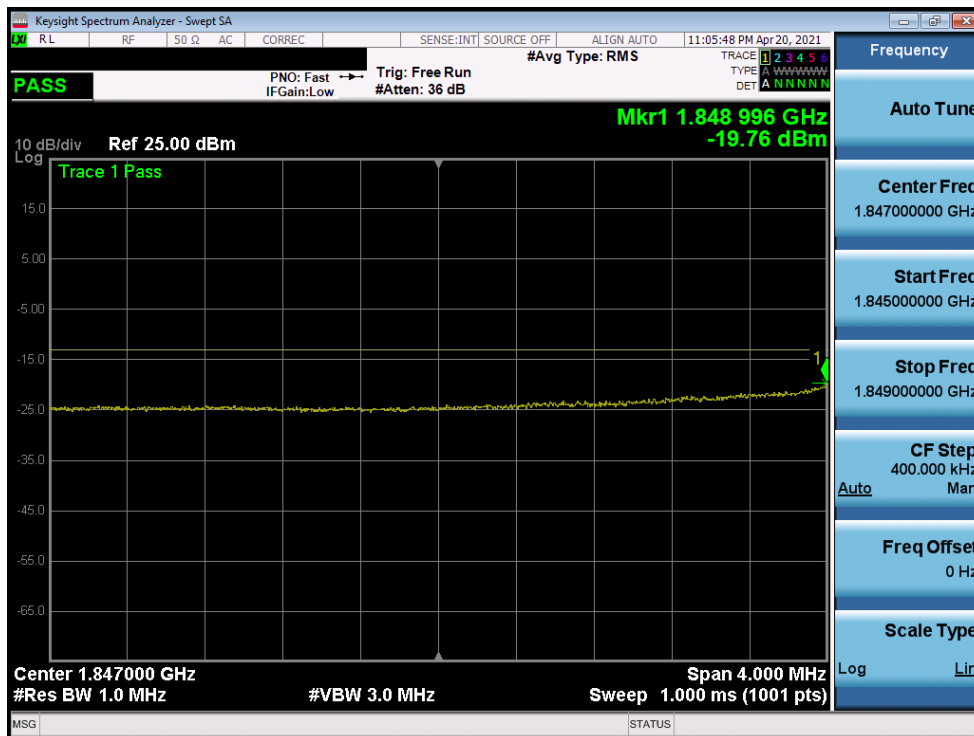


Plot 7-108. Extended Upper Band Edge Plot (LTE Band 2 - 5MHz QPSK - Full RB Configuration)


FCC ID: BCGA2568	PART 24 MEASUREMENT REPORT		Approved by: Quality Manager
Test Report S/N: 1C2106080049-02.BCG	Test Dates: 6/2/2021 - 8/18/2021	EUT Type: Tablet Device	Page 74 of 214



Plot 7-109. Lower Band Edge Plot (LTE Band 2 – 10MHz QPSK – Full RB Configuration)

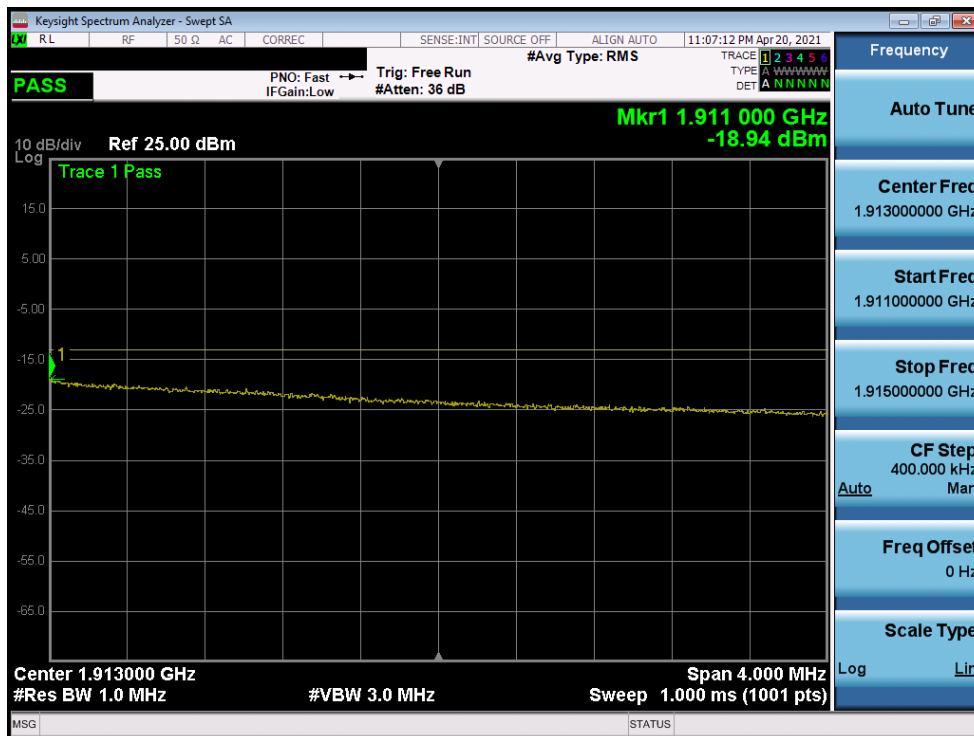


Plot 7-110. Extended Lower Band Edge Plot (LTE Band 2 – 10MHz QPSK – Full RB Configuration)


FCC ID: BCGA2568	 PART 24 MEASUREMENT REPORT		Approved by: Quality Manager
Test Report S/N: 1C2106080049-02.BCG	Test Dates: 6/2/2021 - 8/18/2021	EUT Type: Tablet Device	Page 75 of 214

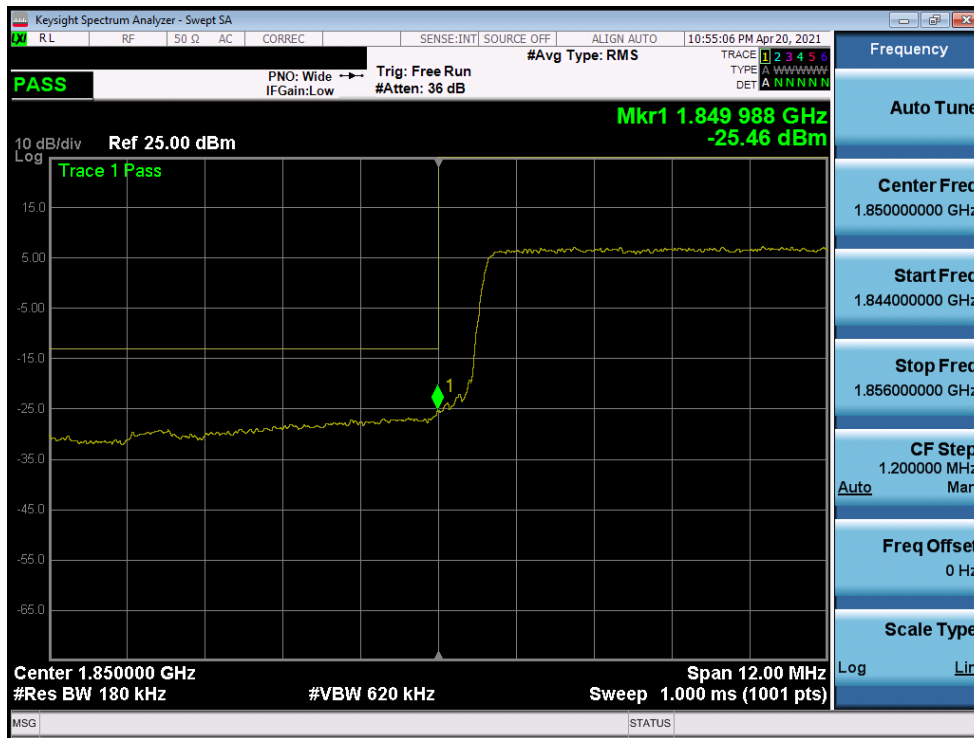


Plot 7-111. Upper Band Edge Plot (LTE Band 2 – 10MHz QPSK – Full RB Configuration)

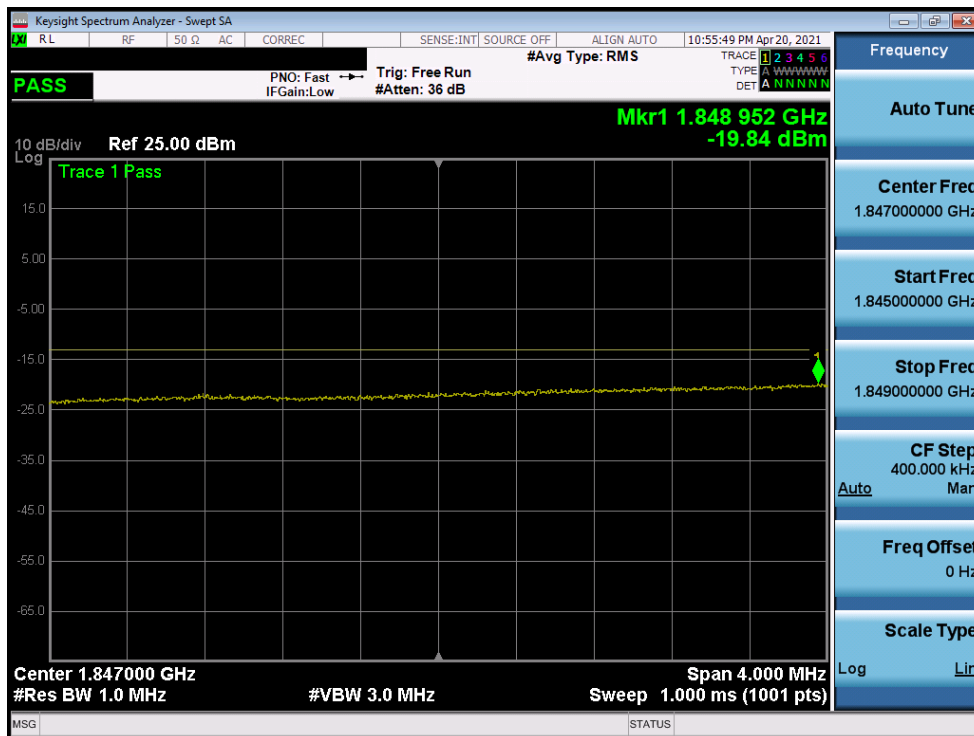


Plot 7-112. Extended Upper Band Edge Plot (LTE Band 2 – 10MHz QPSK – Full RB Configuration)


FCC ID: BCGA2568	 PART 24 MEASUREMENT REPORT		Approved by: Quality Manager
Test Report S/N: 1C2106080049-02.BCG	Test Dates: 6/2/2021 - 8/18/2021	EUT Type: Tablet Device	Page 76 of 214



Plot 7-113. Lower Band Edge Plot (LTE Band 2 – 15MHz QPSK – Full RB Configuration)

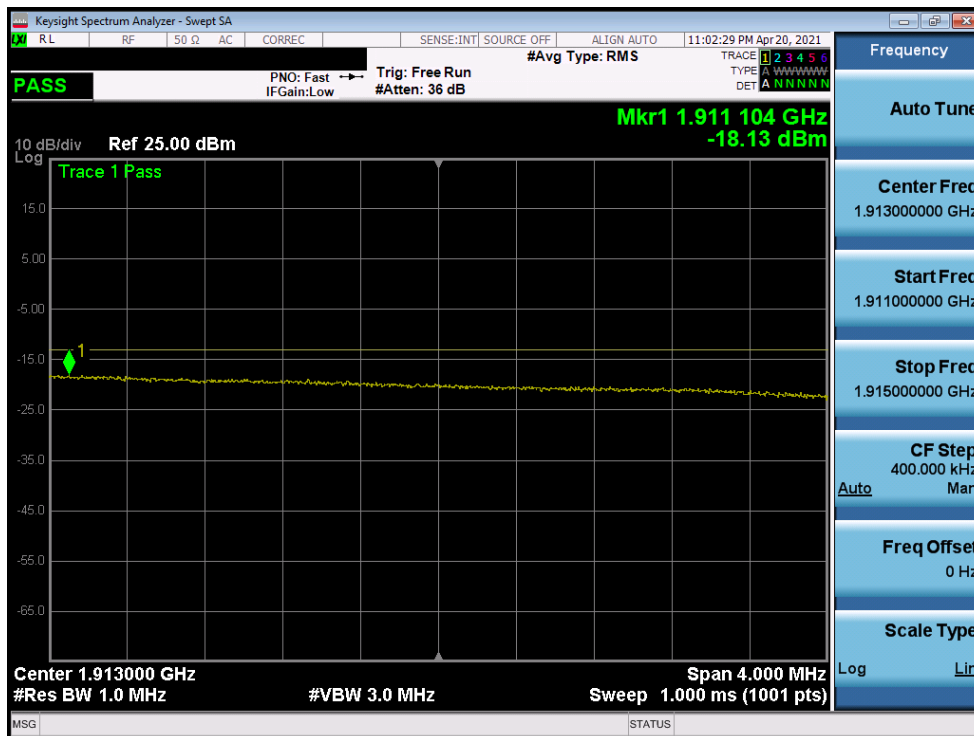


Plot 7-114. Extended Lower Band Edge Plot (LTE Band 2 – 15MHz QPSK – Full RB Configuration)


FCC ID: BCGA2568	 PART 24 MEASUREMENT REPORT		Approved by: Quality Manager
Test Report S/N: 1C2106080049-02.BCG	Test Dates: 6/2/2021 - 8/18/2021	EUT Type: Tablet Device	Page 77 of 214

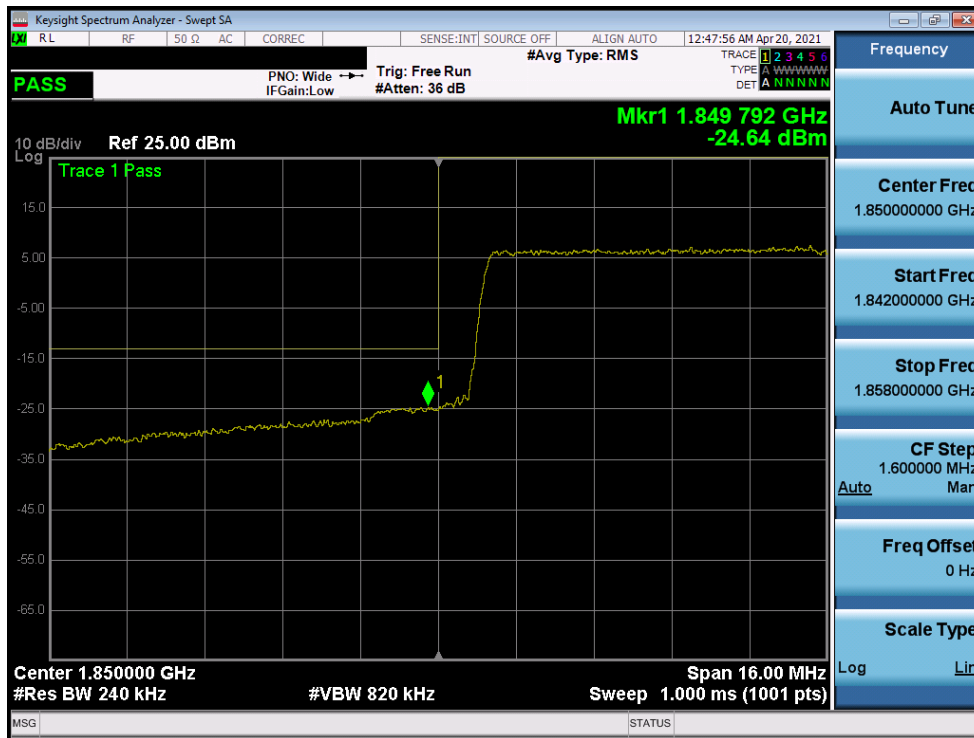


Plot 7-115. Upper Band Edge Plot (LTE Band 2 - 15MHz QPSK - Full RB Configuration)

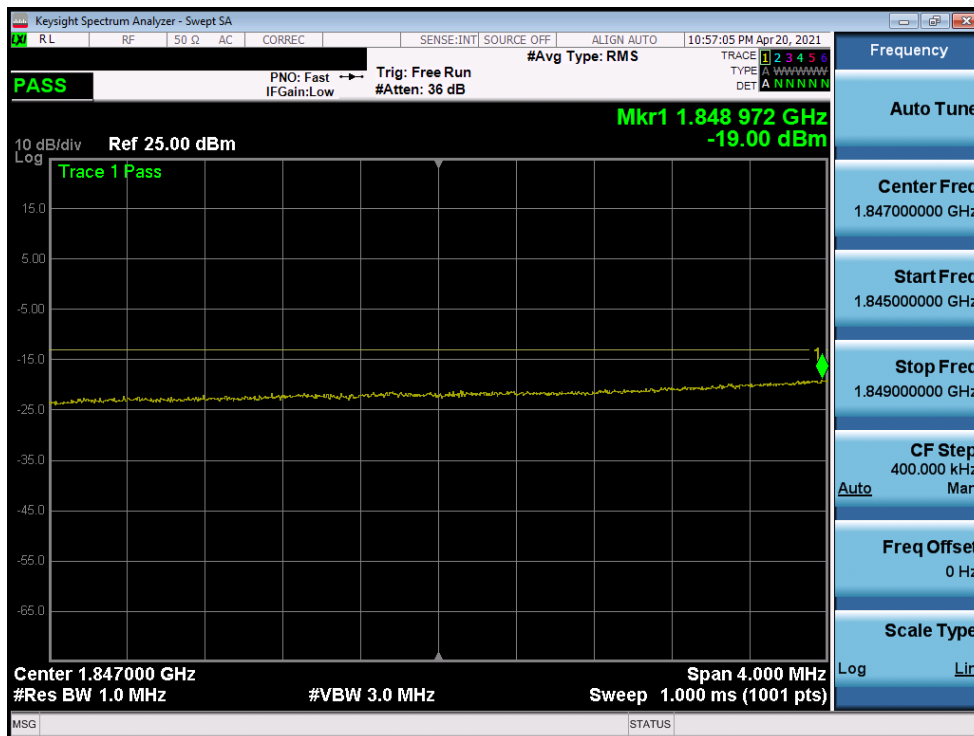


Plot 7-116. Extended Upper Band Edge Plot (LTE Band 2 - 15MHz QPSK - Full RB Configuration)


FCC ID: BCGA2568	 PART 24 MEASUREMENT REPORT		Approved by: Quality Manager
Test Report S/N: 1C2106080049-02.BCG	Test Dates: 6/2/2021 - 8/18/2021	EUT Type: Tablet Device	Page 78 of 214



Plot 7-117. Lower Band Edge Plot (LTE Band 2 – 20MHz QPSK – Full RB Configuration)

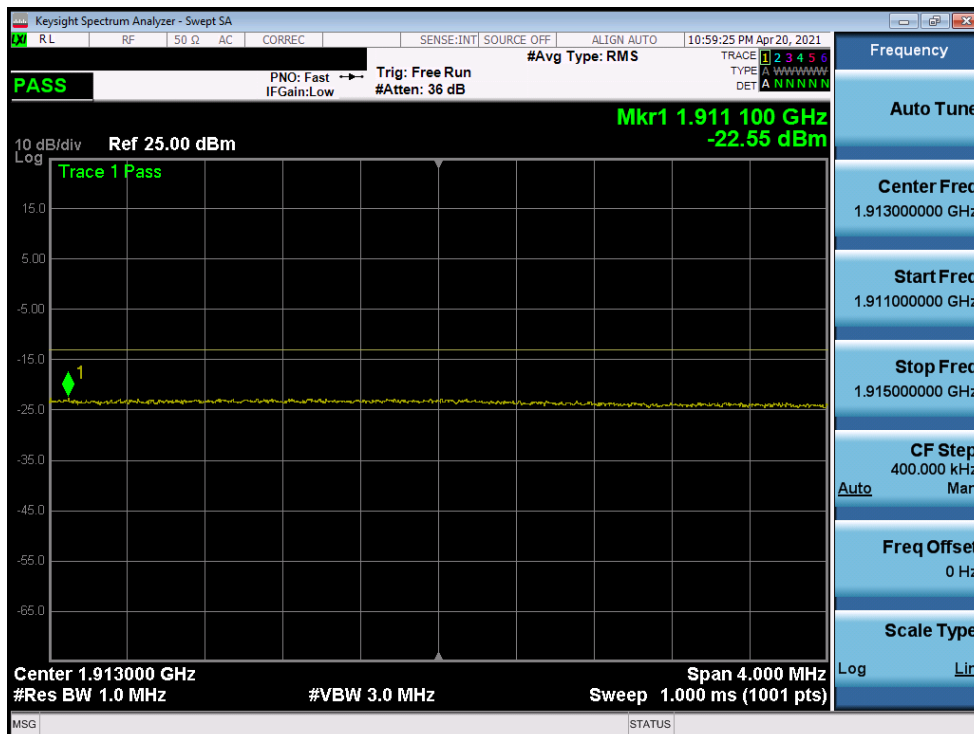


Plot 7-118. Extended Lower Band Edge Plot (LTE Band 2 – 20MHz QPSK – Full RB Configuration)


FCC ID: BCGA2568	 PART 24 MEASUREMENT REPORT		Approved by: Quality Manager
Test Report S/N: 1C2106080049-02.BCG	Test Dates: 6/2/2021 - 8/18/2021	EUT Type: Tablet Device	Page 79 of 214



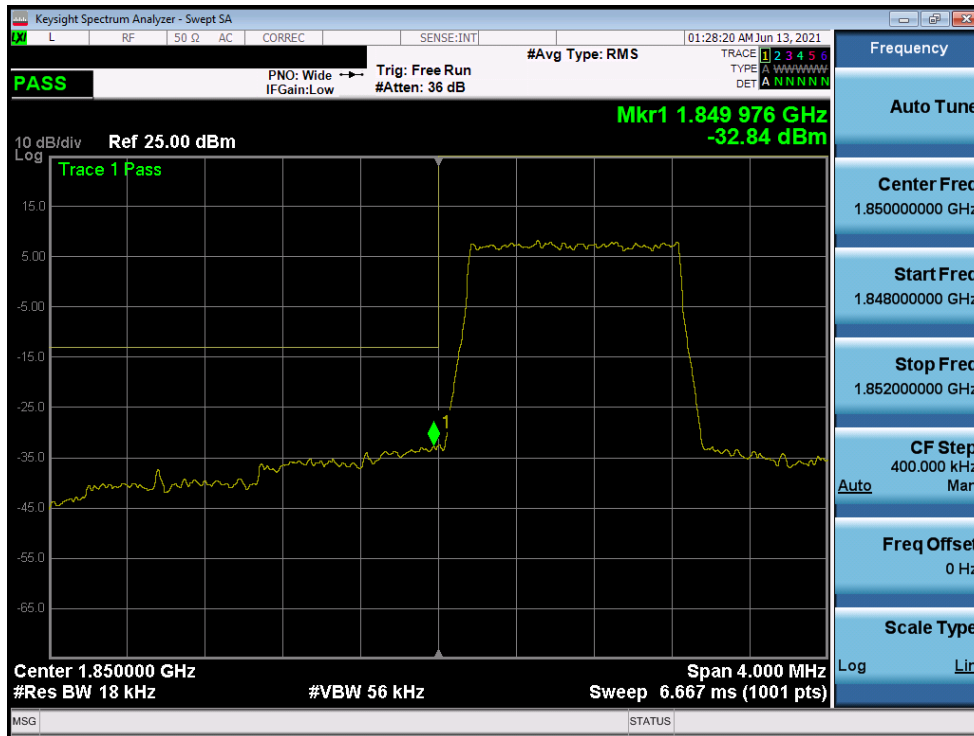
Plot 7-119. Upper Band Edge Plot (LTE Band 2 - 20MHz QPSK - Full RB Configuration)



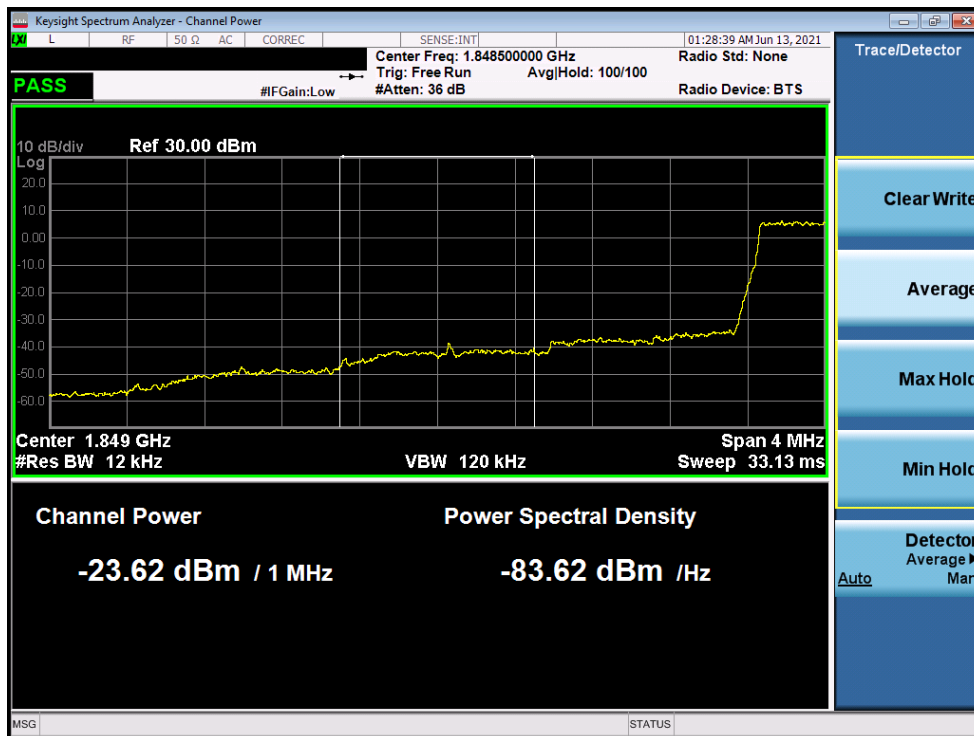
Plot 7-120. Extended Upper Band Edge Plot (LTE Band 2 - 20MHz QPSK - Full RB Configuration)

FCC ID: BCGA2568	 PART 24 MEASUREMENT REPORT		Approved by: Quality Manager
Test Report S/N: 1C2106080049-02.BCG	Test Dates: 6/2/2021 - 8/18/2021	EUT Type: Tablet Device	Page 80 of 214

LTE Band 25/2

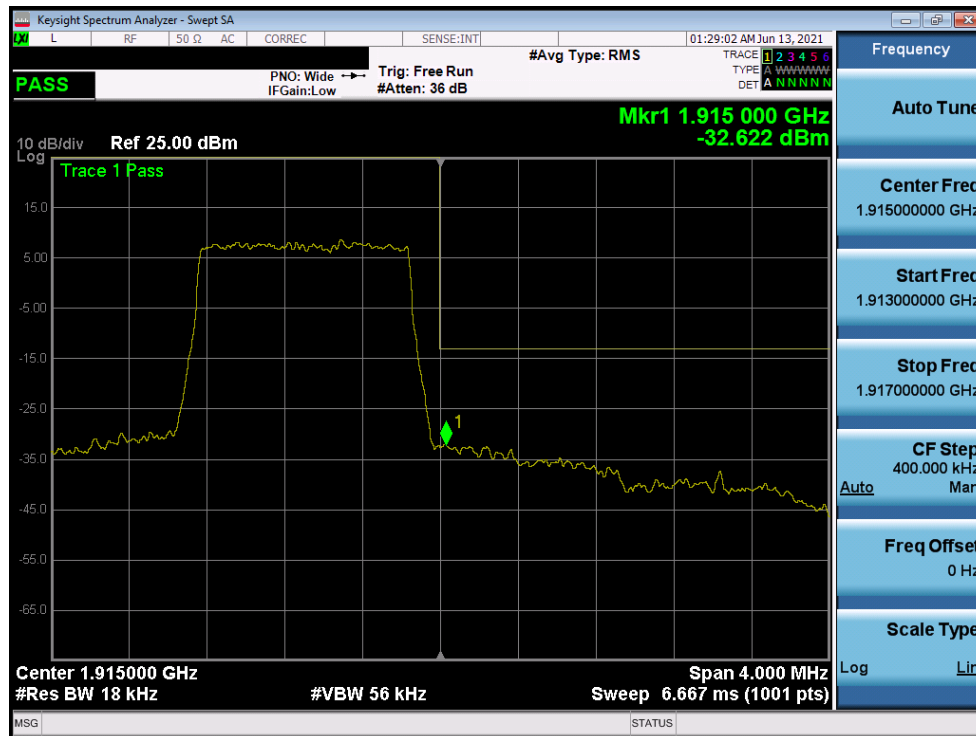


Plot 7-121. Lower Band Edge Plot (LTE Band 25/2 – 1.4MHz QPSK – Full RB Configuration)

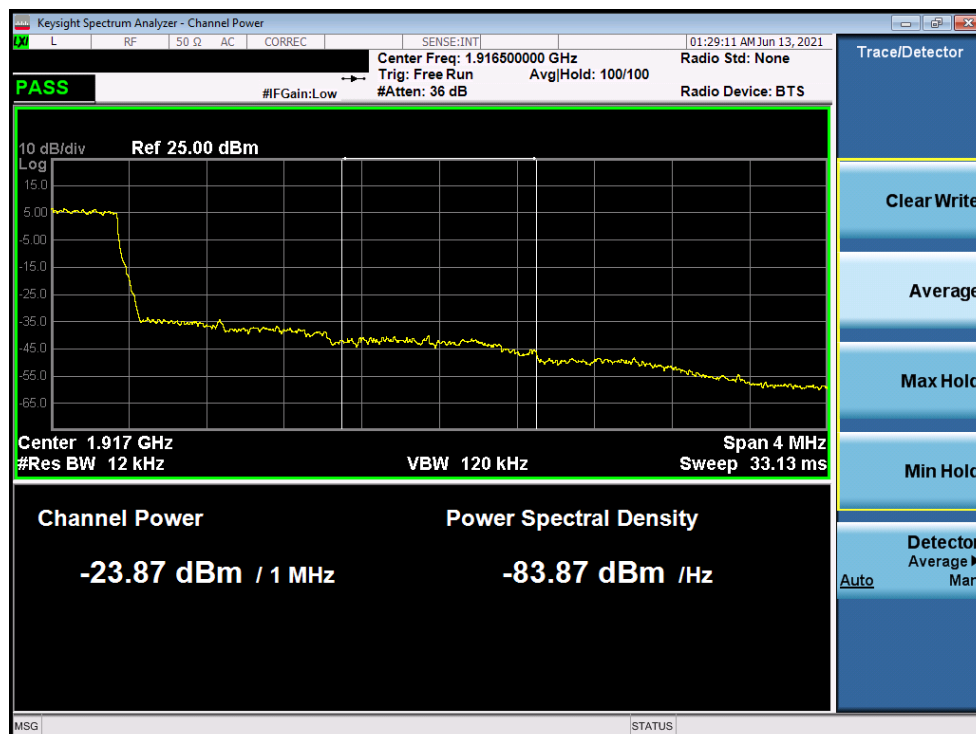


Plot 7-122. Extended Lower Band Edge Plot (LTE Band 25/2 – 1.4MHz QPSK – Full RB Configuration)


FCC ID: BCGA2568	PART 24 MEASUREMENT REPORT		Approved by: Quality Manager
Test Report S/N: 1C2106080049-02.BCG	Test Dates: 6/2/2021 - 8/18/2021	EUT Type: Tablet Device	Page 81 of 214

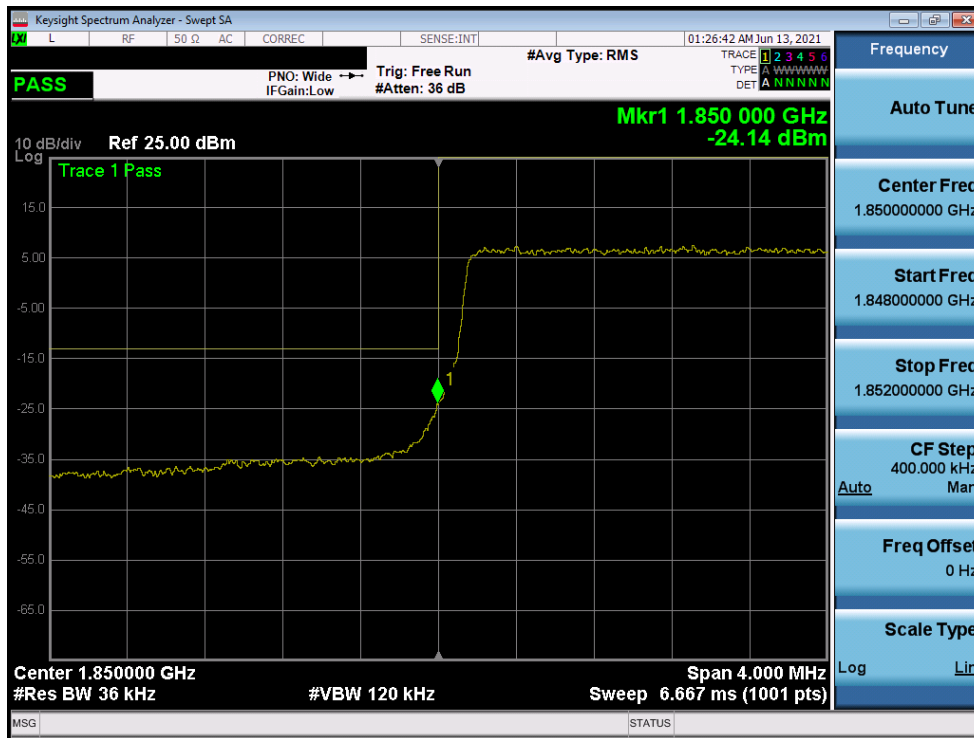


Plot 7-123. Upper Band Edge Plot (LTE Band 25/2 – 1.4MHz QPSK – Full RB Configuration)

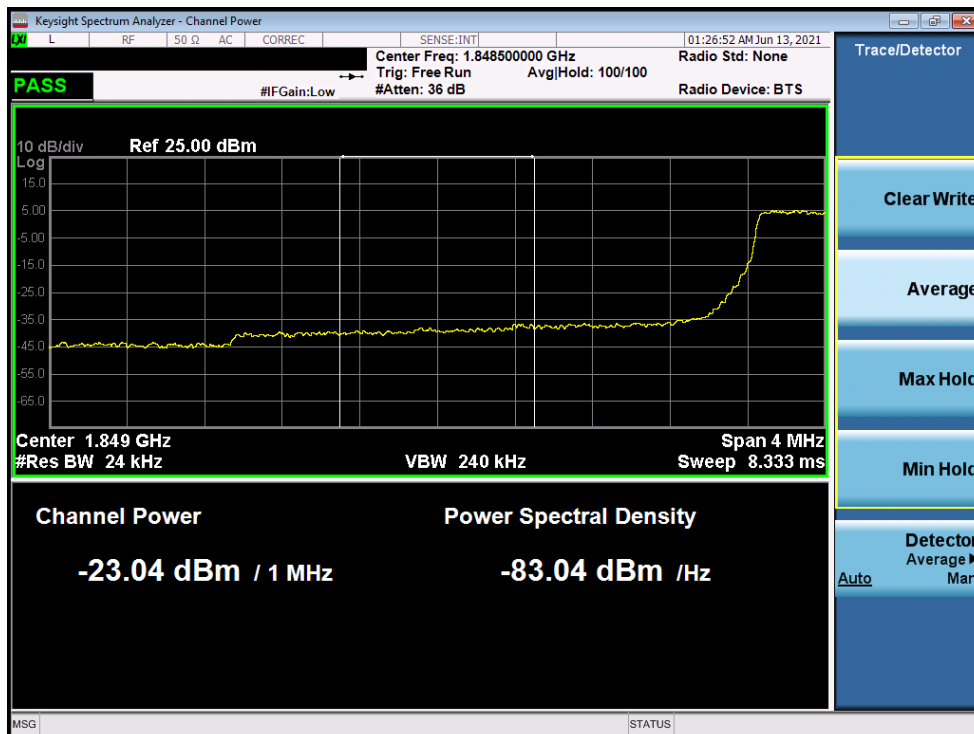


Plot 7-124. Extended Upper Band Edge Plot (LTE Band 25/2 – 1.4MHz QPSK – Full RB Configuration)

FCC ID: BCGA2568	 PART 24 MEASUREMENT REPORT		Approved by: Quality Manager
Test Report S/N: 1C2106080049-02.BCG	Test Dates: 6/2/2021 - 8/18/2021	EUT Type: Tablet Device	Page 82 of 214

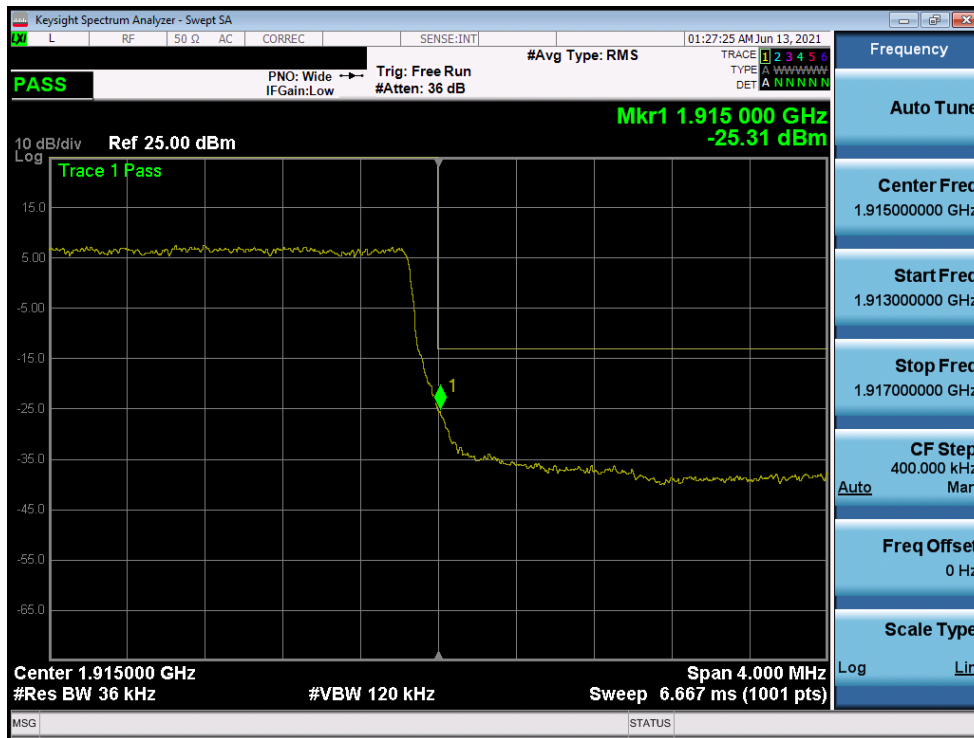


Plot 7-125. Lower Band Edge Plot (LTE Band 25/2 – 3MHz QPSK – Full RB Configuration)

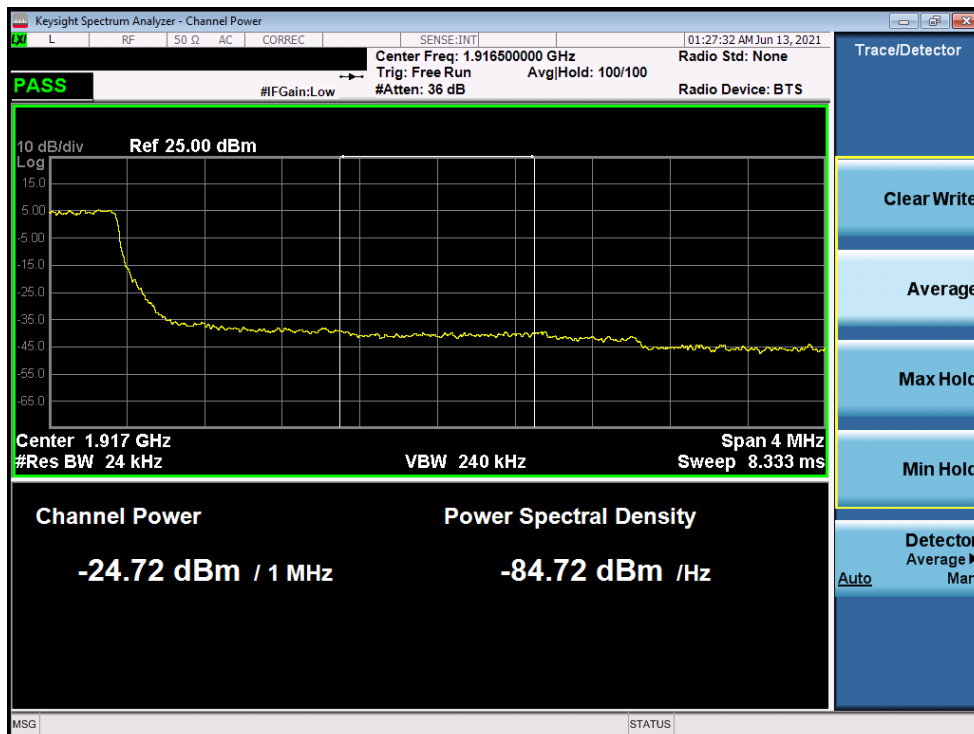


Plot 7-126. Extended Lower Band Edge Plot (LTE Band 25/2 – 3MHz QPSK – Full RB Configuration)

FCC ID: BCGA2568	PART 24 MEASUREMENT REPORT		Approved by: Quality Manager
Test Report S/N: 1C2106080049-02.BCG	Test Dates: 6/2/2021 - 8/18/2021	EUT Type: Tablet Device	Page 83 of 214

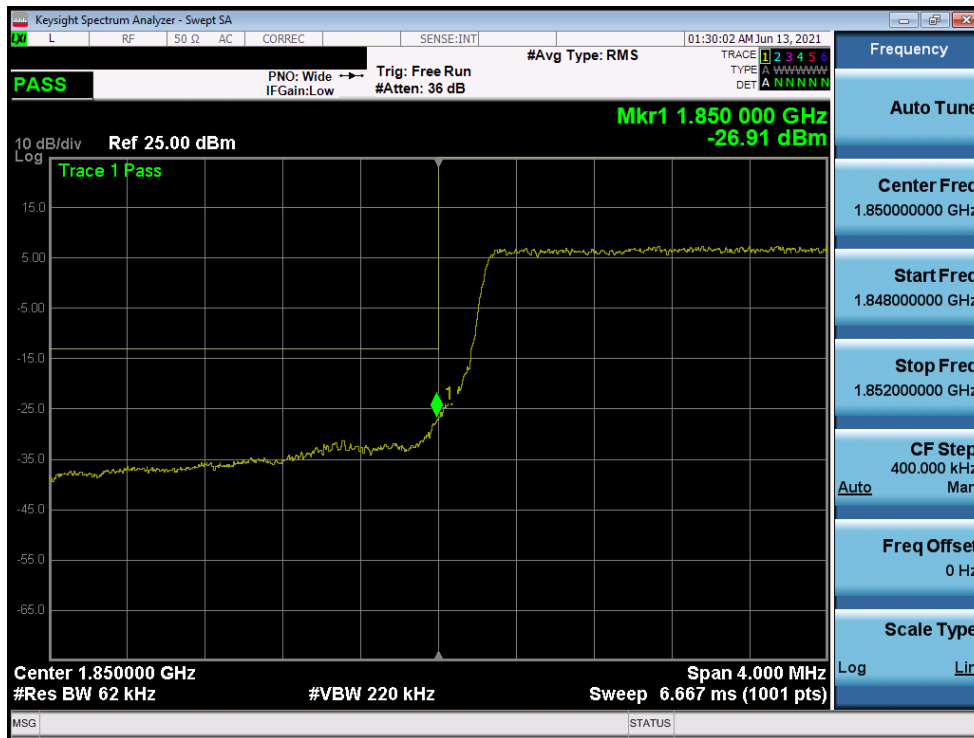


Plot 7-127. Upper Band Edge Plot (LTE Band 25/2 – 3MHz QPSK – Full RB Configuration)

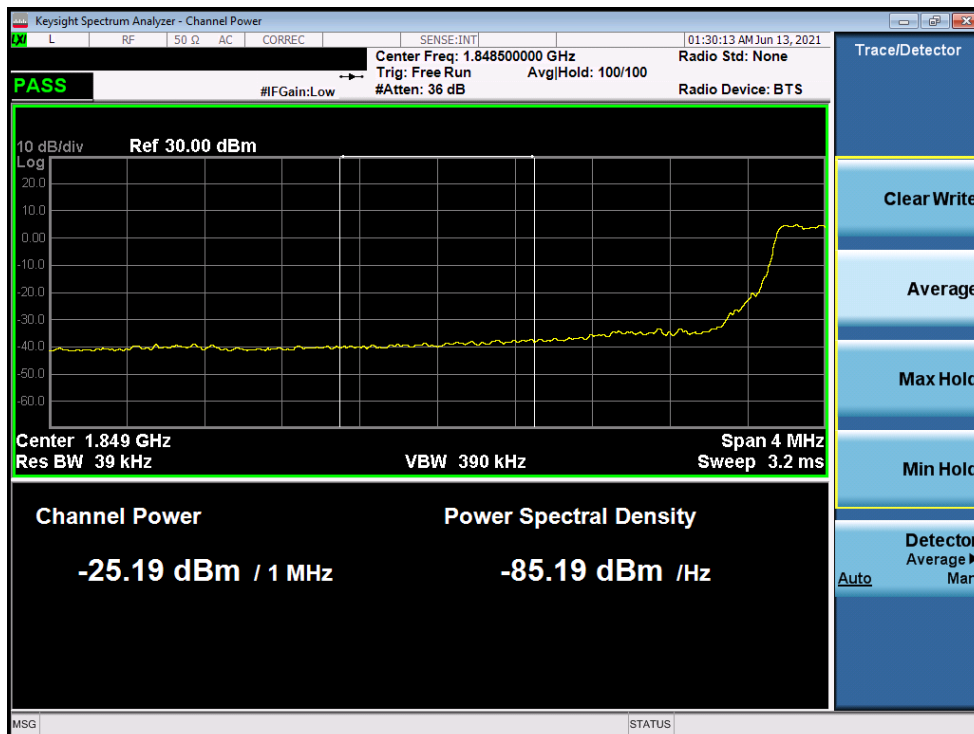


Plot 7-128. Extended Upper Band Edge Plot (LTE Band 25/2 – 3MHz QPSK – Full RB Configuration)

FCC ID: BCGA2568	PART 24 MEASUREMENT REPORT		Approved by: Quality Manager
Test Report S/N: 1C2106080049-02.BCG	Test Dates: 6/2/2021 - 8/18/2021	EUT Type: Tablet Device	Page 84 of 214

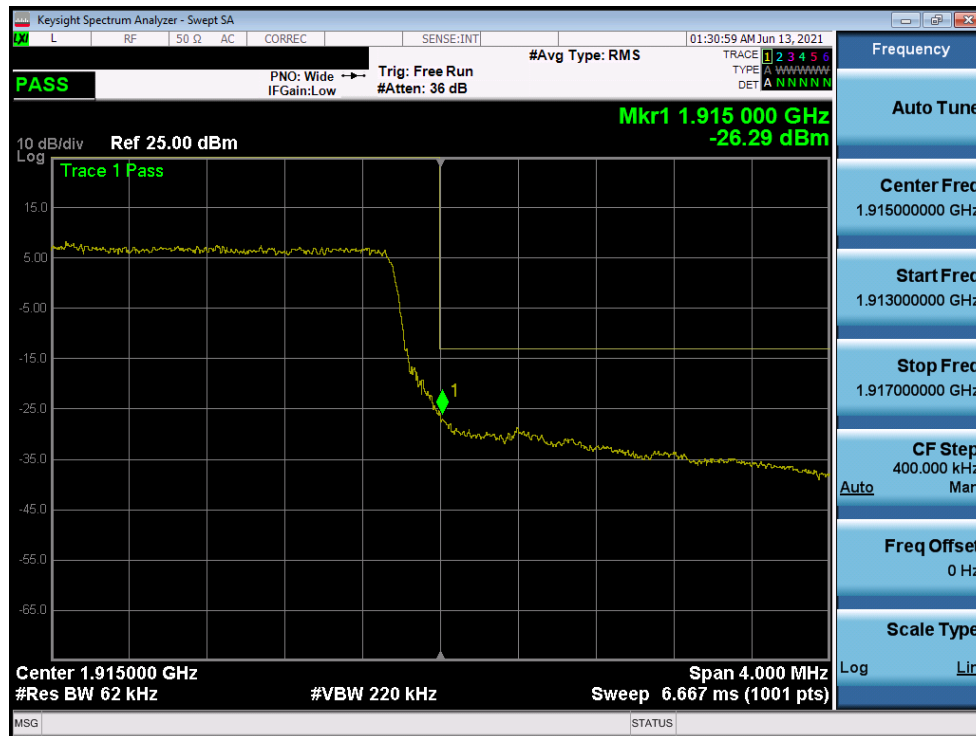


Plot 7-129. Lower Band Edge Plot (LTE Band 25/2 – 5MHz QPSK – Full RB Configuration)

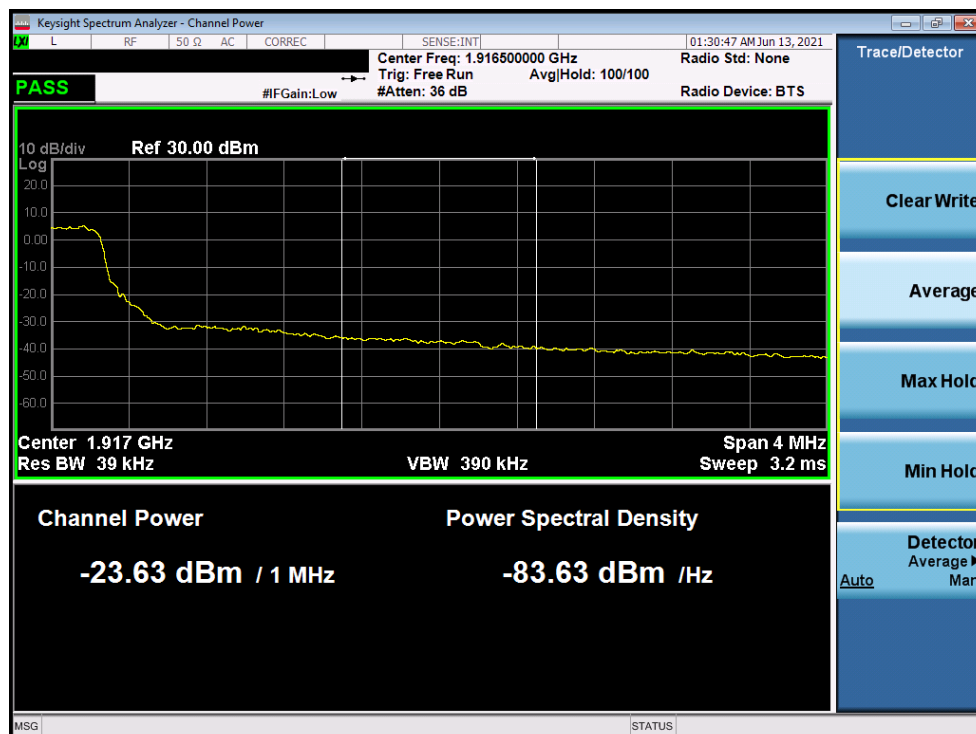


Plot 7-130. Extended Lower Band Edge Plot (LTE Band 25/2 – 5MHz QPSK – Full RB Configuration)

FCC ID: BCGA2568	PART 24 MEASUREMENT REPORT		Approved by: Quality Manager
Test Report S/N: 1C2106080049-02.BCG	Test Dates: 6/2/2021 - 8/18/2021	EUT Type: Tablet Device	Page 85 of 214

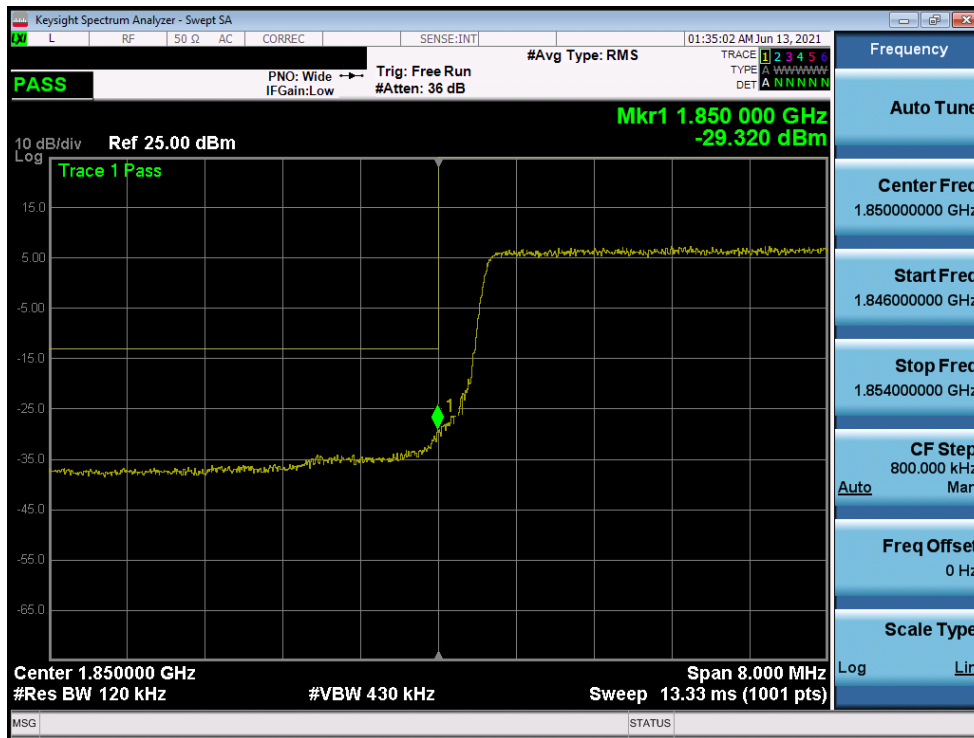


Plot 7-131. Upper Band Edge Plot (LTE Band 25/2 – 5MHz QPSK – Full RB Configuration)

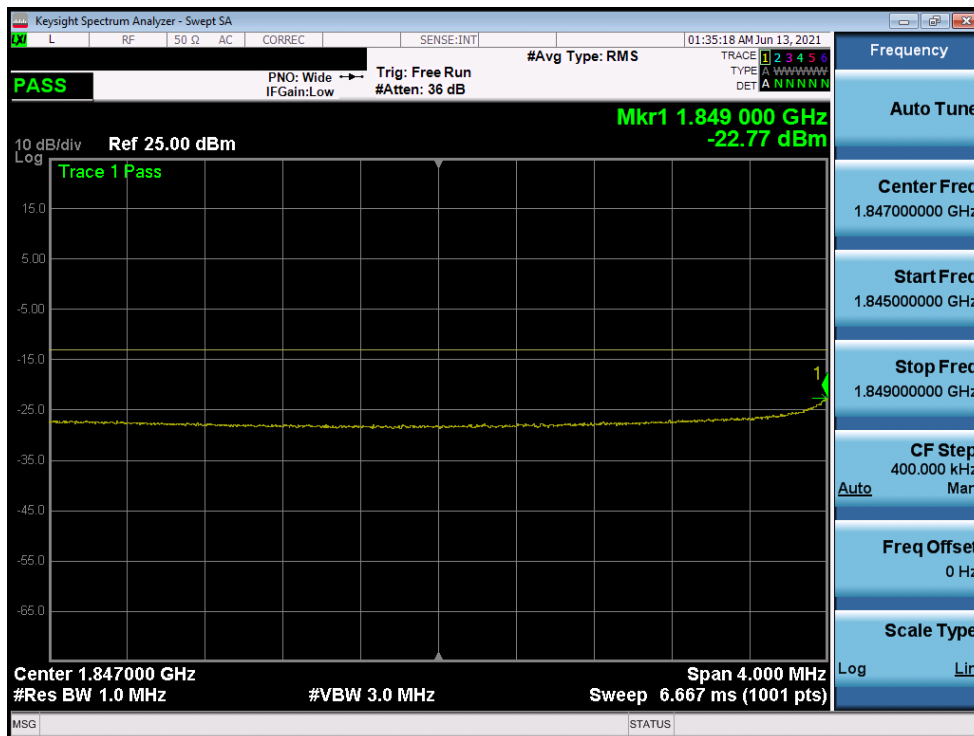


Plot 7-132. Extended Upper Band Edge Plot (LTE Band 25/2 – 5MHz QPSK – Full RB Configuration)

FCC ID: BCGA2568	PART 24 MEASUREMENT REPORT		Approved by: Quality Manager
Test Report S/N: 1C2106080049-02.BCG	Test Dates: 6/2/2021 - 8/18/2021	EUT Type: Tablet Device	Page 86 of 214



Plot 7-133. Lower Band Edge Plot (LTE Band 25/2 – 10MHz QPSK – Full RB Configuration)

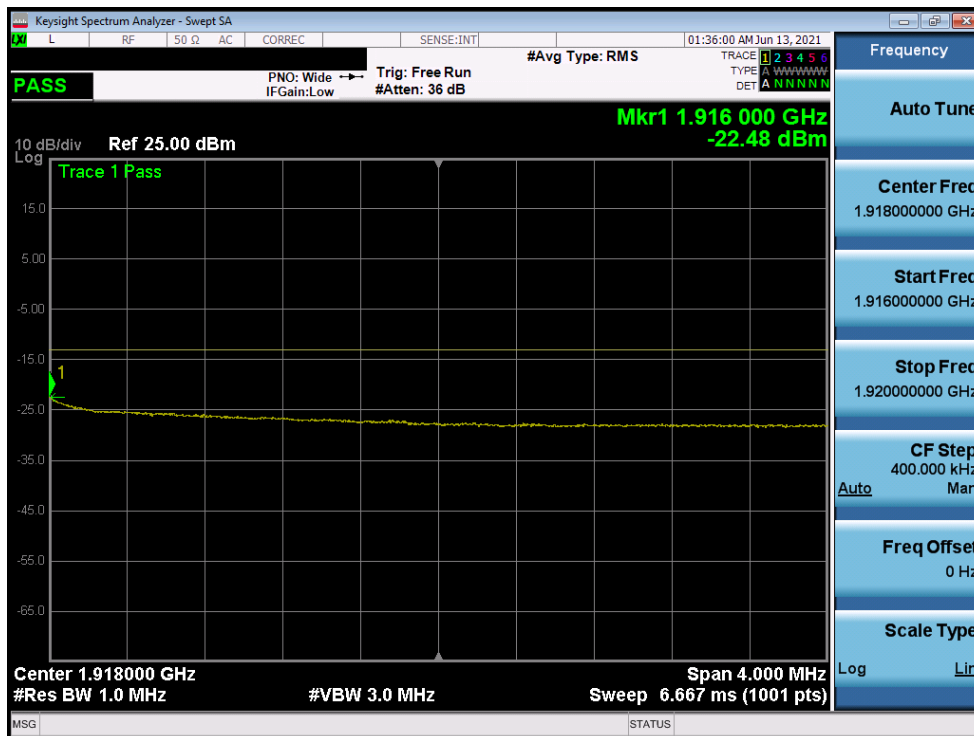


Plot 7-134. Extended Lower Band Edge Plot (LTE Band 25/2 – 10MHz QPSK – Full RB Configuration)


FCC ID: BCGA2568	PART 24 MEASUREMENT REPORT		Approved by: Quality Manager
Test Report S/N: 1C2106080049-02.BCG	Test Dates: 6/2/2021 - 8/18/2021	EUT Type: Tablet Device	Page 87 of 214

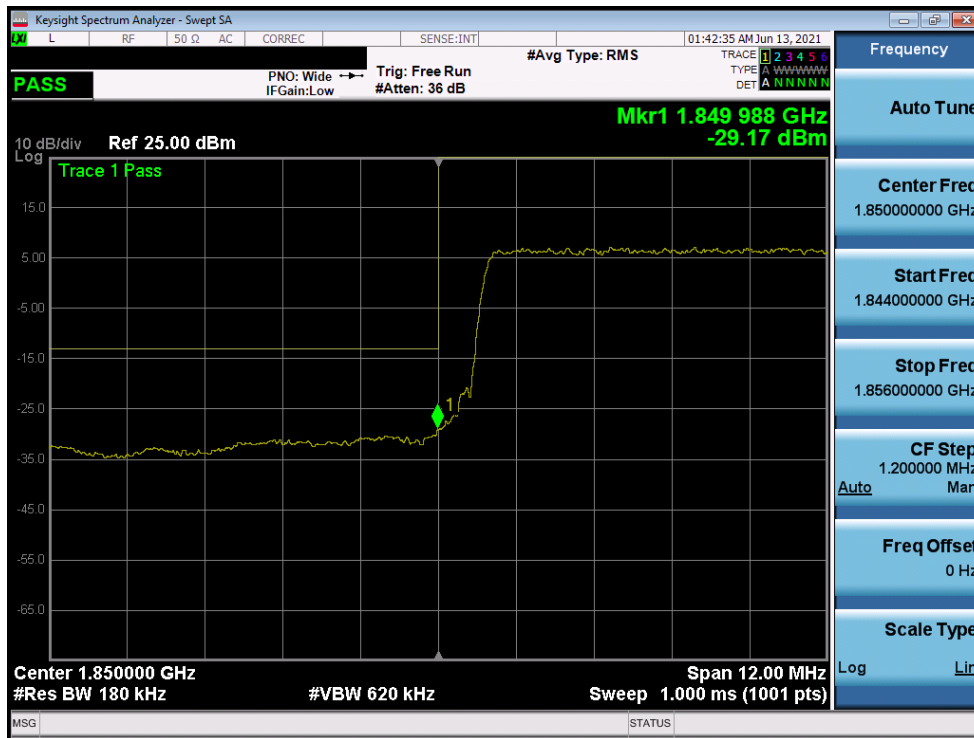


Plot 7-135. Upper Band Edge Plot (LTE Band 25/2 – 10MHz QPSK – Full RB Configuration)

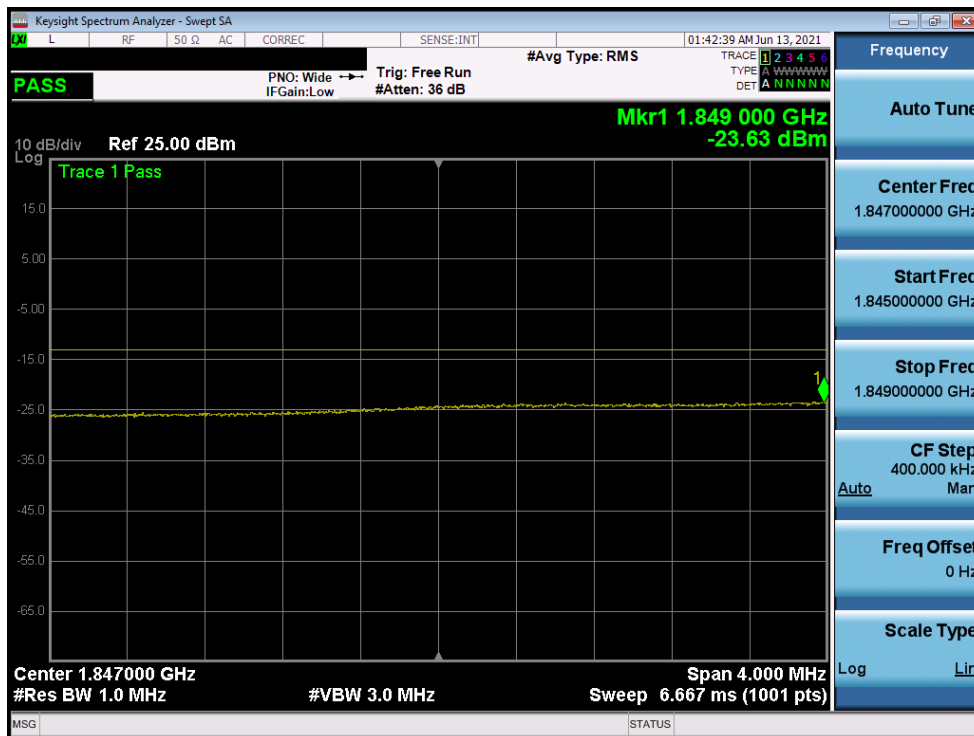


Plot 7-136. Extended Upper Band Edge Plot (LTE Band 25/2 – 10MHz QPSK – Full RB Configuration)


FCC ID: BCGA2568	 PART 24 MEASUREMENT REPORT		Approved by: Quality Manager
Test Report S/N: 1C2106080049-02.BCG	Test Dates: 6/2/2021 - 8/18/2021	EUT Type: Tablet Device	Page 88 of 214



Plot 7-137. Lower Band Edge Plot (LTE Band 25/2 – 15MHz QPSK – Full RB Configuration)

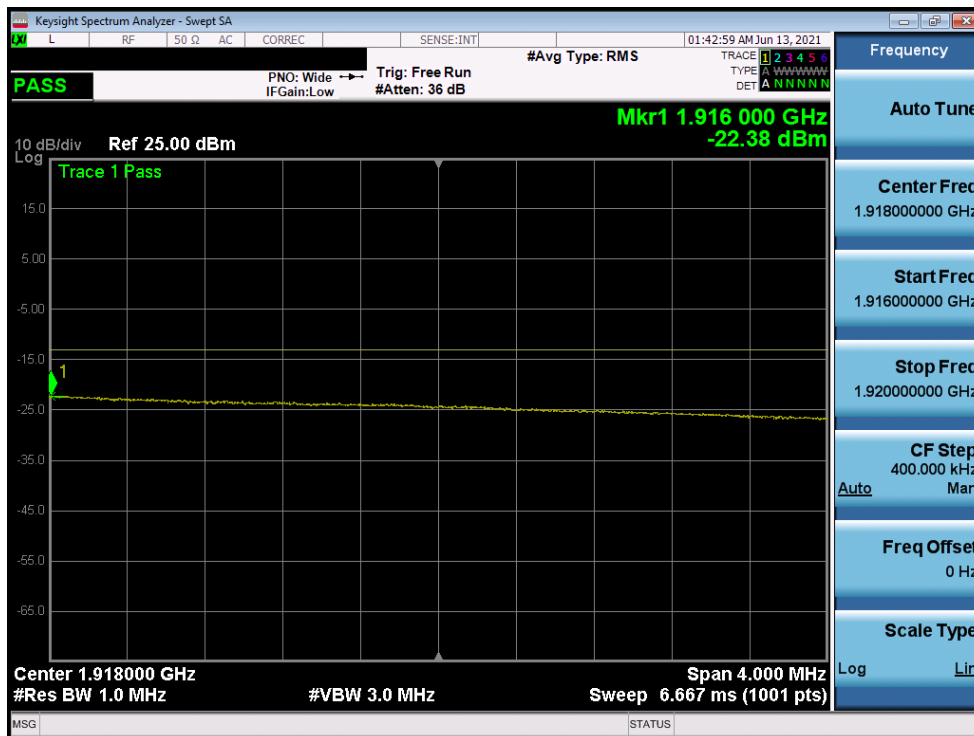


Plot 7-138. Extended Lower Band Edge Plot (LTE Band 25/2 – 15MHz QPSK – Full RB Configuration)

FCC ID: BCGA2568	 PART 24 MEASUREMENT REPORT		Approved by: Quality Manager
Test Report S/N: 1C2106080049-02.BCG	Test Dates: 6/2/2021 - 8/18/2021	EUT Type: Tablet Device	Page 89 of 214

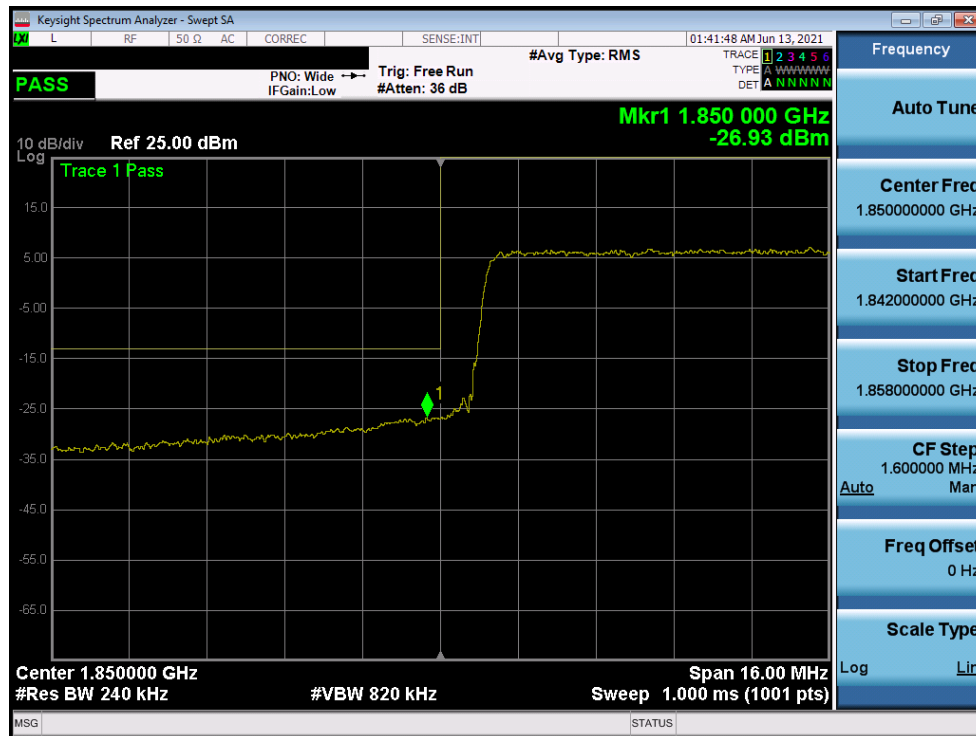


Plot 7-139. Upper Band Edge Plot (LTE Band 25/2 – 15MHz QPSK – Full RB Configuration)

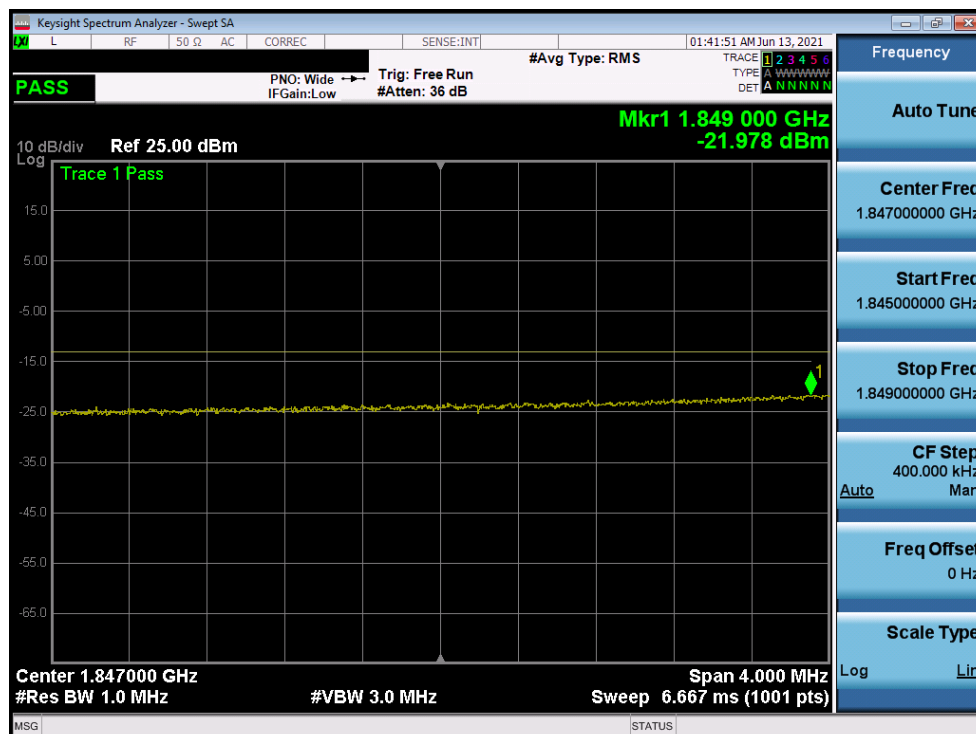


Plot 7-140. Extended Upper Band Edge Plot (LTE Band 25/2 – 15MHz QPSK – Full RB Configuration)


FCC ID: BCGA2568	PART 24 MEASUREMENT REPORT		Approved by: Quality Manager
Test Report S/N: 1C2106080049-02.BCG	Test Dates: 6/2/2021 - 8/18/2021	EUT Type: Tablet Device	Page 90 of 214



Plot 7-141. Lower Band Edge Plot (LTE Band 25/2 – 20MHz QPSK – Full RB Configuration)

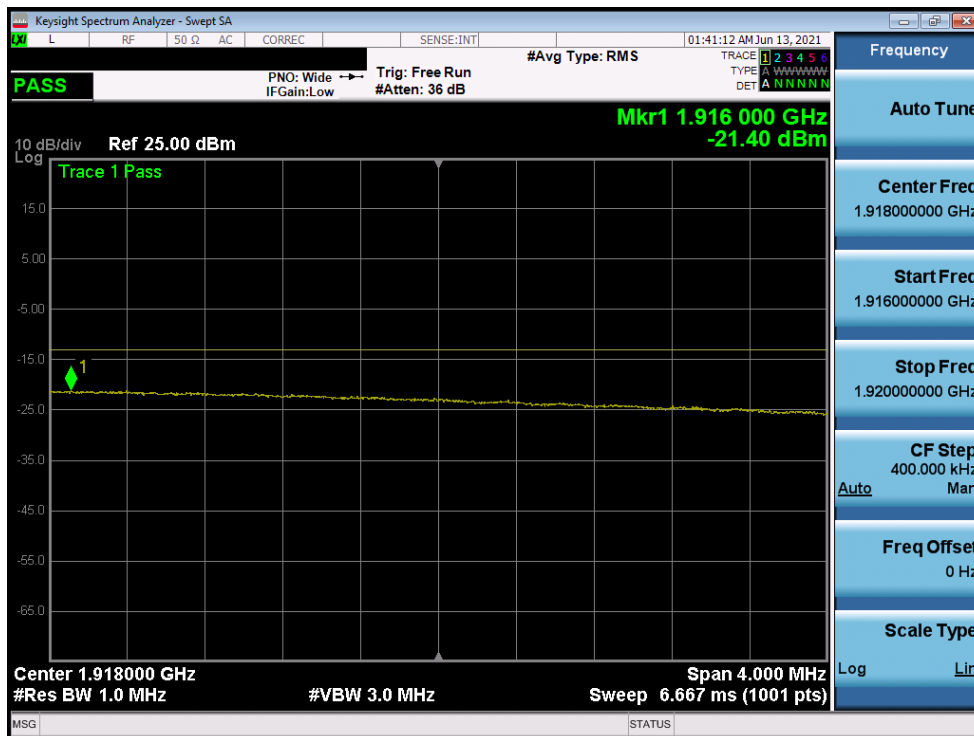


Plot 7-142. Extended Lower Band Edge Plot (LTE Band 25/2 – 20MHz QPSK – Full RB Configuration)


FCC ID: BCGA2568	 PART 24 MEASUREMENT REPORT		Approved by: Quality Manager
Test Report S/N: 1C2106080049-02.BCG	Test Dates: 6/2/2021 - 8/18/2021	EUT Type: Tablet Device	Page 91 of 214



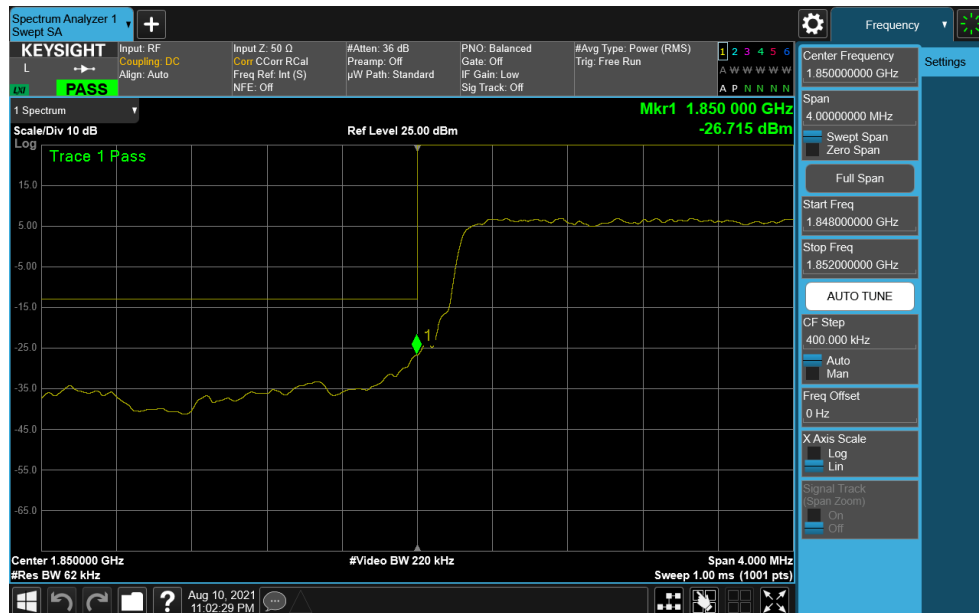
Plot 7-143. Upper Band Edge Plot (LTE Band 25/2 – 20MHz QPSK – Full RB Configuration)



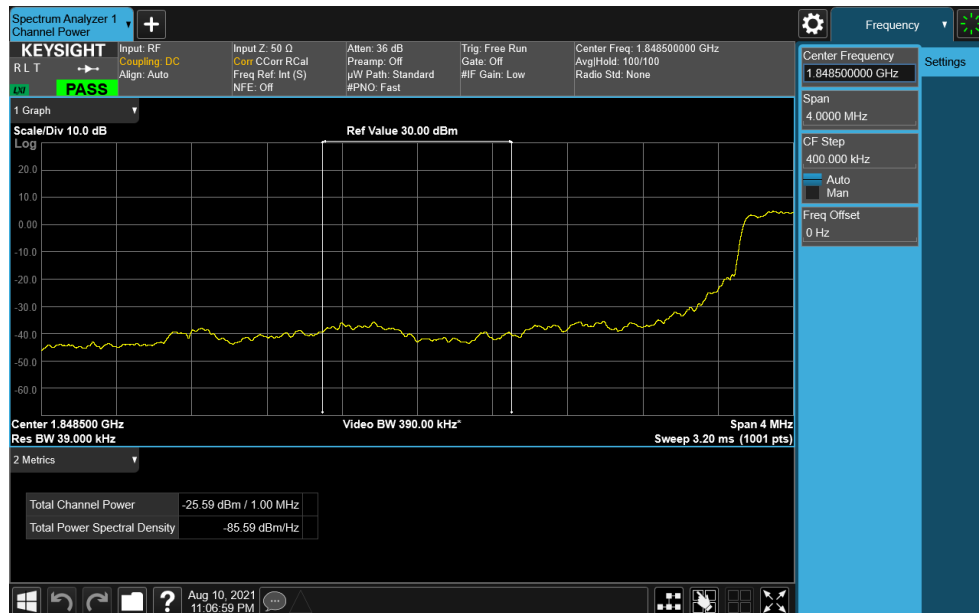
Plot 7-144. Extended Upper Band Edge Plot (LTE Band 25/2 – 20MHz QPSK – Full RB Configuration)

FCC ID: BCGA2568	 PART 24 MEASUREMENT REPORT		Approved by: Quality Manager
Test Report S/N: 1C2106080049-02.BCG	Test Dates: 6/2/2021 - 8/18/2021	EUT Type: Tablet Device	Page 92 of 214

NR Band n2

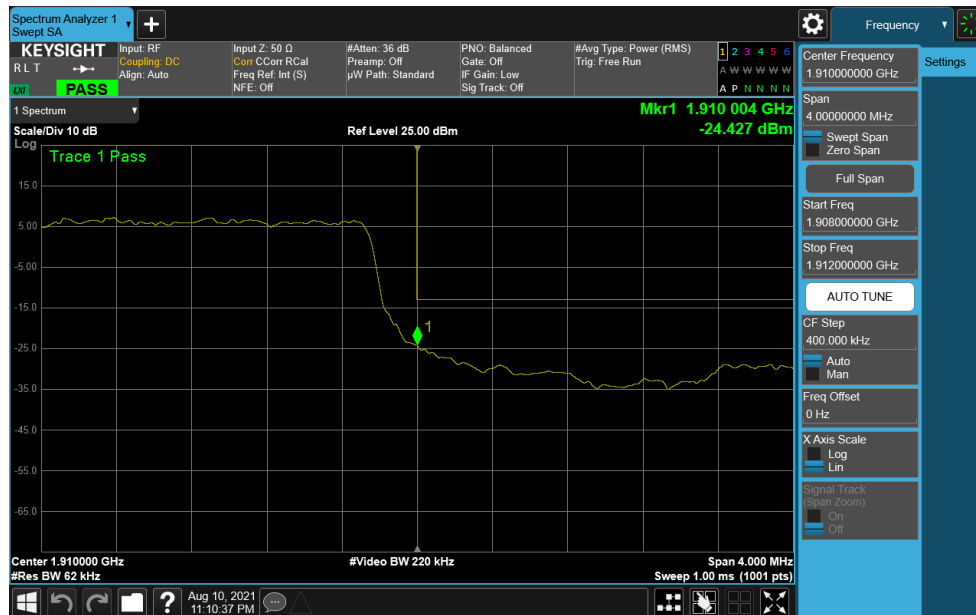


Plot 7-145. Lower Band Edge Plot (NR Band n2 – 5MHz DFT-s-OFDM $\pi/2$ BPSK – Full RB Configuration)

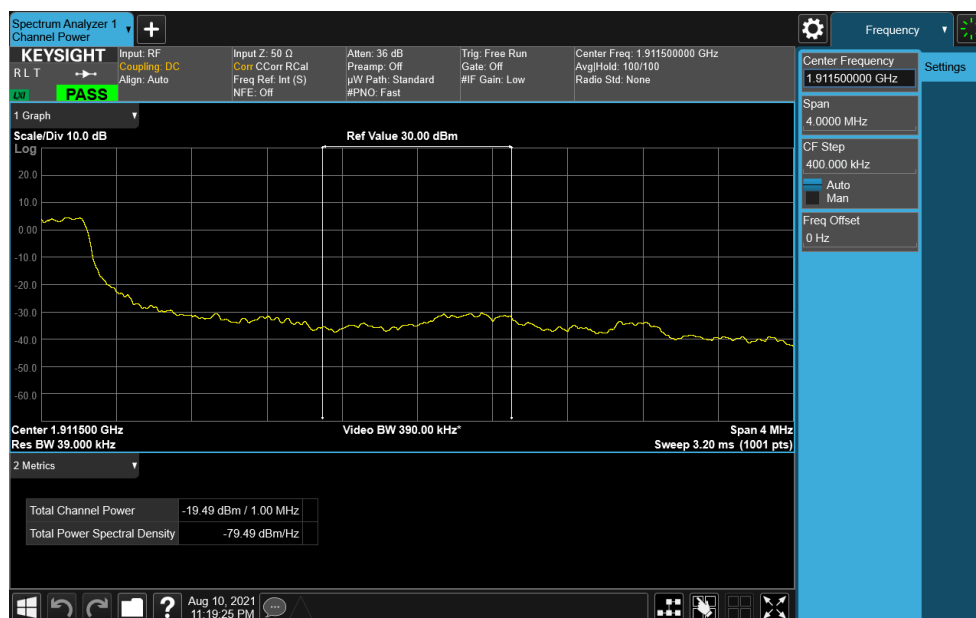


Plot 7-146. Extended Lower Band Edge Plot (NR Band n2 – 5MHz DFT-s-OFDM $\pi/2$ BPSK – Full RB Configuration)


FCC ID: BCGA2568	PART 24 MEASUREMENT REPORT		Approved by: Quality Manager
Test Report S/N: 1C2106080049-02.BCG	Test Dates: 6/2/2021 - 8/18/2021	EUT Type: Tablet Device	Page 93 of 214

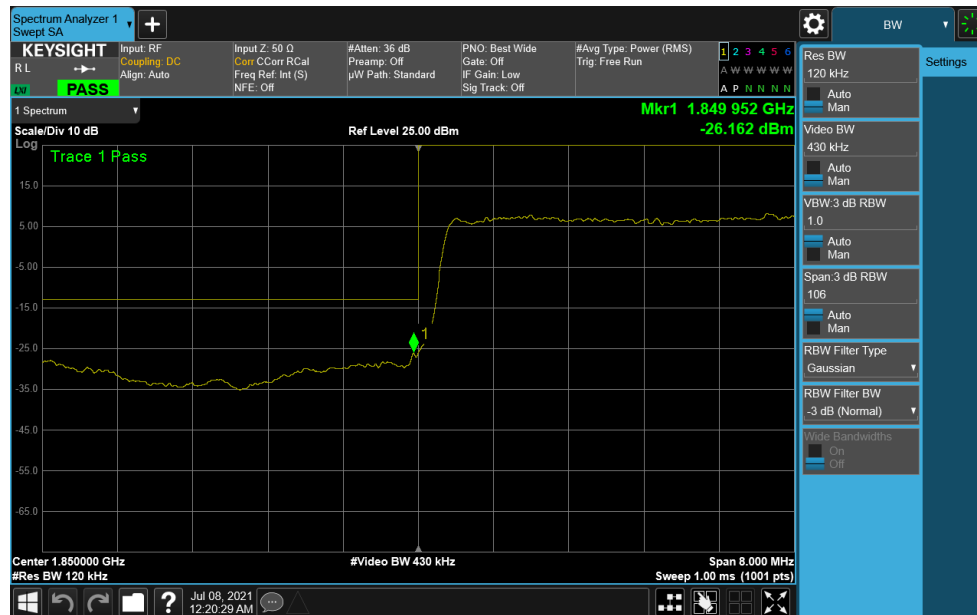


Plot 7-147. Upper Band Edge Plot (NR Band n2 – 5MHz QPSK DFT-s-OFDM $\pi/2$ BPSK – Full RB Configuration)

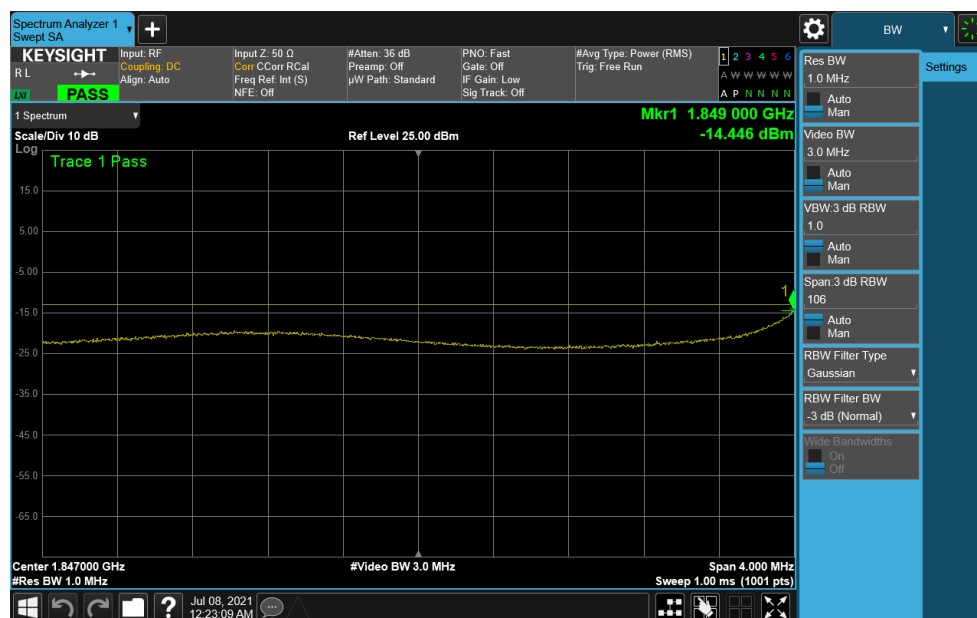


Plot 7-148. Extended Upper Band Edge Plot (NR Band n2 – 5MHz DFT-s-OFDM $\pi/2$ BPSK – Full RB Configuration)


FCC ID: BCGA2568	 PART 24 MEASUREMENT REPORT		Approved by: Quality Manager
Test Report S/N: 1C2106080049-02.BCG	Test Dates: 6/2/2021 - 8/18/2021	EUT Type: Tablet Device	Page 94 of 214

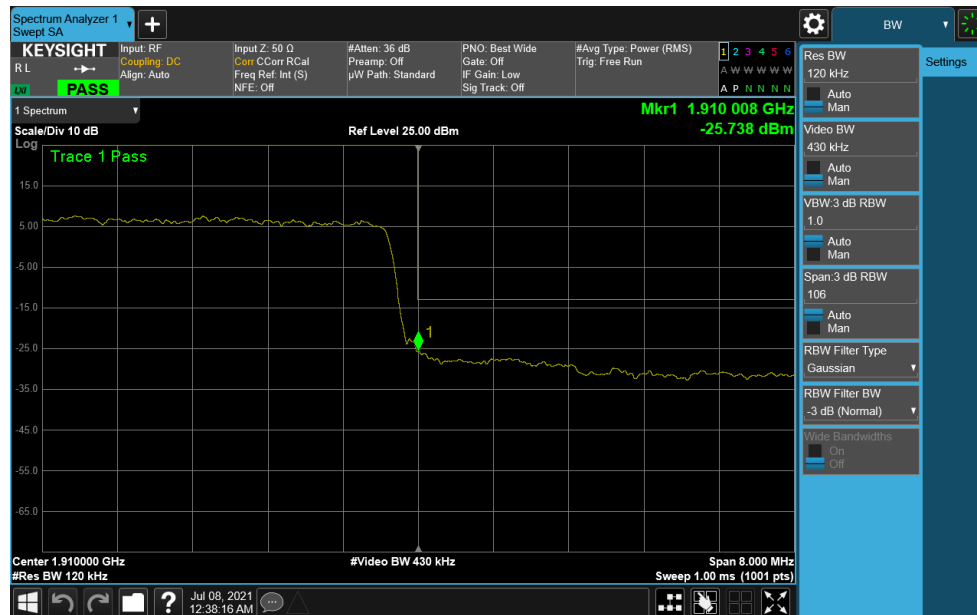


Plot 7-149. Lower Band Edge Plot (NR Band n2 – 10MHz DFT-s-OFDM $\pi/2$ BPSK – Full RB Configuration)

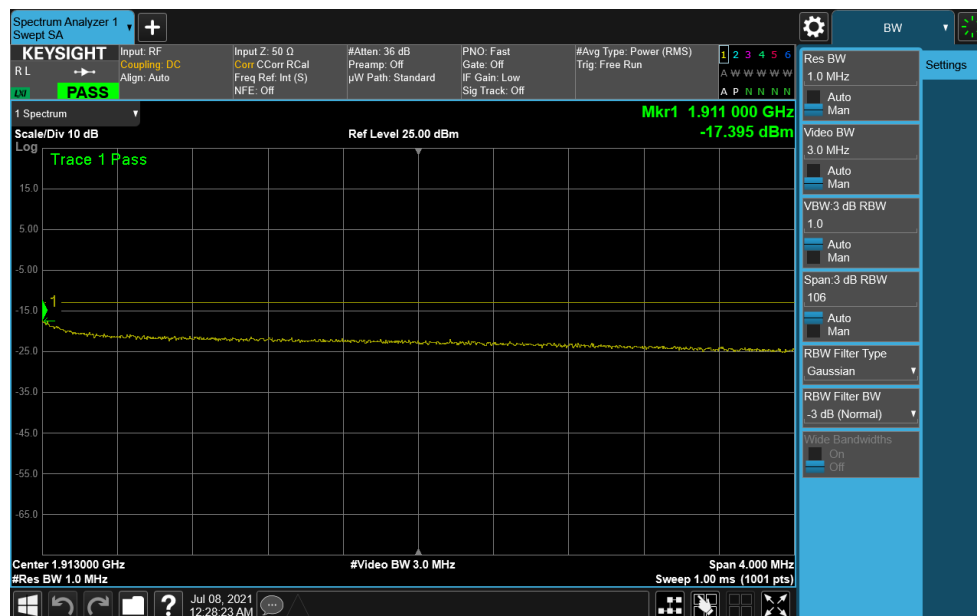


Plot 7-150. Extended Lower Band Edge Plot (NR Band n2 – 10MHz DFT-s-OFDM $\pi/2$ BPSK – Full RB Configuration)


FCC ID: BCGA2568	 PART 24 MEASUREMENT REPORT		Approved by: Quality Manager
Test Report S/N: 1C2106080049-02.BCG	Test Dates: 6/2/2021 - 8/18/2021	EUT Type: Tablet Device	Page 95 of 214

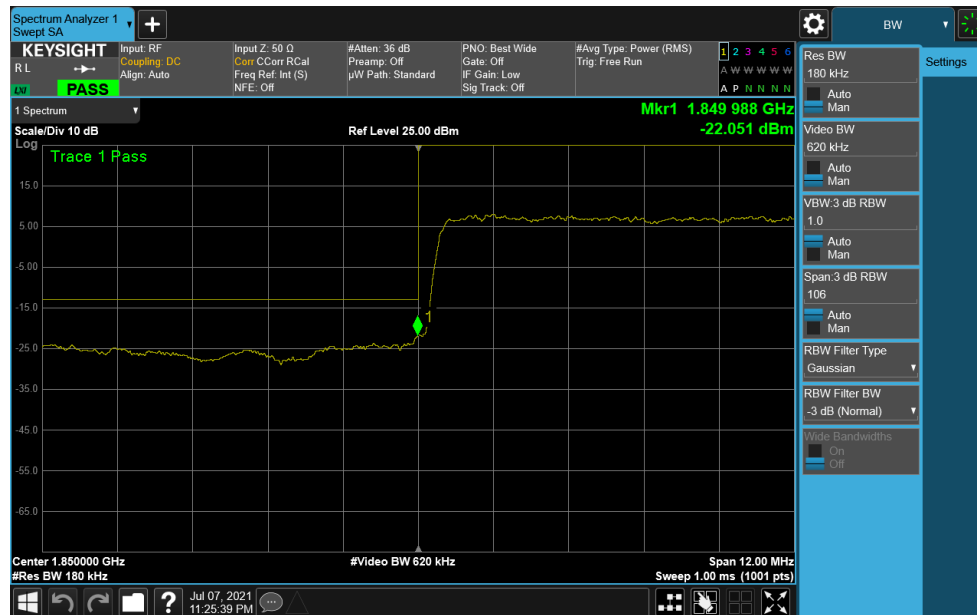


Plot 7-151. Upper Band Edge Plot (NR Band n2 – 10MHz DFT-s-OFDM QPSK – Full RB Configuration)

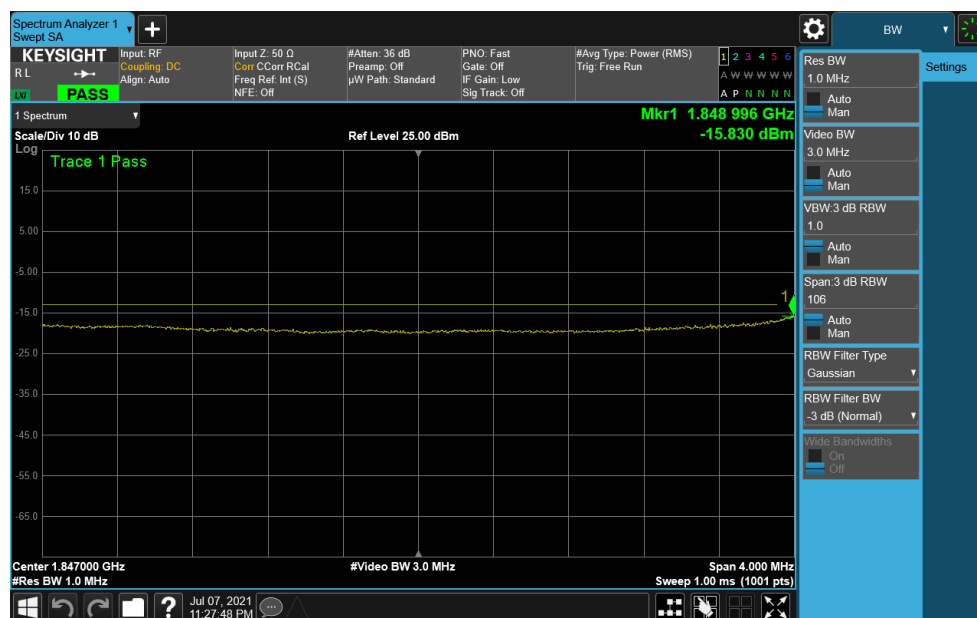


Plot 7-152. Extended Upper Band Edge Plot (NR Band n2 – 10MHz DFT-s-OFDM QPSK – Full RB Configuration)


FCC ID: BCGA2568	 PART 24 MEASUREMENT REPORT		Approved by: Quality Manager
Test Report S/N: 1C2106080049-02.BCG	Test Dates: 6/2/2021 - 8/18/2021	EUT Type: Tablet Device	Page 96 of 214

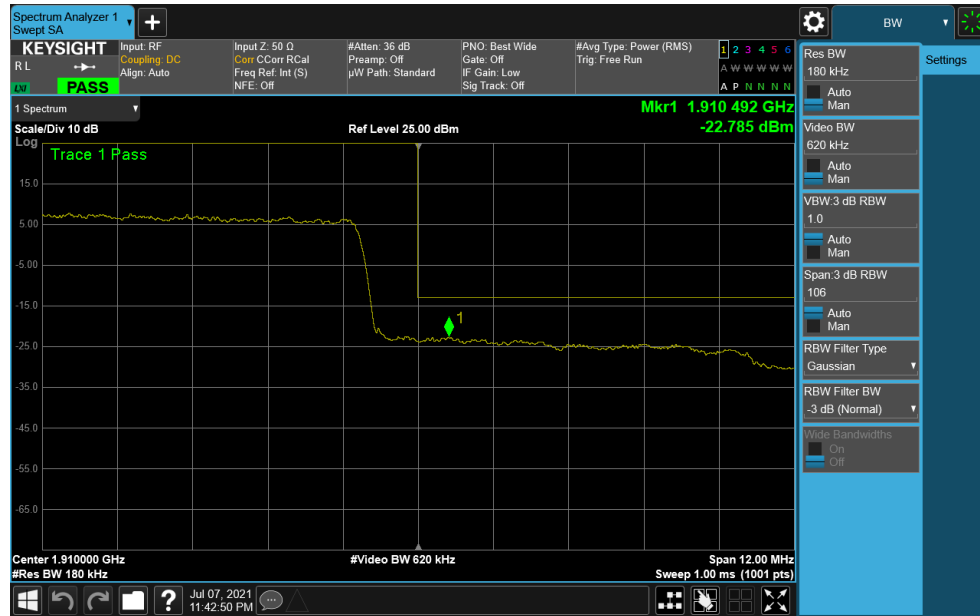


Plot 7-153. Lower Band Edge Plot (NR Band n2 – 15MHz DFT-s-OFDM $\pi/2$ BPSK – Full RB Configuration)

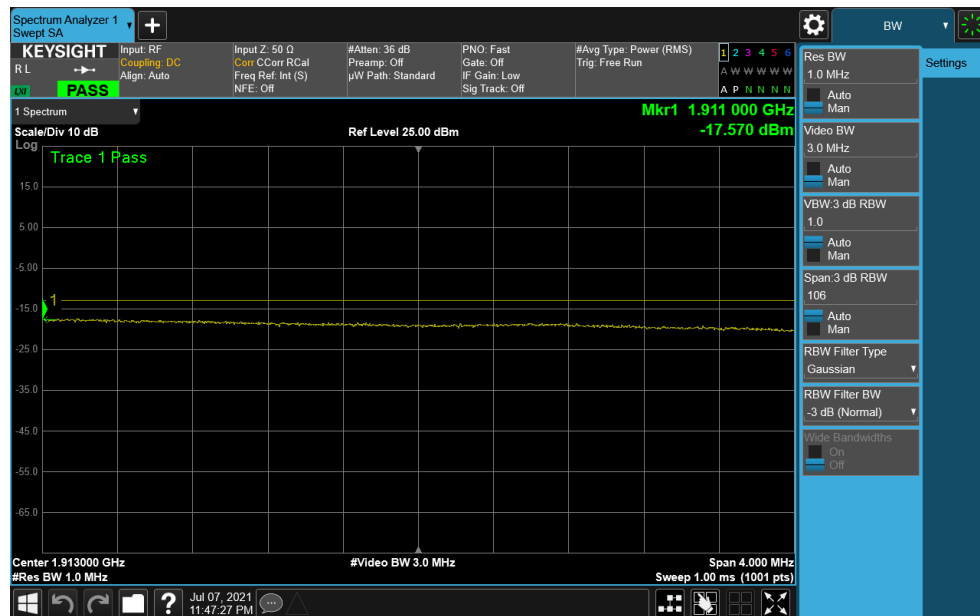


Plot 7-154. Extended Lower Band Edge Plot (NR Band n2 – 15MHz DFT-s-OFDM $\pi/2$ BPSK – Full RB Configuration)


FCC ID: BCGA2568	 PART 24 MEASUREMENT REPORT		Approved by: Quality Manager
Test Report S/N: 1C2106080049-02.BCG	Test Dates: 6/2/2021 - 8/18/2021	EUT Type: Tablet Device	Page 97 of 214

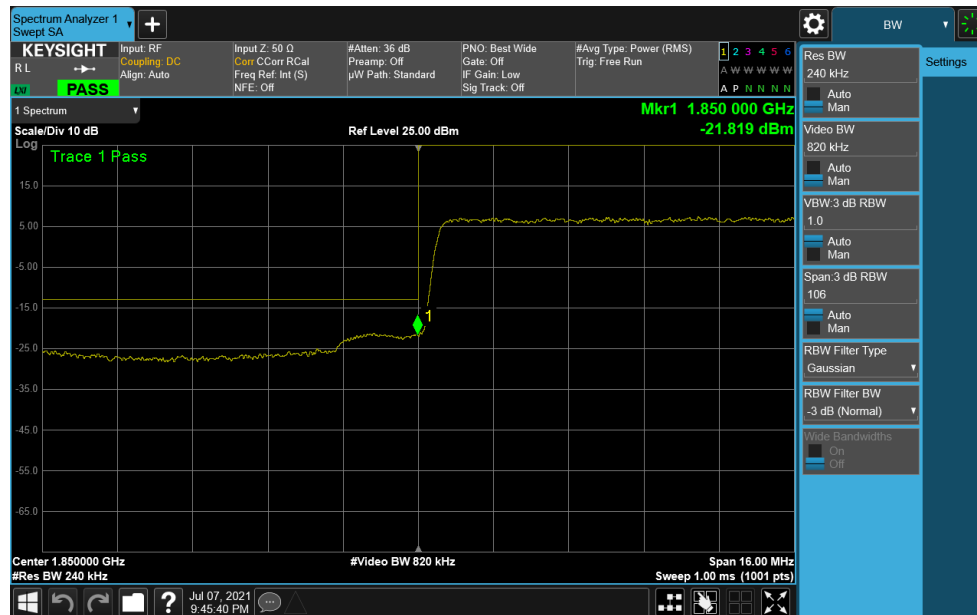


Plot 7-155. Upper Band Edge Plot (NR Band n2 – 15MHz DFT-s-OFDM QPSK – Full RB Configuration)

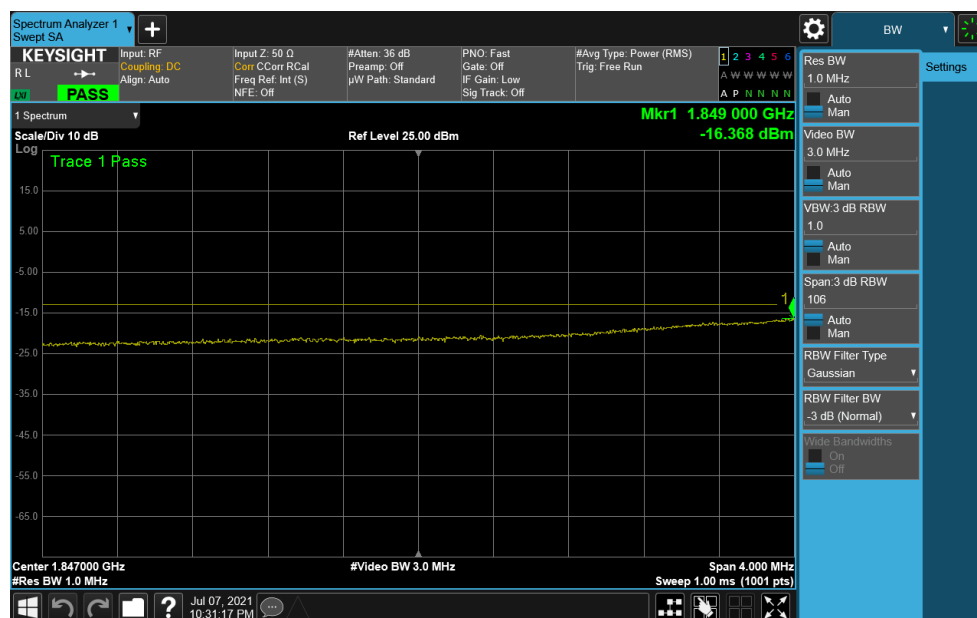


Plot 7-156. Extended Upper Band Edge Plot (NR Band n2 – 15MHz DFT-s-OFDM QPSK – Full RB Configuration)


FCC ID: BCGA2568	 PART 24 MEASUREMENT REPORT		Approved by: Quality Manager
Test Report S/N: 1C2106080049-02.BCG	Test Dates: 6/2/2021 - 8/18/2021	EUT Type: Tablet Device	Page 98 of 214

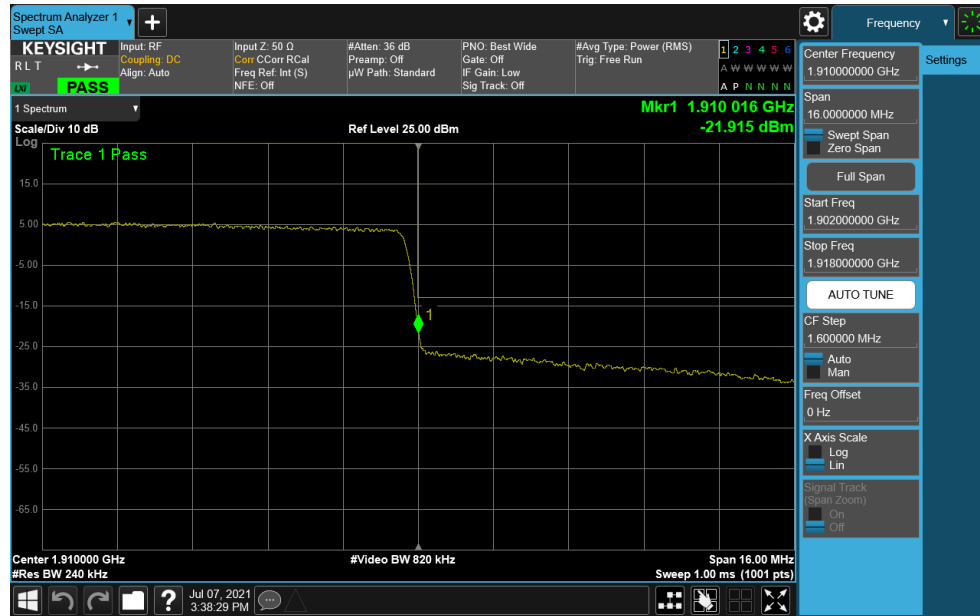


Plot 7-157. Lower Band Edge Plot (NR Band n2 – 20MHz DFT-s-OFDM $\pi/2$ BPSK – Full RB Configuration)

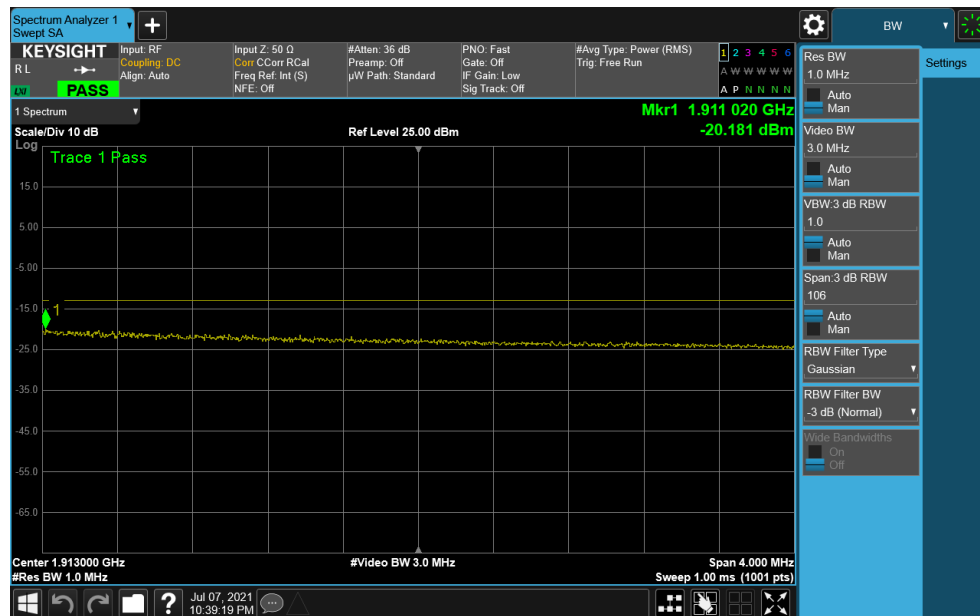


Plot 7-158. Extended Lower Band Edge Plot (NR Band n2 – 20MHz DFT-s-OFDM $\pi/2$ BPSK – Full RB Configuration)


FCC ID: BCGA2568	 PART 24 MEASUREMENT REPORT		Approved by: Quality Manager
Test Report S/N: 1C2106080049-02.BCG	Test Dates: 6/2/2021 - 8/18/2021	EUT Type: Tablet Device	Page 99 of 214



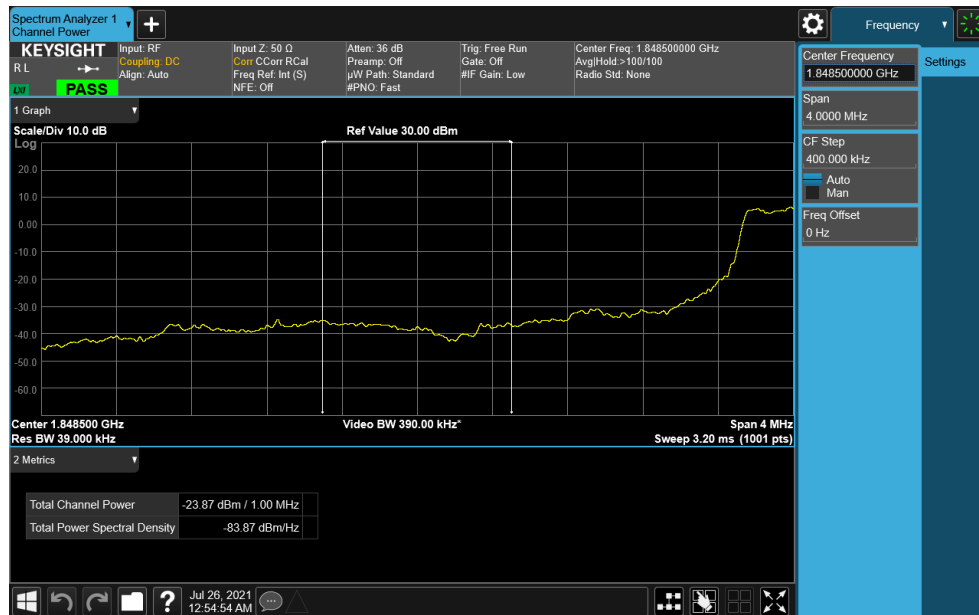
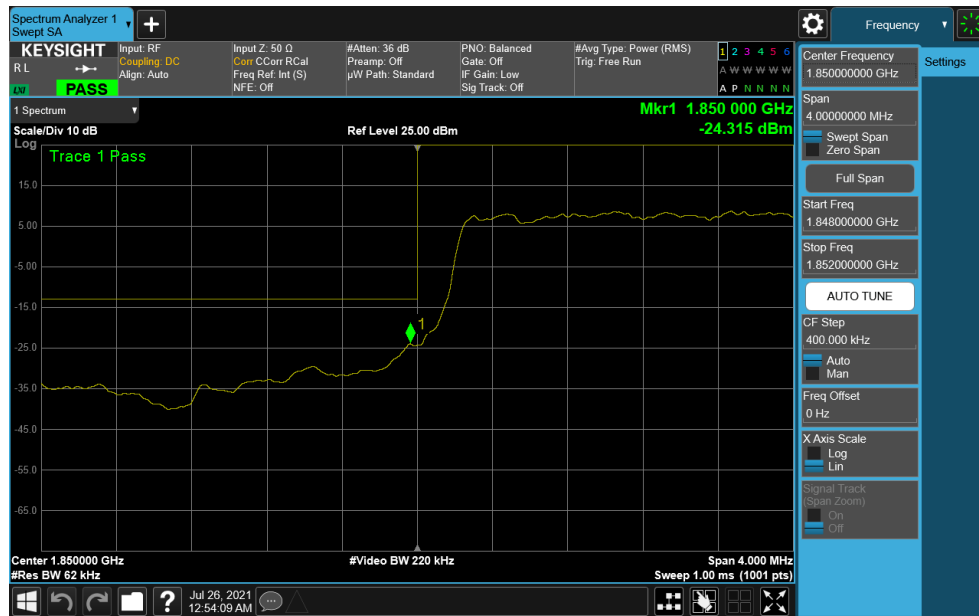
Plot 7-159. Upper Band Edge Plot (NR Band n2 – 20MHz CP-OFDM QPSK– Full RB Configuration)




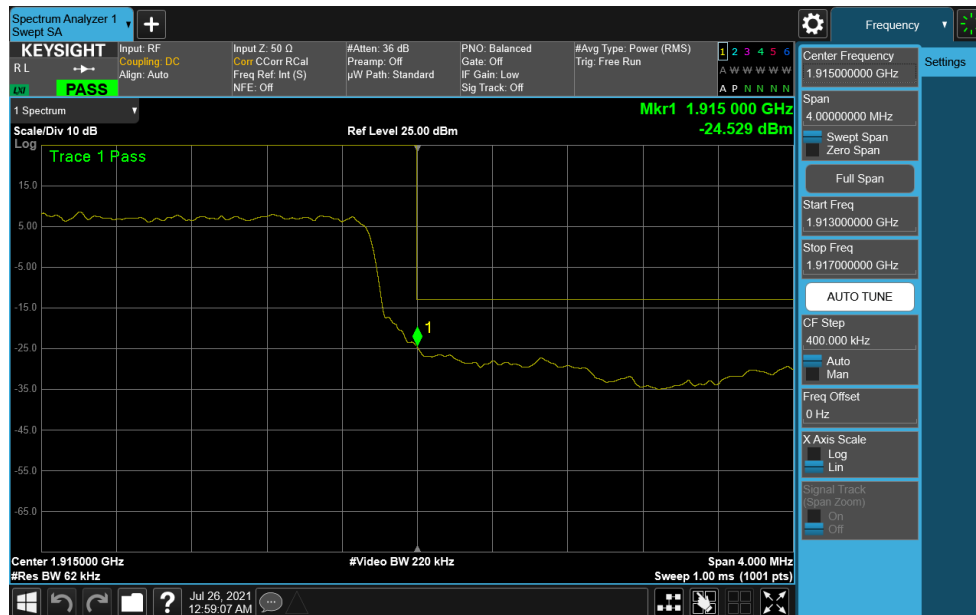
Plot 7-160. Extended Upper Band Edge Plot (NR Band n2 – 20MHz CP-OFDM QPSK – Full RB Configuration)

FCC ID: BCGA2568	 PART 24 MEASUREMENT REPORT		Approved by: Quality Manager
Test Report S/N: 1C2106080049-02.BCG	Test Dates: 6/2/2021 - 8/18/2021	EUT Type: Tablet Device	Page 100 of 214

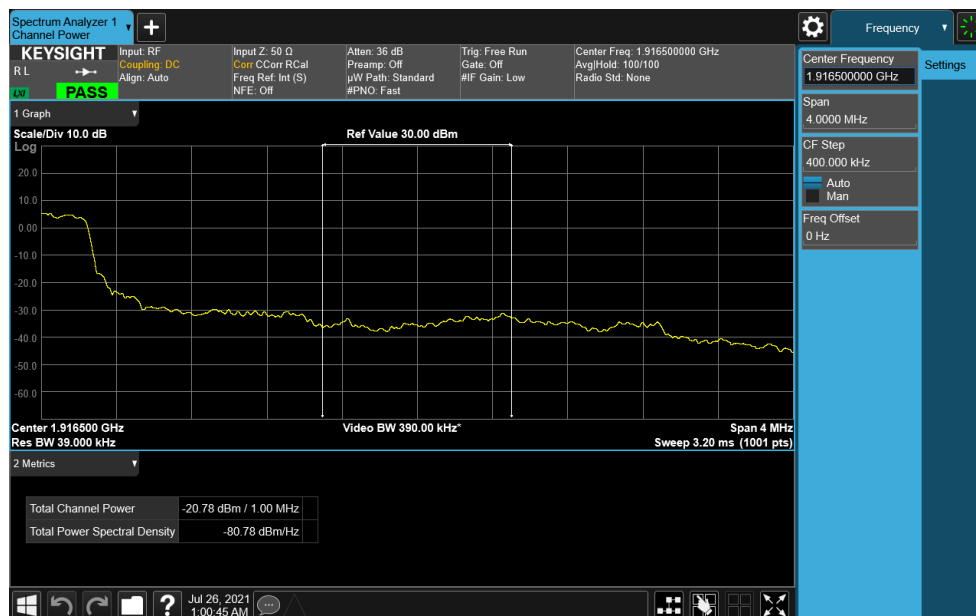
NR Band n25




FCC ID: BCGA2568	 PART 24 MEASUREMENT REPORT		Approved by: Quality Manager
Test Report S/N: 1C2106080049-02.BCG	Test Dates: 6/2/2021 - 8/18/2021	EUT Type: Tablet Device	Page 101 of 214

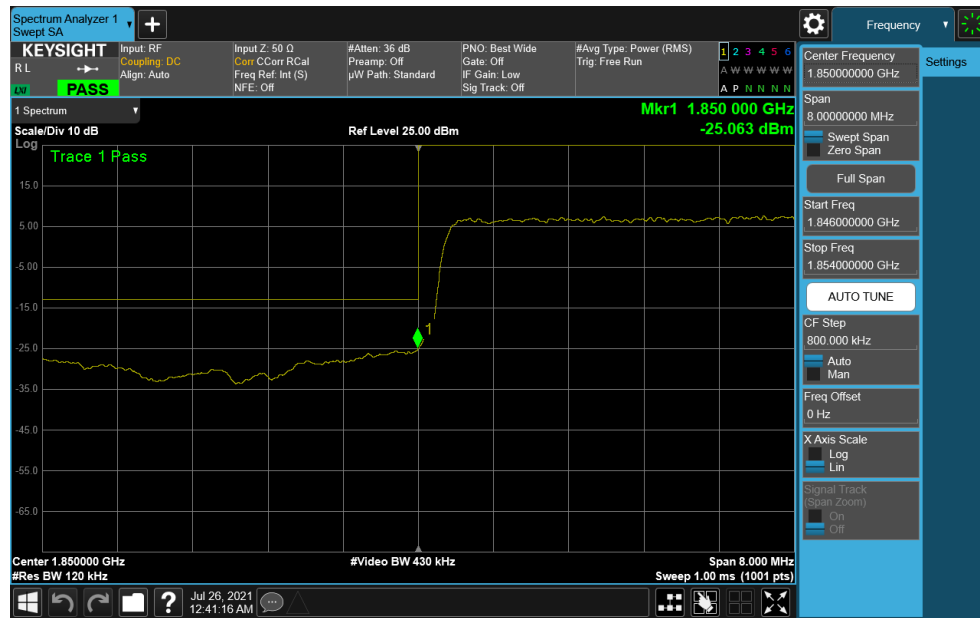


Plot 7-163. Upper Band Edge Plot (NR Band n25 – 5MHz DFT-s-OFDM $\pi/2$ BPSK – Full RB Configuration)

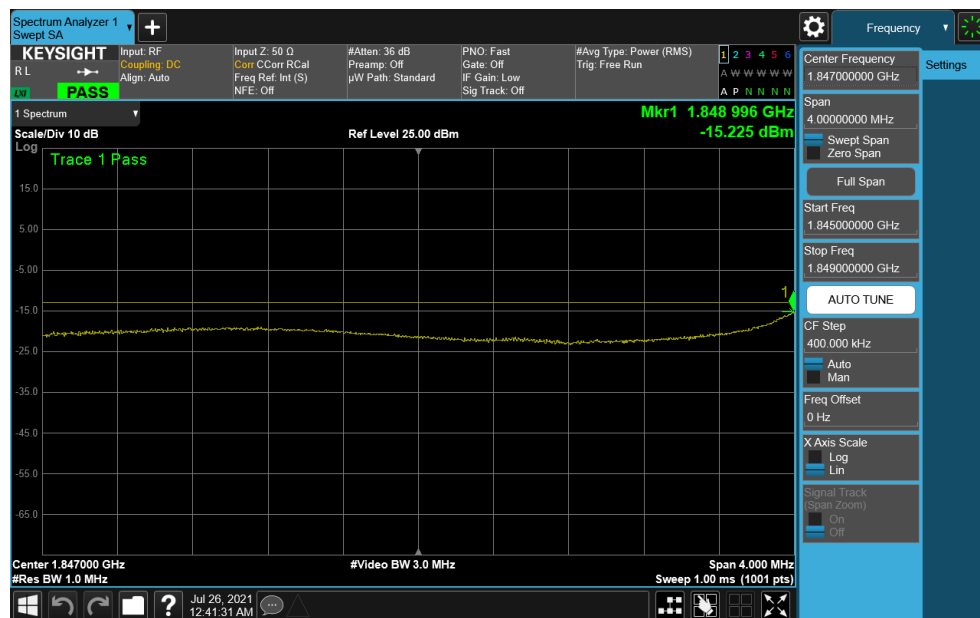


Plot 7-164. Extended Upper Band Edge Plot (NR Band n25 – 5MHz DFT-s-OFDM $\pi/2$ BPSK – Full RB Configuration)


FCC ID: BCGA2568	 PART 24 MEASUREMENT REPORT		Approved by: Quality Manager
Test Report S/N: 1C2106080049-02.BCG	Test Dates: 6/2/2021 - 8/18/2021	EUT Type: Tablet Device	Page 102 of 214

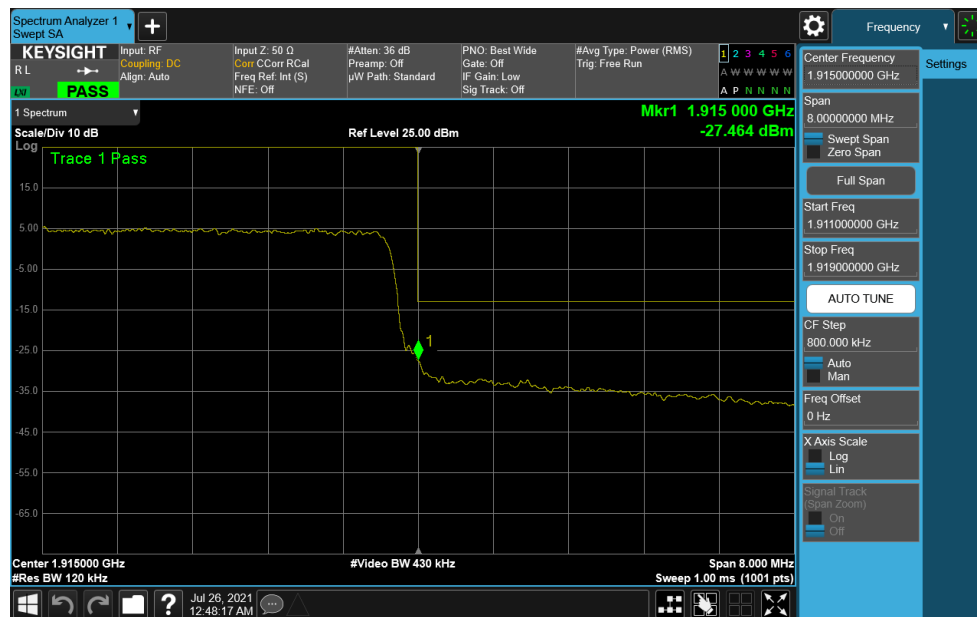


Plot 7-165. Lower Band Edge Plot (NR Band n25 – 10MHz DFT-s-OFDM $\pi/2$ BPSK – Full RB Configuration)

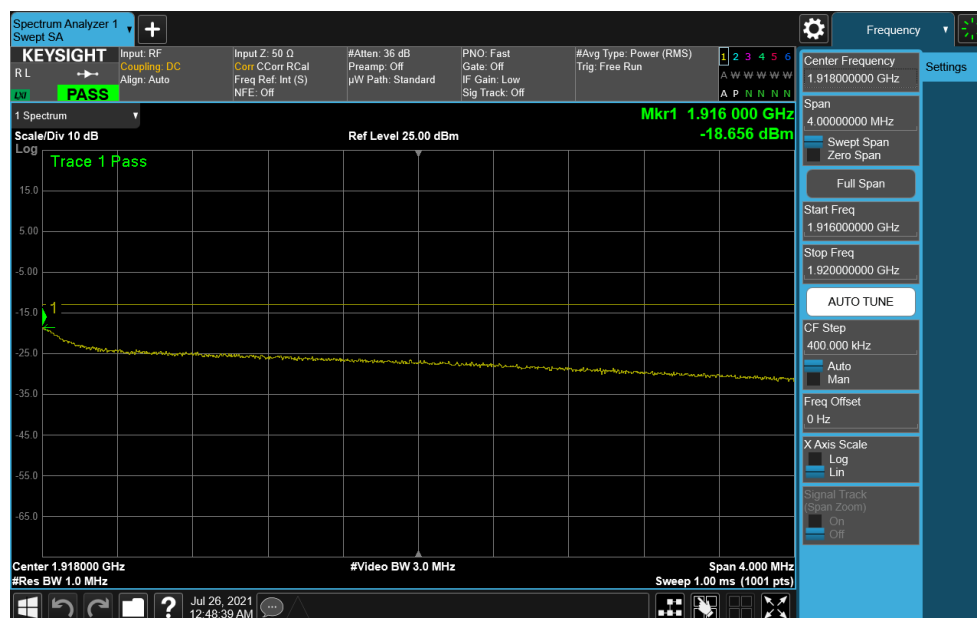


Plot 7-166. Extended Lower Band Edge Plot (NR Band n25 – 10MHz DFT-s-OFDM $\pi/2$ BPSK – Full RB Configuration)


FCC ID: BCGA2568	 PART 24 MEASUREMENT REPORT		Approved by: Quality Manager
Test Report S/N: 1C2106080049-02.BCG	Test Dates: 6/2/2021 - 8/18/2021	EUT Type: Tablet Device	Page 103 of 214

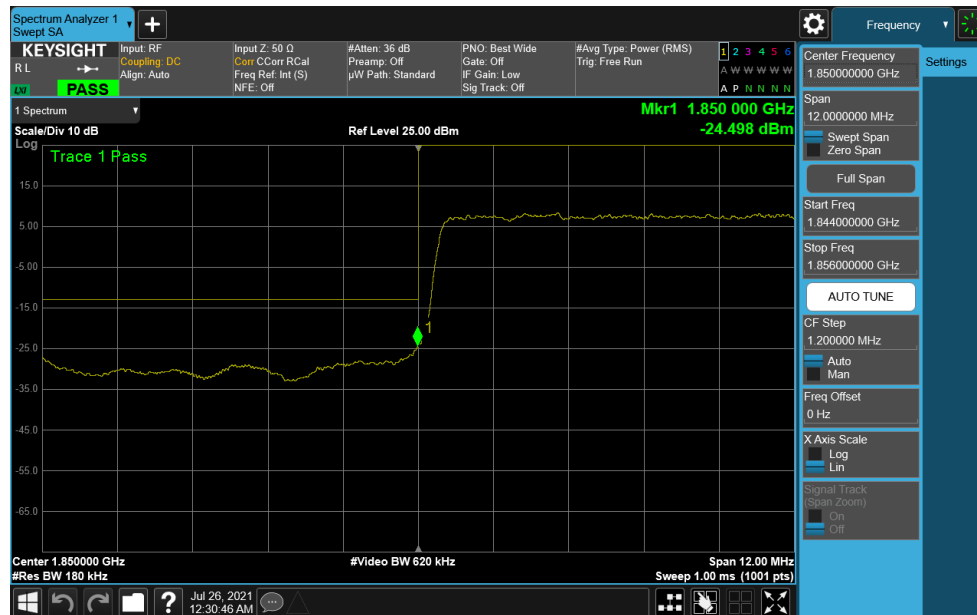


Plot 7-167. Upper Band Edge Plot (NR Band n25 – 10MHz CP-OFDM QPSK – Full RB Configuration)

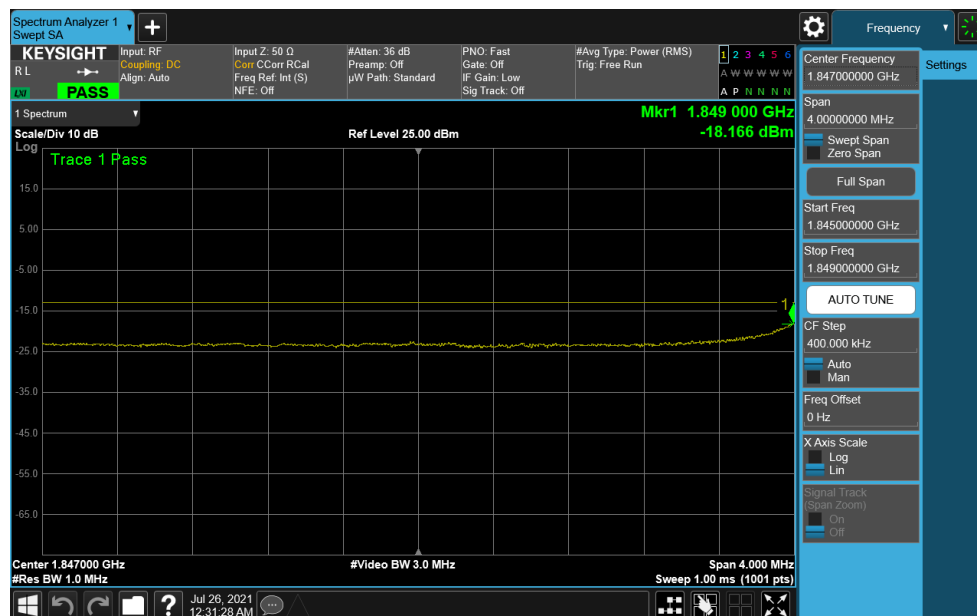


Plot 7-168. Extended Upper Band Edge Plot (NR Band n25 – 10MHz CP-OFDM QPSK – Full RB Configuration)


FCC ID: BCGA2568	 PART 24 MEASUREMENT REPORT		Approved by: Quality Manager
Test Report S/N: 1C2106080049-02.BCG	Test Dates: 6/2/2021 - 8/18/2021	EUT Type: Tablet Device	Page 104 of 214



Plot 7-169. Lower Band Edge Plot (NR Band n25 – 15MHz DFT-s-OFDM $\pi/2$ BPSK – Full RB Configuration)



Plot 7-170. Extended Lower Band Edge Plot (NR Band n25 – 15MHz DFT-s-OFDM $\pi/2$ BPSK – Full RB Configuration)

FCC ID: BCGA2568	 PART 24 MEASUREMENT REPORT		Approved by: Quality Manager
Test Report S/N: 1C2106080049-02.BCG	Test Dates: 6/2/2021 - 8/18/2021	EUT Type: Tablet Device	Page 105 of 214