
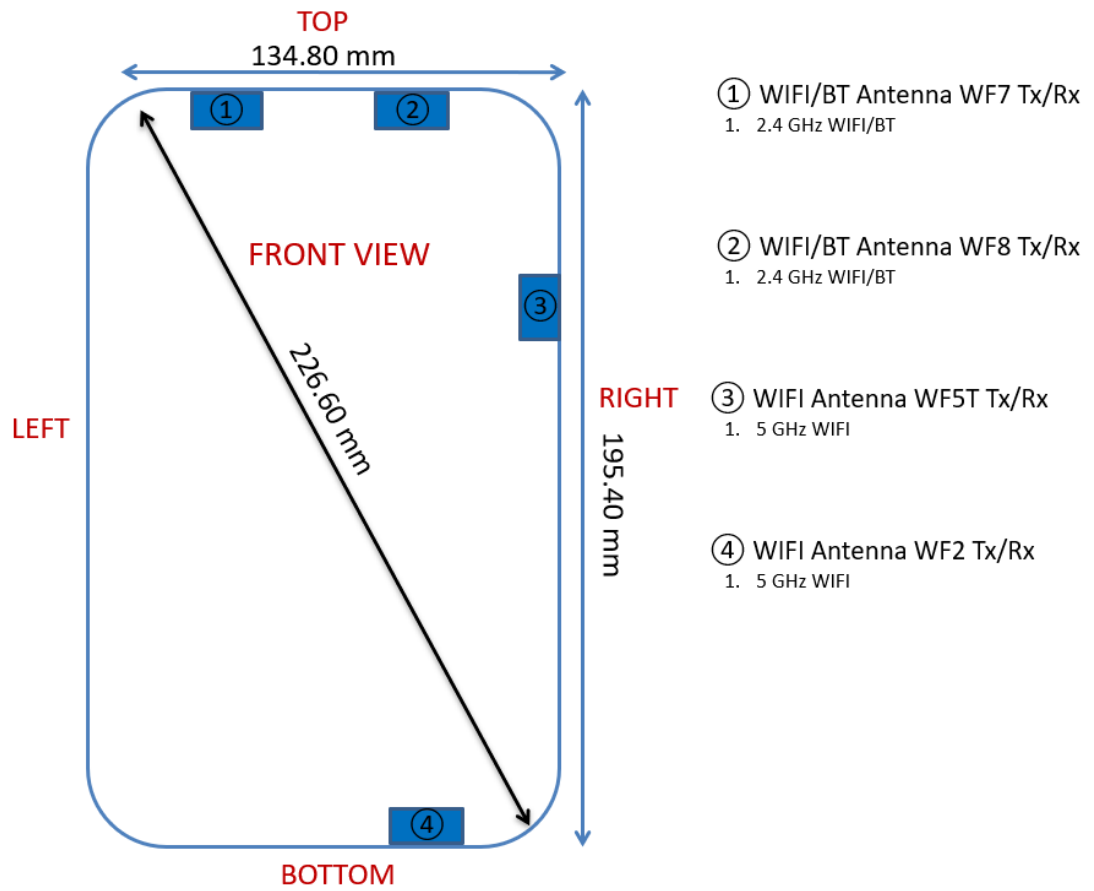



## APPENDIX E: DUT ANTENNA DIAGRAM & SAR TEST SETUP PHOTOGRAPHS

<b>FCC ID:</b> BCGA2567	 <b>PCTEST</b> <small>Proud to be part of element</small>	<b>SAR EVALUATION REPORT</b>	<b>Approved by:</b> Quality Manager
<b>Test Dates:</b> 06/13/2021 – 08/02/2021	<b>DUT Type:</b> Tablet Device		APPENDIX E: Page 1 of 5



Note: Exact antenna dimensions and separation distances are shown in the Technical Descriptions in the FCC Filing.

**Figure E-1**  
**DUT Antenna Locations**


FCC ID: BCGA2567	 <b>SAR EVALUATION REPORT</b>	Approved by: Quality Manager
Test Dates: 06/13/2021 – 08/02/2021	DUT Type: Tablet Device	APPENDIX E: Page 2 of 5

**SAR Test Setup Photo 1: Body, Back Side, Ant WF7/WF8/WF5T at 0.0 cm**




**SAR Test Setup Photo 2: Body, Back Side, Ant WF2 at 0.0 cm**





FCC ID: BCGA2567	 <b>PCTEST</b> <small>Proud to be part of element</small>	<b>SAR EVALUATION REPORT</b>	Approved by: Quality Manager
Test Dates: 06/13/2021 – 08/02/2021	DUT Type: Tablet Device		APPENDIX E: Page 3 of 5

**SAR Test Setup Photo 3: Body, Top Edge, at 0.0 cm**



**SAR Test Setup Photo 4: Body, Bottom Edge, at 0.0 cm**




FCC ID: BCGA2567	 <b>PCTEST</b> <small>Proud to be part of element</small>	<b>SAR EVALUATION REPORT</b>	Approved by: Quality Manager
Test Dates: 06/13/2021 – 08/02/2021	DUT Type: Tablet Device		APPENDIX E: Page 4 of 5

**SAR Test Setup Photo 5: Body, Right Edge, at 0.0 cm**



**SAR Test Setup Photo 6: Body, Left Edge, at 0.0 cm**



FCC ID: BCGA2567	 <b>PCTEST</b> <small>Proud to be part of element</small>	<b>SAR EVALUATION REPORT</b>	Approved by: Quality Manager
Test Dates: 06/13/2021 – 08/02/2021	DUT Type: Tablet Device		APPENDIX E: Page 5 of 5