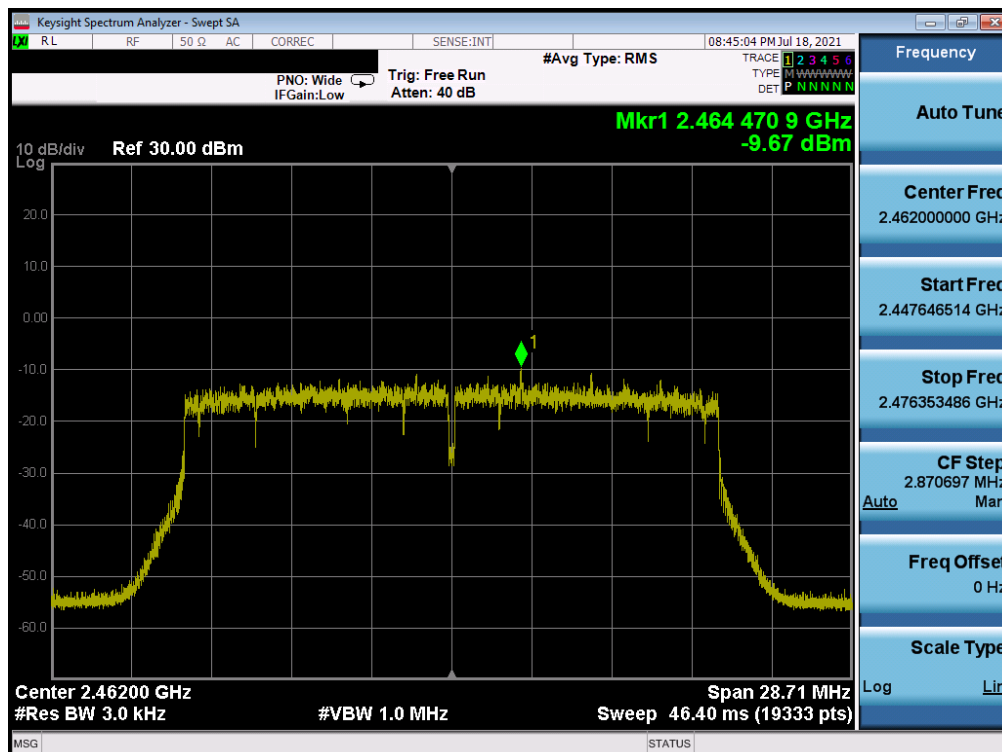


Plot 7-89. Power Spectral Density Plot Antenna WF8 (802.11ax (SU - 2.4GHz) – Ch. 6) – MCS5



Plot 7-90. Power Spectral Density Plot Antenna WF8 (802.11ax (SU - 2.4GHz) – Ch. 11) – MCS5

FCC ID: BCGA2567 IC: 579C-A2567	PCTEST Proud to be part of element	MEASUREMENT REPORT (CERTIFICATION)	Approved by: Quality Manager
Test Report S/N: 1C2106080048-01-R1.BCG	Test Dates: 6/2/2021 - 8/11/2021	EUT Type: Tablet Device	Page 84 of 429

Antenna WF7 Power Spectral Density Measurements

Frequency [MHz]	Channel No.	802.11 Mode	Data Rate [Mbps]	Measured Power Spectral Density [dBm / 3kHz]	Maximum Permissible Power Density [dBm / 3kHz]	Margin [dB]	Pass / Fail
2412	1	g	12	-8.65	8.00	-16.65	Pass
2437	6	g	12	-2.19	8.00	-10.19	Pass
2462	11	g	12	-9.27	8.00	-17.27	Pass
2412	1	n	19.5/21.7 (MCS2)	-9.23	8.00	-17.23	Pass
2437	6	n	19.5/21.7 (MCS2)	-2.11	8.00	-10.11	Pass
2462	11	n	19.5/21.7 (MCS2)	-8.63	8.00	-16.63	Pass
2412	1	ax (SU)	24/25.8 (MCS2)	-11.10	8.00	-19.10	Pass
2437	6	ax (SU)	24/25.8 (MCS2)	-5.17	8.00	-13.17	Pass
2462	11	ax (SU)	24/25.8 (MCS2)	-12.15	8.00	-20.15	Pass

Table 7-41. Conducted Power Density Measurements Antenna WF7 (Low Data Rate)

Frequency [MHz]	Channel No.	802.11 Mode	Data Rate [Mbps]	Measured Power Spectral Density [dBm / 3kHz]	Maximum Permissible Power Density [dBm / 3kHz]	Margin [dB]	Pass / Fail
2412	1	g	24	-10.02	8.00	-18.02	Pass
2437	6	g	24	-2.05	8.00	-10.05	Pass
2462	11	g	24	-9.76	8.00	-17.76	Pass
2412	1	n	39/43.3 (MCS4)	-9.43	8.00	-17.43	Pass
2437	6	n	39/43.3 (MCS4)	-2.45	8.00	-10.45	Pass
2462	11	n	39/43.3 (MCS4)	-7.91	8.00	-15.91	Pass
2412	1	ax (SU)	49/51.6 (MCS4)	-10.41	8.00	-18.41	Pass
2437	6	ax (SU)	49/51.6 (MCS4)	-4.03	8.00	-12.03	Pass
2462	11	ax (SU)	49/51.6 (MCS4)	-11.64	8.00	-19.64	Pass

Table 7-42. Conducted Power Density Measurements Antenna WF7 (Mid Data Rate)

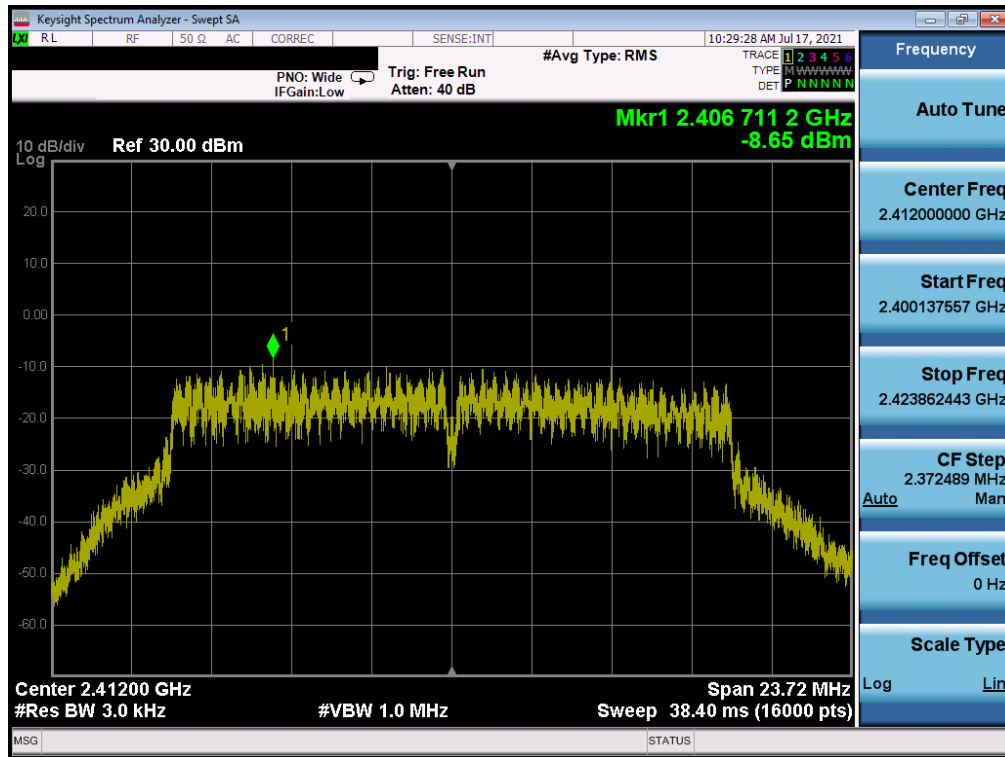
FCC ID: BCGA2567 IC: 579C-A2567	 PCTEST Proud to be part of element	MEASUREMENT REPORT (CERTIFICATION)	Approved by: Quality Manager
Test Report S/N: 1C2106080048-01-R1.BCG	Test Dates: 6/2/2021 - 8/11/2021	EUT Type: Tablet Device	Page 85 of 429

Frequency [MHz]	Channel No.	802.11 Mode	Data Rate [Mbps]	Measured Power Spectral Density [dBm / 3kHz]	Maximum Permissible Power Density [dBm / 3kHz]	Margin [dB]	Pass / Fail
2412	1	b	11	-2.52	8.00	-10.52	Pass
2437	6	b	11	1.85	8.00	-6.15	Pass
2462	11	b	11	-0.27	8.00	-8.27	Pass
2412	1	g	36	-9.05	8.00	-17.05	Pass
2437	6	g	36	-3.12	8.00	-11.12	Pass
2462	11	g	36	-9.94	8.00	-17.94	Pass
2412	1	n	52/57.8 (MCS5)	-8.40	8.00	-16.40	Pass
2437	6	n	52/57.8 (MCS5)	-3.13	8.00	-11.13	Pass
2462	11	n	52/57.8 (MCS5)	-8.53	8.00	-16.53	Pass
2412	1	ax (SU)	65/68.8 (MCS5)	-10.19	8.00	-18.19	Pass
2437	6	ax (SU)	65/68.8 (MCS5)	-3.96	8.00	-11.96	Pass
2462	11	ax (SU)	65/68.8 (MCS5)	-10.15	8.00	-18.15	Pass

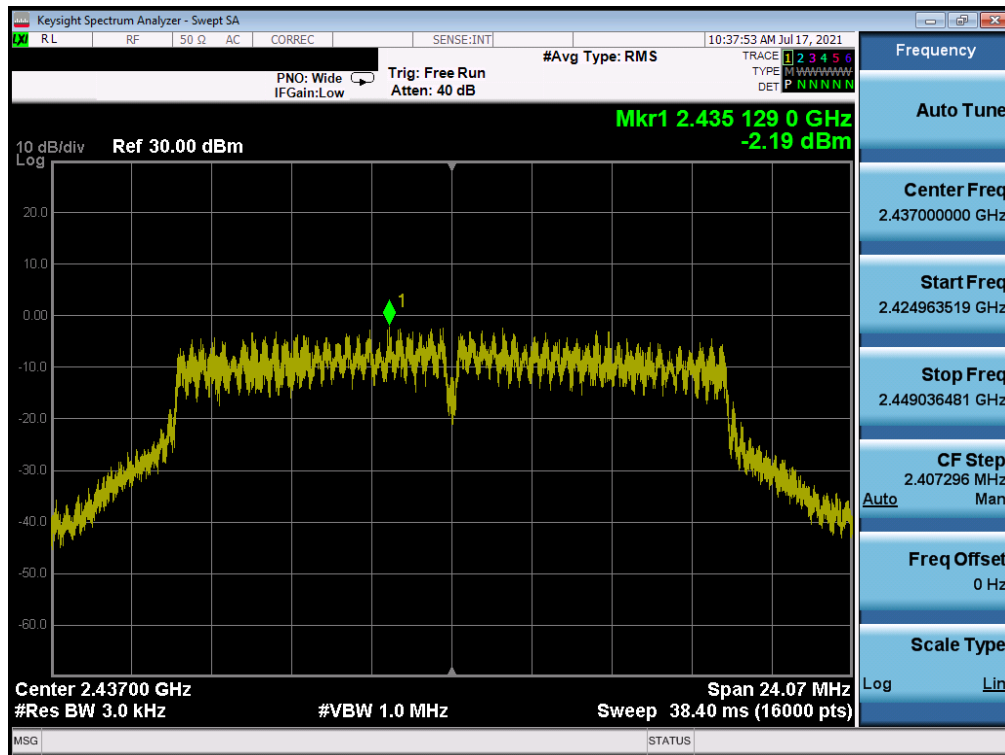
Table 7-43. Conducted Power Density Measurements Antenna WF7 (High Data Rate)

FCC ID: BCGA2567 IC: 579C-A2567	 PCTEST Proud to be part of element	MEASUREMENT REPORT (CERTIFICATION)	Approved by: Quality Manager
Test Report S/N: 1C2106080048-01-R1.BCG	Test Dates: 6/2/2021 - 8/11/2021	EUT Type: Tablet Device	Page 86 of 429

Low Data Rate

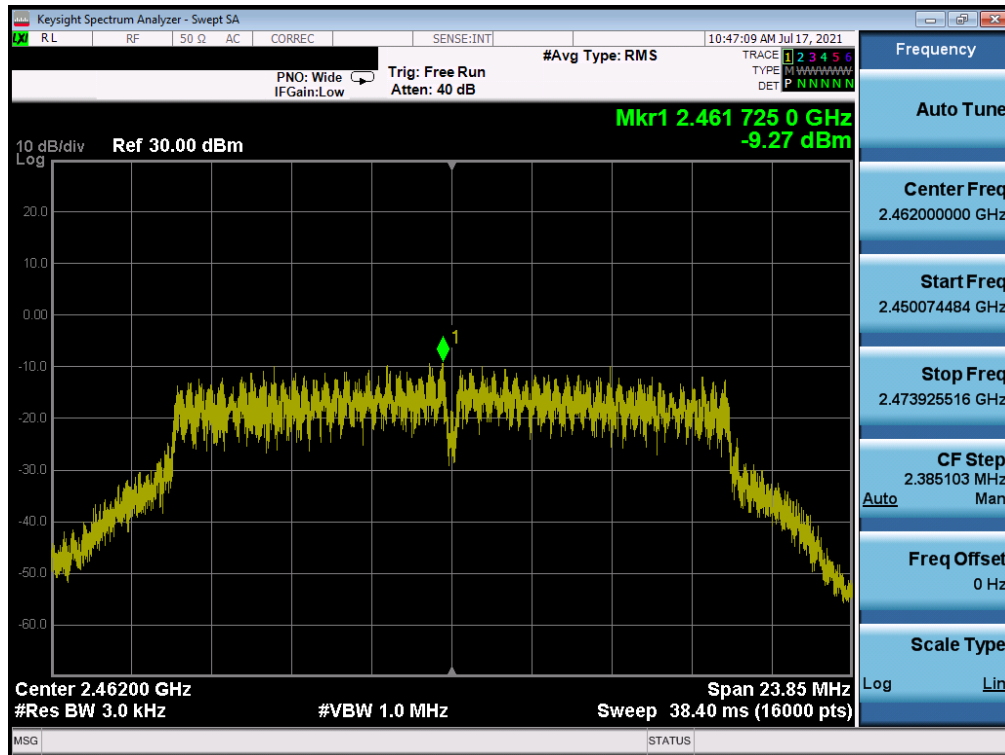


Plot 7-91. Power Spectral Density Plot Antenna WF7 (802.11g – Ch. 1) – 12Mbps

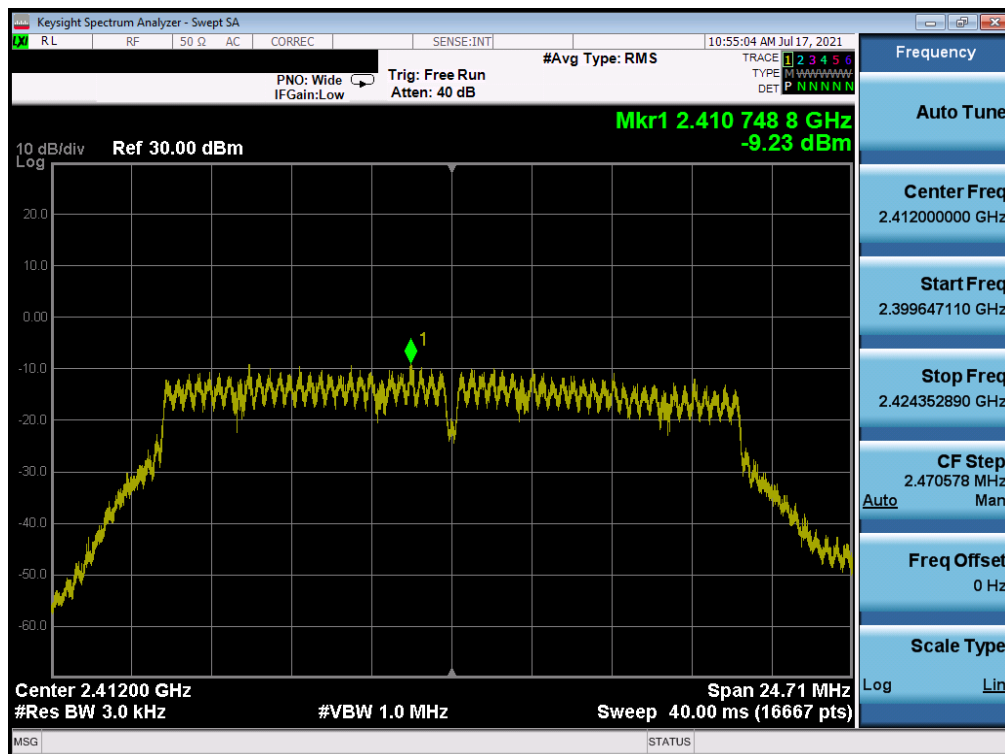


Plot 7-92. Power Spectral Density Plot Antenna WF7 (802.11g – Ch. 6) – 12Mbps

FCC ID: BCGA2567 IC: 579C-A2567	PCTEST Proud to be part of element	MEASUREMENT REPORT (CERTIFICATION)	Approved by: Quality Manager
Test Report S/N: 1C2106080048-01-R1.BCG	Test Dates: 6/2/2021 - 8/11/2021	EUT Type: Tablet Device	Page 87 of 429

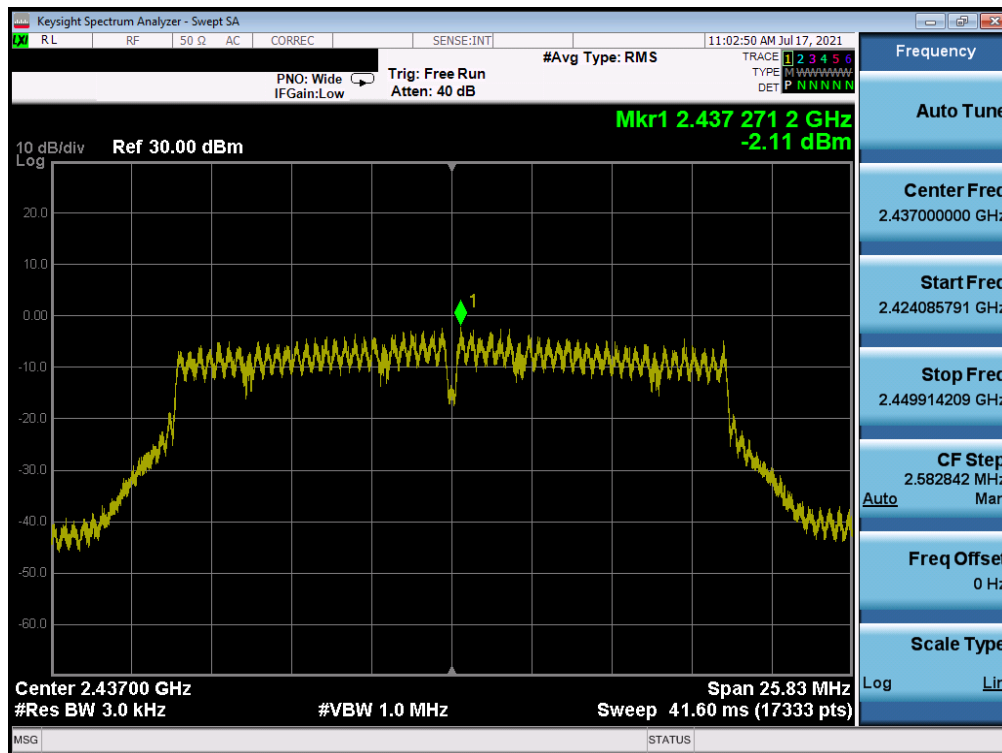


Plot 7-93. Power Spectral Density Plot Antenna WF7 (802.11g – Ch. 11) – 12Mbps

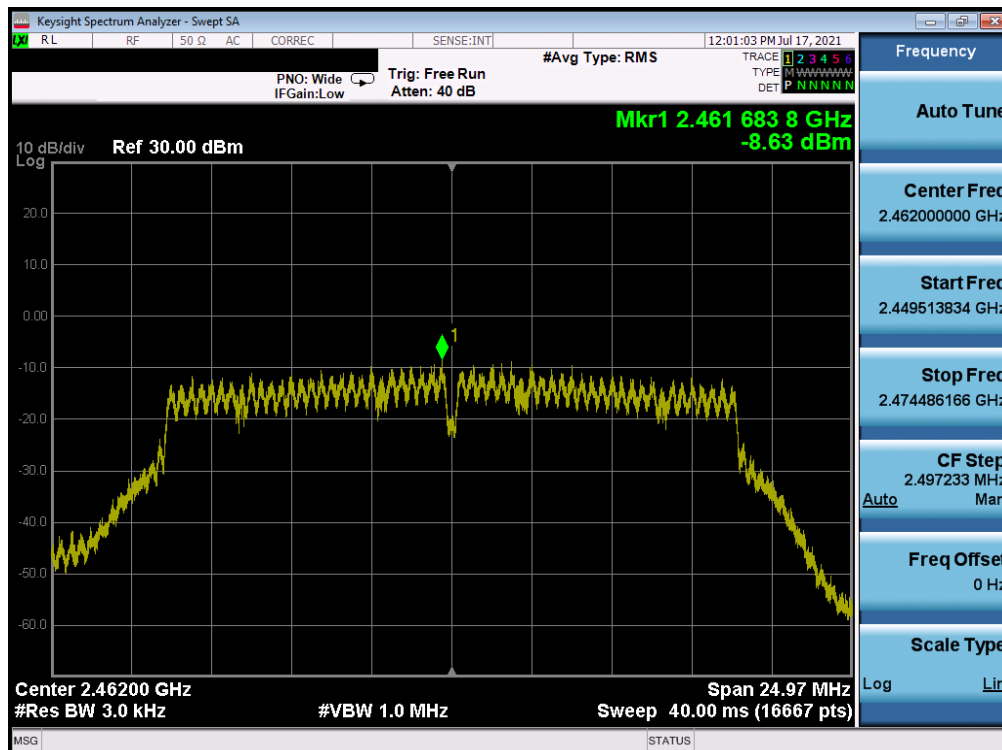


Plot 7-94. Power Spectral Density Plot Antenna WF7 (802.11n (2.4GHz) – Ch. 1) – MCS2

FCC ID: BCGA2567 IC: 579C-A2567	PCTEST Proud to be part of element	MEASUREMENT REPORT (CERTIFICATION)	Approved by: Quality Manager
Test Report S/N: 1C2106080048-01-R1.BCG	Test Dates: 6/2/2021 - 8/11/2021	EUT Type: Tablet Device	Page 88 of 429

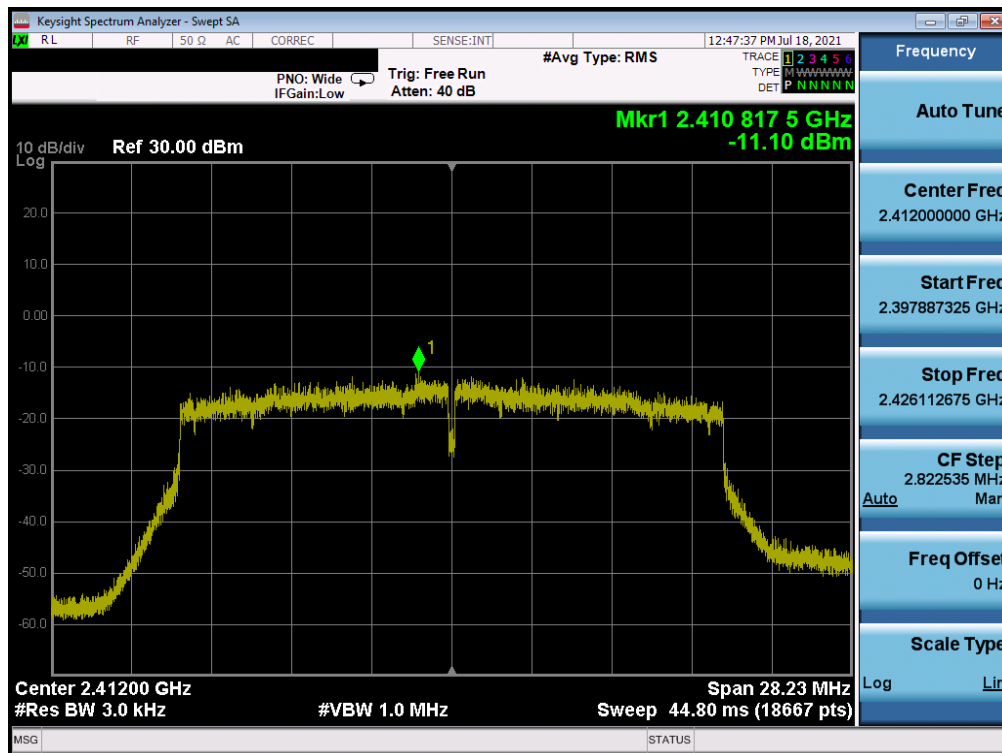


Plot 7-95. Power Spectral Density Plot Antenna WF7 (802.11n (2.4GHz) – Ch. 6) – MCS2

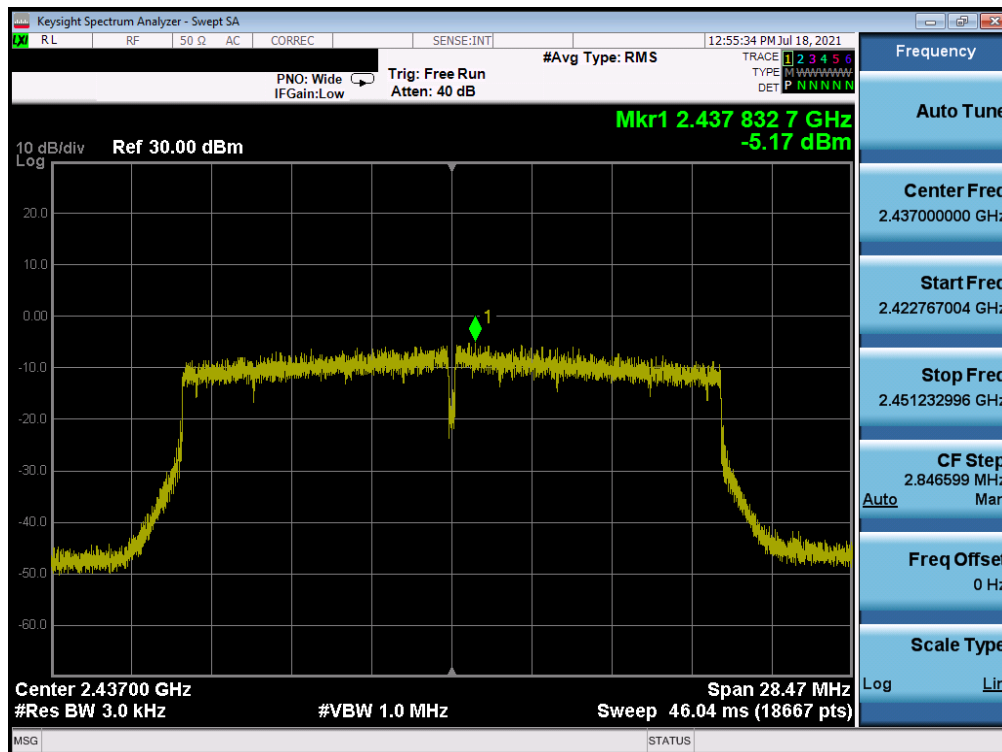


Plot 7-96. Power Spectral Density Plot Antenna WF7 (802.11n (2.4GHz) – Ch. 11) – MCS2

FCC ID: BCGA2567 IC: 579C-A2567	PCTEST Proud to be part of element	MEASUREMENT REPORT (CERTIFICATION)	Approved by: Quality Manager
Test Report S/N: 1C2106080048-01-R1.BCG	Test Dates: 6/2/2021 - 8/11/2021	EUT Type: Tablet Device	Page 89 of 429

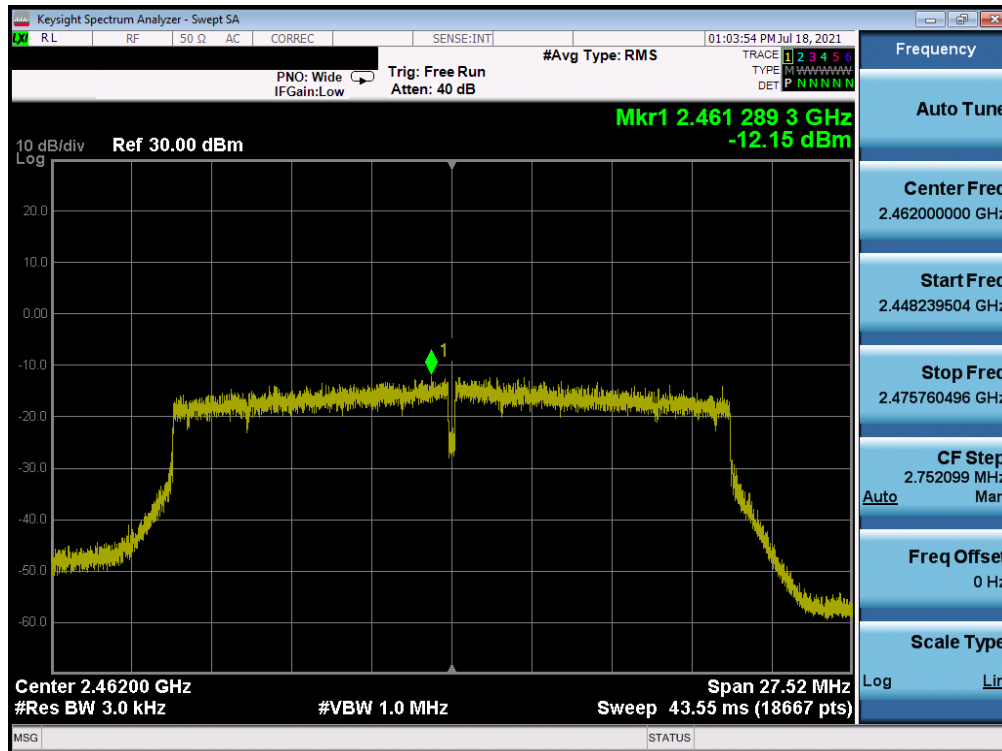


Plot 7-97. Power Spectral Density Plot Antenna WF7 (802.11ax (SU - 2.4GHz) – Ch. 1) – MCS2



Plot 7-98. Power Spectral Density Plot Antenna WF7 (802.11ax (SU - 2.4GHz) – Ch. 6) – MCS2

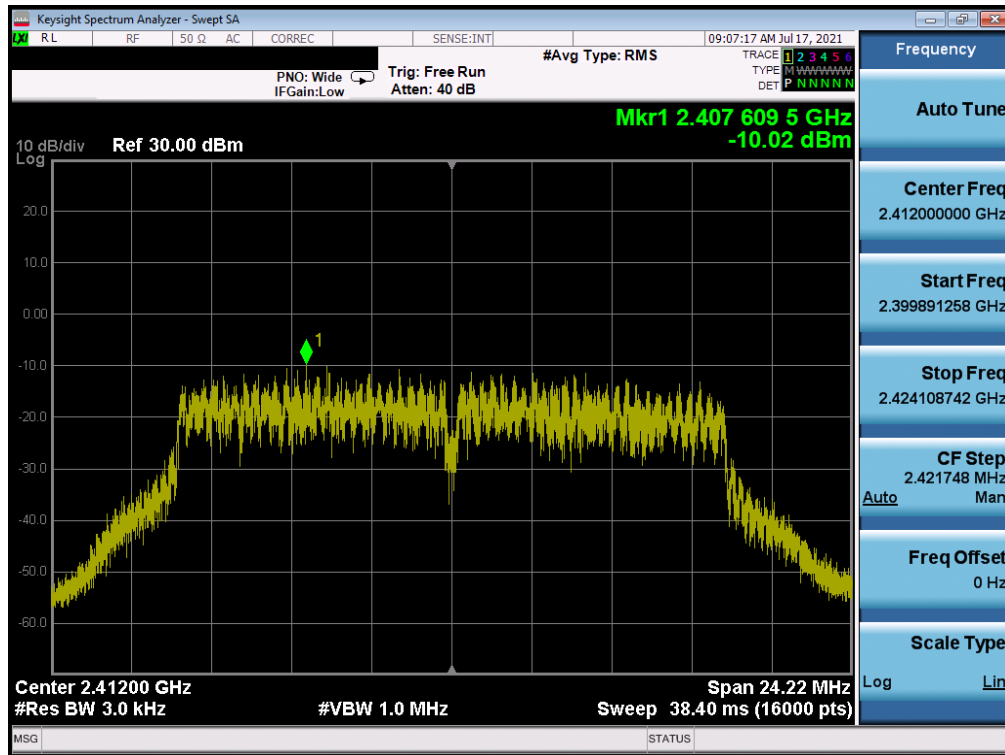
FCC ID: BCGA2567 IC: 579C-A2567	PCTEST Proud to be part of element	MEASUREMENT REPORT (CERTIFICATION)	Approved by: Quality Manager
Test Report S/N: 1C2106080048-01-R1.BCG	Test Dates: 6/2/2021 - 8/11/2021	EUT Type: Tablet Device	Page 90 of 429



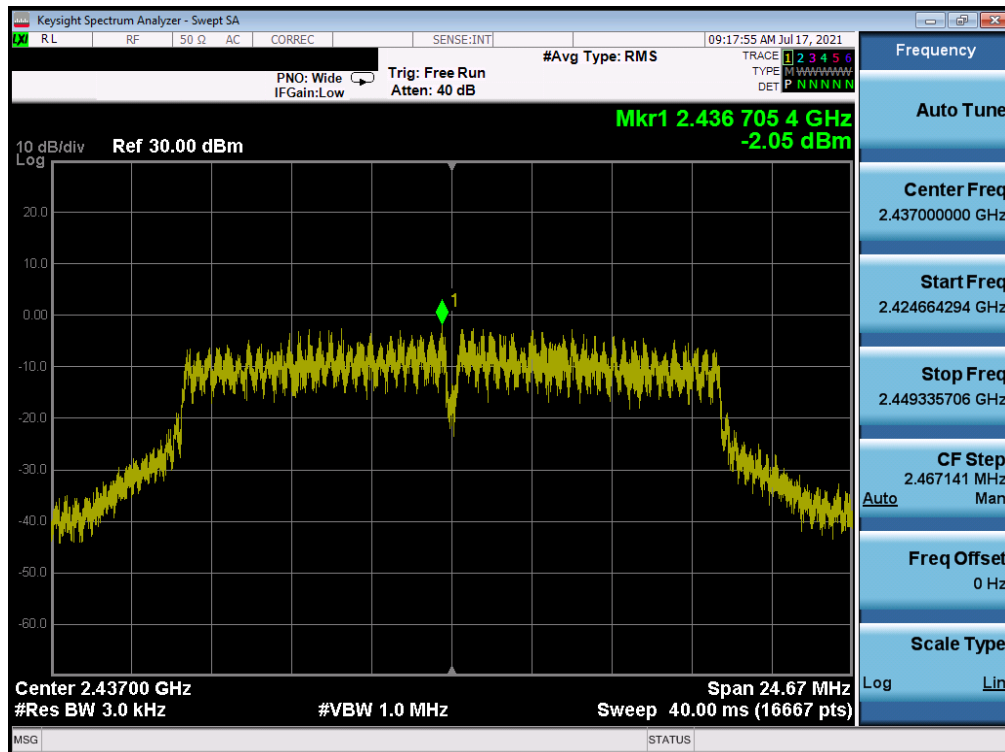
Plot 7-99. Power Spectral Density Plot Antenna WF7 (802.11ax (SU - 2.4GHz) – Ch. 11) – MCS2

FCC ID: BCGA2567 IC: 579C-A2567	PCTEST Proud to be part of element	MEASUREMENT REPORT (CERTIFICATION)	Approved by: Quality Manager
Test Report S/N: 1C2106080048-01-R1.BCG	Test Dates: 6/2/2021 - 8/11/2021	EUT Type: Tablet Device	Page 91 of 429

Mid Data Rate

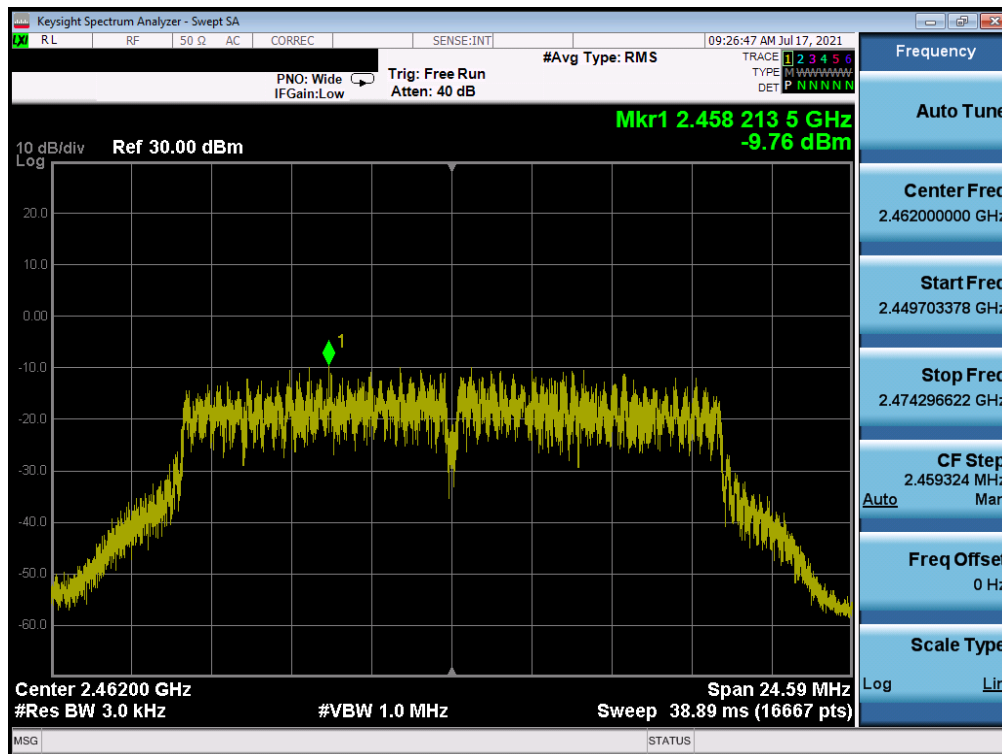


Plot 7-100. Power Spectral Density Plot Antenna WF7 (802.11g – Ch. 1) – 24Mbps

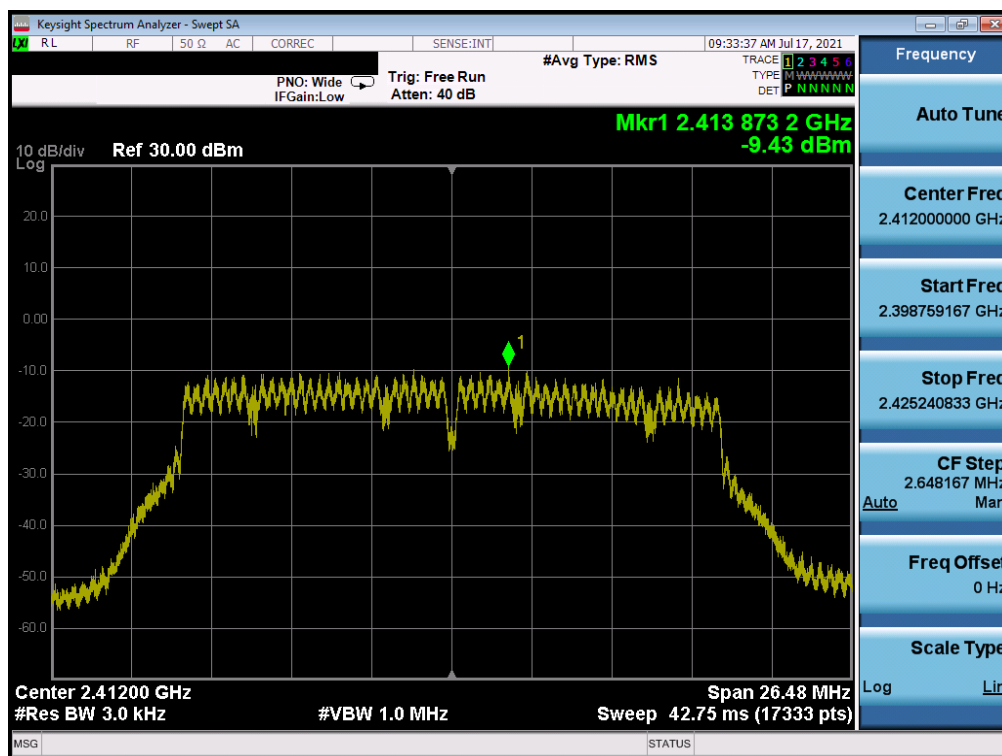


Plot 7-101. Power Spectral Density Plot Antenna WF7 (802.11g – Ch. 6) – 24Mbps

FCC ID: BCGA2567 IC: 579C-A2567	PCTEST Proud to be part of element	MEASUREMENT REPORT (CERTIFICATION)	Approved by: Quality Manager
Test Report S/N: 1C2106080048-01-R1.BCG	Test Dates: 6/2/2021 - 8/11/2021	EUT Type: Tablet Device	Page 92 of 429

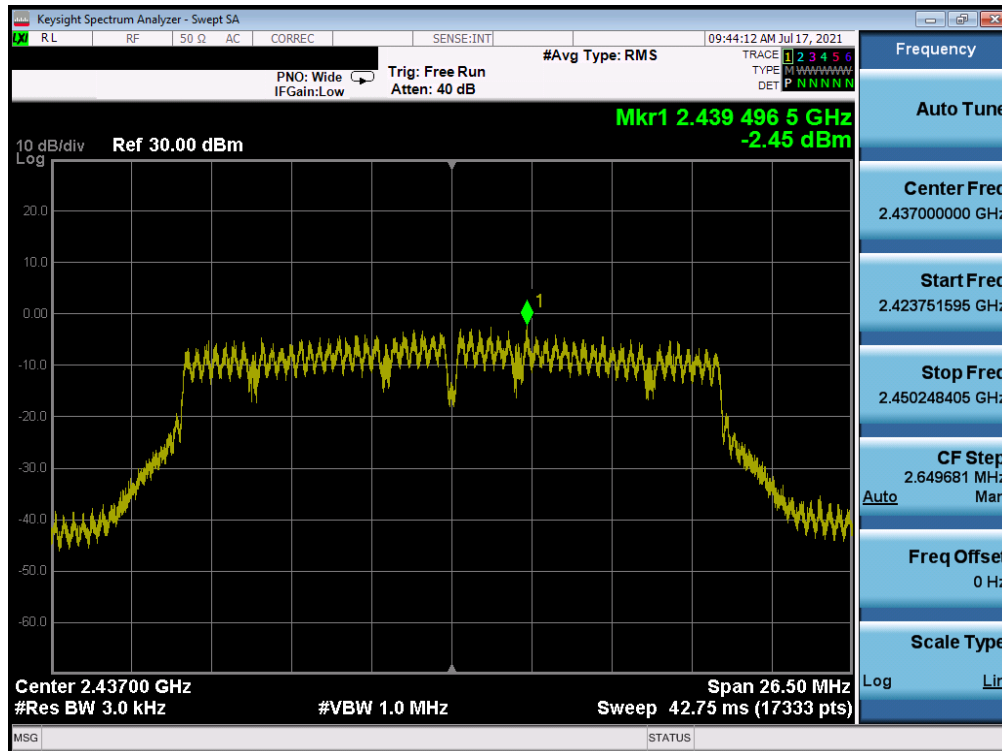


Plot 7-102. Power Spectral Density Plot Antenna WF7 (802.11g - Ch. 11) - 24Mbps

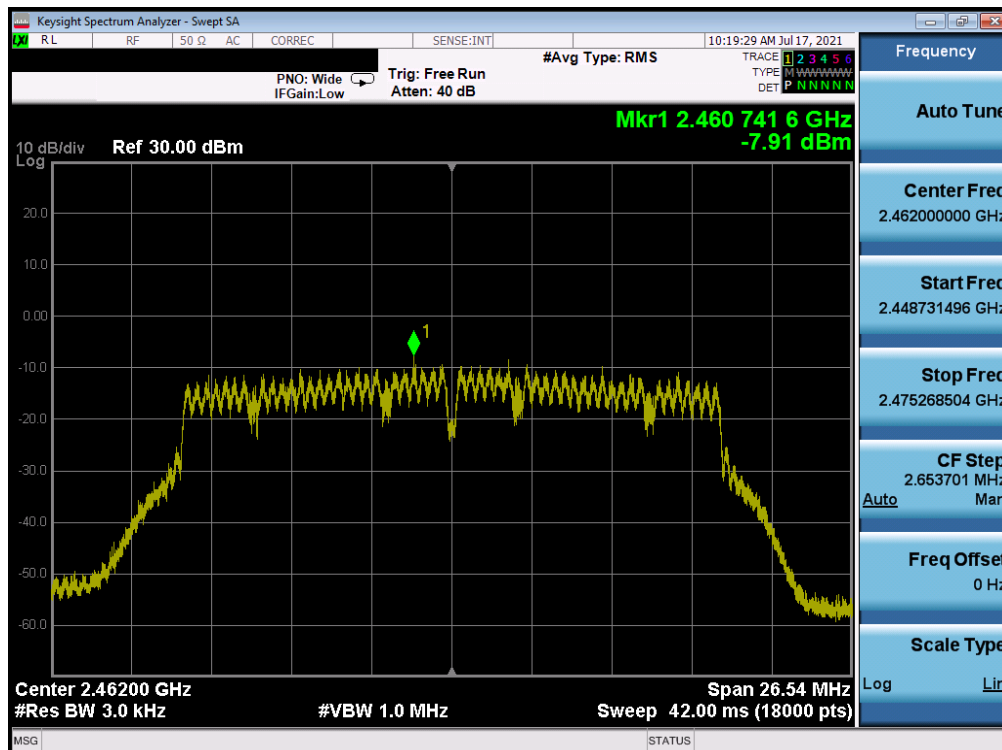


Plot 7-103. Power Spectral Density Plot Antenna WF7 (802.11n (2.4GHz) - Ch. 1) - MCS4

FCC ID: BCGA2567 IC: 579C-A2567	PCTEST Proud to be part of element	MEASUREMENT REPORT (CERTIFICATION)	Approved by: Quality Manager
Test Report S/N: 1C2106080048-01-R1.BCG	Test Dates: 6/2/2021 - 8/11/2021	EUT Type: Tablet Device	Page 93 of 429

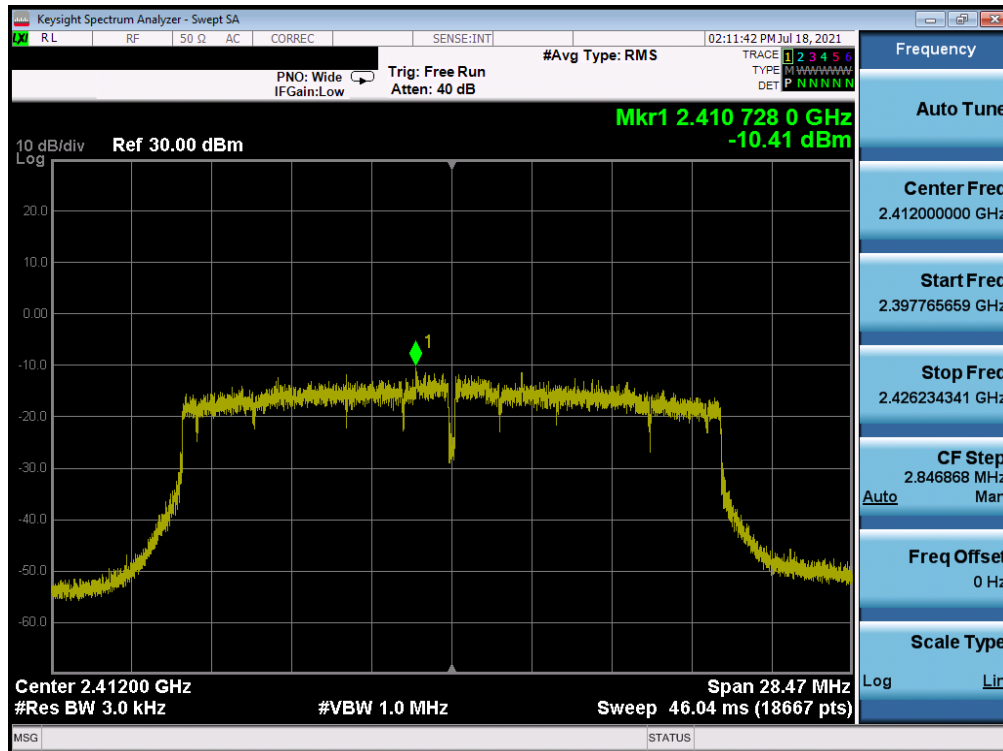


Plot 7-104. Power Spectral Density Plot Antenna WF7 (802.11n (2.4GHz) – Ch. 6) – MCS4

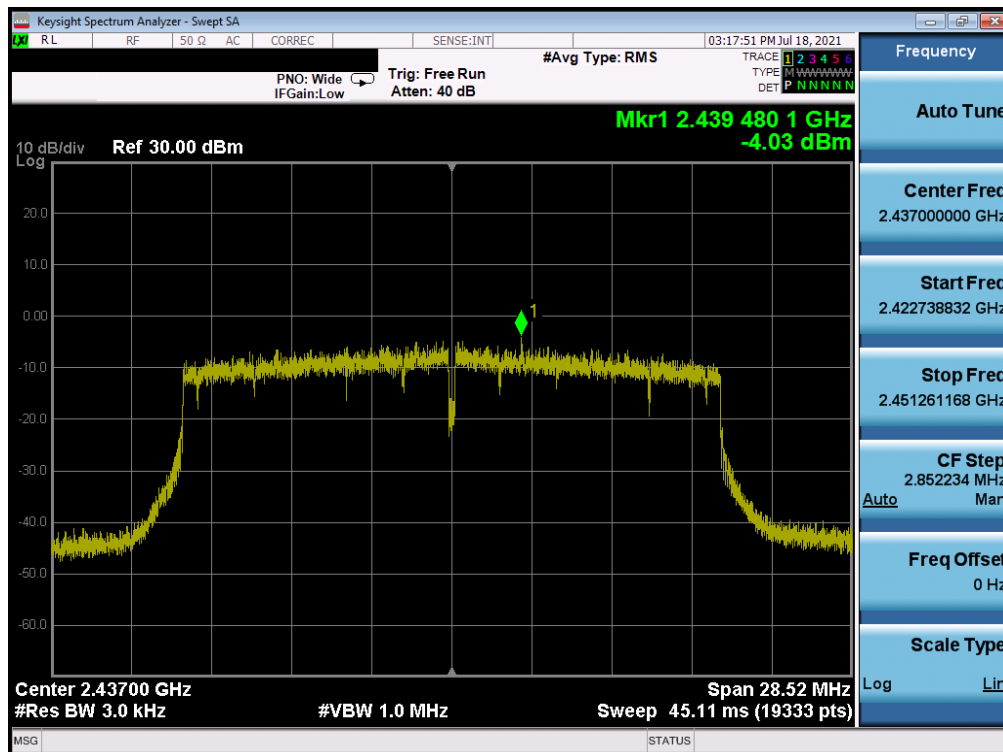


Plot 7-105. Power Spectral Density Plot Antenna WF7 (802.11n (2.4GHz) – Ch. 11) – MCS4

FCC ID: BCGA2567 IC: 579C-A2567	PCTEST Proud to be part of element	MEASUREMENT REPORT (CERTIFICATION)	Approved by: Quality Manager
Test Report S/N: 1C2106080048-01-R1.BCG	Test Dates: 6/2/2021 - 8/11/2021	EUT Type: Tablet Device	Page 94 of 429

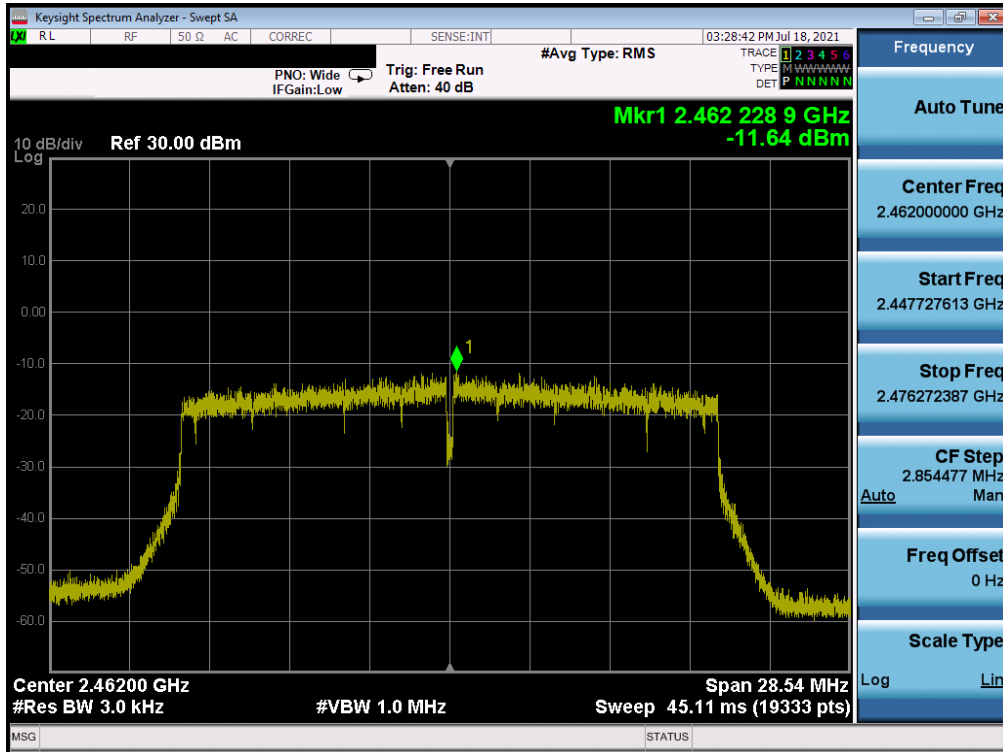


Plot 7-106. Power Spectral Density Plot Antenna WF7 (802.11ax (SU - 2.4GHz) – Ch. 1) – MCS4

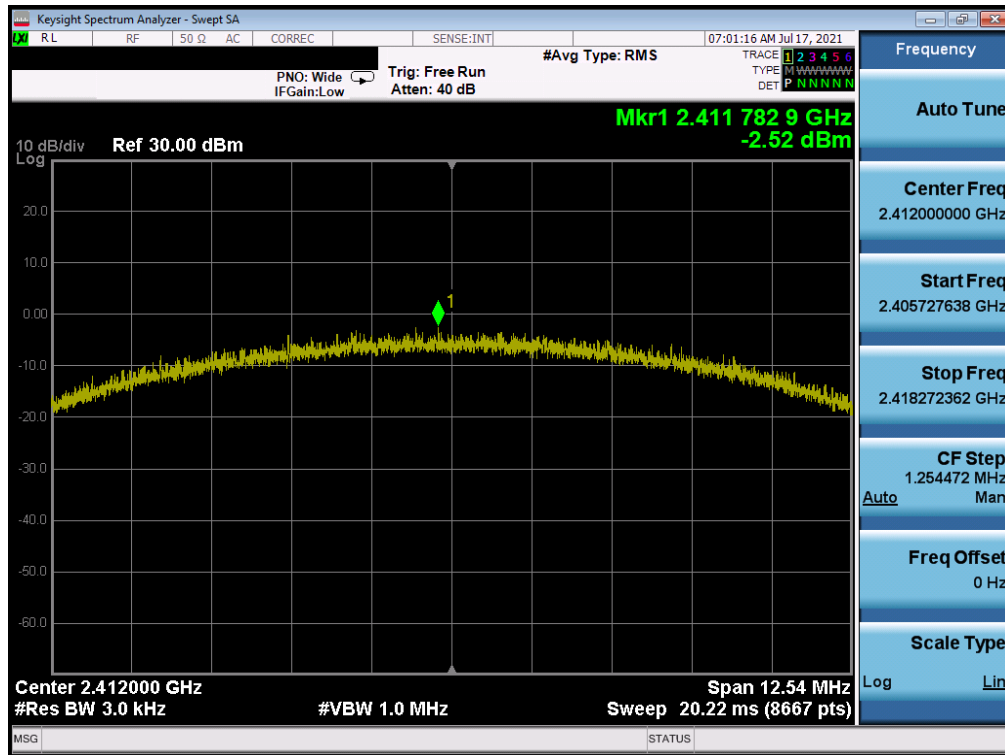


Plot 7-107. Power Spectral Density Plot Antenna WF7 (802.11ax (SU - 2.4GHz) – Ch. 6) – MCS4

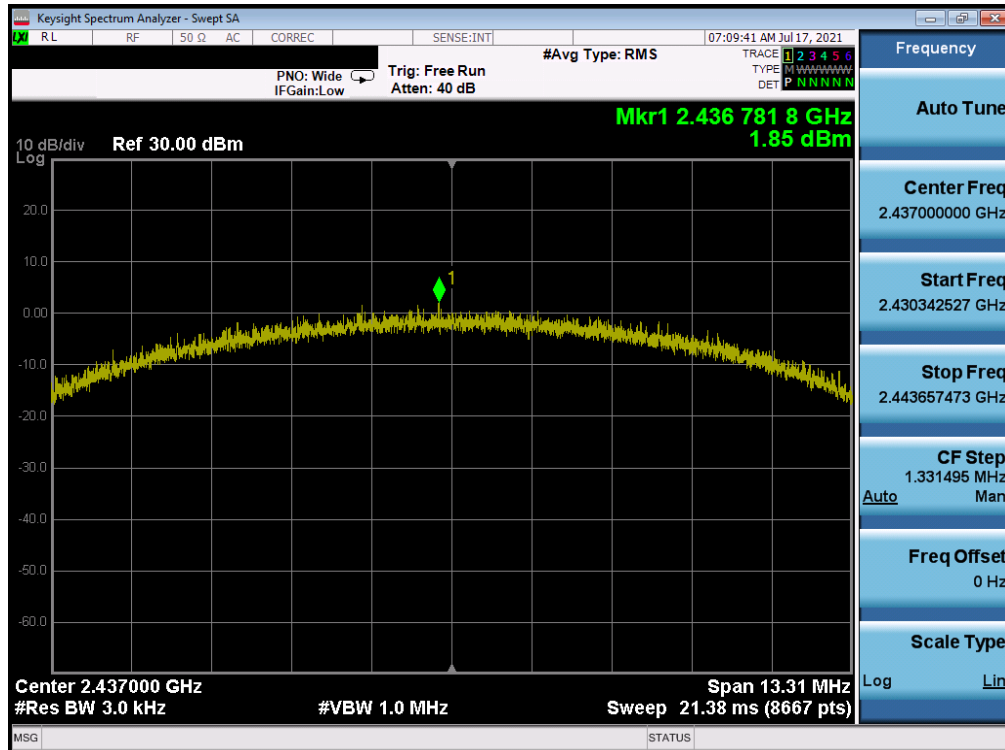
FCC ID: BCGA2567 IC: 579C-A2567	PCTEST Proud to be part of element	MEASUREMENT REPORT (CERTIFICATION)	Approved by: Quality Manager
Test Report S/N: 1C2106080048-01-R1.BCG	Test Dates: 6/2/2021 - 8/11/2021	EUT Type: Tablet Device	Page 95 of 429



High Data Rate

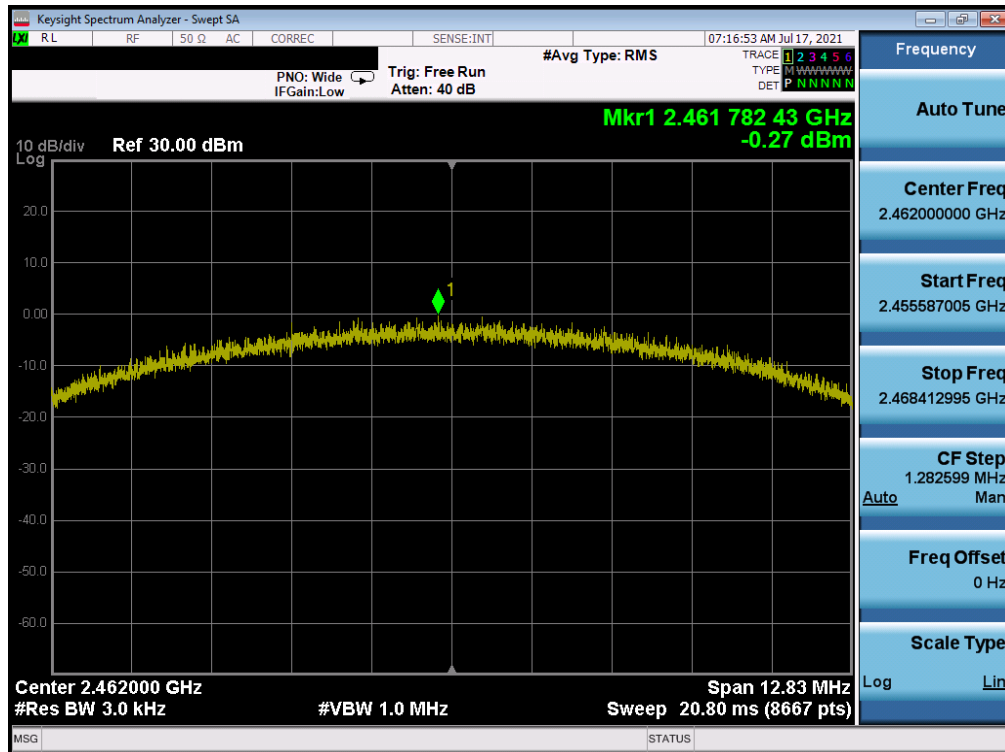


Plot 7-109. Power Spectral Density Plot Antenna WF7 (802.11b – Ch. 1) – 11Mbps

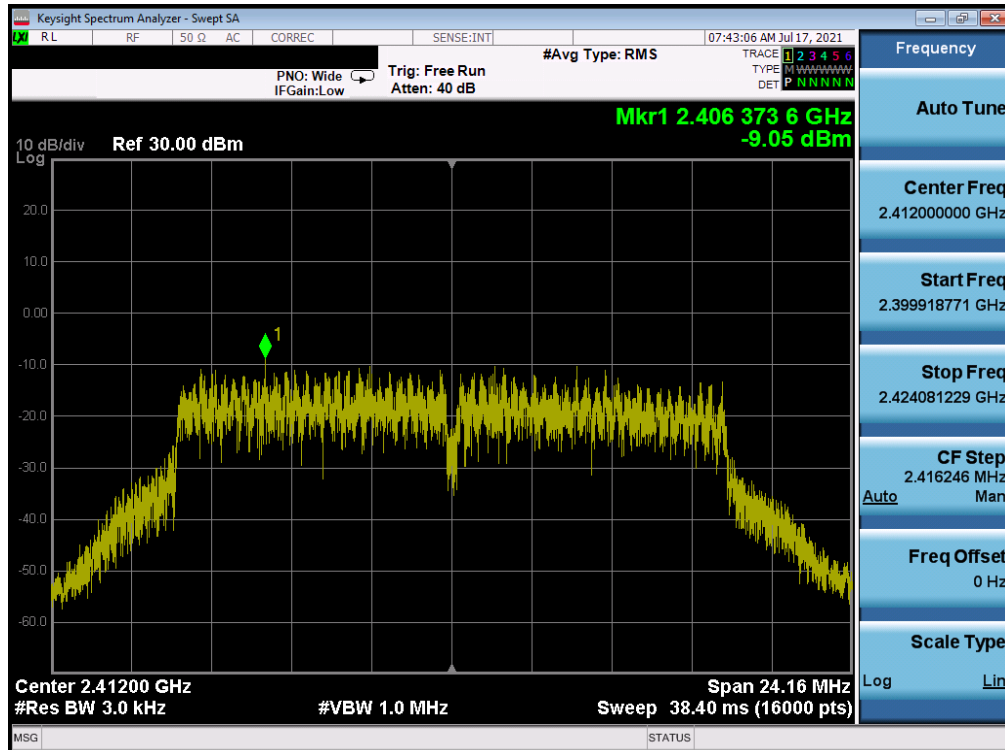


Plot 7-110. Power Spectral Density Plot Antenna WF7 (802.11b – Ch. 6) – 11Mbps

FCC ID: BCGA2567 IC: 579C-A2567	PCTEST Proud to be part of element	MEASUREMENT REPORT (CERTIFICATION)	Approved by: Quality Manager
Test Report S/N: 1C2106080048-01-R1.BCG	Test Dates: 6/2/2021 - 8/11/2021	EUT Type: Tablet Device	Page 97 of 429

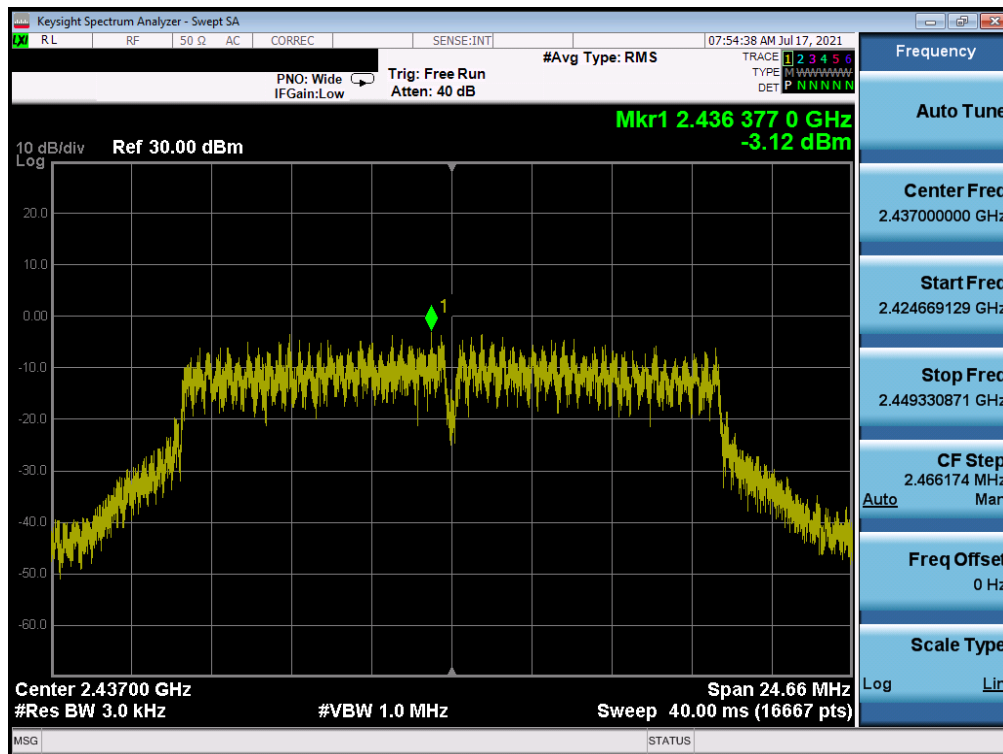


Plot 7-111. Power Spectral Density Plot Antenna WF7 (802.11b – Ch. 11) – 11Mbps

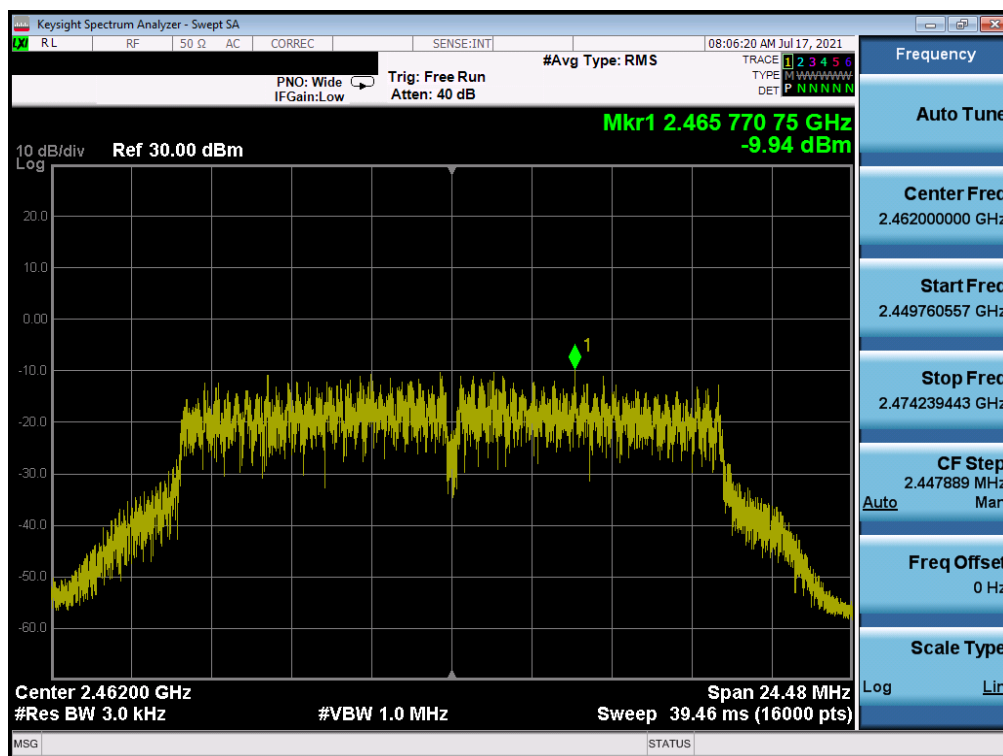


Plot 7-112. Power Spectral Density Plot Antenna WF7 (802.11g – Ch. 1) – 36Mbps

FCC ID: BCGA2567 IC: 579C-A2567	PCTEST Proud to be part of element	MEASUREMENT REPORT (CERTIFICATION)	Approved by: Quality Manager
Test Report S/N: 1C2106080048-01-R1.BCG	Test Dates: 6/2/2021 - 8/11/2021	EUT Type: Tablet Device	Page 98 of 429

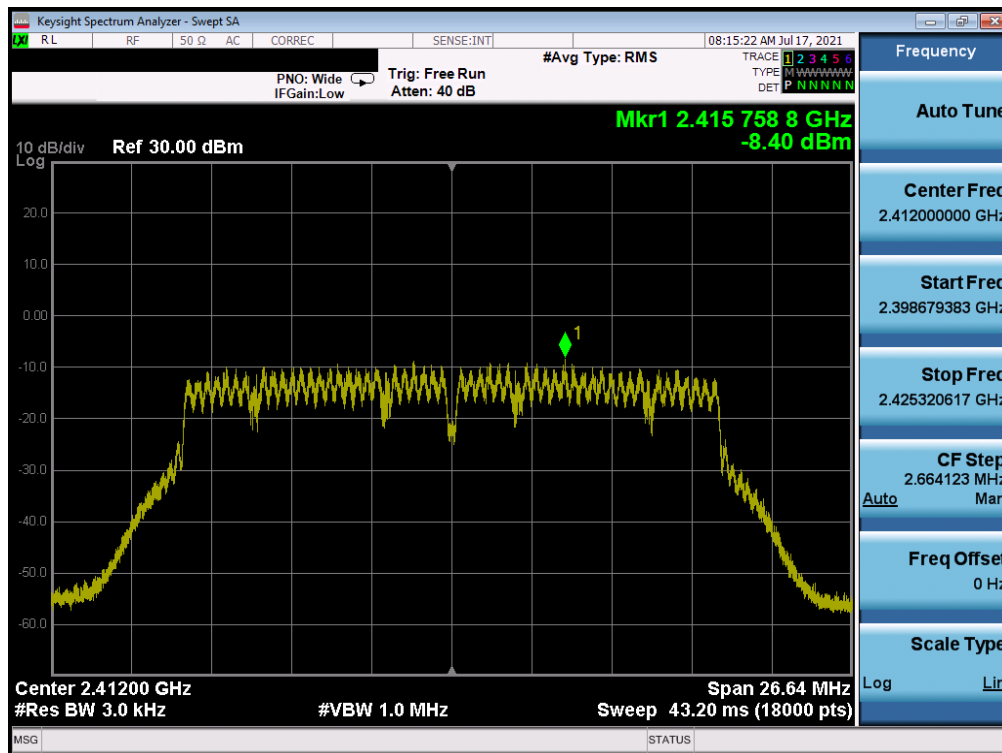


Plot 7-113. Power Spectral Density Plot Antenna WF7 (802.11g – Ch. 6) – 36Mbps

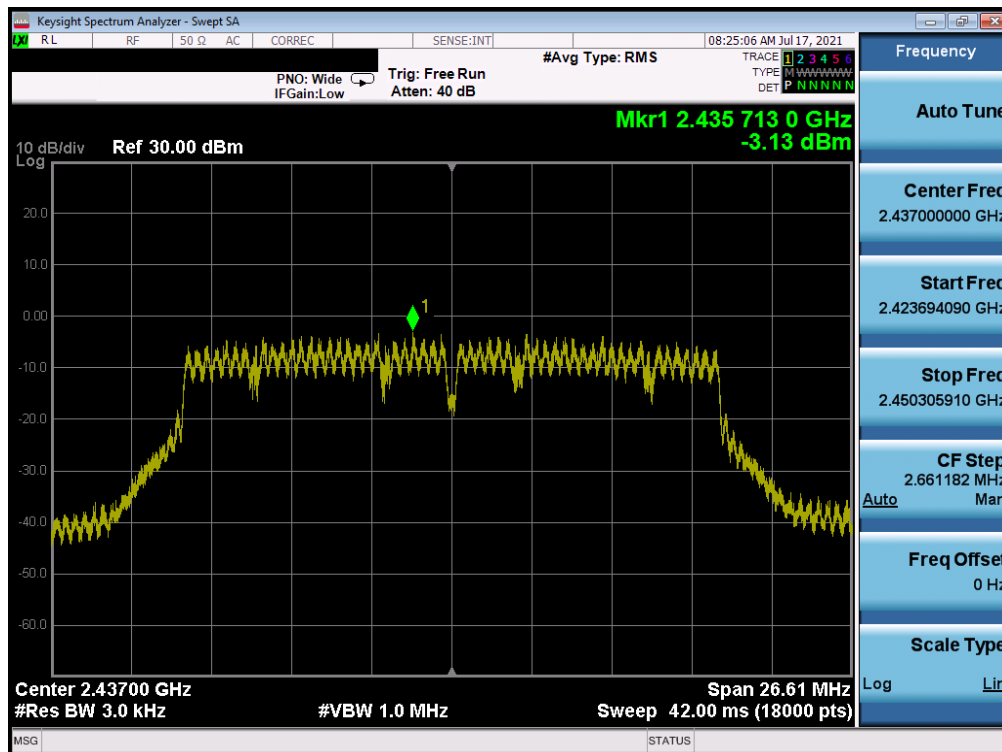


Plot 7-114. Power Spectral Density Plot Antenna WF7 (802.11g – Ch. 11) – 36Mbps

FCC ID: BCGA2567 IC: 579C-A2567	PCTEST Proud to be part of element	MEASUREMENT REPORT (CERTIFICATION)	Approved by: Quality Manager
Test Report S/N: 1C2106080048-01-R1.BCG	Test Dates: 6/2/2021 - 8/11/2021	EUT Type: Tablet Device	Page 99 of 429

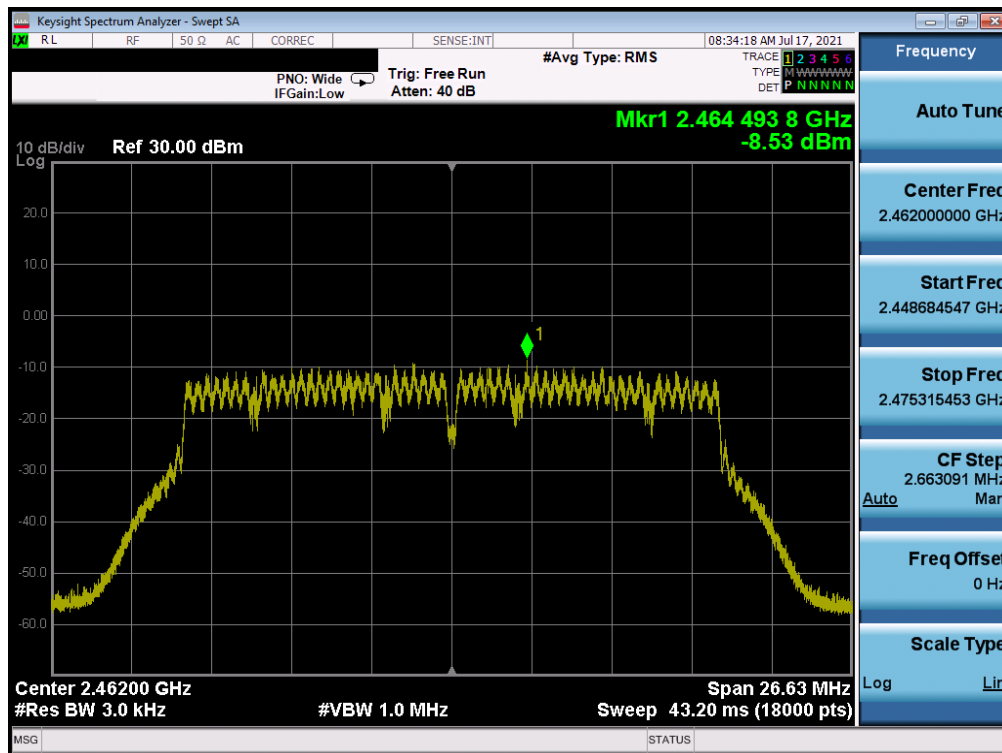


Plot 7-115. Power Spectral Density Plot Antenna WF7 (802.11n (2.4GHz) – Ch. 1) – MCS5

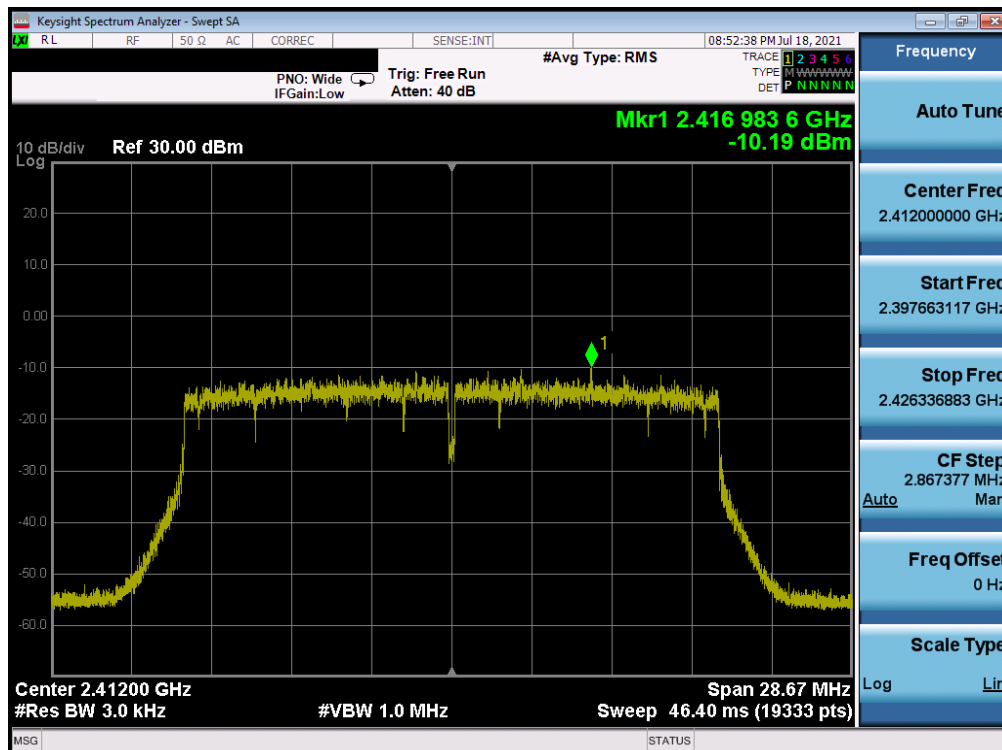


Plot 7-116. Power Spectral Density Plot Antenna WF7 (802.11n (2.4GHz) – Ch. 6) – MCS5

FCC ID: BCGA2567 IC: 579C-A2567	PCTEST Proud to be part of element	MEASUREMENT REPORT (CERTIFICATION)	Approved by: Quality Manager
Test Report S/N: 1C2106080048-01-R1.BCG	Test Dates: 6/2/2021 - 8/11/2021	EUT Type: Tablet Device	Page 100 of 429

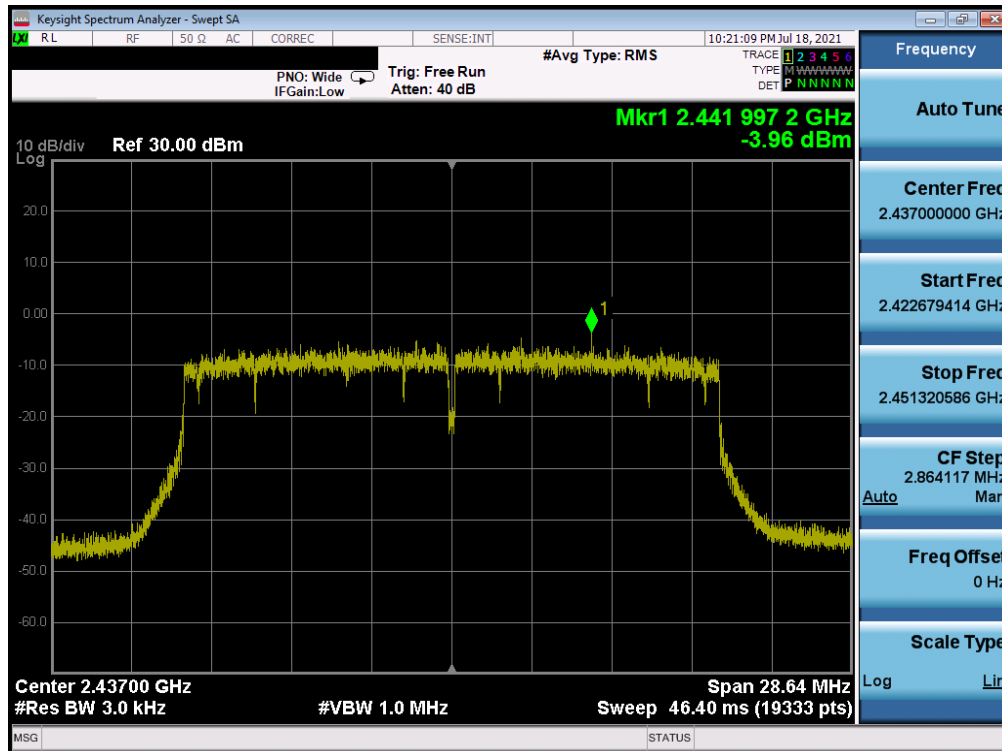


Plot 7-117. Power Spectral Density Plot Antenna WF7 (802.11n (2.4GHz) – Ch. 11) – MCS5

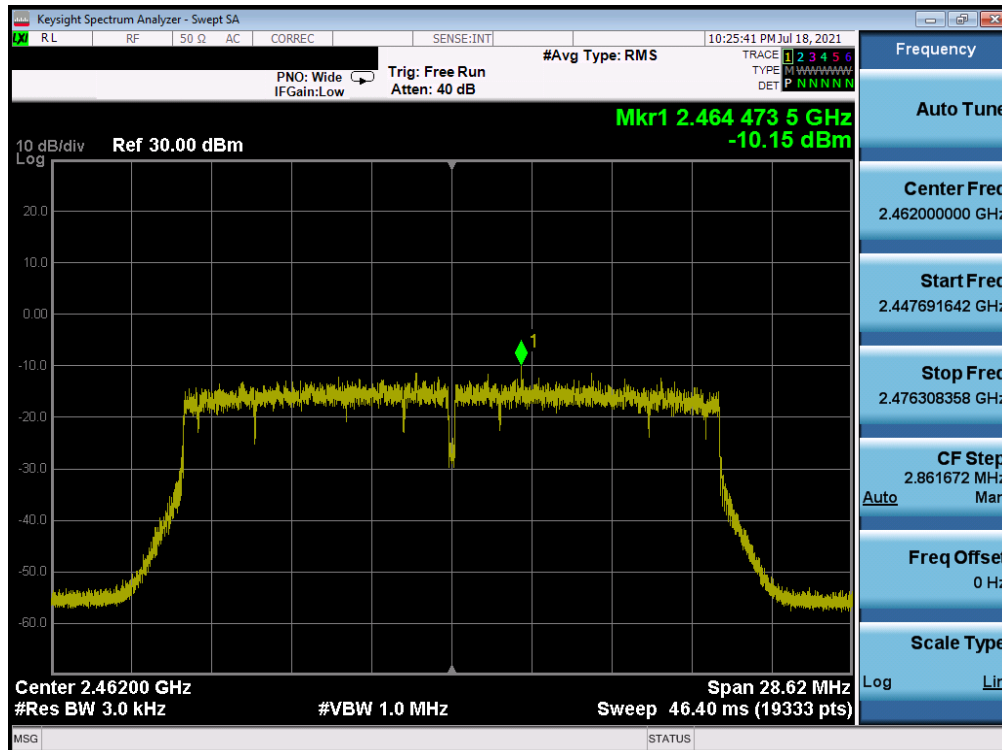


Plot 7-118. Power Spectral Density Plot Antenna WF7 (802.11ax (SU - 2.4GHz) – Ch. 1) – MCS5

FCC ID: BCGA2567 IC: 579C-A2567	PCTEST Proud to be part of element	MEASUREMENT REPORT (CERTIFICATION)	Approved by: Quality Manager
Test Report S/N: 1C2106080048-01-R1.BCG	Test Dates: 6/2/2021 - 8/11/2021	EUT Type: Tablet Device	Page 101 of 429



Plot 7-119. Power Spectral Density Plot Antenna WF7 (802.11ax (SU - 2.4GHz) – Ch. 6) – MCS5



Plot 7-120. Power Spectral Density Plot Antenna WF7 (802.11ax (SU - 2.4GHz) – Ch. 11) – MCS5

FCC ID: BCGA2567 IC: 579C-A2567	PCTEST Proud to be part of element	MEASUREMENT REPORT (CERTIFICATION)	Approved by: Quality Manager
Test Report S/N: 1C2106080048-01-R1.BCG	Test Dates: 6/2/2021 - 8/11/2021	EUT Type: Tablet Device	Page 102 of 429

CDD Power Spectral Density Measurements

Frequency [MHz]	Channel No.	802.11 Mode	Data Rate [Mbps]	Antenna WF8 Power Spectral Density [dBm / 3kHz]	Antenna WF7 Power Spectral Density [dBm / 3kHz]	Summed CDD Power Spectral Density [dBm / 3kHz]	Maximum Permissible Power Density [dBm / 3kHz]	Margin [dB]	Pass / Fail
2412	1	g	12	-9.97	-9.39	-6.66	8.00	-14.66	Pass
2437	6	g	12	-3.36	-2.77	-0.05	8.00	-8.05	Pass
2462	11	g	12	-10.13	-9.41	-6.75	8.00	-14.75	Pass
2412	1	n	39/43.3 (MCS10)	-10.63	-10.17	-7.38	8.00	-15.38	Pass
2437	6	n	39/43.3 (MCS10)	-2.54	-2.39	0.54	8.00	-7.46	Pass
2462	11	n	39/43.3 (MCS10)	-9.89	-8.96	-6.39	8.00	-14.39	Pass
2412	1	ax (SU)	48/51.6 (MCS2)	-12.36	-11.39	-8.84	8.00	-16.84	Pass
2437	6	ax (SU)	48/51.6 (MCS2)	-4.84	-4.19	-1.49	8.00	-9.49	Pass
2462	11	ax (SU)	48/51.6 (MCS2)	-13.30	-12.35	-9.79	8.00	-17.79	Pass

Table 7-44.CDD Conducted Power Density Measurements (Low Data Rate)

Frequency [MHz]	Channel No.	802.11 Mode	Data Rate [Mbps]	Antenna WF8 Power Spectral Density [dBm / 3kHz]	Antenna WF7 Power Spectral Density [dBm / 3kHz]	Summed CDD Power Spectral Density [dBm / 3kHz]	Maximum Permissible Power Density [dBm / 3kHz]	Margin [dB]	Pass / Fail
2412	1	g	24	-11.04	-10.92	-7.97	8.00	-15.97	Pass
2437	6	g	24	-3.31	-2.96	-0.12	8.00	-8.12	Pass
2462	11	g	24	-10.74	-10.71	-7.72	8.00	-15.72	Pass
2412	1	n	78/86.7 (MCS12)	-9.58	-9.88	-6.72	8.00	-14.72	Pass
2437	6	n	78/86.7 (MCS12)	-2.96	-2.41	0.33	8.00	-7.67	Pass
2462	11	n	78/86.7 (MCS12)	-8.71	-9.39	-6.03	8.00	-14.03	Pass
2412	1	ax (SU)	98/103.2 (MCS4)	-12.06	-11.80	-8.92	8.00	-16.92	Pass
2437	6	ax (SU)	98/103.2 (MCS4)	-5.11	-5.27	-2.18	8.00	-10.18	Pass
2462	11	ax (SU)	98/103.2 (MCS4)	-12.11	-12.11	-9.10	8.00	-17.10	Pass

Table 7-45.CDD Conducted Power Density Measurements (Mid Data Rate)

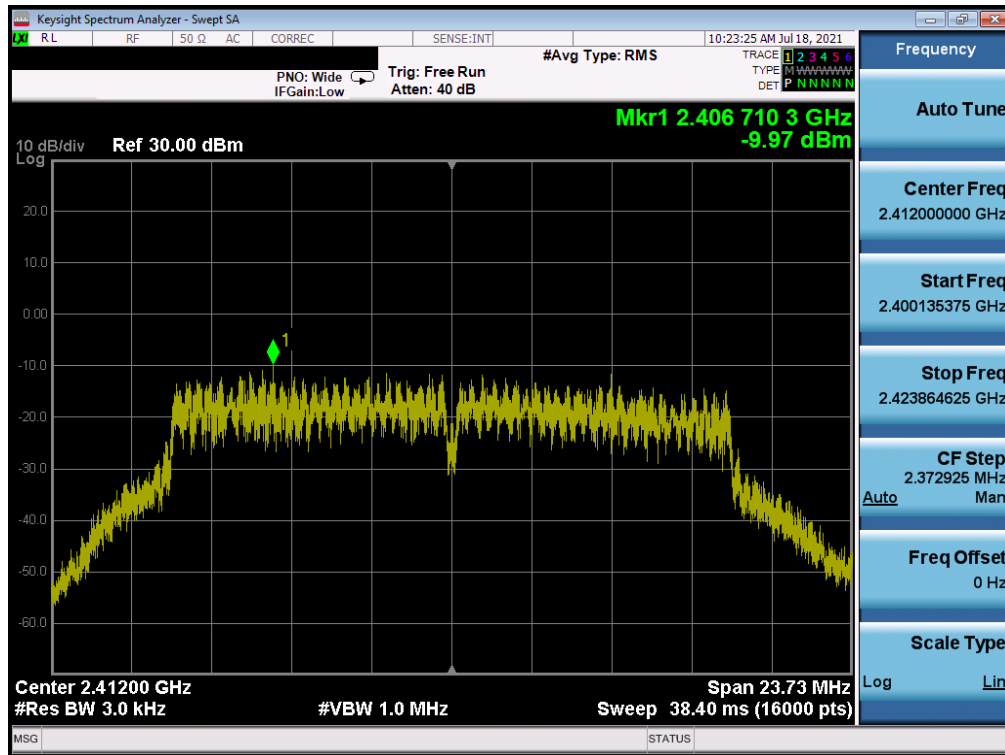
FCC ID: BCGA2567 IC: 579C-A2567	 PCTEST[®] Proud to be part of element	MEASUREMENT REPORT (CERTIFICATION)	Approved by: Quality Manager
Test Report S/N: 1C2106080048-01-R1.BCG	Test Dates: 6/2/2021 - 8/11/2021	EUT Type: Tablet Device	Page 103 of 429

Frequency [MHz]	Channel No.	802.11 Mode	Data Rate [Mbps]	Antenna WF8 Power Spectral Density [dBm / 3kHz]	Antenna WF7 Power Spectral Density [dBm / 3kHz]	Summed CDD Power Spectral Density [dBm / 3kHz]	Maximum Permissible Power Density [dBm / 3kHz]	Margin [dB]	Pass / Fail
2412	1	g	36	-10.05	-9.48	-6.75	8.00	-14.75	Pass
2437	6	g	36	-3.48	-4.77	-1.06	8.00	-9.06	Pass
2462	11	g	36	-11.27	-11.76	-8.50	8.00	-16.50	Pass
2412	1	n	104/115.6 (MCS13)	-9.20	-8.72	-5.94	8.00	-13.94	Pass
2437	6	n	104/115.6 (MCS13)	-2.83	-2.75	0.22	8.00	-7.78	Pass
2462	11	n	104/115.6 (MCS13)	-10.23	-9.97	-7.09	8.00	-15.09	Pass
2412	1	ax (SU)	130/137.6 (MCS5)	-11.49	-11.33	-8.40	8.00	-16.40	Pass
2437	6	ax (SU)	130/137.6 (MCS5)	-4.53	-4.96	-1.73	8.00	-9.73	Pass
2462	11	ax (SU)	130/137.6 (MCS5)	-11.73	-11.65	-8.68	8.00	-16.68	Pass

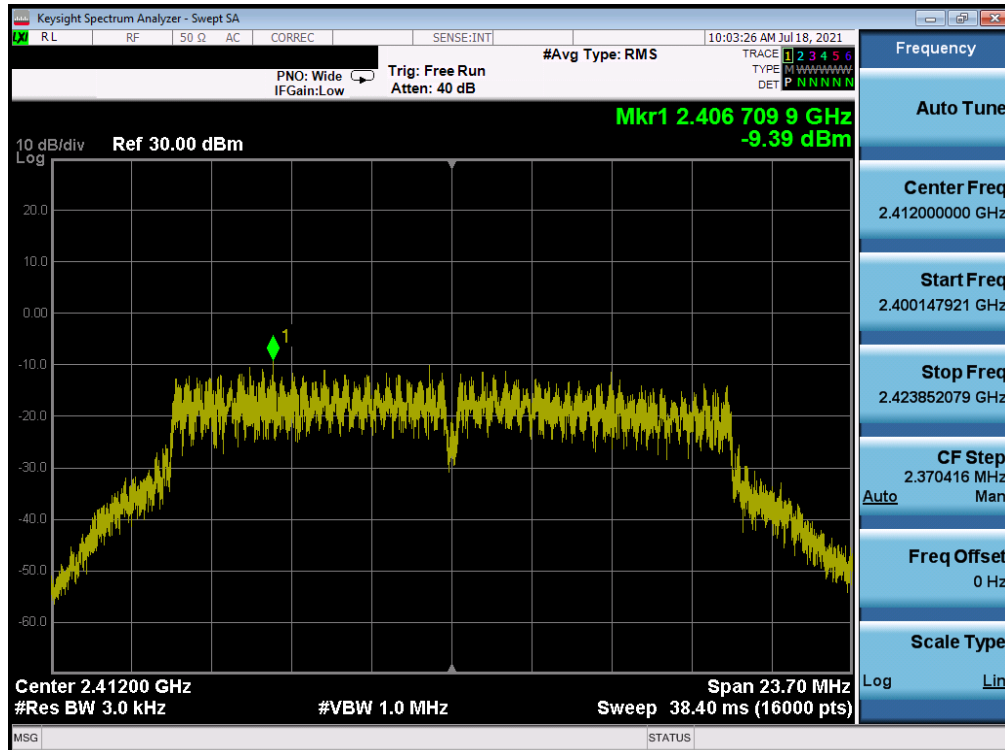
Table 7-46.CDD Conducted Power Density Measurements (High Data Rate)

FCC ID: BCGA2567 IC: 579C-A2567	 PCTEST [®] Proud to be part of element	MEASUREMENT REPORT (CERTIFICATION)	Approved by: Quality Manager
Test Report S/N: 1C2106080048-01-R1.BCG	Test Dates: 6/2/2021 - 8/11/2021	EUT Type: Tablet Device	Page 104 of 429

Low Data Rate

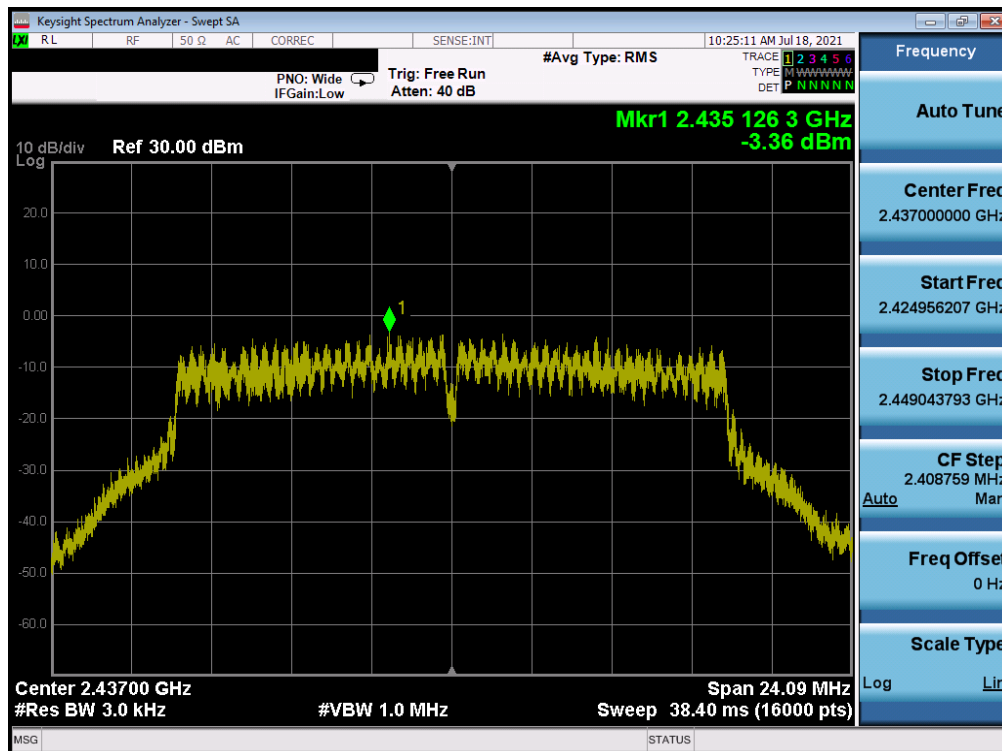


Plot 7-121. Power Spectral Density Plot CDD Antenna WF8 (802.11g – Ch. 1) – 12Mbps

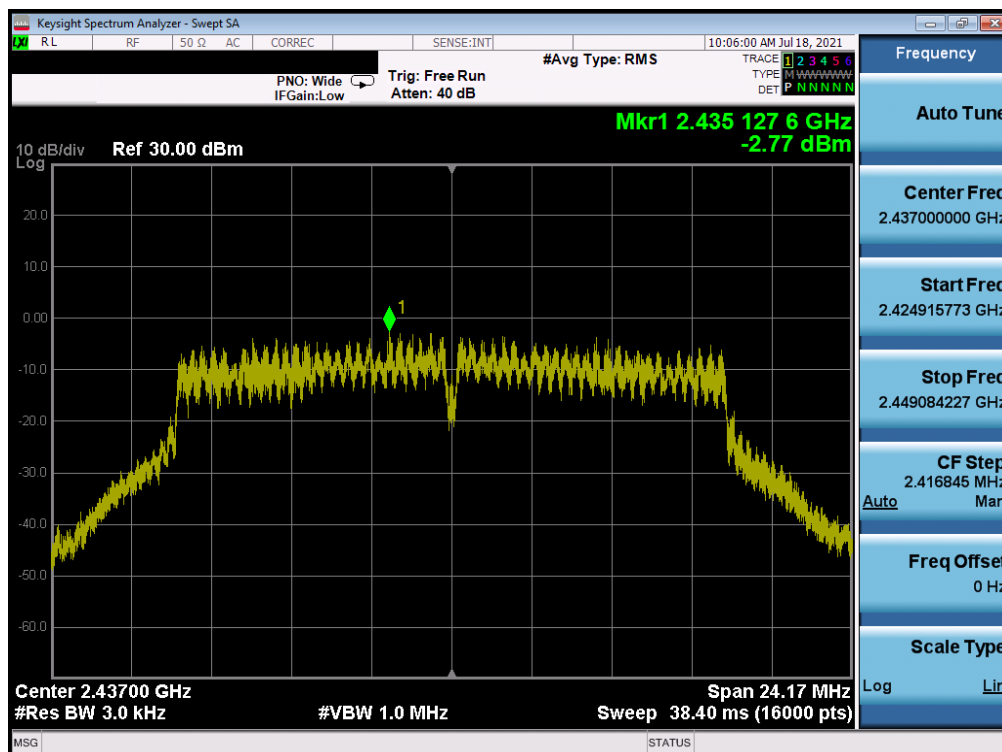


Plot 7-122. Power Spectral Density Plot CDD Antenna WF7 (802.11g – Ch. 1) – 12Mbps

FCC ID: BCGA2567 IC: 579C-A2567	PCTEST Proud to be part of element	MEASUREMENT REPORT (CERTIFICATION)	Approved by: Quality Manager
Test Report S/N: 1C2106080048-01-R1.BCG	Test Dates: 6/2/2021 - 8/11/2021	EUT Type: Tablet Device	Page 105 of 429

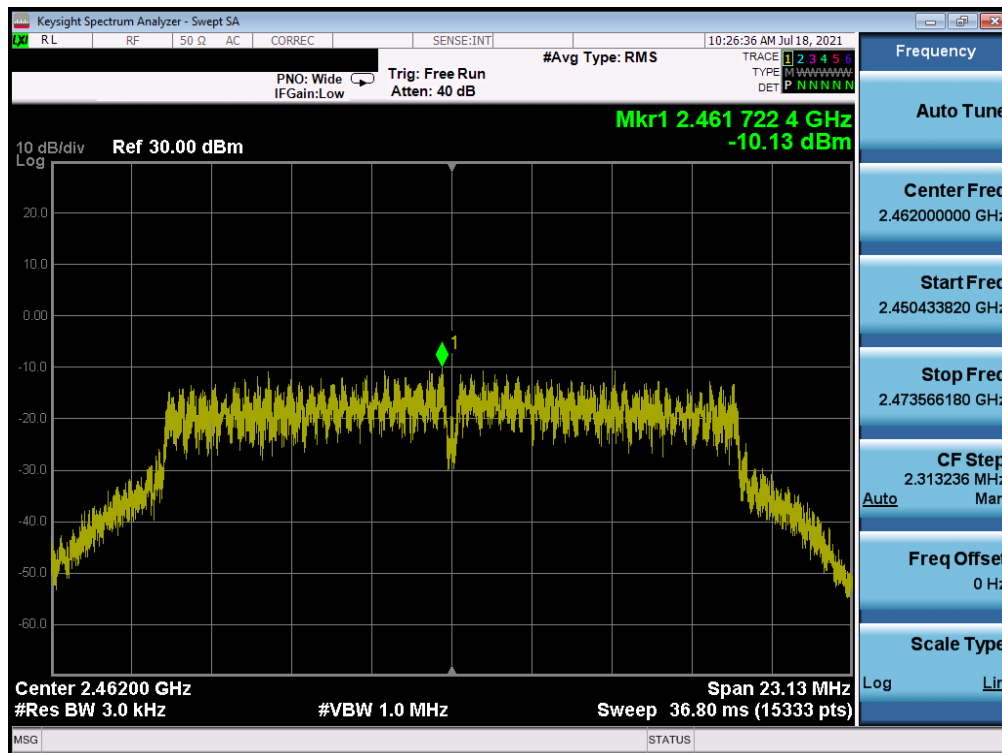


Plot 7-123. Power Spectral Density Plot CDD Antenna WF8 (802.11g – Ch. 6) – 12Mbps

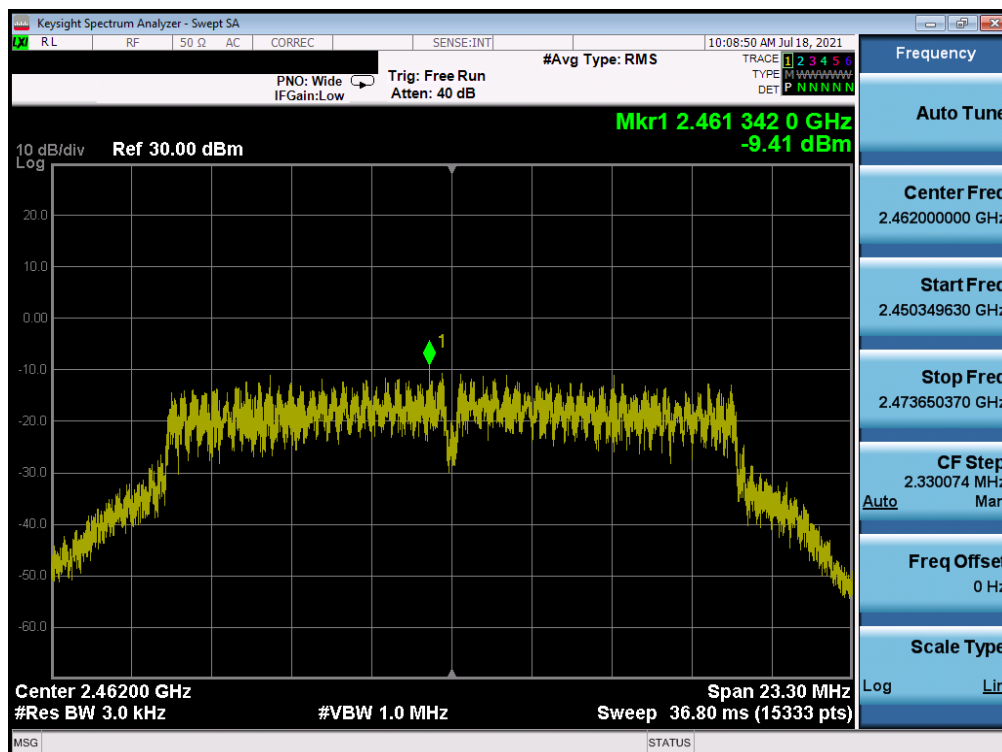


Plot 7-124. Power Spectral Density Plot CDD Antenna WF7 (802.11g – Ch. 6) – 12Mbps

FCC ID: BCGA2567 IC: 579C-A2567	PCTEST Proud to be part of element	MEASUREMENT REPORT (CERTIFICATION)	Approved by: Quality Manager
Test Report S/N: 1C2106080048-01-R1.BCG	Test Dates: 6/2/2021 - 8/11/2021	EUT Type: Tablet Device	Page 106 of 429

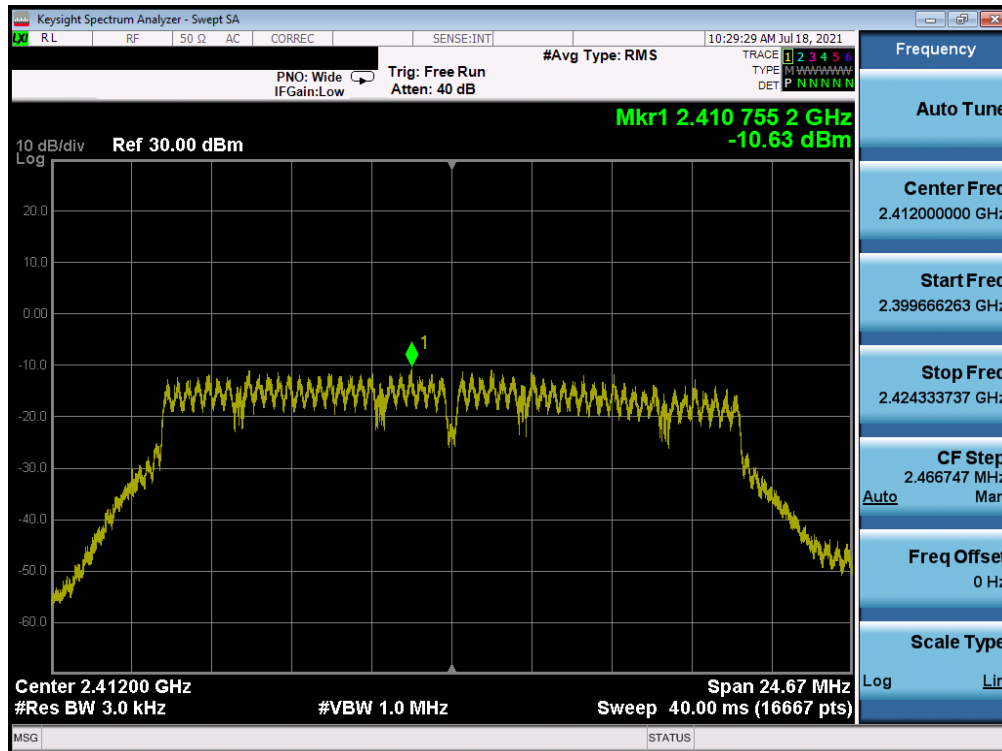


Plot 7-125. Power Spectral Density Plot CDD Antenna WF8 (802.11g – Ch. 11) – 12Mbps

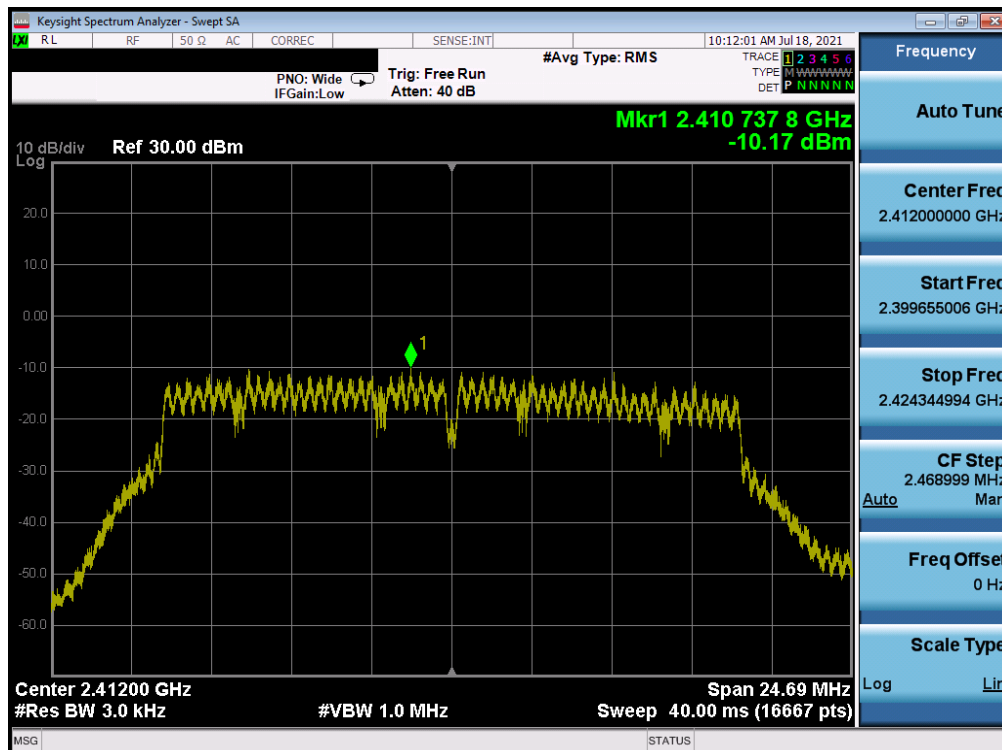


Plot 7-126. Power Spectral Density Plot CDD Antenna WF7 (802.11g – Ch. 11) – 12Mbps

FCC ID: BCGA2567 IC: 579C-A2567	PCTEST Proud to be part of element	MEASUREMENT REPORT (CERTIFICATION)	Approved by: Quality Manager
Test Report S/N: 1C2106080048-01-R1.BCG	Test Dates: 6/2/2021 - 8/11/2021	EUT Type: Tablet Device	Page 107 of 429

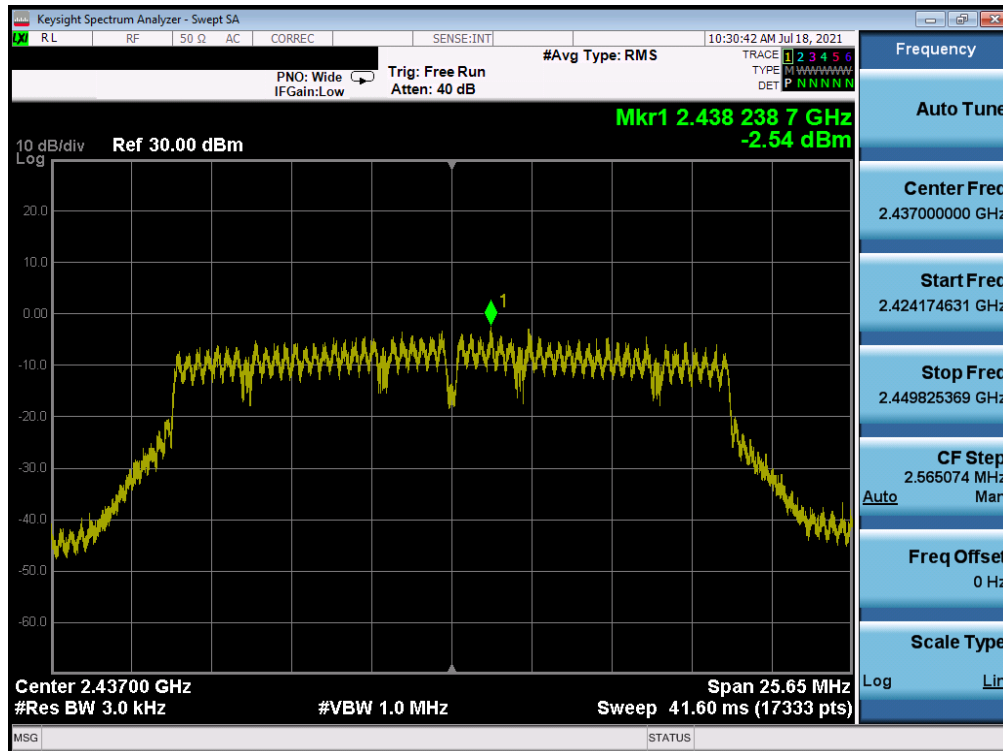


Plot 7-127. Power Spectral Density Plot CDD Antenna WF8 (802.11n (2.4GHz) – Ch. 1) – MCS8

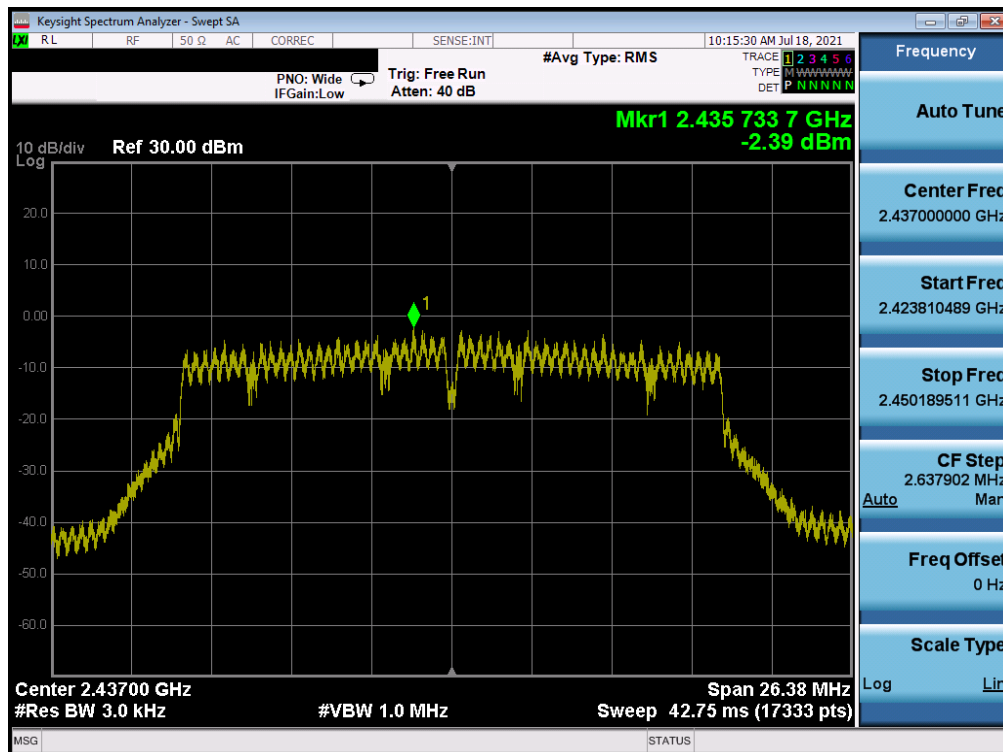


Plot 7-128. Power Spectral Density Plot CDD Antenna WF7 (802.11n (2.4GHz) – Ch. 1) – MCS8

FCC ID: BCGA2567 IC: 579C-A2567	PCTEST Proud to be part of element	MEASUREMENT REPORT (CERTIFICATION)	Approved by: Quality Manager
Test Report S/N: 1C2106080048-01-R1.BCG	Test Dates: 6/2/2021 - 8/11/2021	EUT Type: Tablet Device	Page 108 of 429

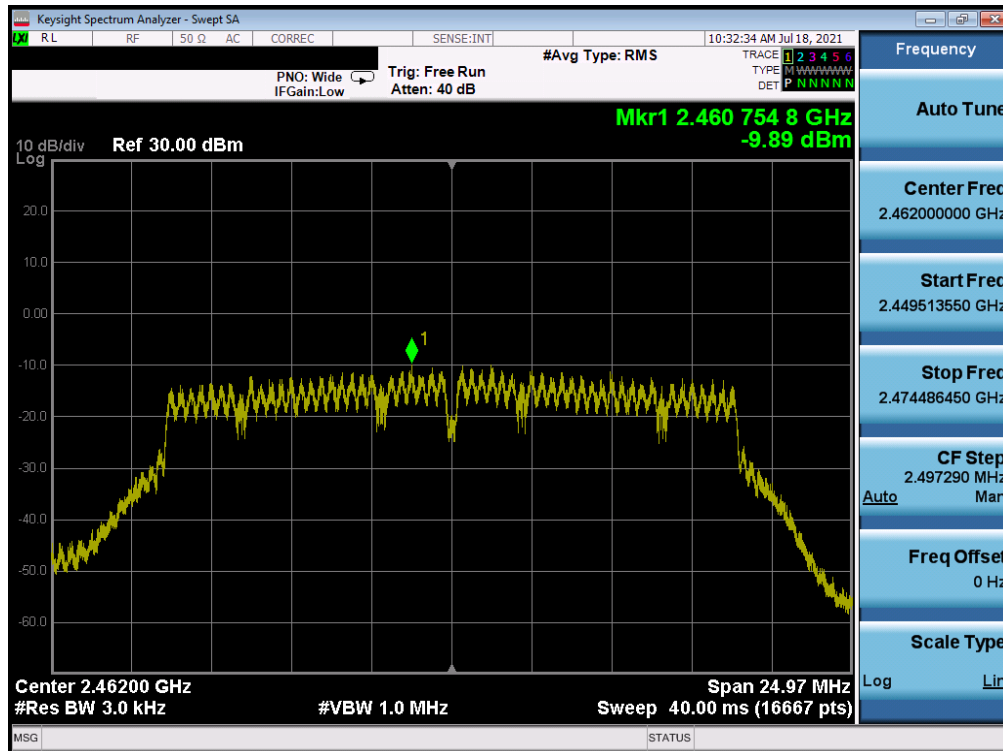


Plot 7-129. Power Spectral Density Plot CDD Antenna WF8 (802.11n (2.4GHz) – Ch. 6) – MCS8

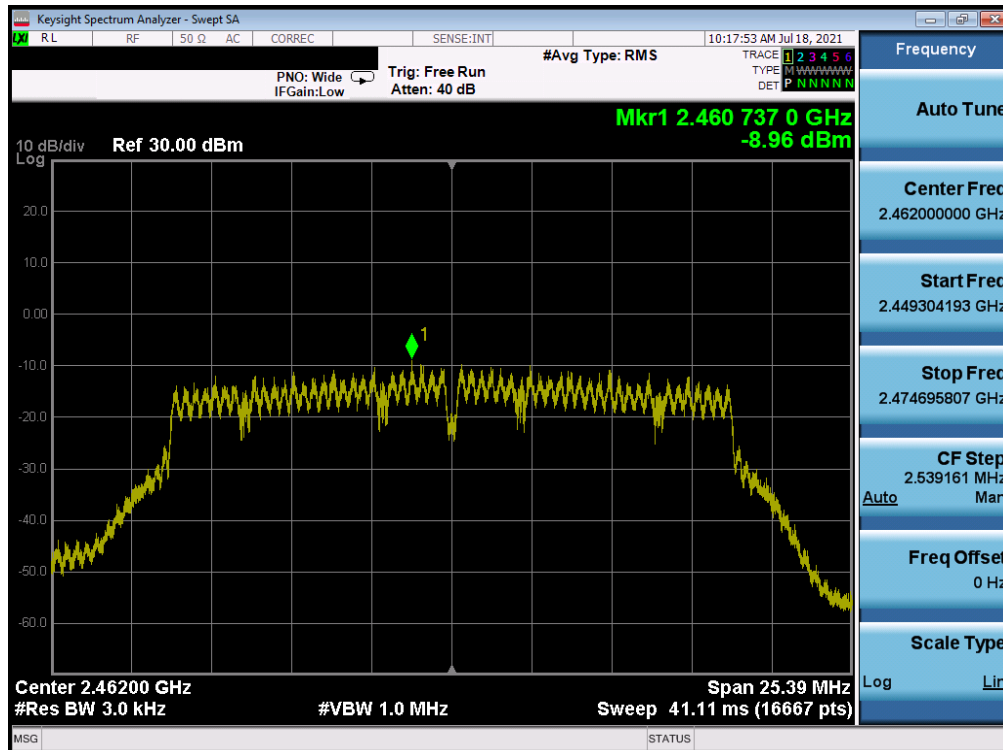


Plot 7-130. Power Spectral Density Plot CDD Antenna WF7 (802.11n (2.4GHz) – Ch. 6) – MCS8

FCC ID: BCGA2567 IC: 579C-A2567	PCTEST Proud to be part of element	MEASUREMENT REPORT (CERTIFICATION)	Approved by: Quality Manager
Test Report S/N: 1C2106080048-01-R1.BCG	Test Dates: 6/2/2021 - 8/11/2021	EUT Type: Tablet Device	Page 109 of 429

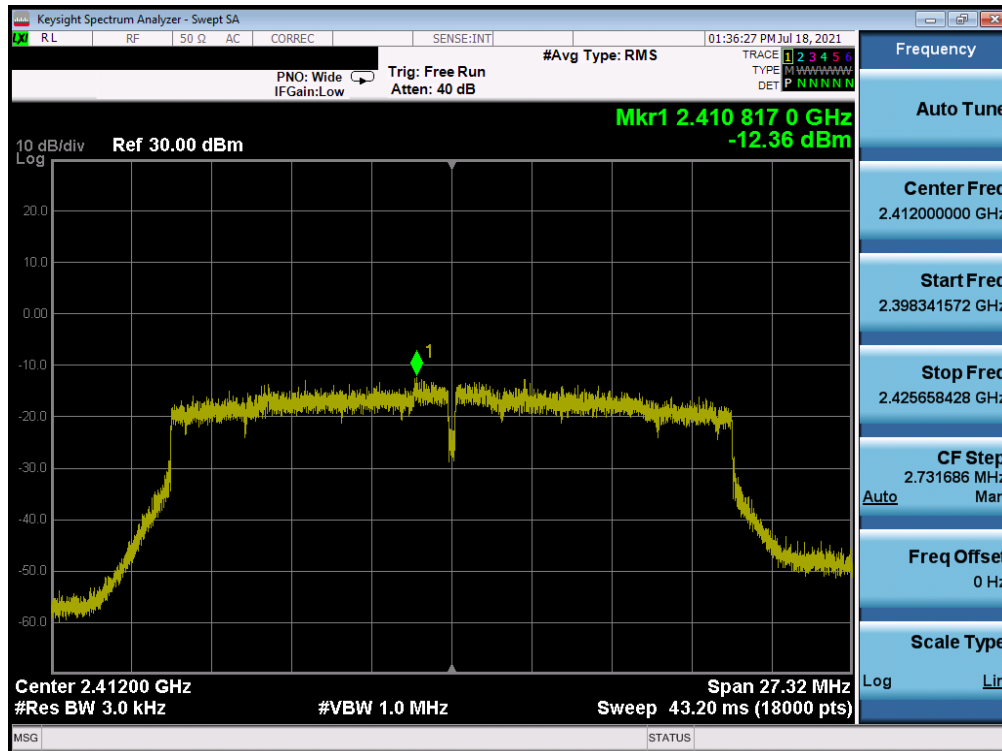


Plot 7-131. Power Spectral Density Plot CDD Antenna WF8 (802.11n (2.4GHz) – Ch. 11) – MCS8

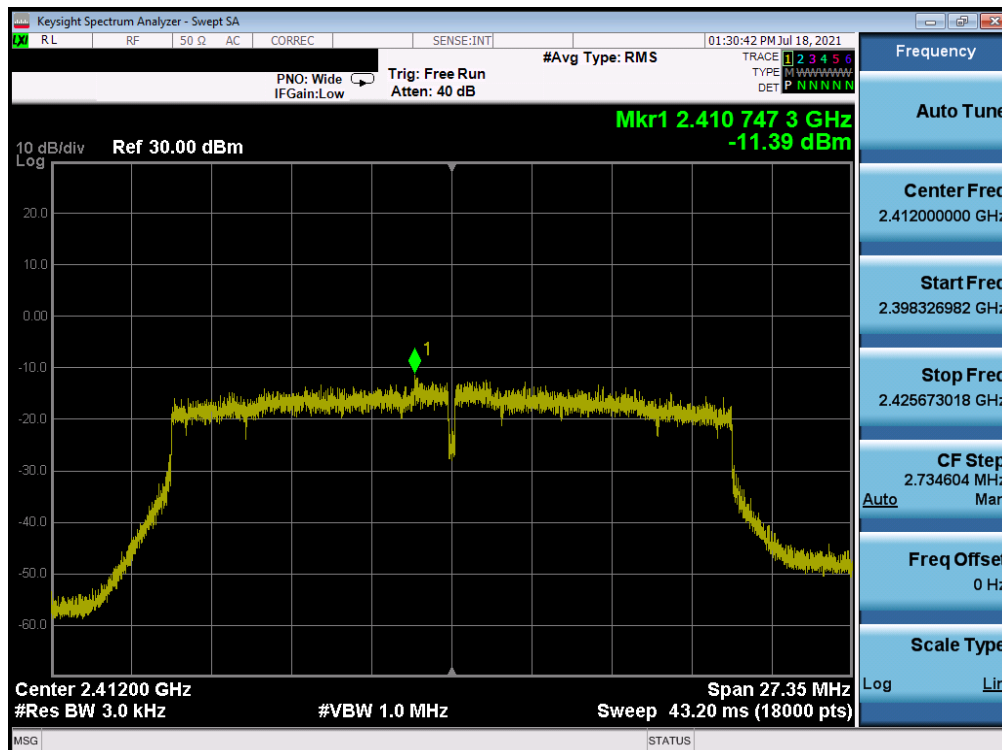


Plot 7-132. Power Spectral Density Plot CDD Antenna WF7 (802.11n (2.4GHz) – Ch. 11) – MCS8

FCC ID: BCGA2567 IC: 579C-A2567	PCTEST Proud to be part of element	MEASUREMENT REPORT (CERTIFICATION)	Approved by: Quality Manager
Test Report S/N: 1C2106080048-01-R1.BCG	Test Dates: 6/2/2021 - 8/11/2021	EUT Type: Tablet Device	Page 110 of 429

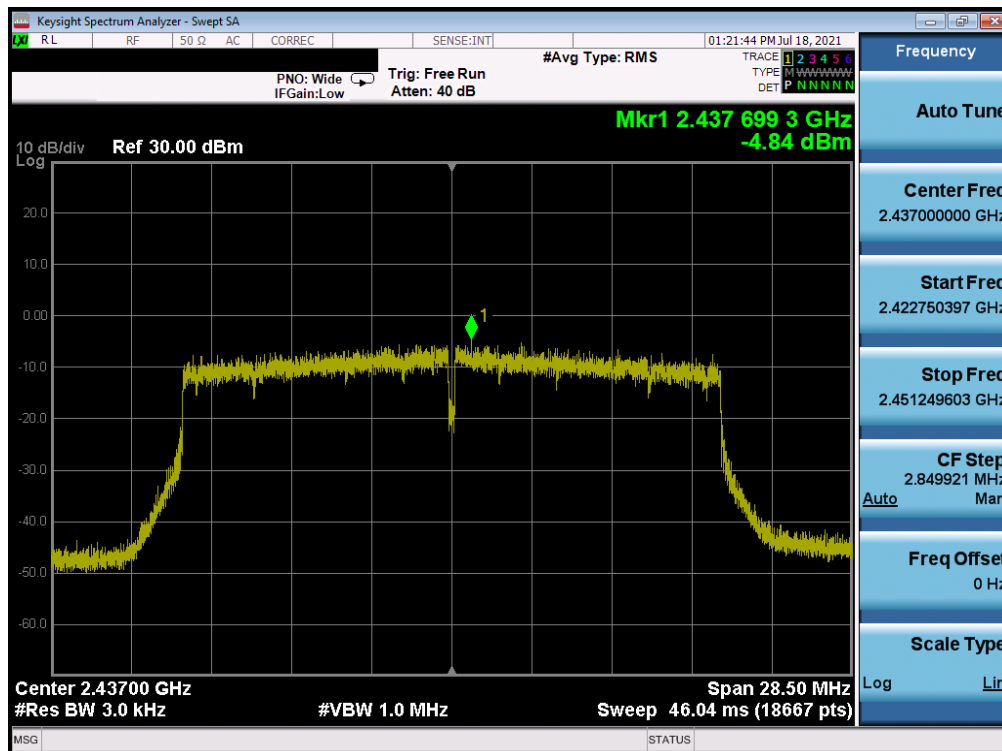


Plot 7-133. Power Spectral Density Plot CDD Antenna WF8 (802.11ax (SU - 2.4GHz) – Ch. 1) – MCS2

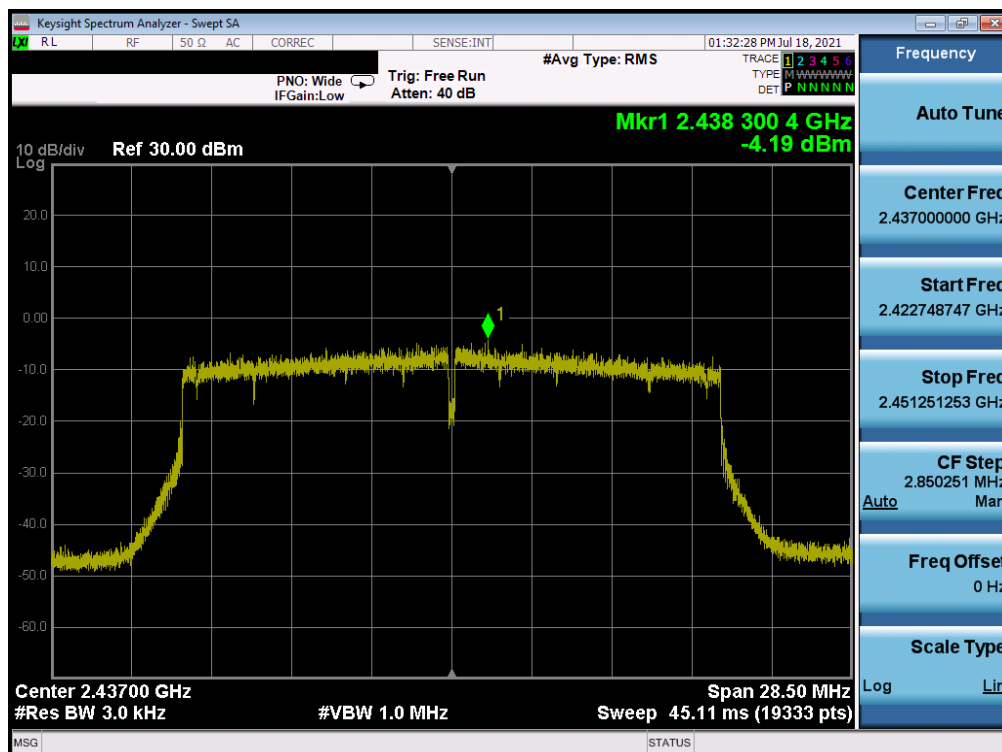


Plot 7-134. Power Spectral Density Plot CDD Antenna WF7 (802.11ax (SU - 2.4GHz) – Ch. 1) – MCS2

FCC ID: BCGA2567 IC: 579C-A2567	PCTEST Proud to be part of element	MEASUREMENT REPORT (CERTIFICATION)	Approved by: Quality Manager
Test Report S/N: 1C2106080048-01-R1.BCG	Test Dates: 6/2/2021 - 8/11/2021	EUT Type: Tablet Device	Page 111 of 429

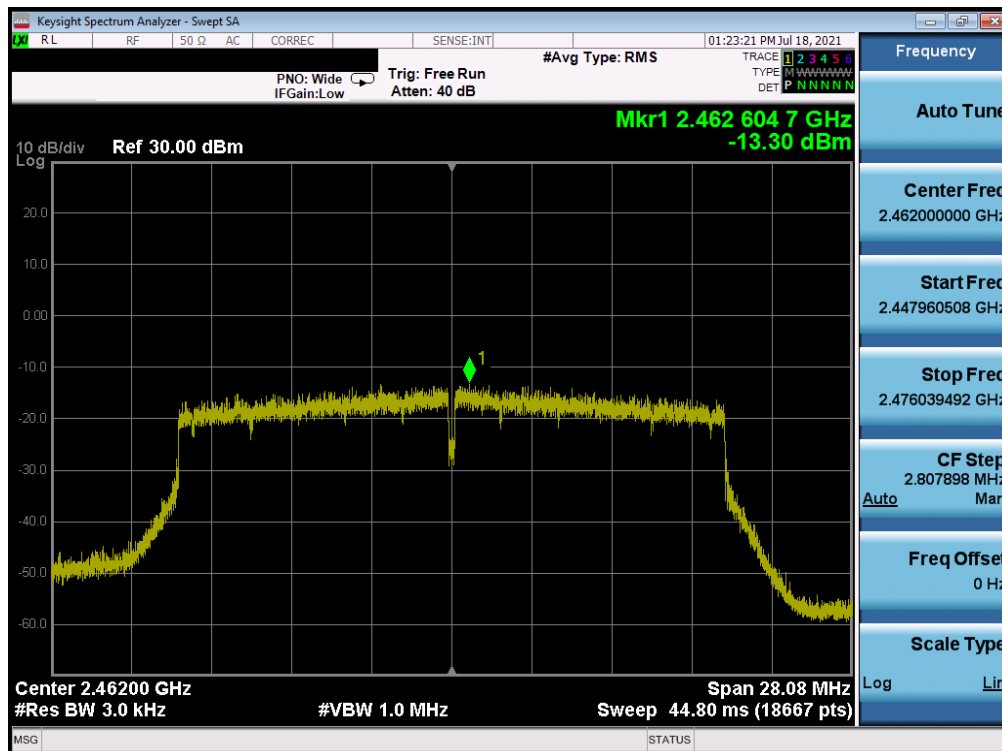


Plot 7-135. Power Spectral Density Plot CDD Antenna WF8 (802.11ax (SU - 2.4GHz) – Ch. 6) – MCS2

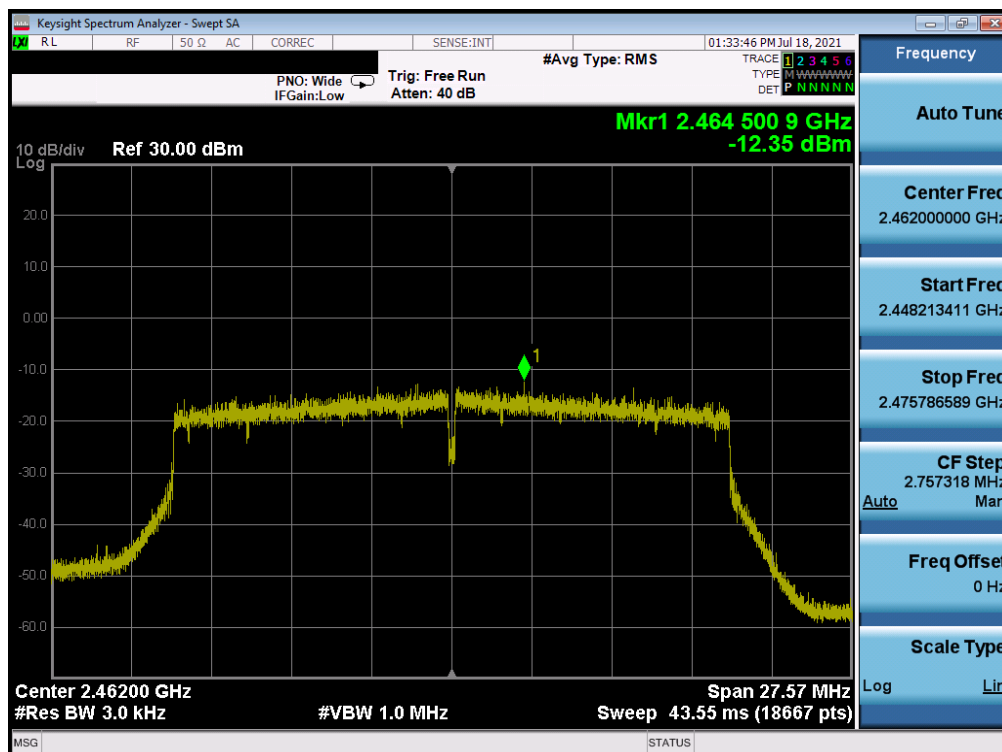


Plot 7-136. Power Spectral Density Plot CDD Antenna WF7 (802.11ax (SU - 2.4GHz) – Ch. 6) – MCS2

FCC ID: BCGA2567 IC: 579C-A2567	PCTEST Proud to be part of element	MEASUREMENT REPORT (CERTIFICATION)	Approved by: Quality Manager
Test Report S/N: 1C2106080048-01-R1.BCG	Test Dates: 6/2/2021 - 8/11/2021	EUT Type: Tablet Device	Page 112 of 429



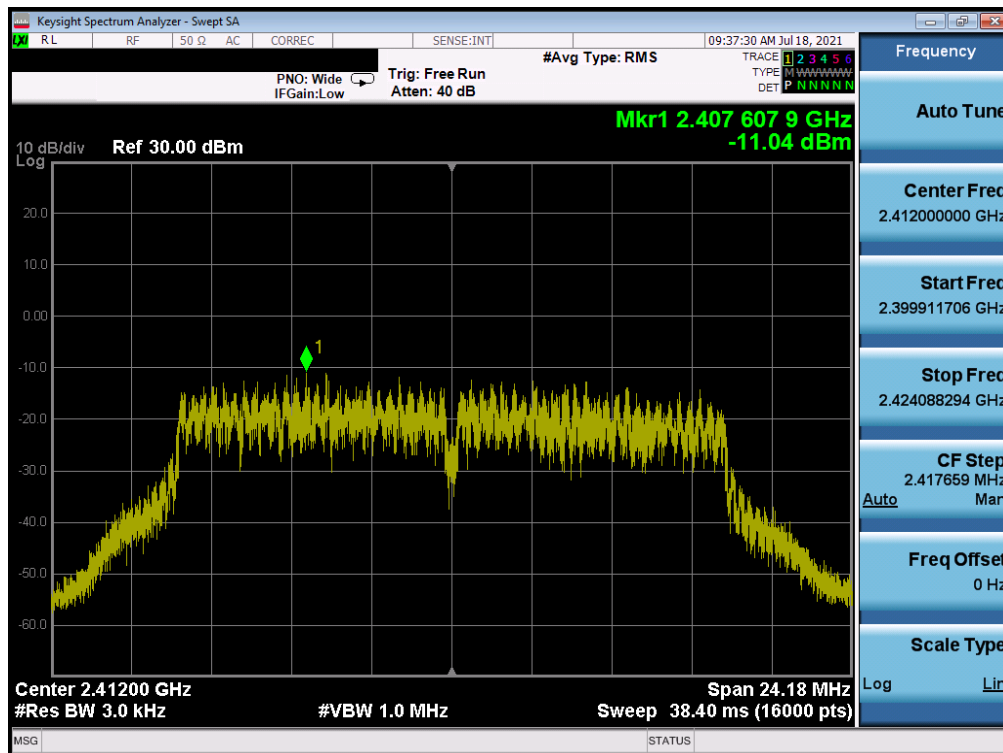
Plot 7-137. Power Spectral Density Plot CDD Antenna WF8 (802.11ax (SU - 2.4GHz) – Ch. 11) – MCS2



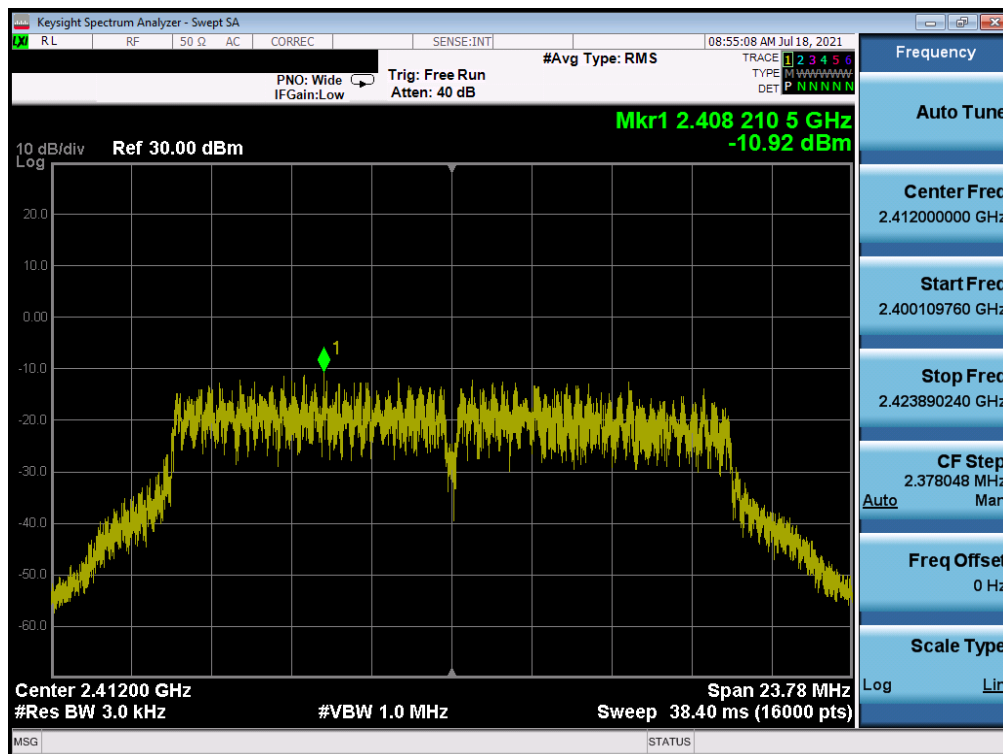
Plot 7-138. Power Spectral Density Plot CDD Antenna WF7 (802.11ax (SU - 2.4GHz) – Ch. 11) – MCS2

FCC ID: BCGA2567 IC: 579C-A2567	PCTEST Proud to be part of element	MEASUREMENT REPORT (CERTIFICATION)	Approved by: Quality Manager
Test Report S/N: 1C2106080048-01-R1.BCG	Test Dates: 6/2/2021 - 8/11/2021	EUT Type: Tablet Device	Page 113 of 429

Mid Data Rate

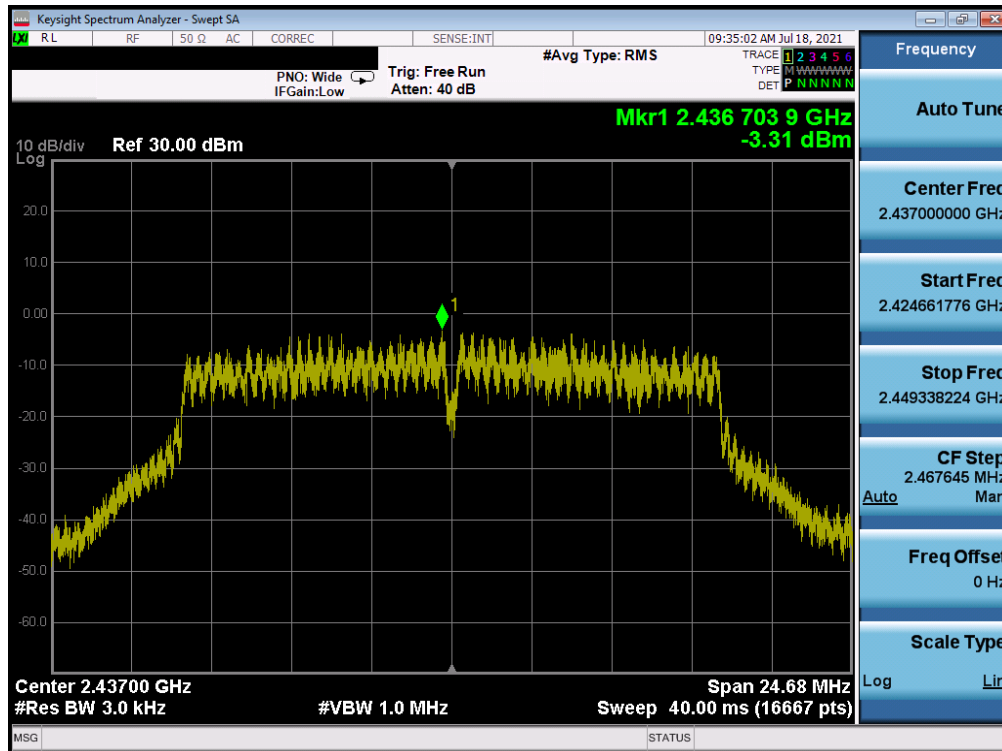


Plot 7-139. Power Spectral Density Plot CDD Antenna WF8 (802.11g – Ch. 1) – 24Mbps

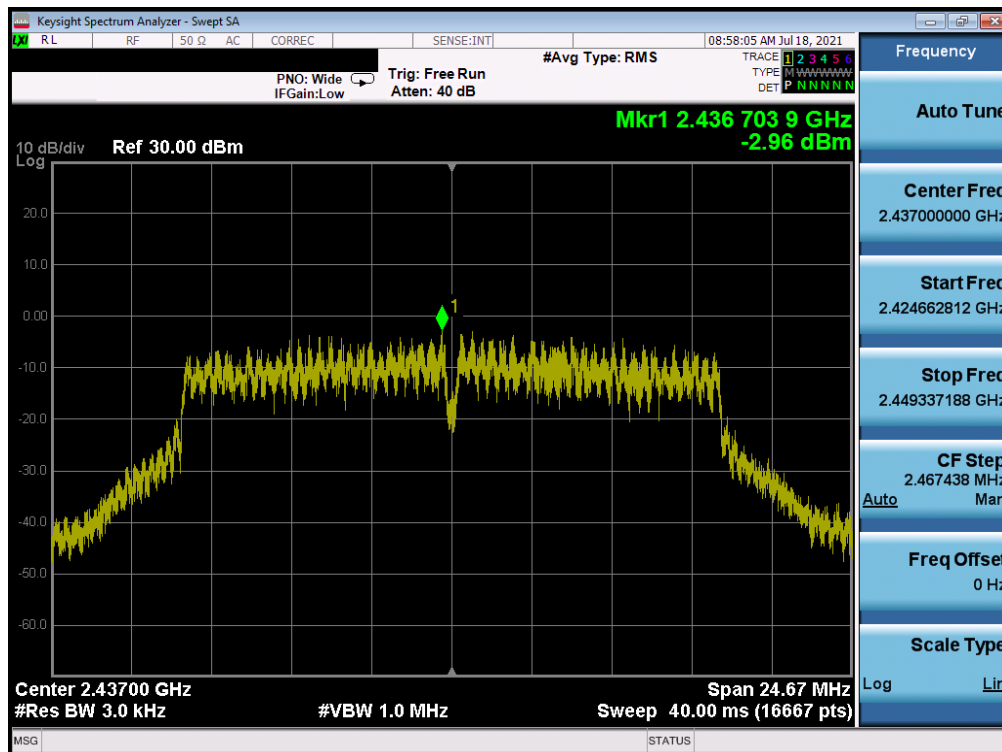


Plot 7-140. Power Spectral Density Plot CDD Antenna WF7 (802.11g – Ch. 1) – 24Mbps

FCC ID: BCGA2567 IC: 579C-A2567	PCTEST Proud to be part of element	MEASUREMENT REPORT (CERTIFICATION)	Approved by: Quality Manager
Test Report S/N: 1C2106080048-01-R1.BCG	Test Dates: 6/2/2021 - 8/11/2021	EUT Type: Tablet Device	Page 114 of 429

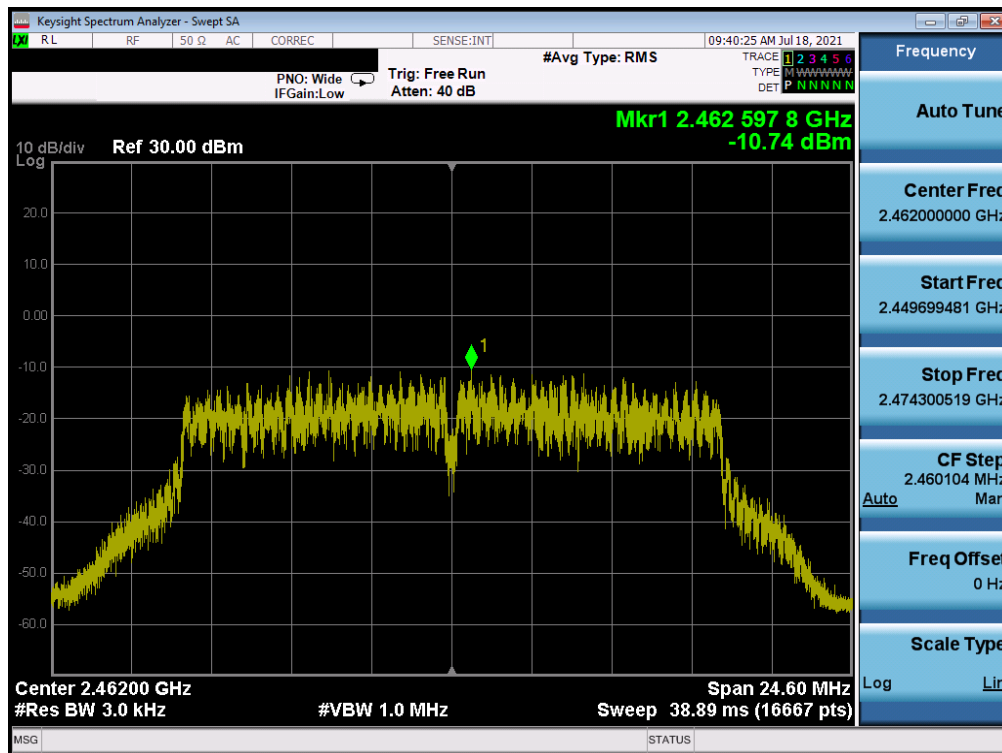


Plot 7-141. Power Spectral Density Plot CDD Antenna WF8 (802.11g – Ch. 6) – 24Mbps

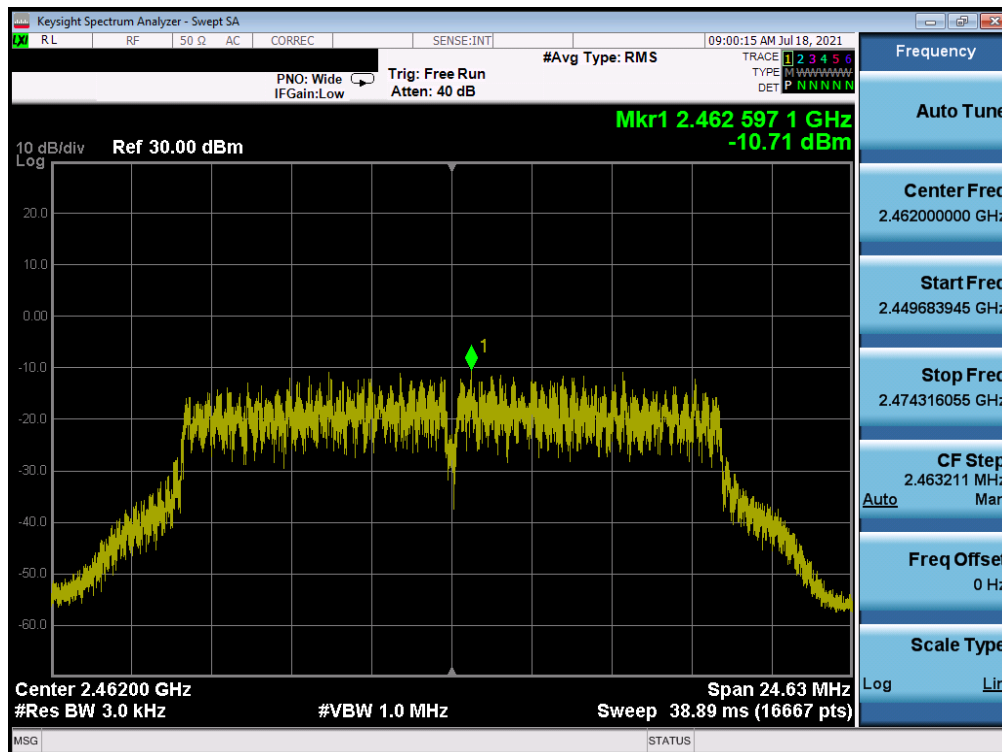


Plot 7-142. Power Spectral Density Plot CDD Antenna WF7 (802.11g – Ch. 6) – 24Mbps

FCC ID: BCGA2567 IC: 579C-A2567	PCTEST Proud to be part of element	MEASUREMENT REPORT (CERTIFICATION)	Approved by: Quality Manager
Test Report S/N: 1C2106080048-01-R1.BCG	Test Dates: 6/2/2021 - 8/11/2021	EUT Type: Tablet Device	Page 115 of 429

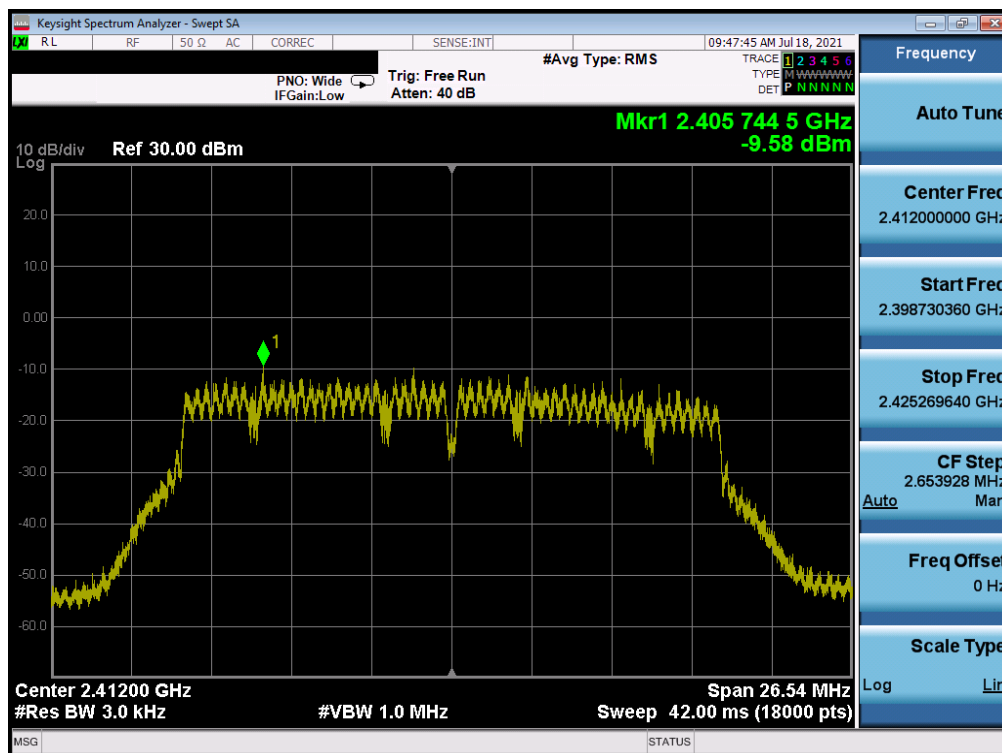


Plot 7-143. Power Spectral Density Plot CDD Antenna WF8 (802.11g – Ch. 11) – 24Mbps

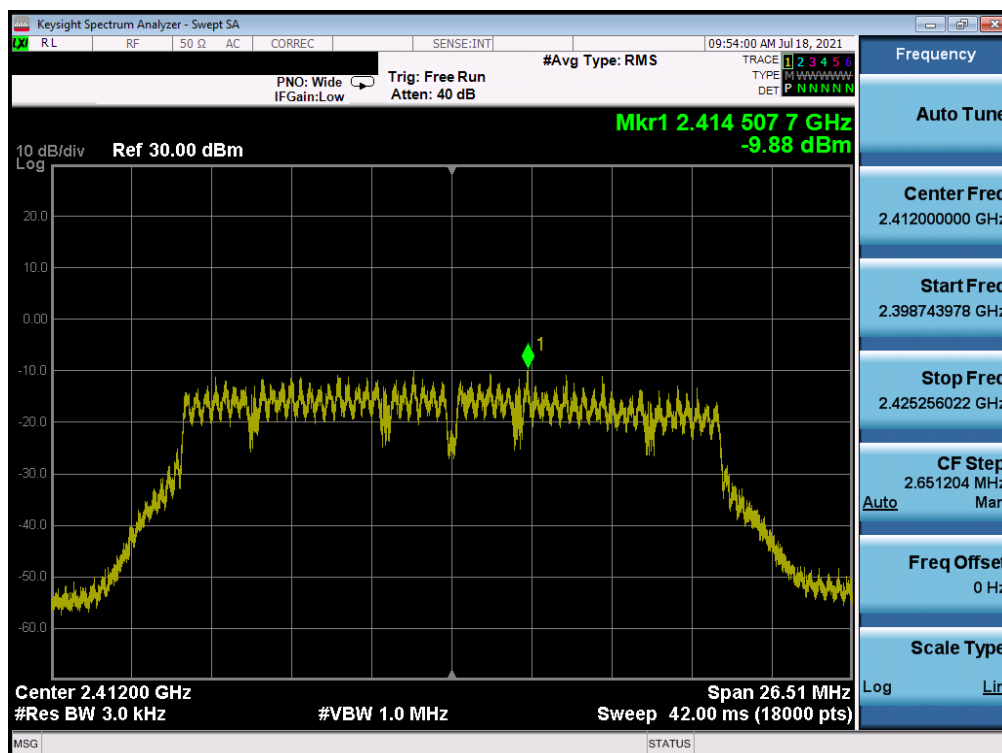


Plot 7-144. Power Spectral Density Plot CDD Antenna WF7 (802.11g – Ch. 11) – 24Mbps

FCC ID: BCGA2567 IC: 579C-A2567	PCTEST Proud to be part of element	MEASUREMENT REPORT (CERTIFICATION)	Approved by: Quality Manager
Test Report S/N: 1C2106080048-01-R1.BCG	Test Dates: 6/2/2021 - 8/11/2021	EUT Type: Tablet Device	Page 116 of 429

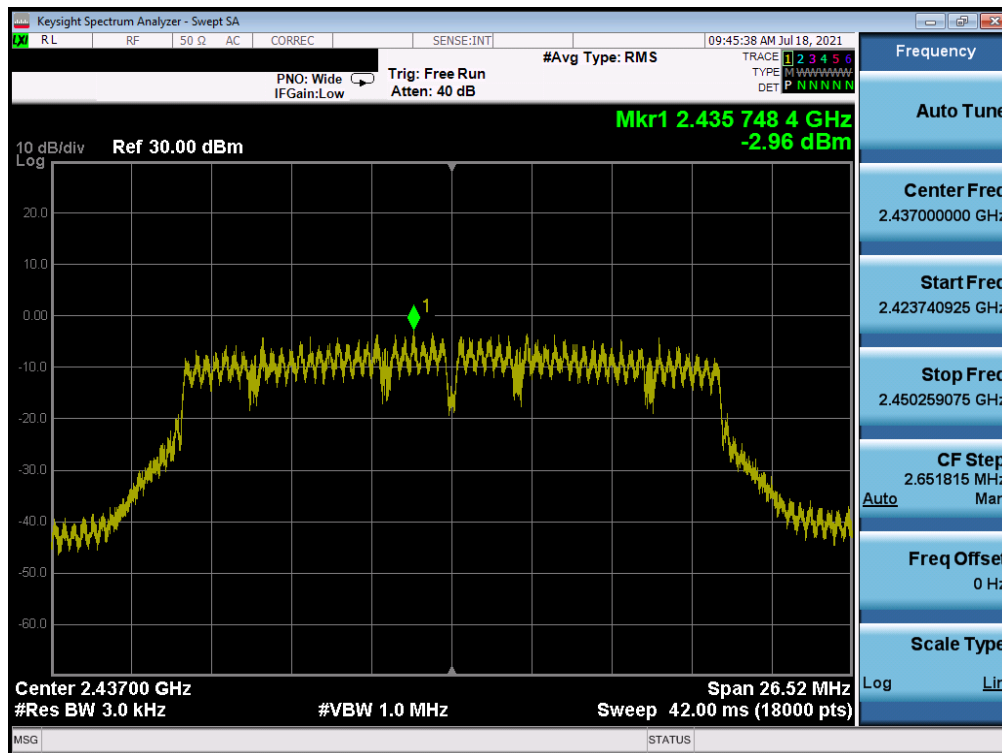


Plot 7-145. Power Spectral Density Plot CDD Antenna WF8 (802.11n (2.4GHz) – Ch. 1) – MCS11

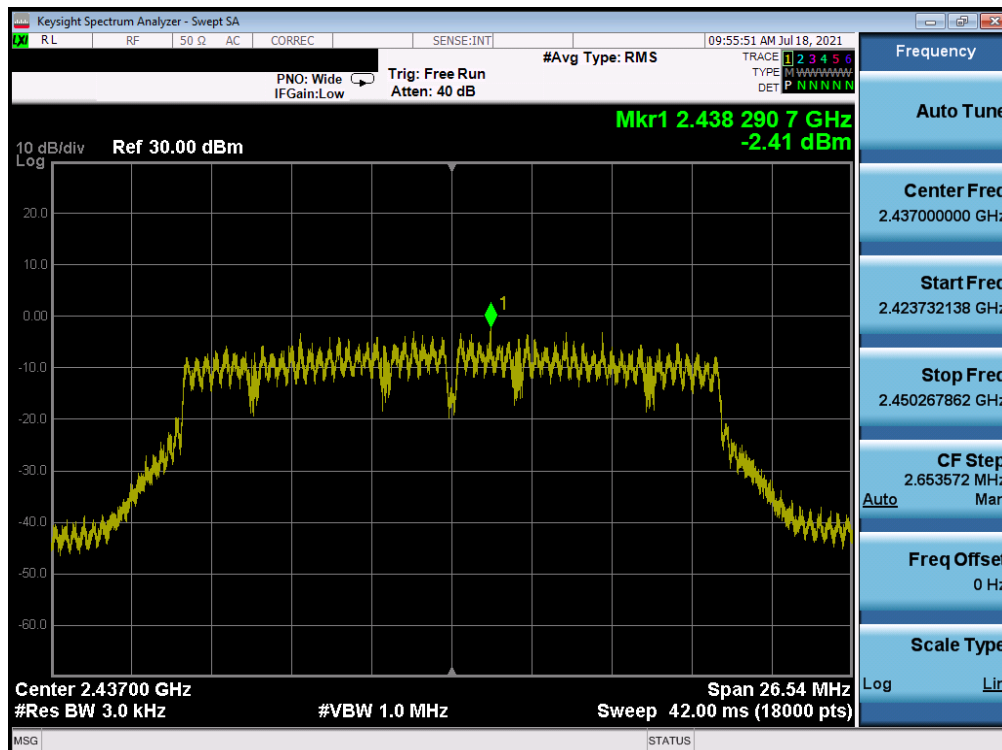


Plot 7-146. Power Spectral Density Plot CDD Antenna WF7 (802.11n (2.4GHz) – Ch. 1) – MC11

FCC ID: BCGA2567 IC: 579C-A2567	PCTEST Proud to be part of element	MEASUREMENT REPORT (CERTIFICATION)	Approved by: Quality Manager
Test Report S/N: 1C2106080048-01-R1.BCG	Test Dates: 6/2/2021 - 8/11/2021	EUT Type: Tablet Device	Page 117 of 429

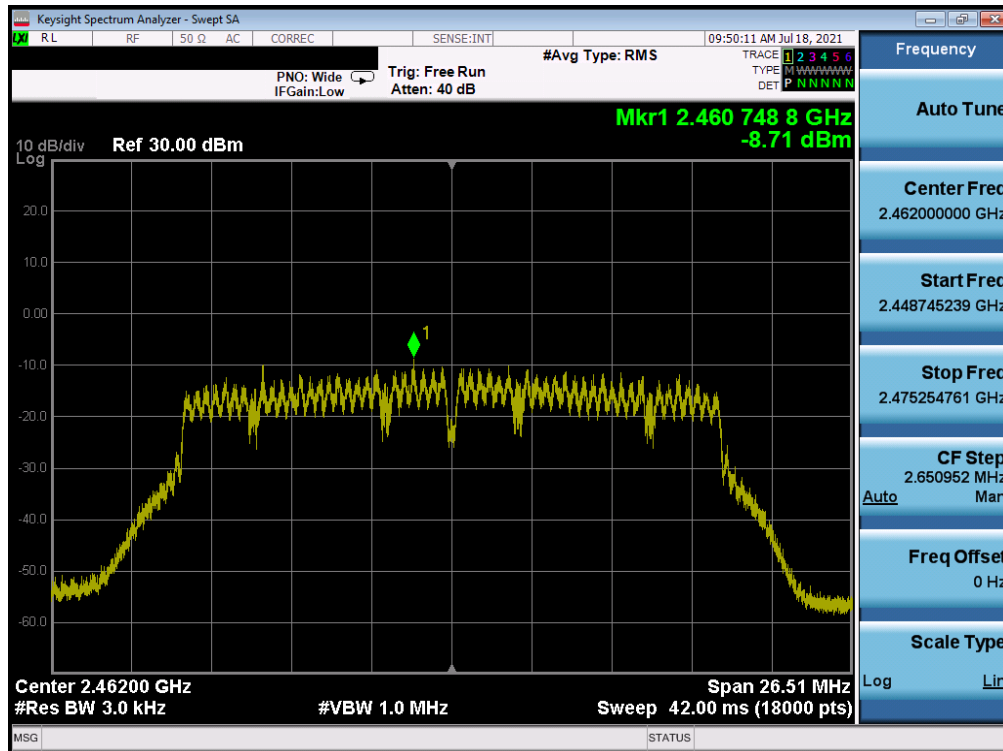


Plot 7-147. Power Spectral Density Plot CDD Antenna WF8 (802.11n (2.4GHz) – Ch. 6) – MCS11

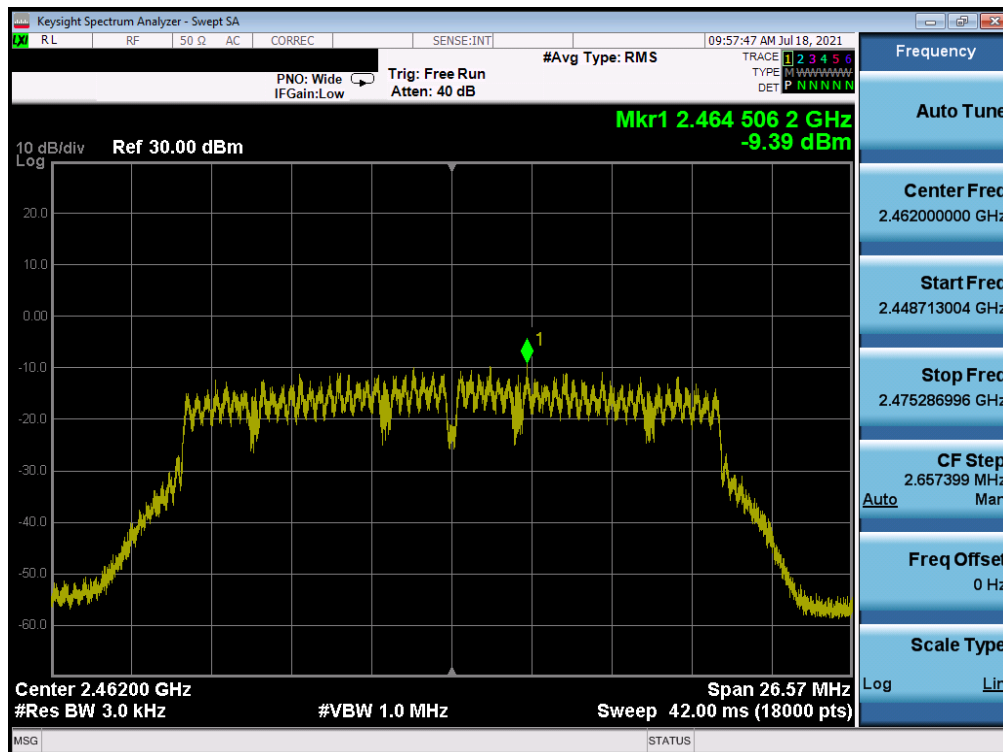


Plot 7-148. Power Spectral Density Plot CDD Antenna WF7 (802.11n (2.4GHz) – Ch. 6) – MCS11

FCC ID: BCGA2567 IC: 579C-A2567	PCTEST Proud to be part of element	MEASUREMENT REPORT (CERTIFICATION)	Approved by: Quality Manager
Test Report S/N: 1C2106080048-01-R1.BCG	Test Dates: 6/2/2021 - 8/11/2021	EUT Type: Tablet Device	Page 118 of 429

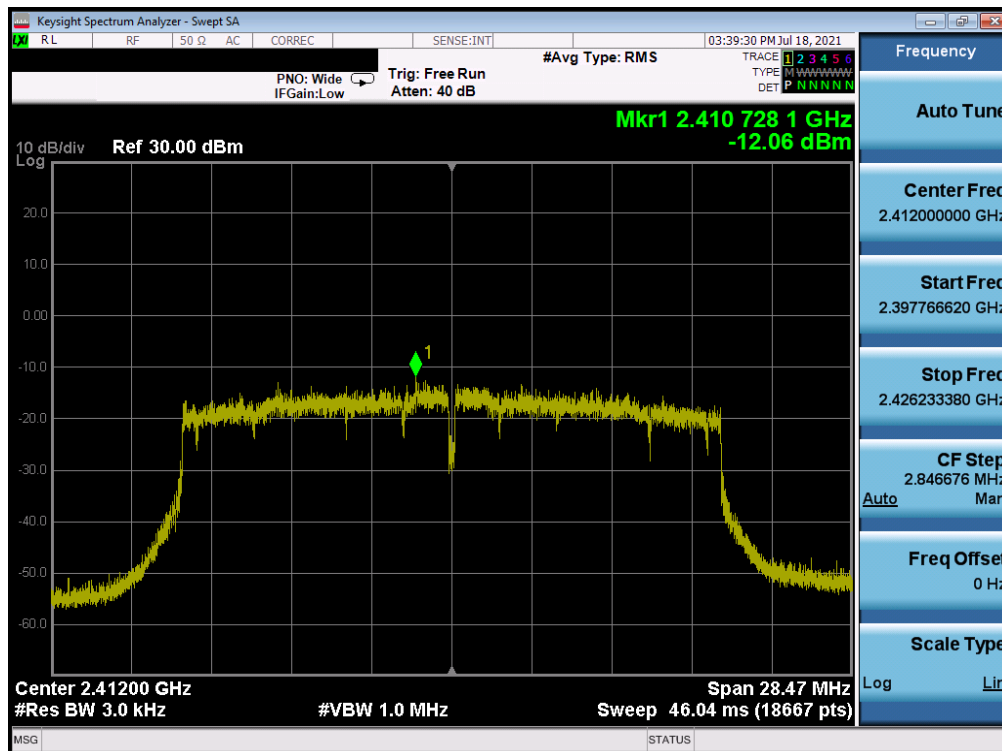


Plot 7-149. Power Spectral Density Plot CDD Antenna WF8 (802.11n (2.4GHz) – Ch. 11) – MCS11

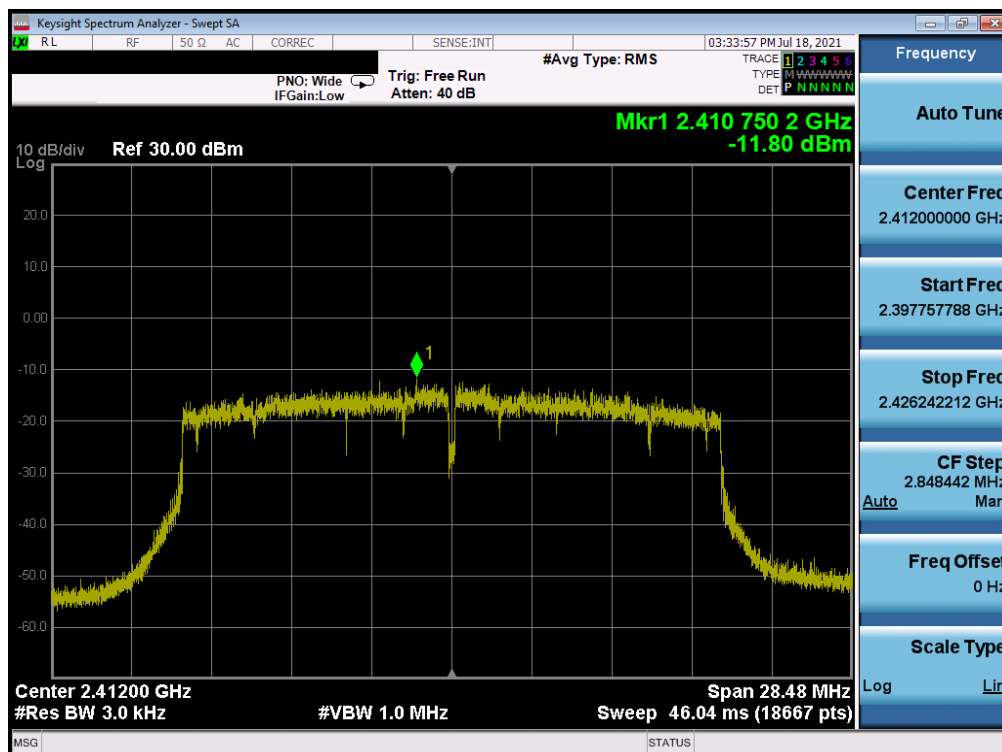


Plot 7-150. Power Spectral Density Plot CDD Antenna WF7 (802.11n (2.4GHz) – Ch. 11) – MCS11

FCC ID: BCGA2567 IC: 579C-A2567	PCTEST Proud to be part of element	MEASUREMENT REPORT (CERTIFICATION)	Approved by: Quality Manager
Test Report S/N: 1C2106080048-01-R1.BCG	Test Dates: 6/2/2021 - 8/11/2021	EUT Type: Tablet Device	Page 119 of 429

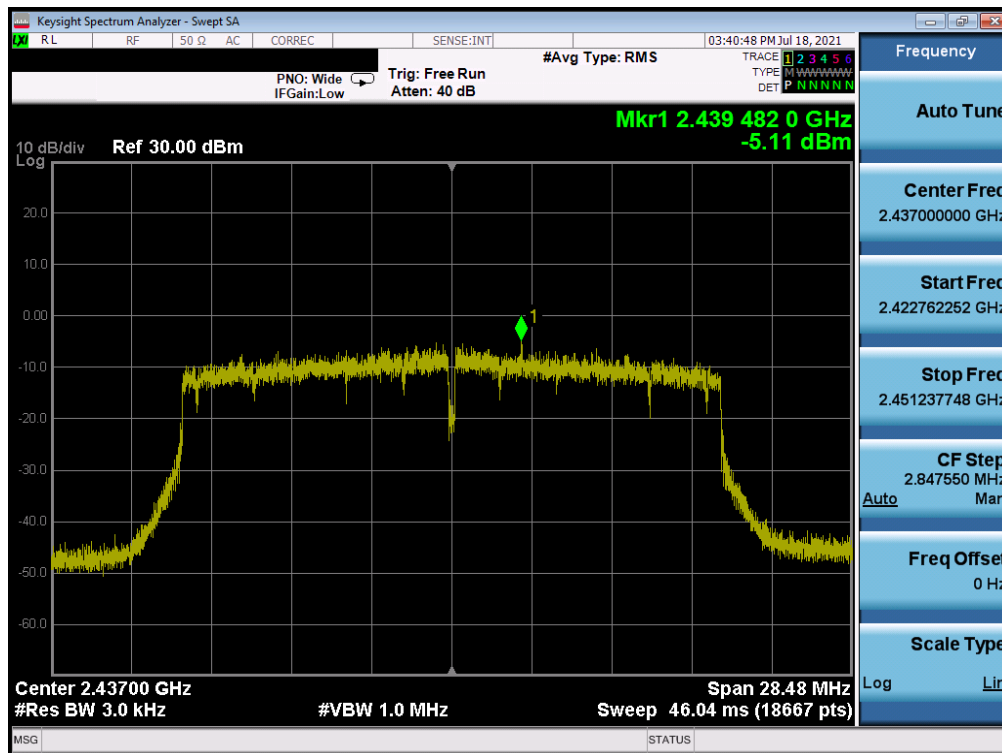


Plot 7-151. Power Spectral Density Plot CDD Antenna WF8 (802.11ax (SU - 2.4GHz) – Ch. 1) – MCS4

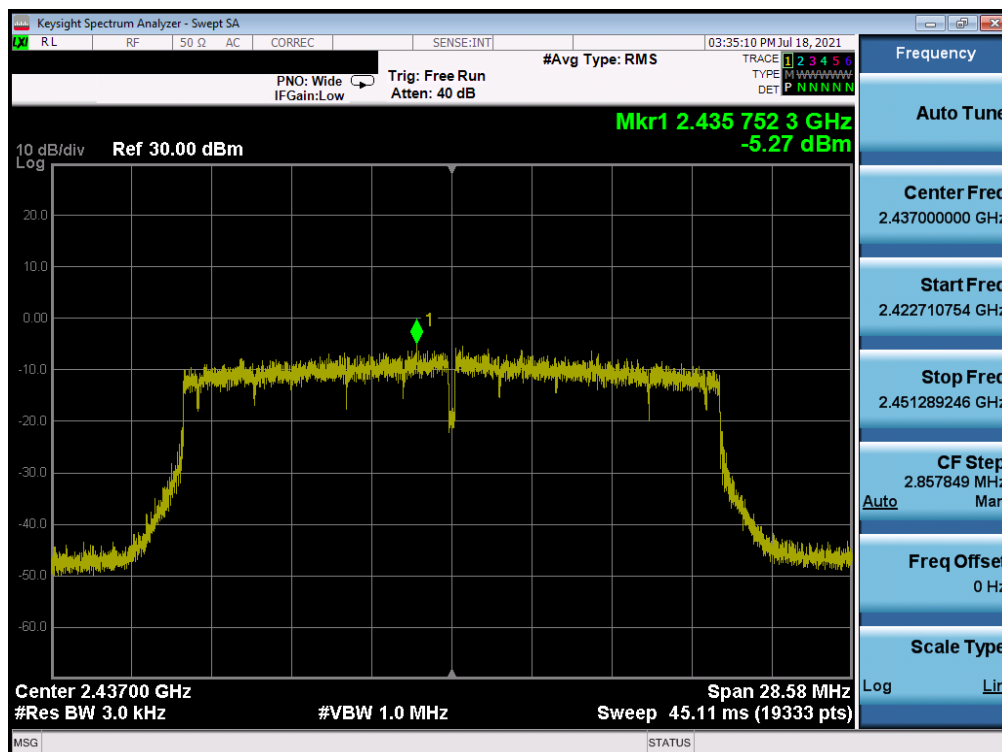


Plot 7-152. Power Spectral Density Plot CDD Antenna WF7 (802.11ax (SU - 2.4GHz) – Ch. 1) – MCS4

FCC ID: BCGA2567 IC: 579C-A2567	PCTEST Proud to be part of element	MEASUREMENT REPORT (CERTIFICATION)	Approved by: Quality Manager
Test Report S/N: 1C2106080048-01-R1.BCG	Test Dates: 6/2/2021 - 8/11/2021	EUT Type: Tablet Device	Page 120 of 429

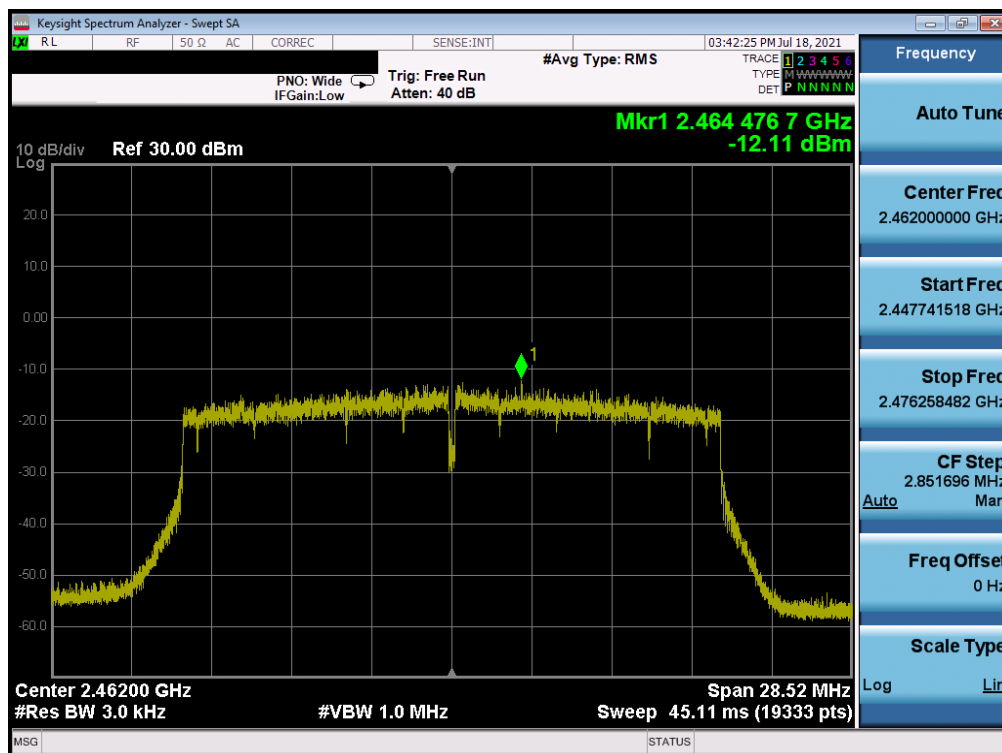


Plot 7-153. Power Spectral Density Plot CDD Antenna WF8 (802.11ax (SU - 2.4GHz) – Ch. 6) – MCS4

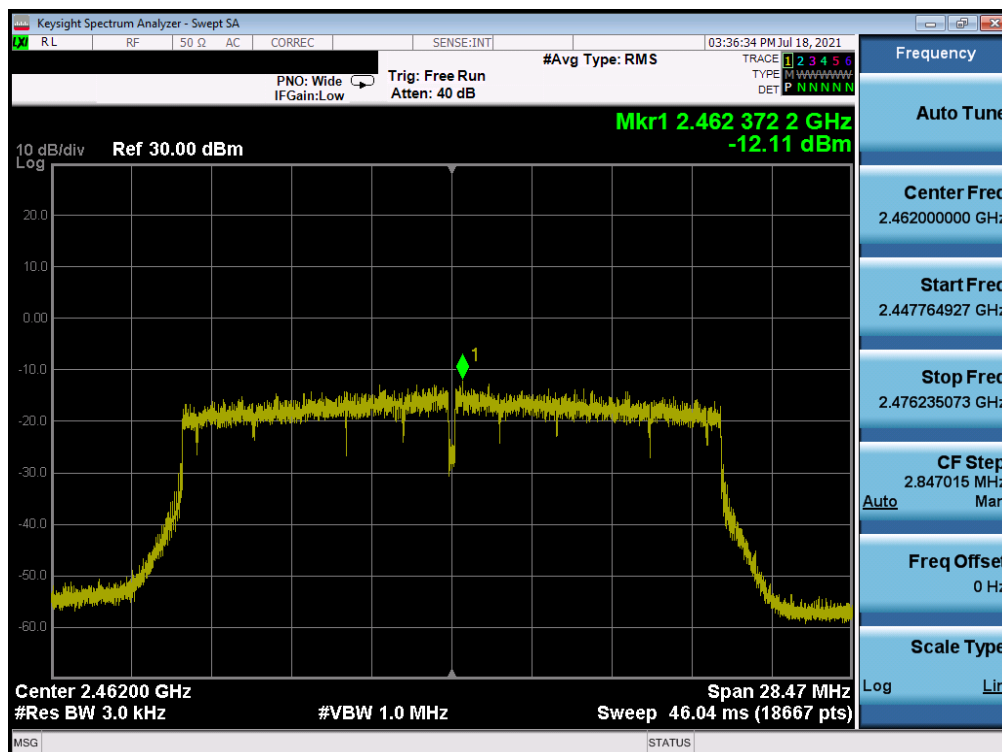


Plot 7-154. Power Spectral Density Plot CDD Antenna WF7 (802.11ax (SU - 2.4GHz) – Ch. 6) – MCS4

FCC ID: BCGA2567 IC: 579C-A2567	PCTEST Proud to be part of element	MEASUREMENT REPORT (CERTIFICATION)	Approved by: Quality Manager
Test Report S/N: 1C2106080048-01-R1.BCG	Test Dates: 6/2/2021 - 8/11/2021	EUT Type: Tablet Device	Page 121 of 429



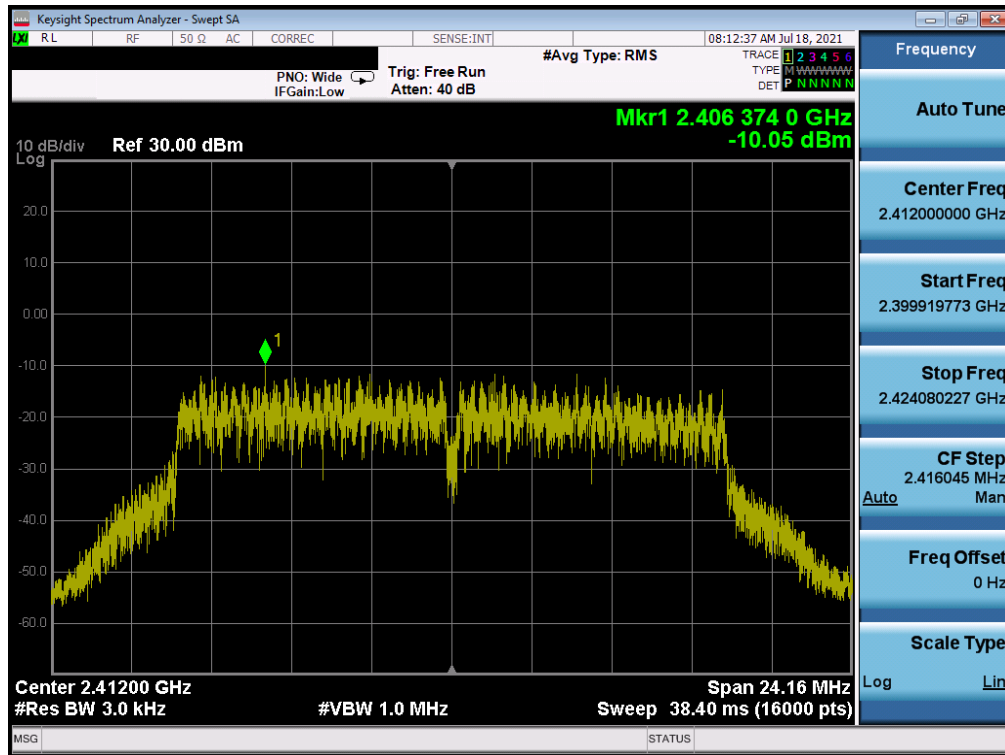
Plot 7-155. Power Spectral Density Plot CDD Antenna WF8 (802.11ax (SU - 2.4GHz) – Ch. 11) – MCS4



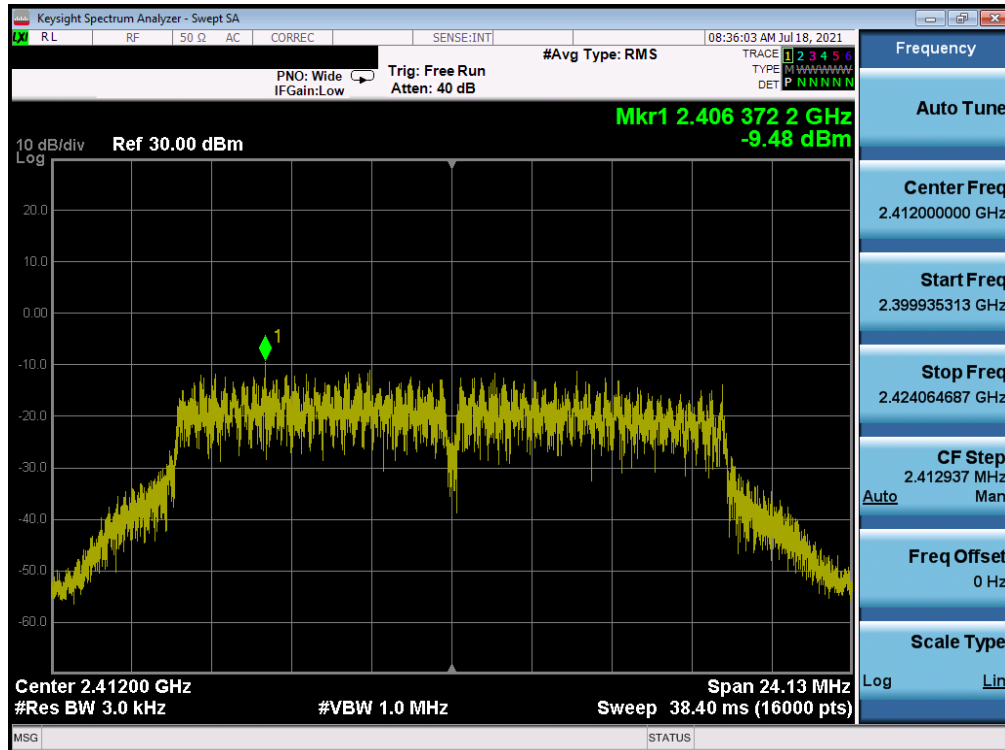
Plot 7-156. Power Spectral Density Plot CDD Antenna WF7 (802.11ax (SU - 2.4GHz) – Ch. 11) – MCS4

FCC ID: BCGA2567 IC: 579C-A2567	PCTEST Proud to be part of element	MEASUREMENT REPORT (CERTIFICATION)	Approved by: Quality Manager
Test Report S/N: 1C2106080048-01-R1.BCG	Test Dates: 6/2/2021 - 8/11/2021	EUT Type: Tablet Device	Page 122 of 429

High Data Rate

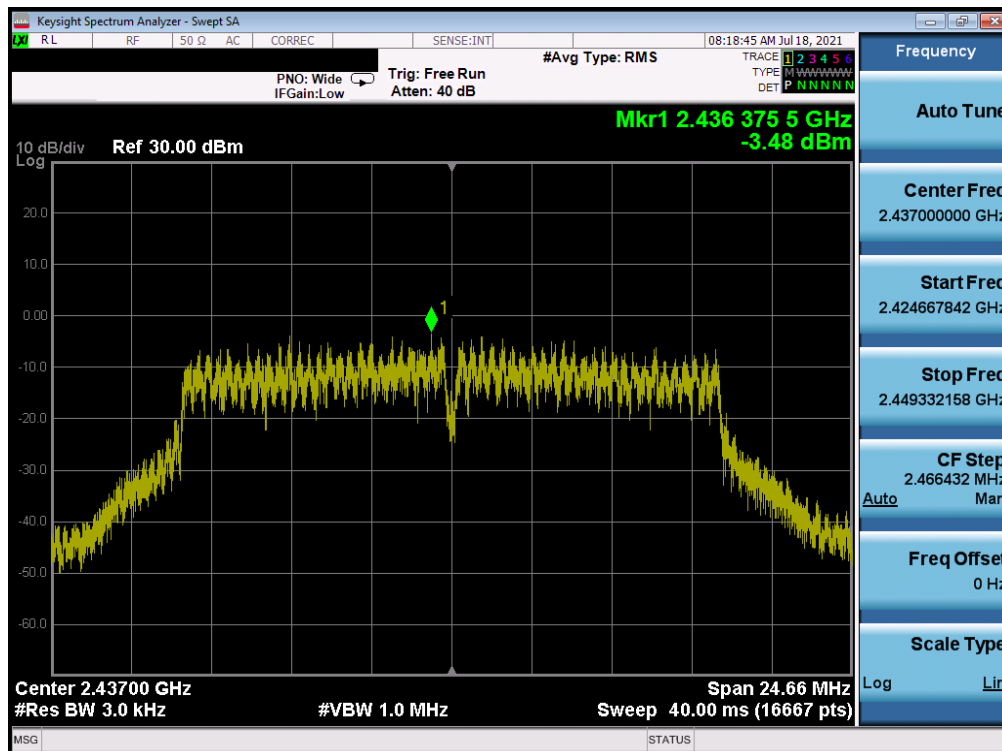


Plot 7-157. Power Spectral Density Plot CDD Antenna WF8 (802.11g – Ch. 1) – 36Mbps

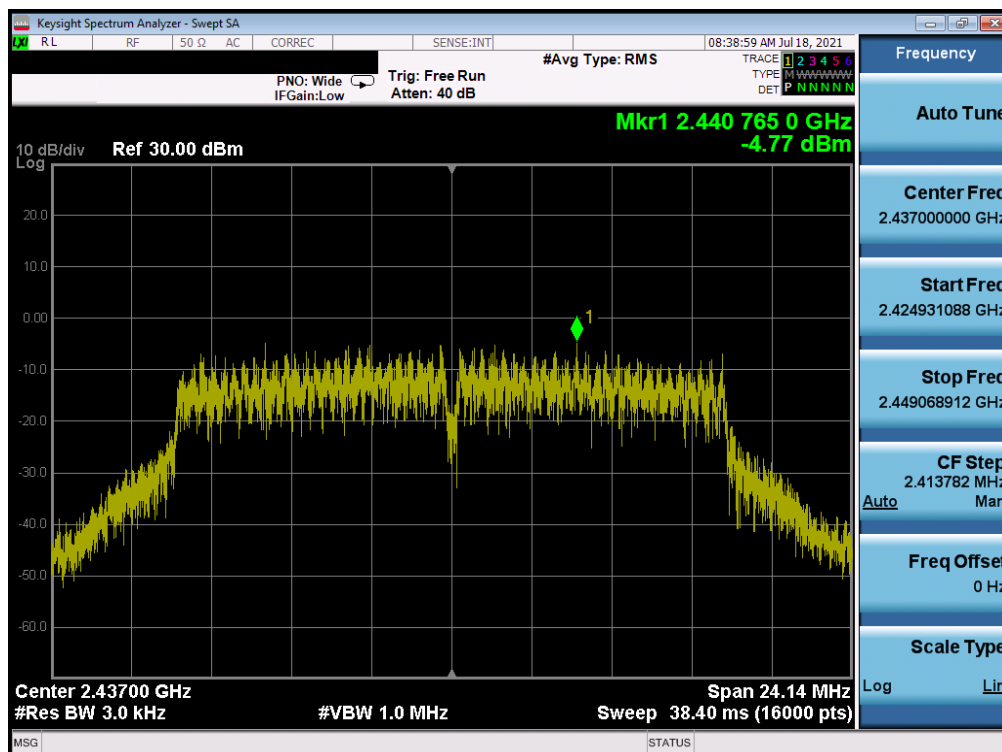


Plot 7-158. Power Spectral Density Plot CDD Antenna WF7 (802.11g – Ch. 1) – 36Mbps

FCC ID: BCGA2567 IC: 579C-A2567	PCTEST Proud to be part of element	MEASUREMENT REPORT (CERTIFICATION)	Approved by: Quality Manager
Test Report S/N: 1C2106080048-01-R1.BCG	Test Dates: 6/2/2021 - 8/11/2021	EUT Type: Tablet Device	Page 123 of 429

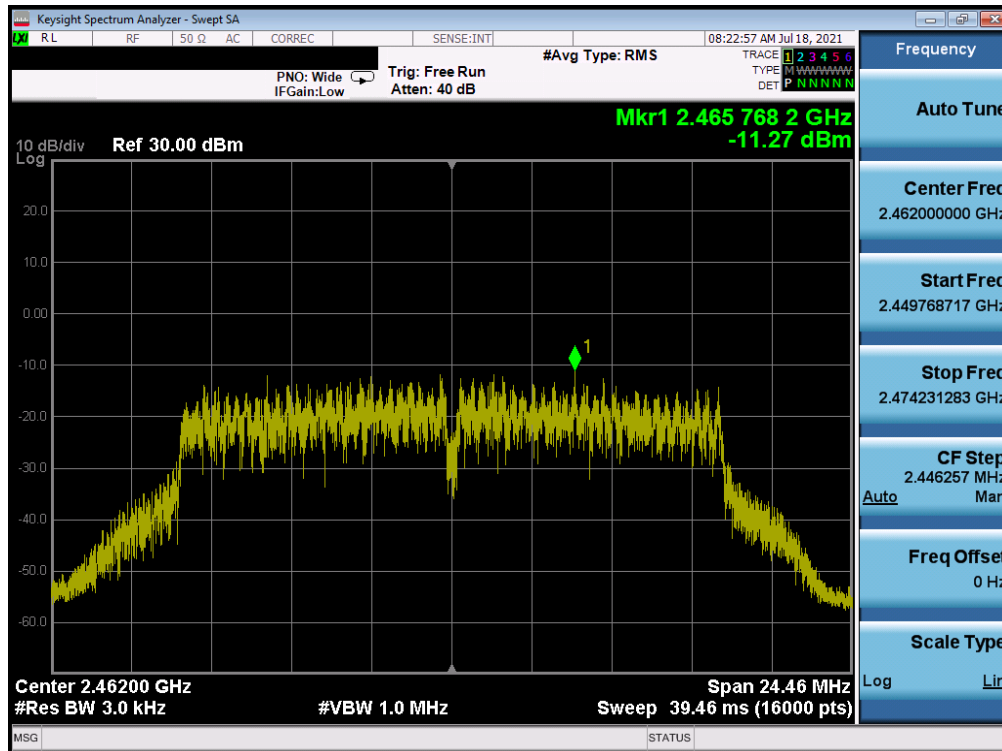


Plot 7-159. Power Spectral Density Plot CDD Antenna WF8 (802.11g – Ch. 6) – 36Mbps

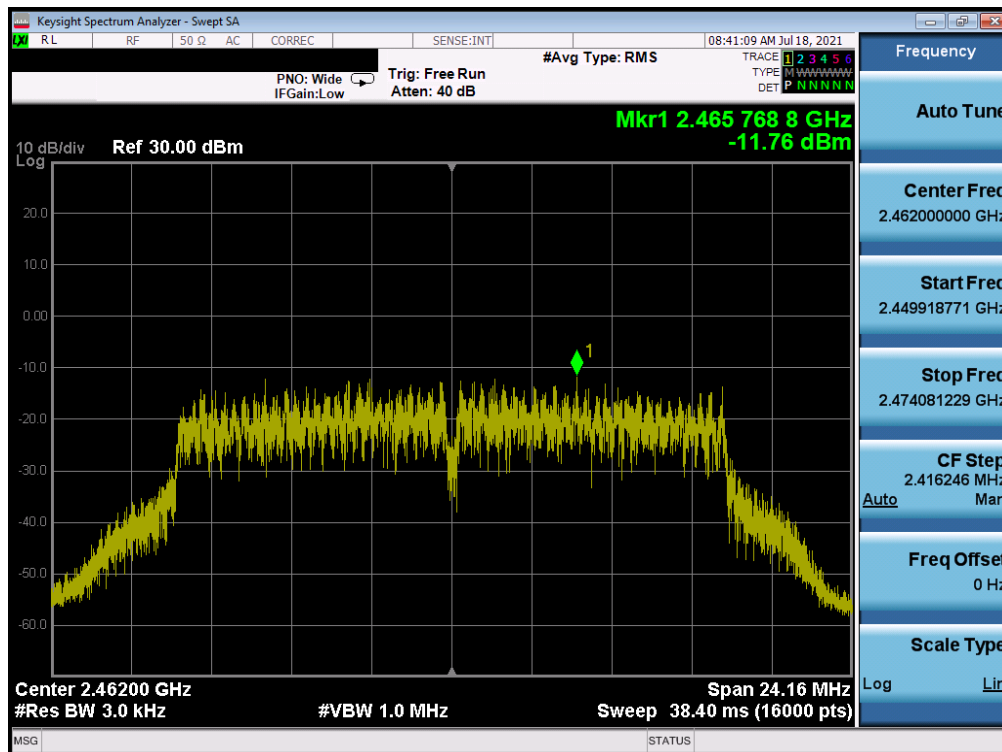


Plot 7-160. Power Spectral Density Plot CDD Antenna WF7 (802.11g – Ch. 6) – 36Mbps

FCC ID: BCGA2567 IC: 579C-A2567	PCTEST Proud to be part of element	MEASUREMENT REPORT (CERTIFICATION)	Approved by: Quality Manager
Test Report S/N: 1C2106080048-01-R1.BCG	Test Dates: 6/2/2021 - 8/11/2021	EUT Type: Tablet Device	Page 124 of 429

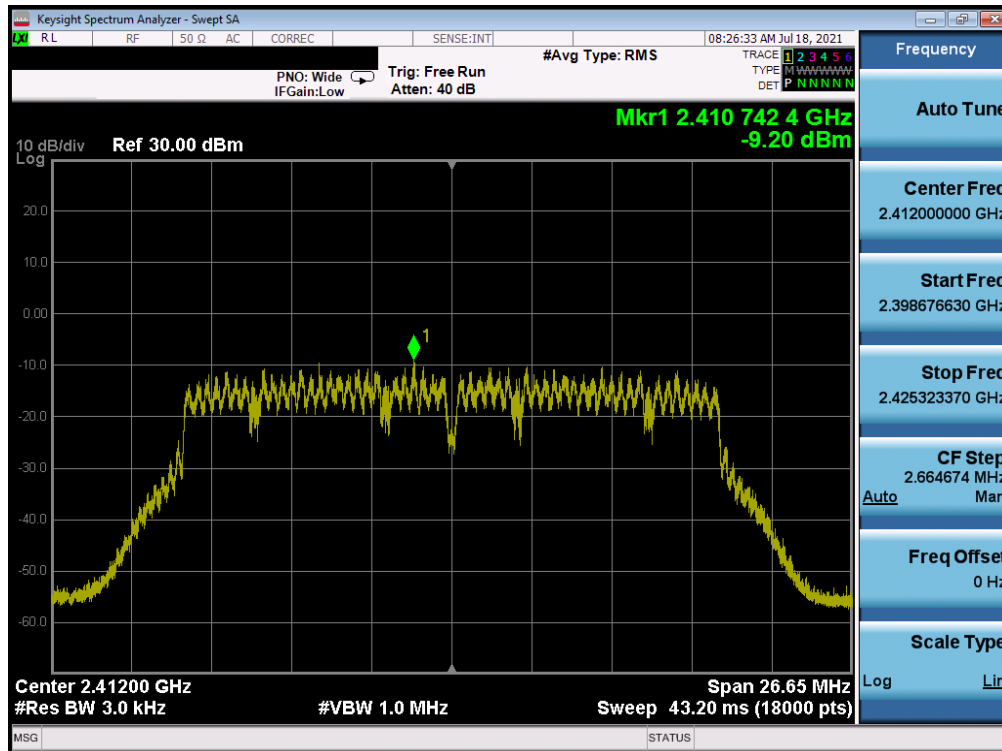


Plot 7-161. Power Spectral Density Plot CDD Antenna WF8 (802.11g – Ch. 11) – 36Mbps

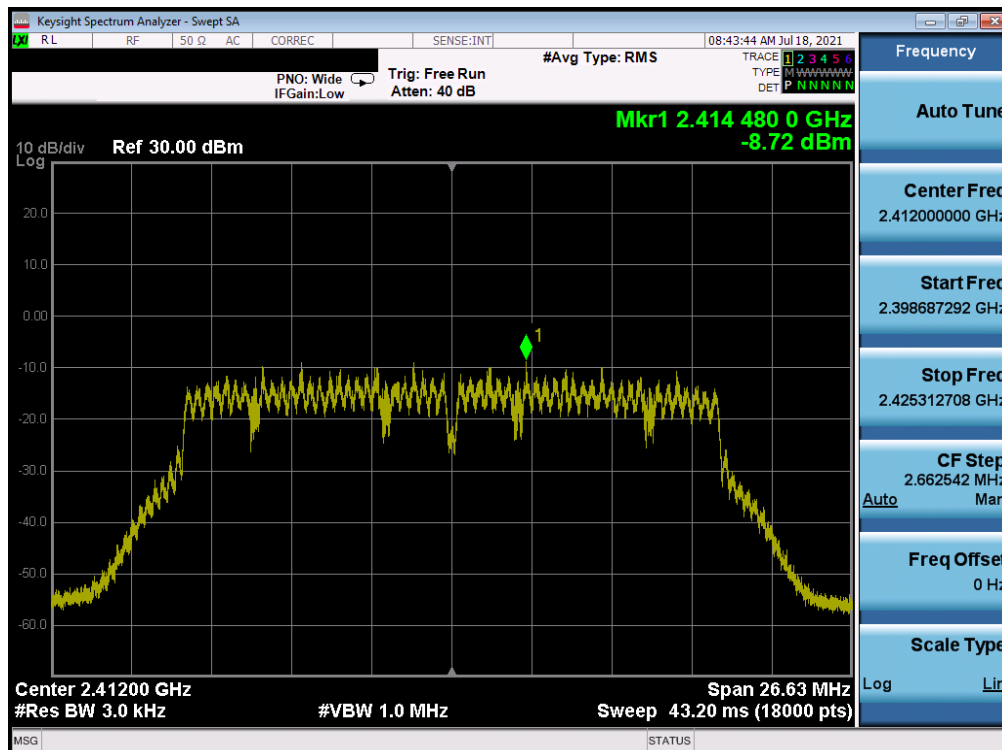


Plot 7-162. Power Spectral Density Plot CDD Antenna WF7 (802.11g – Ch. 11) – 36Mbps

FCC ID: BCGA2567 IC: 579C-A2567	PCTEST Proud to be part of element	MEASUREMENT REPORT (CERTIFICATION)	Approved by: Quality Manager
Test Report S/N: 1C2106080048-01-R1.BCG	Test Dates: 6/2/2021 - 8/11/2021	EUT Type: Tablet Device	Page 125 of 429

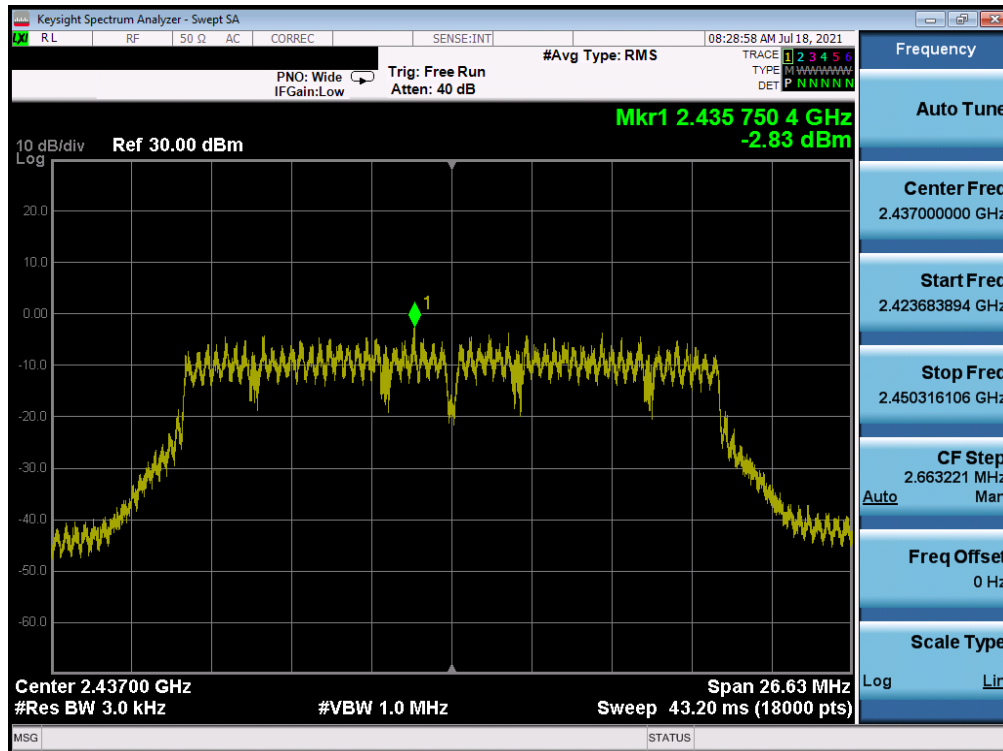


Plot 7-163. Power Spectral Density Plot CDD Antenna WF8 (802.11n (2.4GHz) – Ch. 1) – MCS15

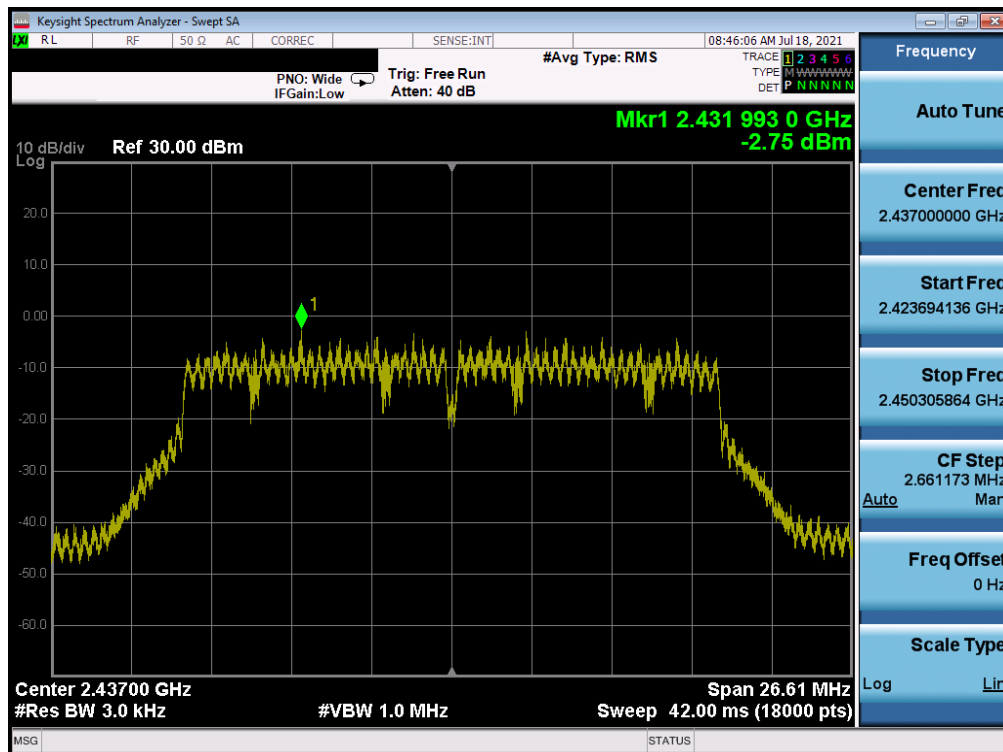


Plot 7-164. Power Spectral Density Plot CDD Antenna WF7 (802.11n (2.4GHz) – Ch. 1) – MCS15

FCC ID: BCGA2567 IC: 579C-A2567	PCTEST Proud to be part of element	MEASUREMENT REPORT (CERTIFICATION)	Approved by: Quality Manager
Test Report S/N: 1C2106080048-01-R1.BCG	Test Dates: 6/2/2021 - 8/11/2021	EUT Type: Tablet Device	Page 126 of 429

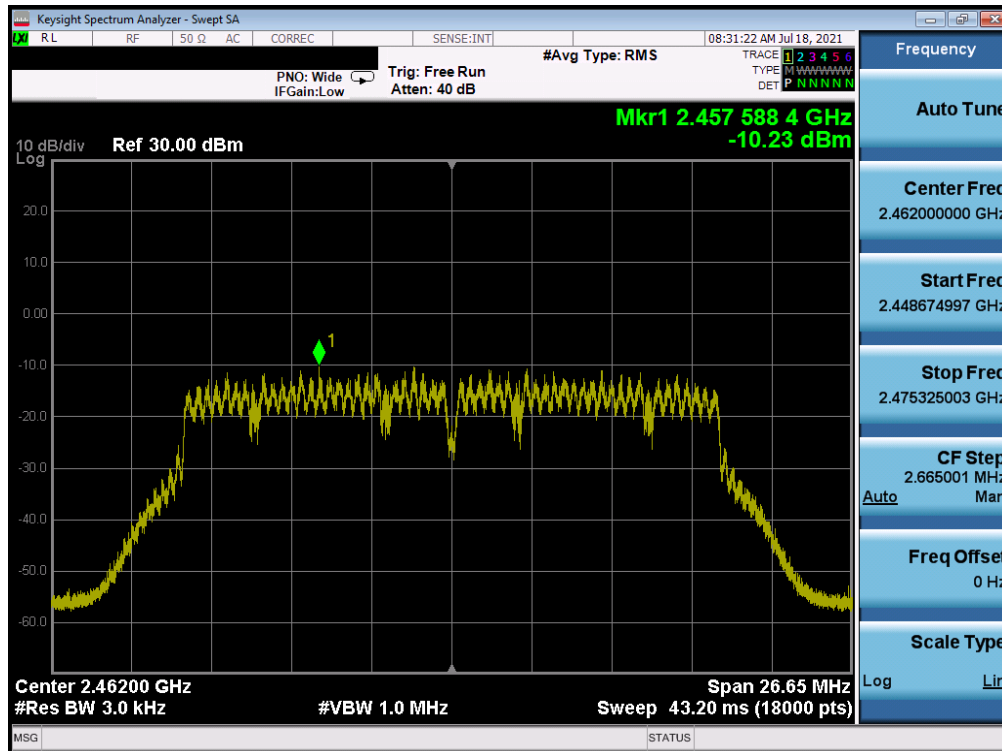


Plot 7-165. Power Spectral Density Plot CDD Antenna WF8 (802.11n (2.4GHz) – Ch. 6) – MCS15

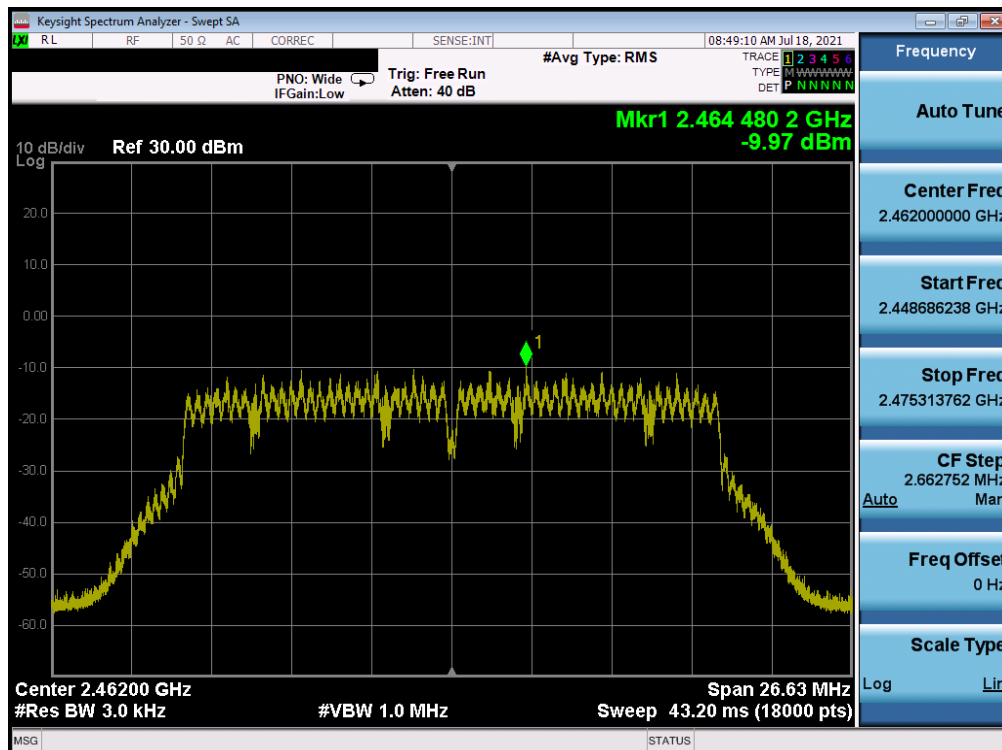


Plot 7-166. Power Spectral Density Plot CDD Antenna WF7 (802.11n (2.4GHz) – Ch. 6) – MCS15

FCC ID: BCGA2567 IC: 579C-A2567	PCTEST Proud to be part of element	MEASUREMENT REPORT (CERTIFICATION)	Approved by: Quality Manager
Test Report S/N: 1C2106080048-01-R1.BCG	Test Dates: 6/2/2021 - 8/11/2021	EUT Type: Tablet Device	Page 127 of 429

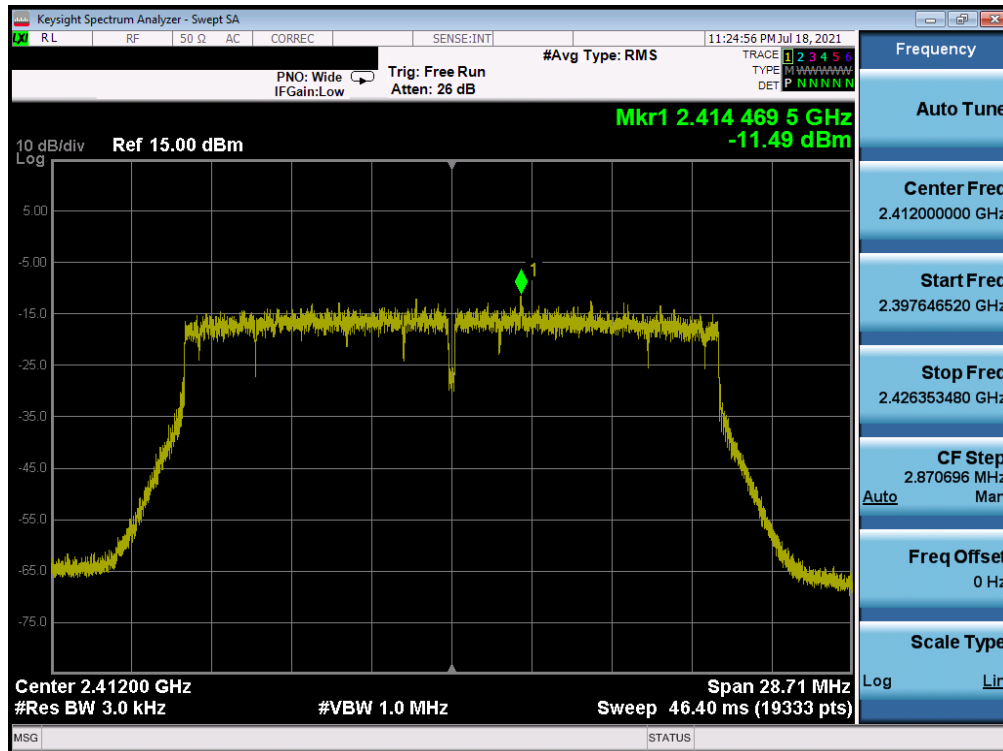


Plot 7-167. Power Spectral Density Plot CDD Antenna WF8 (802.11n (2.4GHz) – Ch. 11) – MCS15

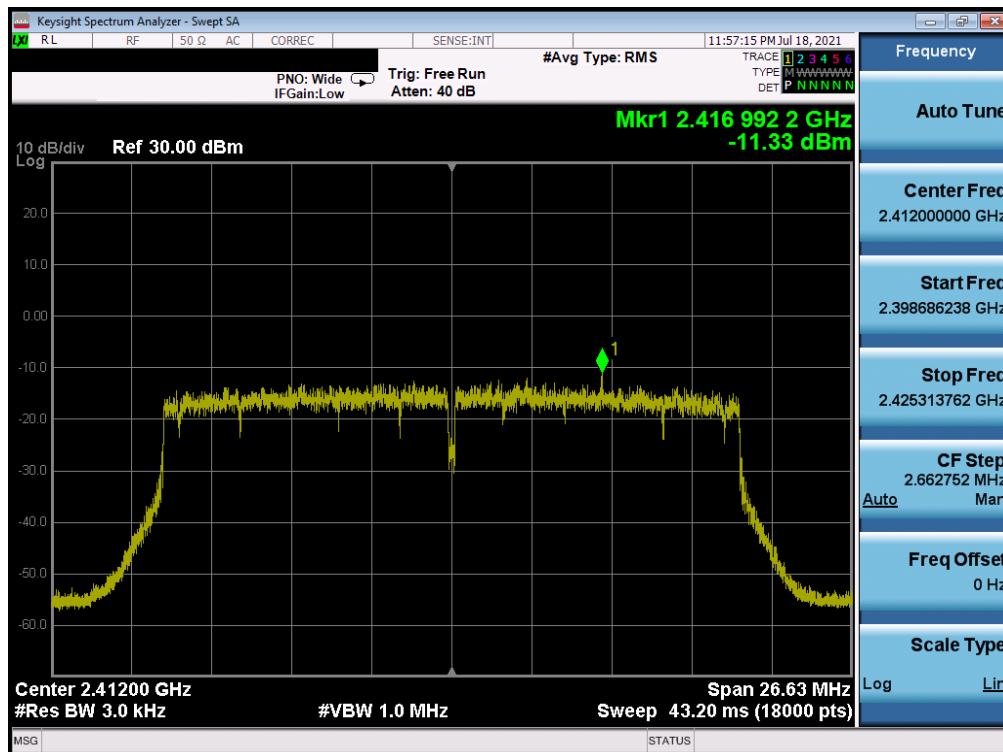


Plot 7-168. Power Spectral Density Plot CDD Antenna WF7 (802.11n (2.4GHz) – Ch. 11) – MCS15

FCC ID: BCGA2567 IC: 579C-A2567	PCTEST Proud to be part of element	MEASUREMENT REPORT (CERTIFICATION)	Approved by: Quality Manager
Test Report S/N: 1C2106080048-01-R1.BCG	Test Dates: 6/2/2021 - 8/11/2021	EUT Type: Tablet Device	Page 128 of 429

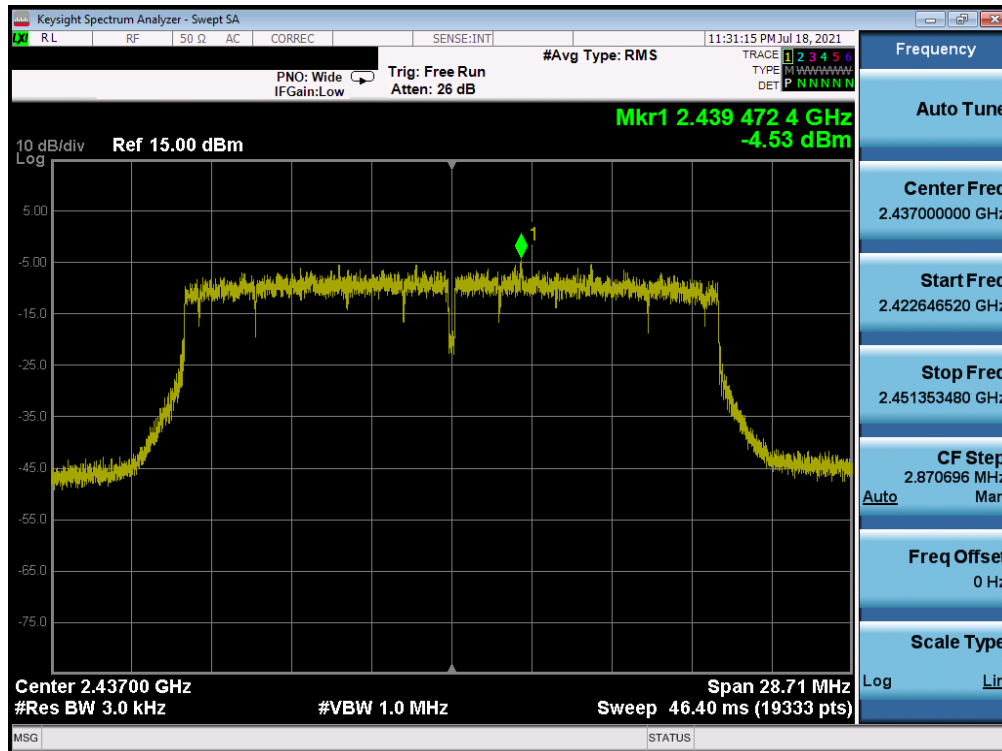


Plot 7-169. Power Spectral Density Plot CDD Antenna WF8 (802.11ax (SU - 2.4GHz) – Ch. 1) – MCS5

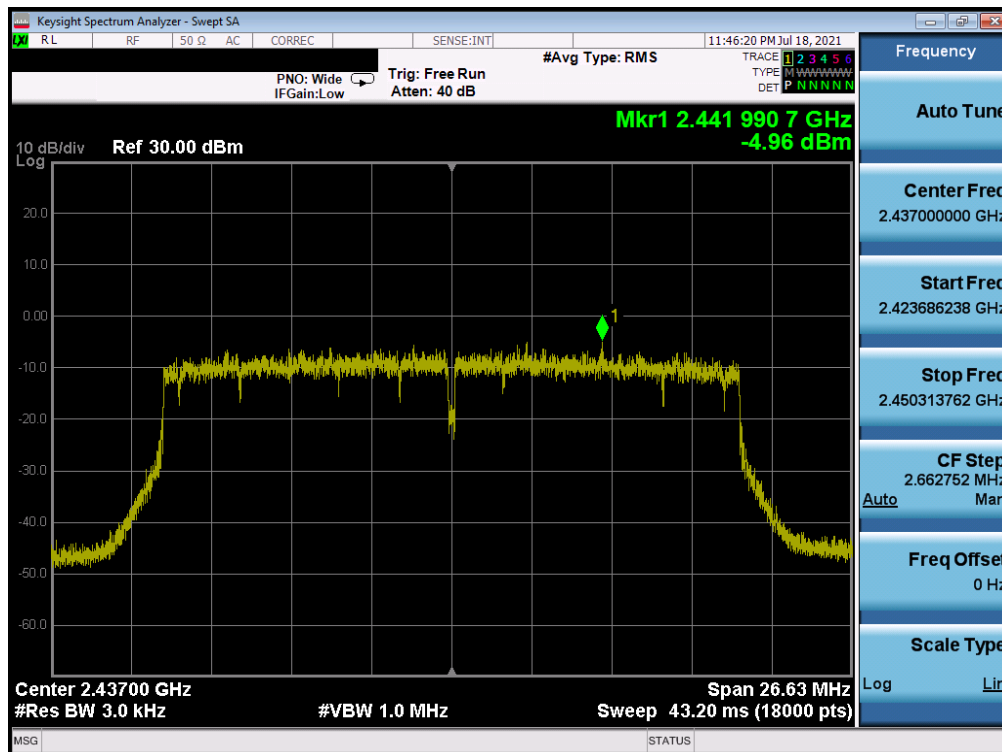


Plot 7-170. Power Spectral Density Plot CDD Antenna WF7 (802.11ax (SU - 2.4GHz) – Ch. 1) – MCS5

FCC ID: BCGA2567 IC: 579C-A2567	PCTEST Proud to be part of element	MEASUREMENT REPORT (CERTIFICATION)	Approved by: Quality Manager
Test Report S/N: 1C2106080048-01-R1.BCG	Test Dates: 6/2/2021 - 8/11/2021	EUT Type: Tablet Device	Page 129 of 429

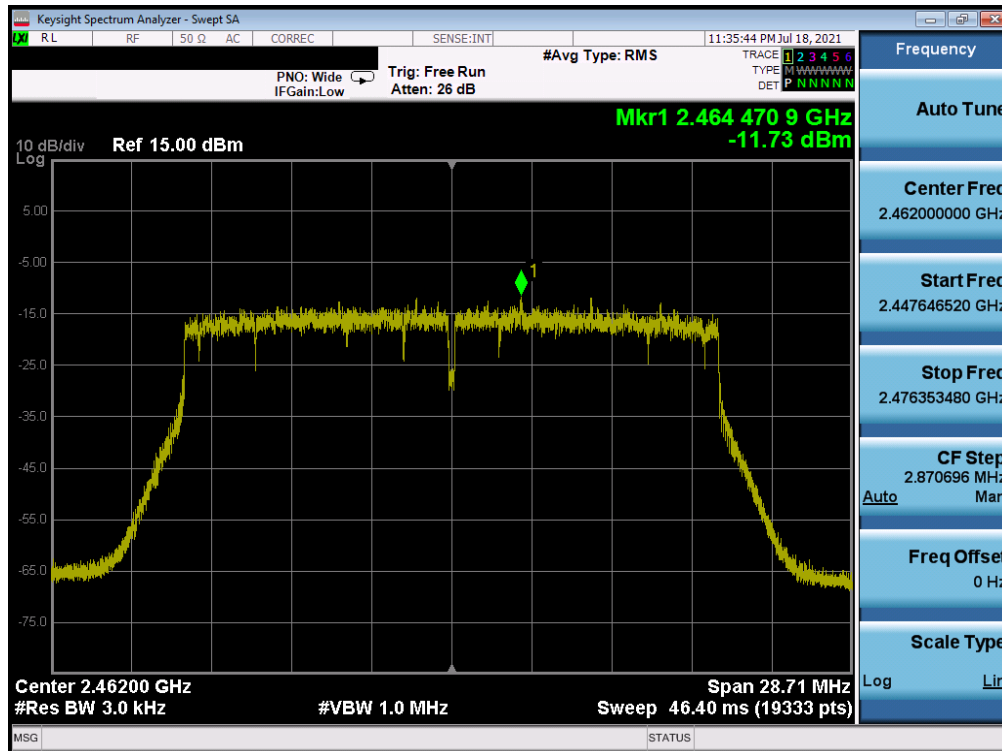


Plot 7-171. Power Spectral Density Plot CDD Antenna WF8 (802.11ax (SU - 2.4GHz) – Ch. 6) – MCS5

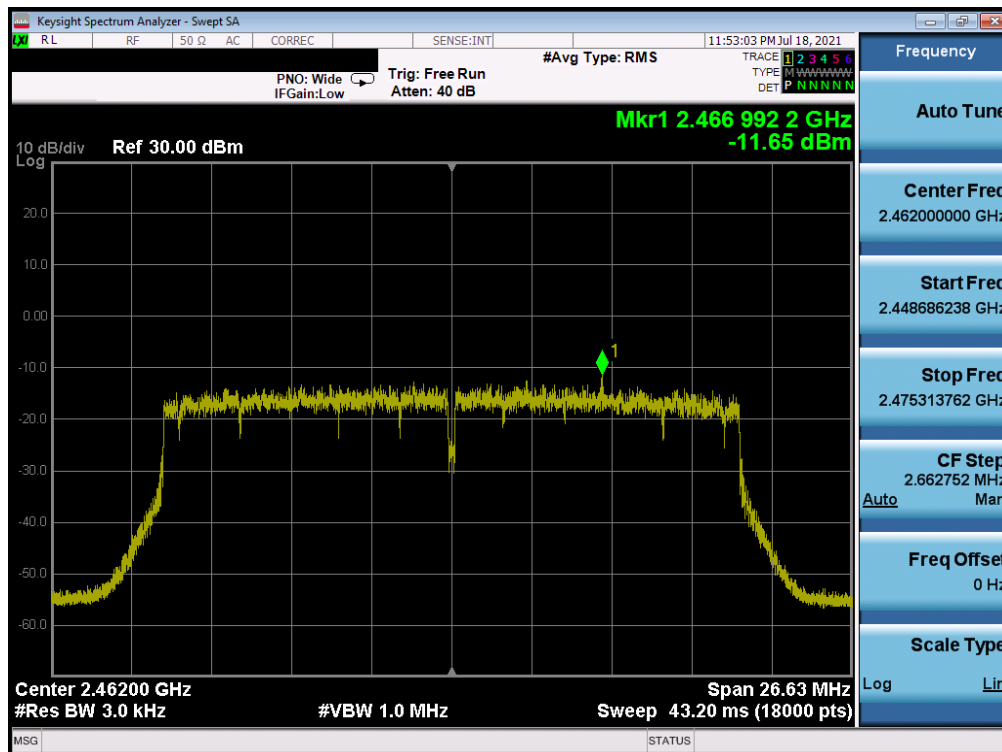


Plot 7-172. Power Spectral Density Plot CDD Antenna WF7 (802.11ax (SU - 2.4GHz) – Ch. 6) – MCS5

FCC ID: BCGA2567 IC: 579C-A2567	PCTEST Proud to be part of element	MEASUREMENT REPORT (CERTIFICATION)	Approved by: Quality Manager
Test Report S/N: 1C2106080048-01-R1.BCG	Test Dates: 6/2/2021 - 8/11/2021	EUT Type: Tablet Device	Page 130 of 429



Plot 7-173. Power Spectral Density Plot CDD Antenna WF8 (802.11ax (SU - 2.4GHz) – Ch. 11) – MCS5



Plot 7-174. Power Spectral Density Plot CDD Antenna WF7 (802.11ax (SU - 2.4GHz) – Ch. 11) – MCS5

FCC ID: BCGA2567 IC: 579C-A2567	PCTEST Proud to be part of element	MEASUREMENT REPORT (CERTIFICATION)	Approved by: Quality Manager
Test Report S/N: 1C2106080048-01-R1.BCG	Test Dates: 6/2/2021 - 8/11/2021	EUT Type: Tablet Device	Page 131 of 429

Note:

Per ANSI C63.10-2013 Section 14.3.2.2 and KDB 662911 D01 v02r01 Section E)2), the power spectral density at Antenna WF8 and Antenna WF7 were first measured separately as shown in the section above. The measured values were then summed in linear power units then converted back to dBm.

Sample CDD Calculation:

At 2437 MHz the average conducted power spectral density was measured to be -2.54 dBm for Antenna WF8 and -2.39 dBm for Antenna WF7.

$$\text{Antenna WF8} + \text{Antenna WF7} = \text{CDD}$$

$$(-2.54 \text{ dBm} + -2.39 \text{ dBm}) = (0.557 \text{ mW} + 0.576 \text{ mW}) = 1.132 \text{ mW} = 0.54 \text{ dBm}$$

FCC ID: BCGA2567 IC: 579C-A2567	 MEASUREMENT REPORT (CERTIFICATION)		Approved by: Quality Manager
Test Report S/N: 1C2106080048-01-R1.BCG	Test Dates: 6/2/2021 - 8/11/2021	EUT Type: Tablet Device	Page 132 of 429

7.5 Conducted Authorized Band Edge

§15.247(d); RSS-247 [5.5]

Test Overview and Limit

All out of band emissions are measured with a spectrum analyzer connected to the antenna terminal of the EUT while the EUT is operating at its maximum duty cycle, at maximum power, and at the appropriate frequencies. All data rates were investigated to determine the worst case configuration. For the following out of band conducted spurious emissions plots at the band edge, the EUT was set at a data rate of 11Mbps for “b” mode, 12, 24, 36 Mbps for “g” mode, 19.2/21.7, 39/43.3, 52/57.8Mbps for “n” mode, and 24/25.8, 49/51.6, 65/68.8 for “ax-SU” mode as these settings produced the worst-case emissions.

The limit for out-of-band spurious emissions at the band edge is 20dB below the fundamental emission level, as determined from the in-band power measurement of the DTS channel performed in a 100kHz bandwidth per the PSD procedure (Section 7.4).

Test Procedure Used

ANSI C63.10-2013 – Section 11.11.3
KDB 558074 D01 v05r02 – Section 8.7.2

Test Settings

1. Start and stop frequency were set such that the band edge would be placed in the center of the plot
2. Span was set large enough so as to capture all out of band emissions near the band edge
3. RBW = 100kHz
4. VBW = 1MHz
5. Detector = Peak
6. Number of sweep points $\geq 2 \times \text{Span/RBW}$
7. Trace mode = max hold
8. Sweep time = auto couple
9. The trace was allowed to stabilize

Test Setup

The EUT and measurement equipment were set up as shown in the diagram below.



Figure 7-4. Test Instrument & Measurement Setup

FCC ID: BCGA2567 IC: 579C-A2567	PCTEST Proud to be part of element	MEASUREMENT REPORT (CERTIFICATION)	Approved by: Quality Manager
Test Report S/N: 1C2106080048-01-R1.BCG	Test Dates: 6/2/2021 - 8/11/2021	EUT Type: Tablet Device	Page 133 of 429

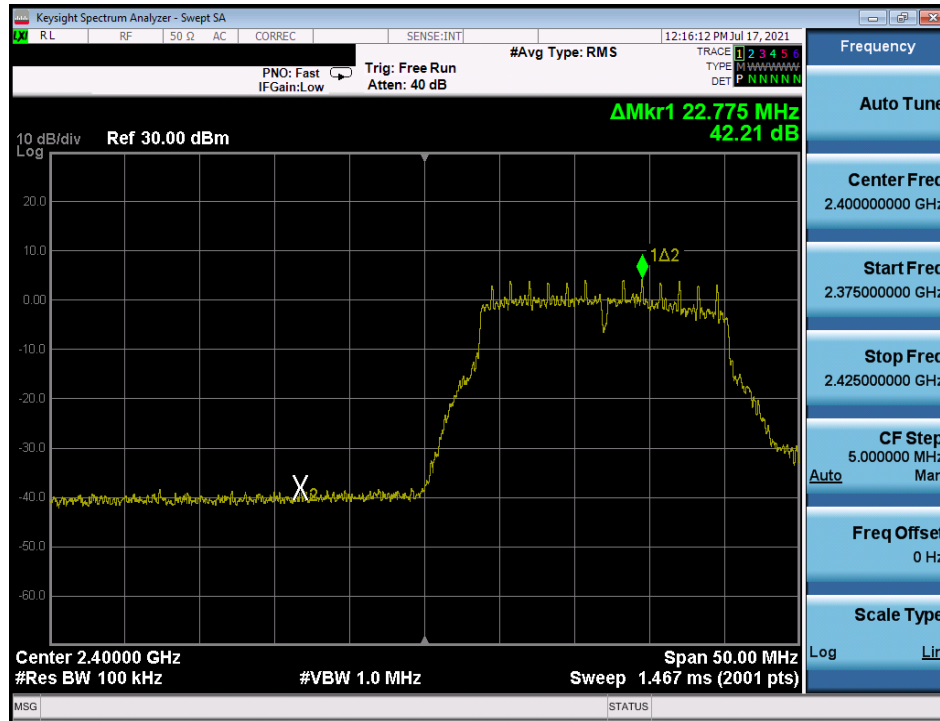
Test Notes

1. All antenna configurations were investigated and only the worst case is reported.
2. The data rates have been classified into three different groups; low data rate, middle data rate, and high data rate. All three data rate groups have been investigated and only the worst case data rate per group is reported.

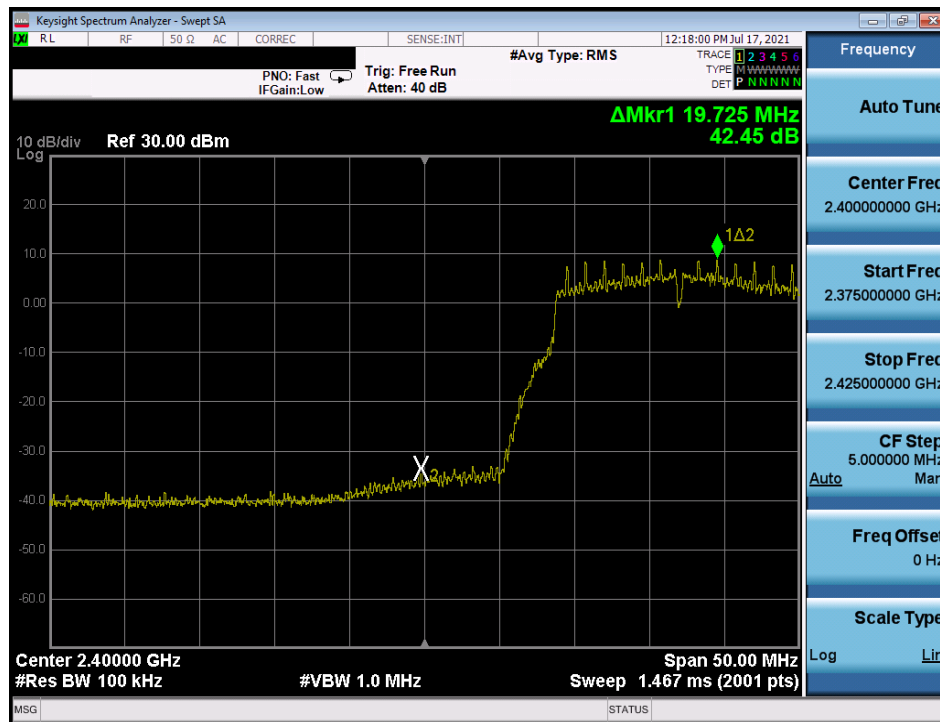
FCC ID: BCGA2567 IC: 579C-A2567	 MEASUREMENT REPORT (CERTIFICATION)		Approved by: Quality Manager
Test Report S/N: 1C2106080048-01-R1.BCG	Test Dates: 6/2/2021 - 8/11/2021	EUT Type: Tablet Device	Page 134 of 429

Antenna WF8 Conducted Emissions at the Band Edge

Low Data Rate

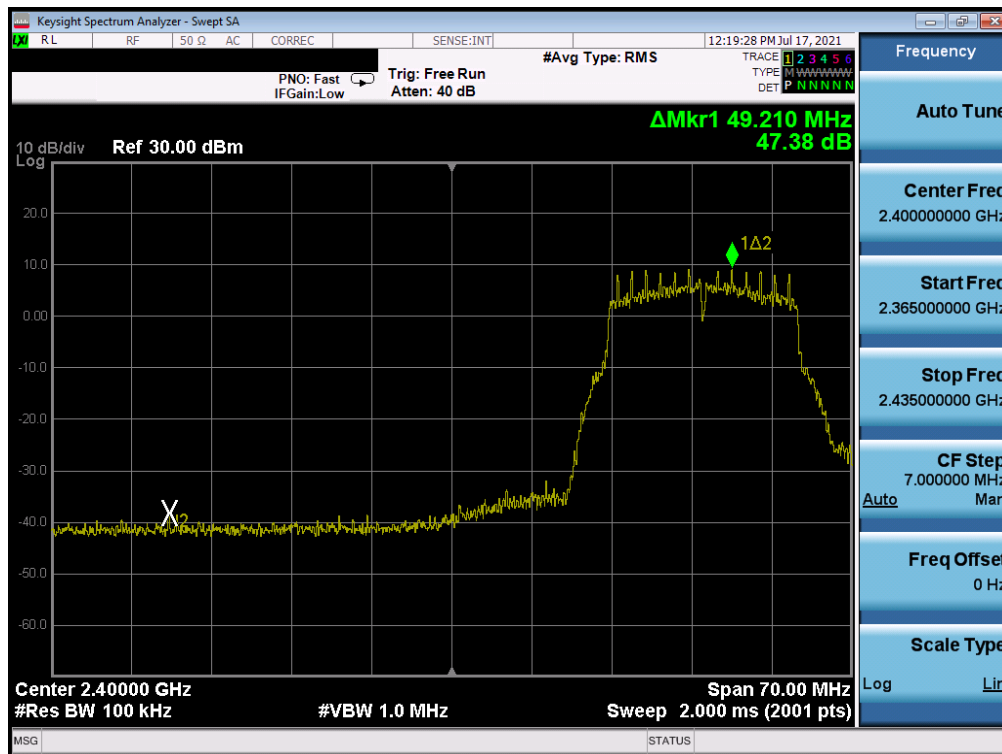


Plot 7-175. Band Edge Plot Antenna WF8 (802.11g- Ch. 1) – 12Mbps

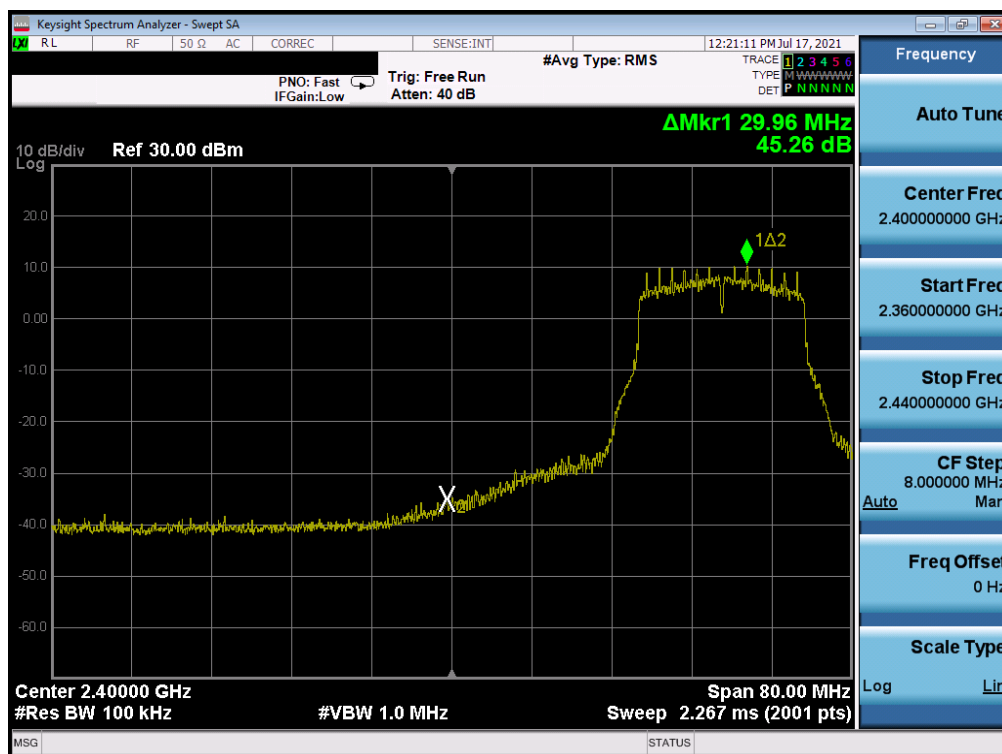


Plot 7-176. Band Edge Plot Antenna WF8 (802.11g- Ch. 2) – 12Mbps

FCC ID: BCGA2567 IC: 579C-A2567	PCTEST Proud to be part of element	MEASUREMENT REPORT (CERTIFICATION)	Approved by: Quality Manager
Test Report S/N: 1C2106080048-01-R1.BCG	Test Dates: 6/2/2021 - 8/11/2021	EUT Type: Tablet Device	Page 135 of 429

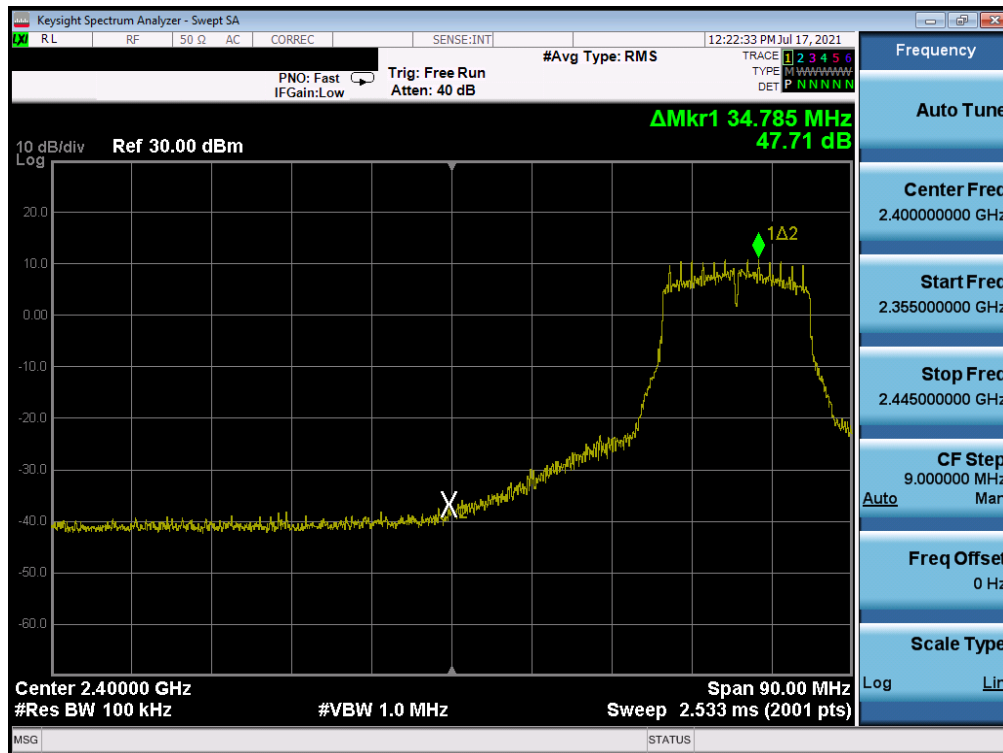


Plot 7-177. Band Edge Plot Antenna WF8 (802.11g- Ch. 3) – 12Mbps

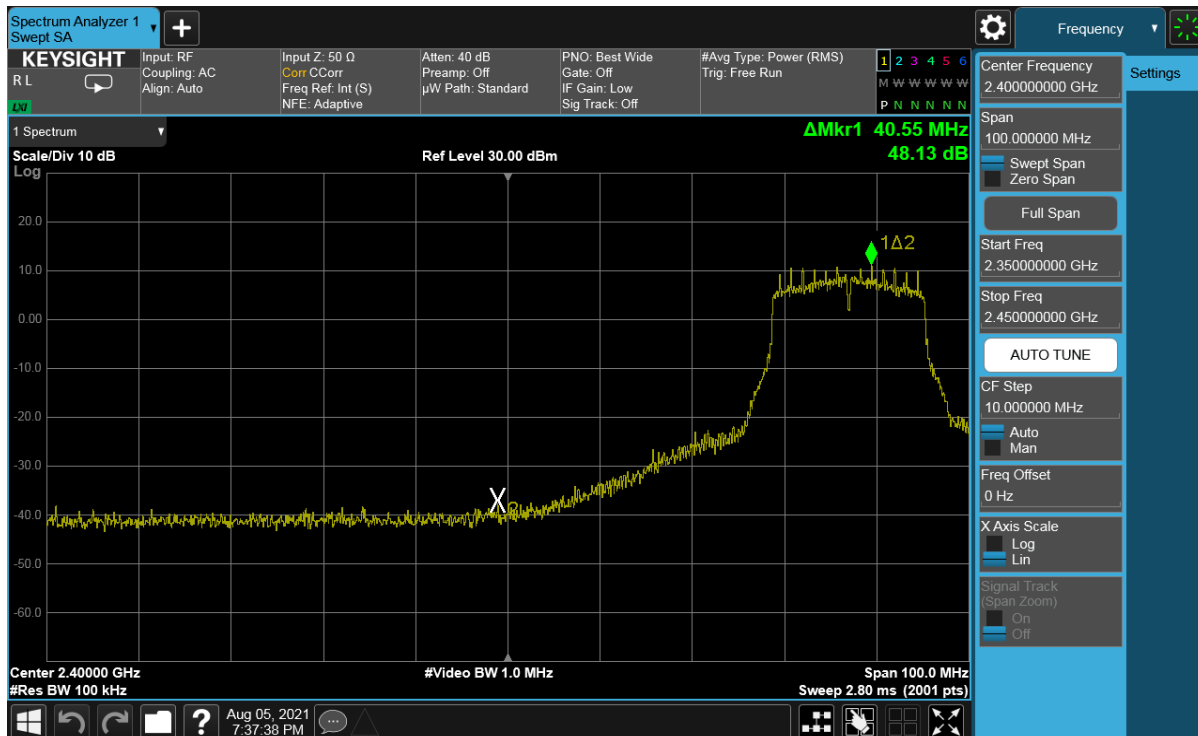


Plot 7-178. Band Edge Plot Antenna WF8 (802.11g- Ch. 4) – 12Mbps

FCC ID: BCGA2567 IC: 579C-A2567	PCTEST Proud to be part of element	MEASUREMENT REPORT (CERTIFICATION)	Approved by: Quality Manager
Test Report S/N: 1C2106080048-01-R1.BCG	Test Dates: 6/2/2021 - 8/11/2021	EUT Type: Tablet Device	Page 136 of 429

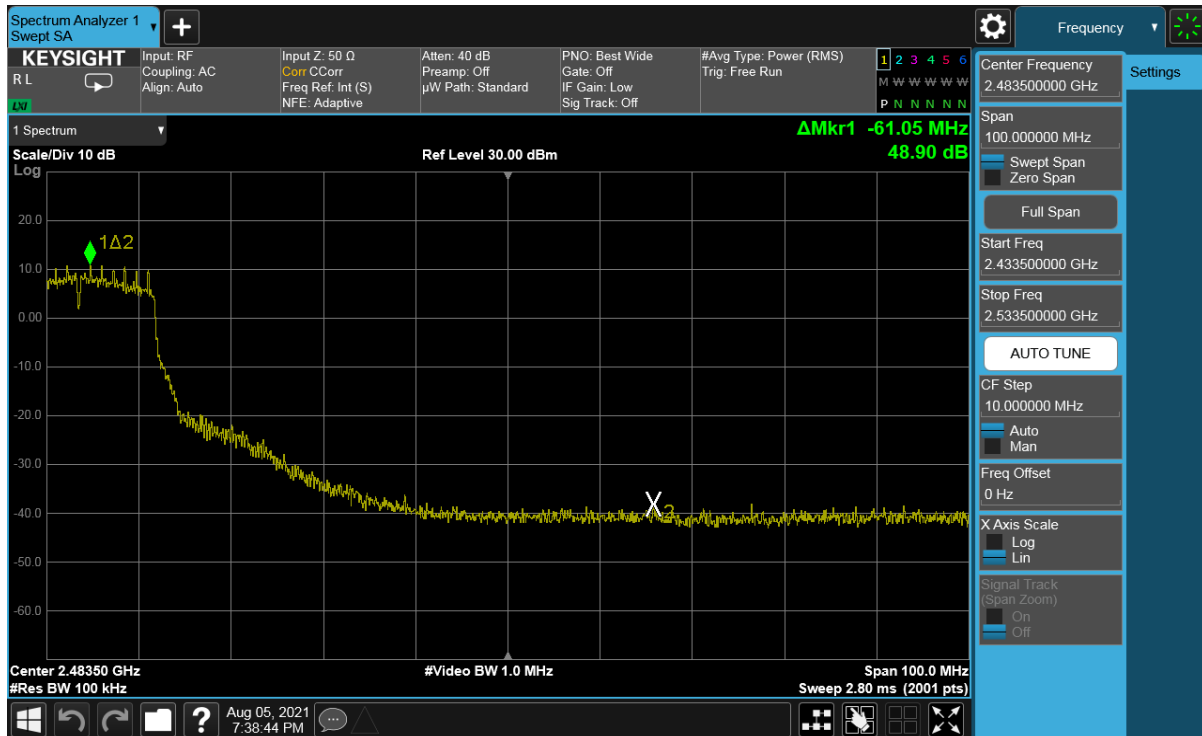


Plot 7-179. Band Edge Plot Antenna WF8 (802.11g- Ch. 5) – 12Mbps

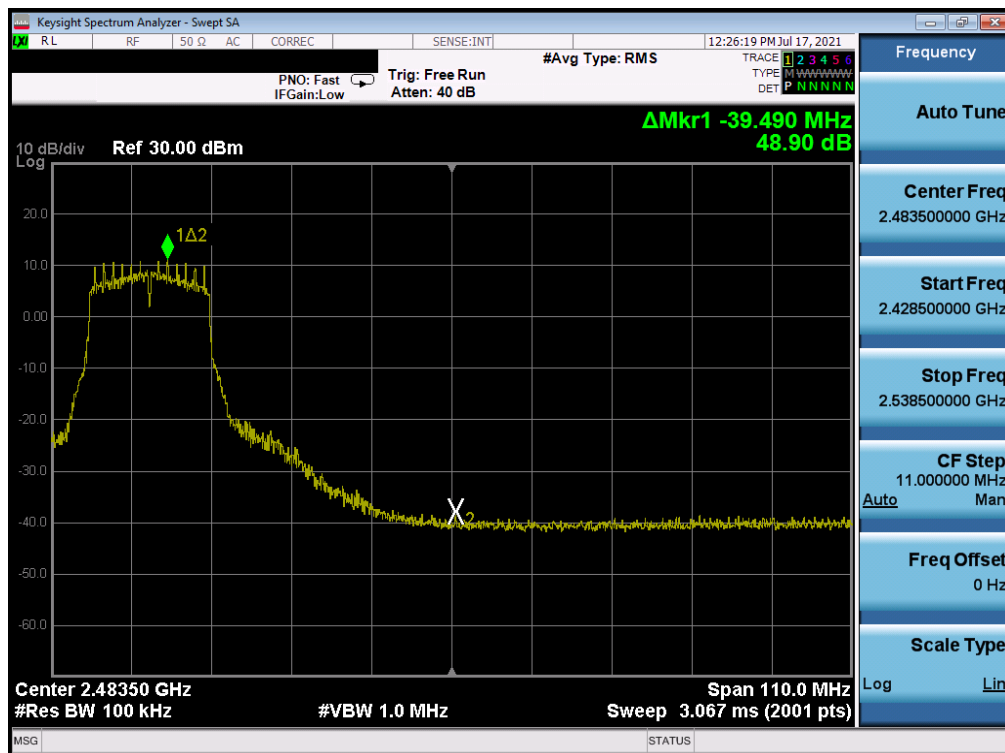


Plot 7-180. Band Edge Plot Antenna WF8 (802.11g- Ch. 6(Low)) – 12Mbps

FCC ID: BCGA2567 IC: 579C-A2567	PCTEST Proud to be part of element	MEASUREMENT REPORT (CERTIFICATION)	Approved by: Quality Manager
Test Report S/N: 1C2106080048-01-R1.BCG	Test Dates: 6/2/2021 - 8/11/2021	EUT Type: Tablet Device	Page 137 of 429

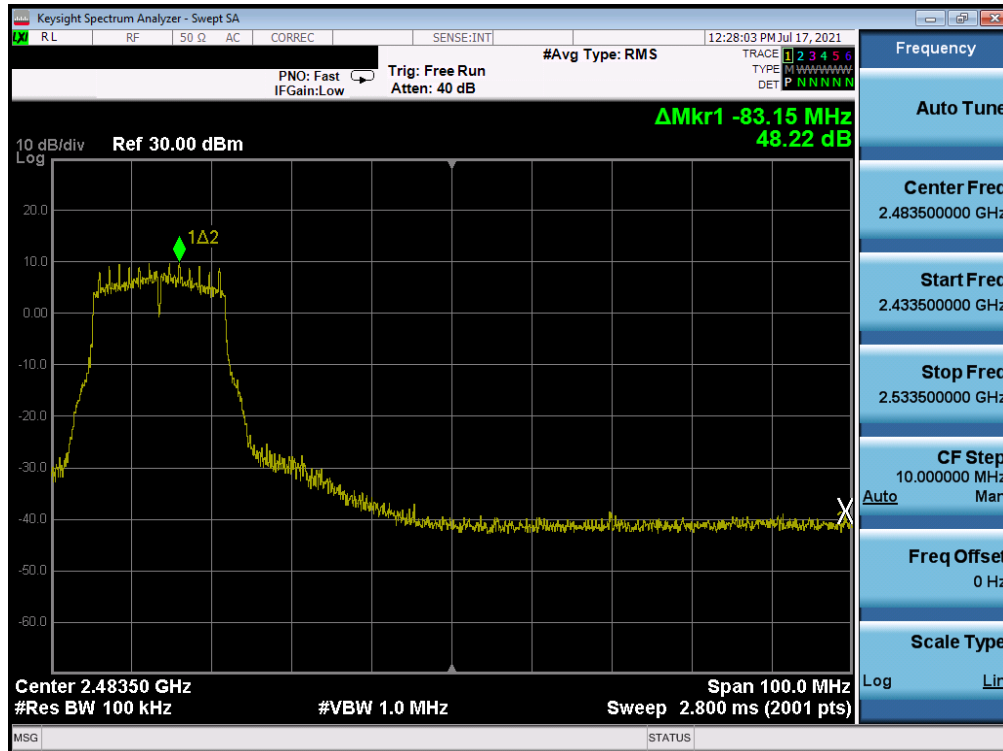


Plot 7-181. Band Edge Plot Antenna WF8 (802.11g – Ch. 6(High)) – 12Mbps

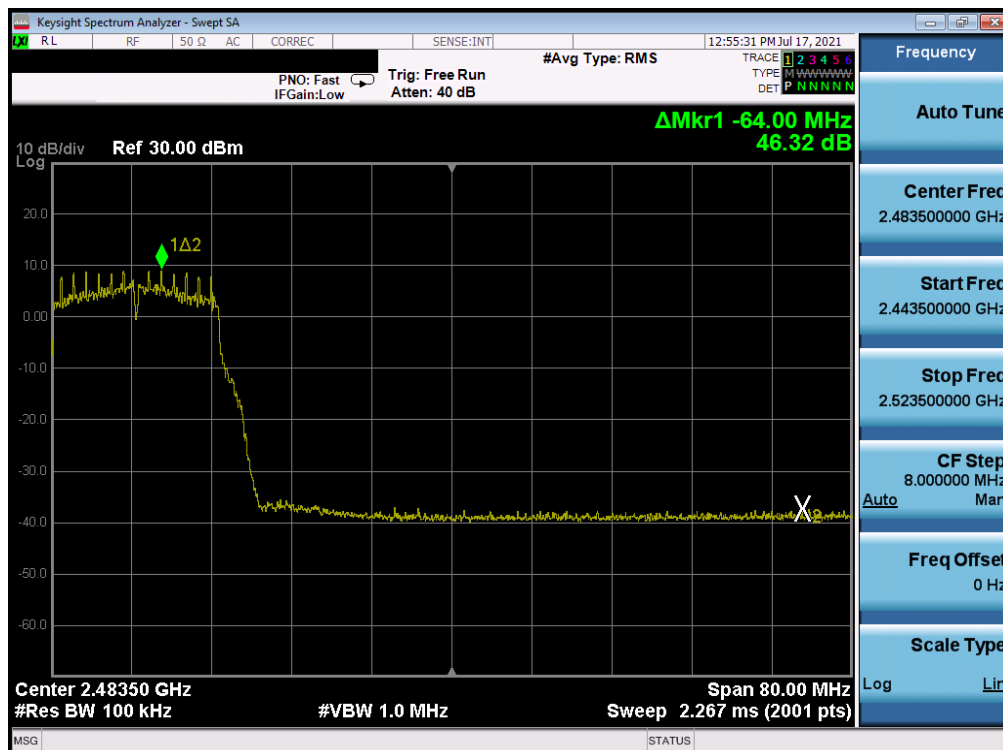


Plot 7-182. Band Edge Plot Antenna WF8 (802.11g – Ch. 7) – 12Mbps

FCC ID: BCGA2567 IC: 579C-A2567	PCTEST Proud to be part of element	MEASUREMENT REPORT (CERTIFICATION)	Approved by: Quality Manager
Test Report S/N: 1C2106080048-01-R1.BCG	Test Dates: 6/2/2021 - 8/11/2021	EUT Type: Tablet Device	Page 138 of 429

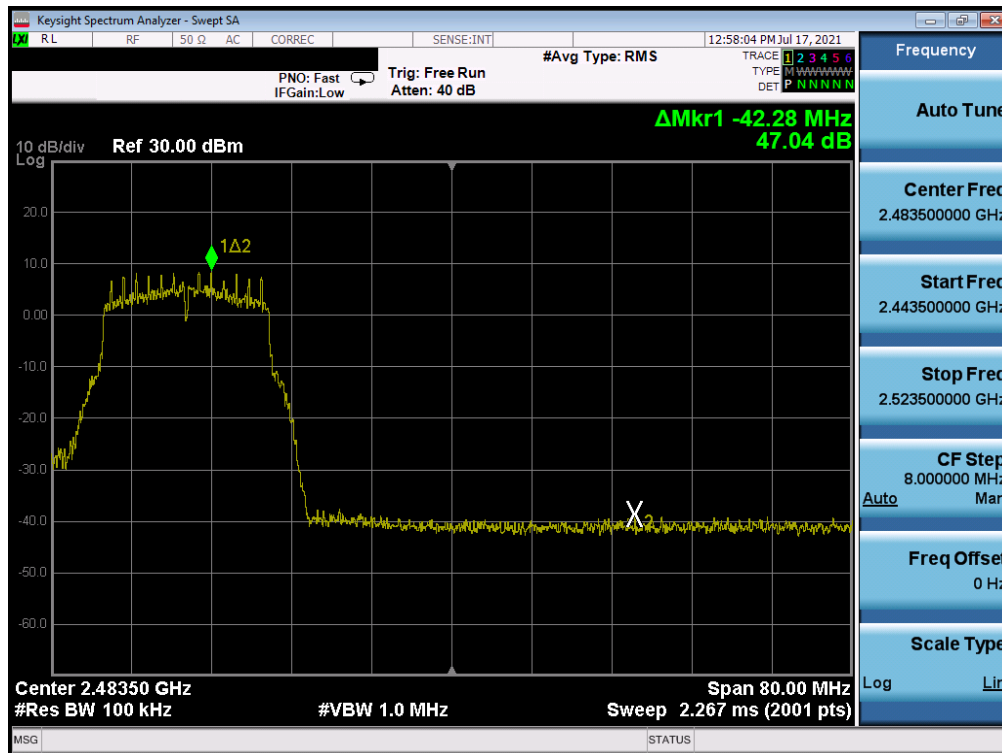


Plot 7-183. Band Edge Plot Antenna WF8 (802.11g - Ch. 8) - 12Mbps

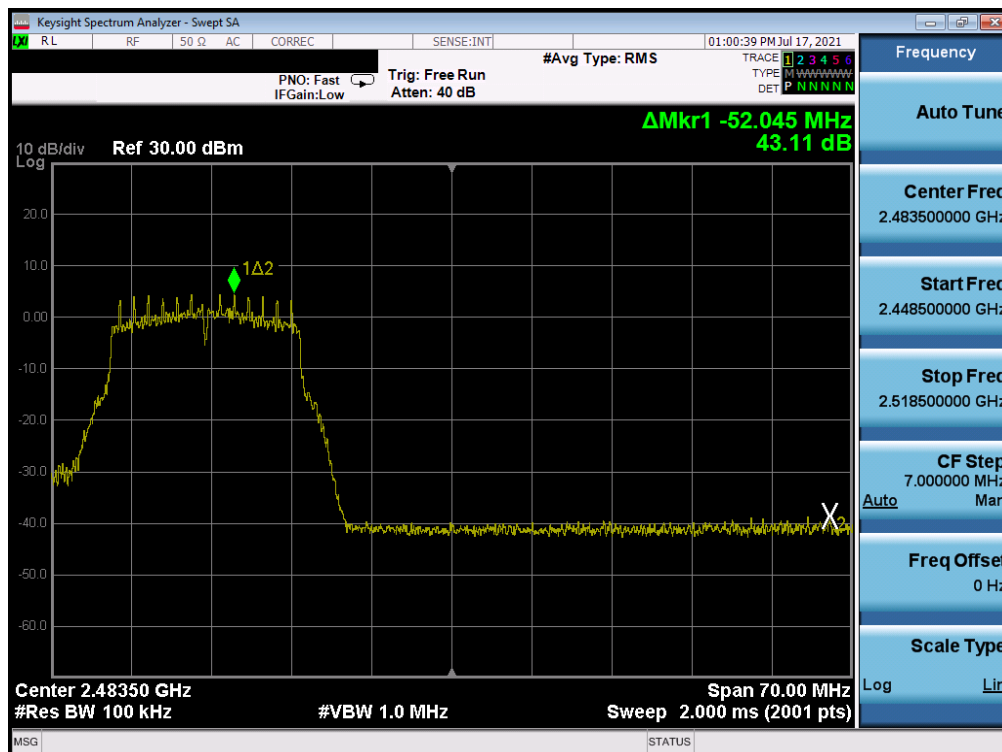


Plot 7-184. Band Edge Plot Antenna WF8 (802.11g - Ch. 9) - 12Mbps

FCC ID: BCGA2567 IC: 579C-A2567	PCTEST Proud to be part of element	MEASUREMENT REPORT (CERTIFICATION)	Approved by: Quality Manager
Test Report S/N: 1C2106080048-01-R1.BCG	Test Dates: 6/2/2021 - 8/11/2021	EUT Type: Tablet Device	Page 139 of 429

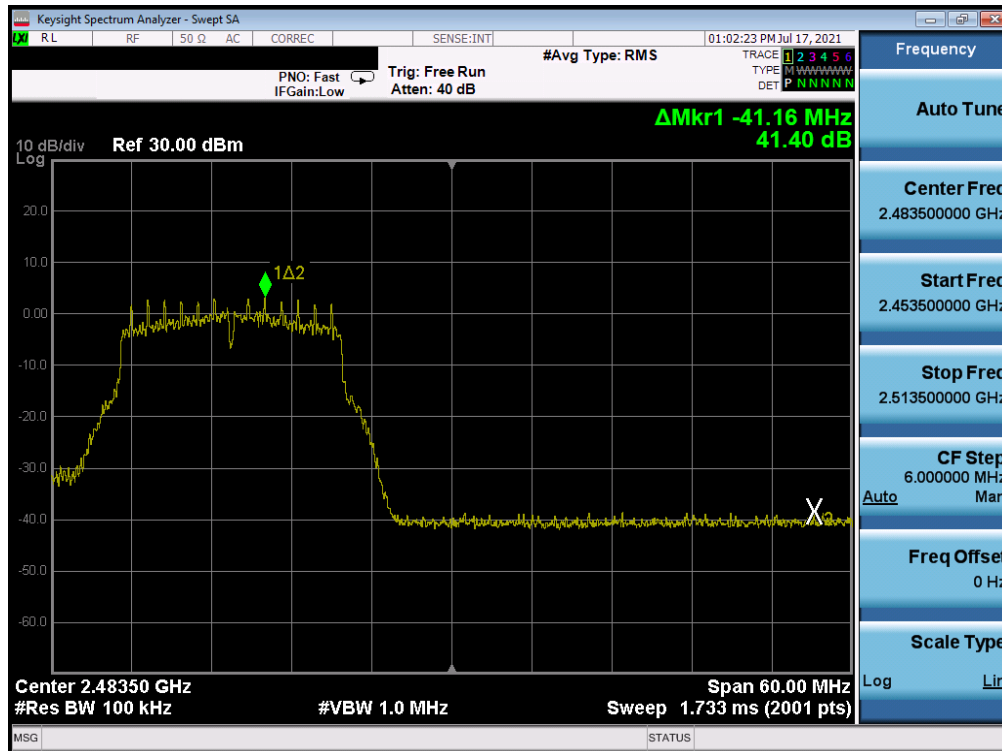


Plot 7-185. Band Edge Plot Antenna WF8 (802.11g - Ch. 10) - 12Mbps

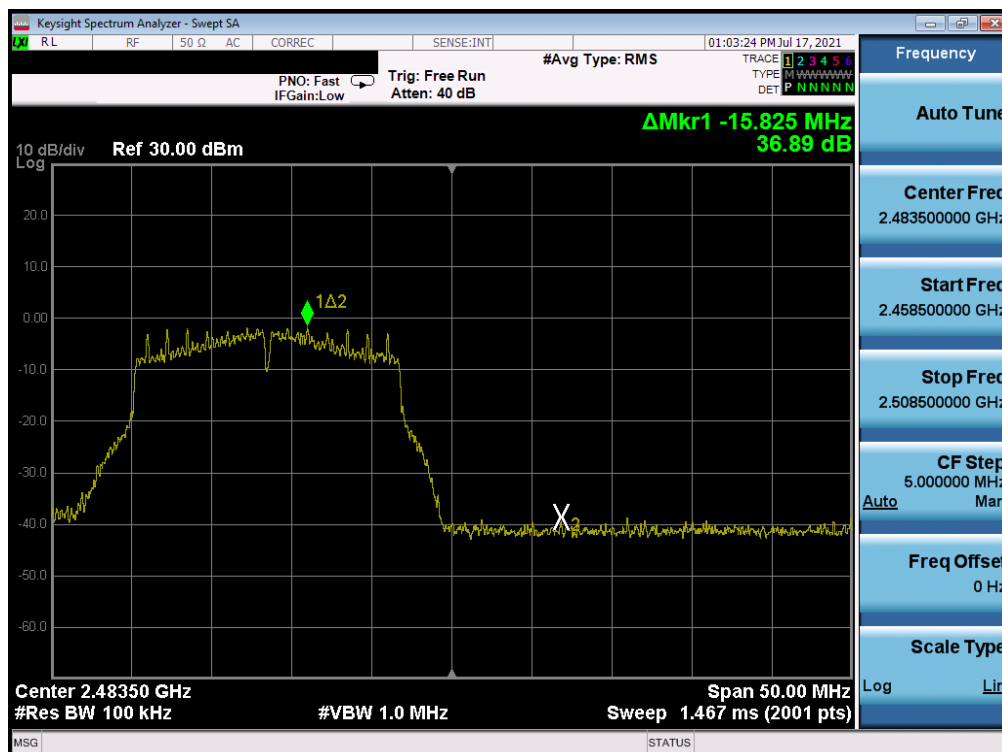


Plot 7-186. Band Edge Plot Antenna WF8 (802.11g - Ch. 11) - 12Mbps

FCC ID: BCGA2567 IC: 579C-A2567	PCTEST Proud to be part of element	MEASUREMENT REPORT (CERTIFICATION)	Approved by: Quality Manager
Test Report S/N: 1C2106080048-01-R1.BCG	Test Dates: 6/2/2021 - 8/11/2021	EUT Type: Tablet Device	Page 140 of 429



Plot 7-187. Band Edge Plot Antenna WF8 (802.11g - Ch. 12) - 12Mbps



Plot 7-188. Band Edge Plot Antenna WF8 (802.11g - Ch. 13) - 12Mbps

FCC ID: BCGA2567 IC: 579C-A2567	PCTEST Proud to be part of element	MEASUREMENT REPORT (CERTIFICATION)	Approved by: Quality Manager
Test Report S/N: 1C2106080048-01-R1.BCG	Test Dates: 6/2/2021 - 8/11/2021	EUT Type: Tablet Device	Page 141 of 429