


APPENDIX E: DUT ANTENNA DIAGRAM & SAR TEST SETUP PHOTOGRAPHS

| | | | |
|---------------------------------------------|-------------------------------------------------------------------------------------------------------------------------------------------------------|------------------------------|----------------------------------------|
| FCC ID: BCGA2459 |  PCTEST <small>Proven to be part of the solution</small> | SAR EVALUATION REPORT | Approved by: Quality Manager |
| Test Dates: 02/15/2021-03/22/2021 | DUT Type: Tablet Device | | APPENDIX E: Page 1 of 6 |

Note: Exact antenna dimensions and separation distances are shown in the Technical Descriptions in the FCC Filing.

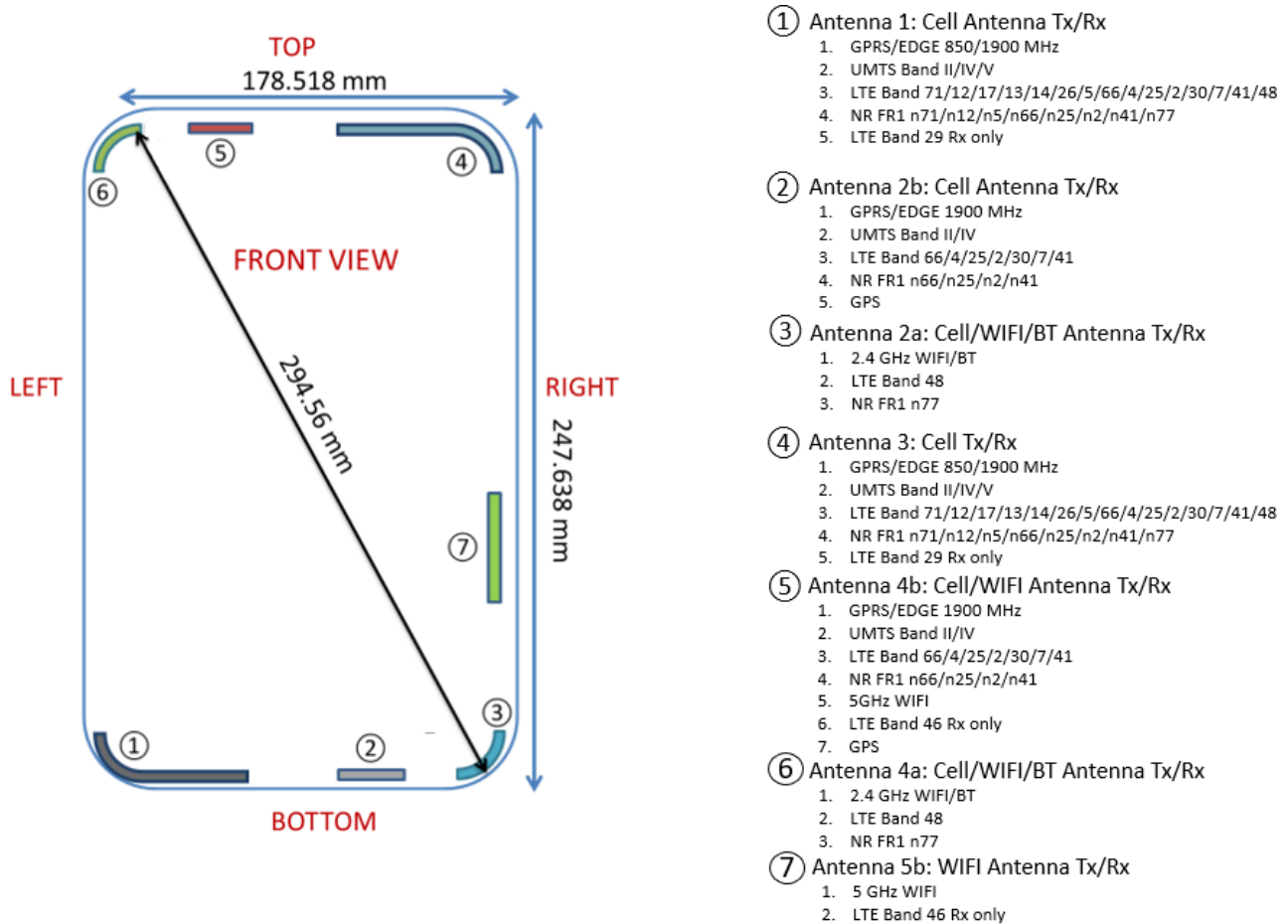



Figure E-1
DUT Antenna Locations


| | | | |
|---------------------------------------------|-----------------------------------------------------------------------------------------------------------------------------------------|------------------------------|----------------------------------------|
| FCC ID: BCGA2459 |  PCTEST <small>Proud to be part of</small> | SAR EVALUATION REPORT | Approved by: Quality Manager |
| Test Dates: 02/15/2021-03/22/2021 | DUT Type: Tablet Device | | APPENDIX E: Page 2 of 6 |




SAR Test Setup Photo 1: Back Side at 0.0 cm – Ant 4a/4b/3




SAR Test Setup Photo 2: Back Side at 0.0 cm – Ant 1/2a/2b


| | | | |
|---------------------------------------------|-----------------------------------------------------------------------------------------------------------------------------------------|------------------------------|----------------------------------------|
| FCC ID: BCGA2459 |  PCTEST <small>Proud to be part of</small> | SAR EVALUATION REPORT | Approved by: Quality Manager |
| Test Dates: 02/15/2021-03/22/2021 | DUT Type: Tablet Device | | APPENDIX E: Page 3 of 6 |




SAR Test Setup Photo 3: Back Side at 0.0 cm – Ant 5b



SAR Test Setup Photo 4: Top Edge at 0.0 cm


| | | | |
|---------------------------------------------|-----------------------------------------------------------------------------------------------------------------------------------------|------------------------------|----------------------------------------|
| FCC ID: BCGA2459 |  PCTEST <small>Proud to be part of</small> | SAR EVALUATION REPORT | Approved by: Quality Manager |
| Test Dates: 02/15/2021-03/22/2021 | DUT Type: Tablet Device | | APPENDIX E: Page 4 of 6 |



SAR Test Setup Photo 5: Bottom Edge at 0.0 cm




SAR Test Setup Photo 6: Right Edge at 0.0 cm

| | | | |
|---------------------------------------------|-----------------------------------------------------------------------------------------------------------------------------------------|------------------------------|----------------------------------------|
| FCC ID: BCGA2459 |  PCTEST <small>Proud to be part of</small> | SAR EVALUATION REPORT | Approved by: Quality Manager |
| Test Dates: 02/15/2021-03/22/2021 | DUT Type: Tablet Device | | APPENDIX E: Page 5 of 6 |



SAR Test Setup Photo 7: Left Edge at 0.0 cm

| | | | |
|---------------------------------------------|-----------------------------------------------------------------------------------------------------------------------------------------|------------------------------|----------------------------------------|
| FCC ID: BCGA2459 |  PCTEST <small>Proud to be part of</small> | SAR EVALUATION REPORT | Approved by: Quality Manager |
| Test Dates: 02/15/2021-03/22/2021 | DUT Type: Tablet Device | | APPENDIX E: Page 6 of 6 |