

Plot 7-528. Radiated Spurious Emissions above 1GHz Antenna 5b (802.11ax(SU) – Ch. 165)

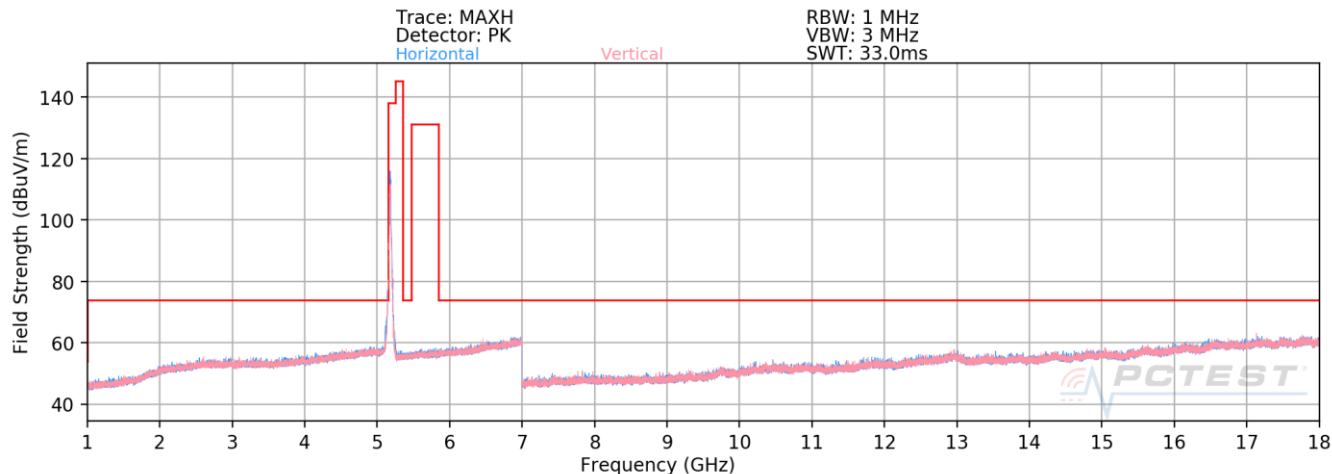
Mode: 802.11ax(SU)
Data Rate: MCS0
Distance of Measurements: 3 Meters
Operating Frequency: 5825MHz
Channel: 165

	Frequency [MHz]	Detector	Ant. Pol. [H/V]	Antenna Height [cm]	Turntable Azimuth [degree]	Analyzer Level [dBm]	AFCL [dB/m]	Field Strength [dBμV/m]	Limit [dBμV/m]	Margin [dB]
*	11650.00	Average	-	-	-	-84.12	16.07	38.95	53.98	-15.02
*	11650.00	Peak	-	-	-	-72.35	16.07	50.72	73.98	-23.25
	17475.00	Peak	-	-	-	-73.12	21.61	55.49	68.20	-12.71

Table 7-143. Radiated Measurements Antenna 5b

FCC ID: BCGA2301 IC: 579C-A2301	PCTEST Proud to be part of element	MEASUREMENT REPORT (CERTIFICATION)	Approved by: Quality Manager
Test Report S/N: 1C2101020002-15.BCG	Test Dates: 12/12/2020 - 3/10/2021	EUT Type: Tablet Device	Page 190 of 354

7.6.2 Antenna 4b Radiated Spurious Emission



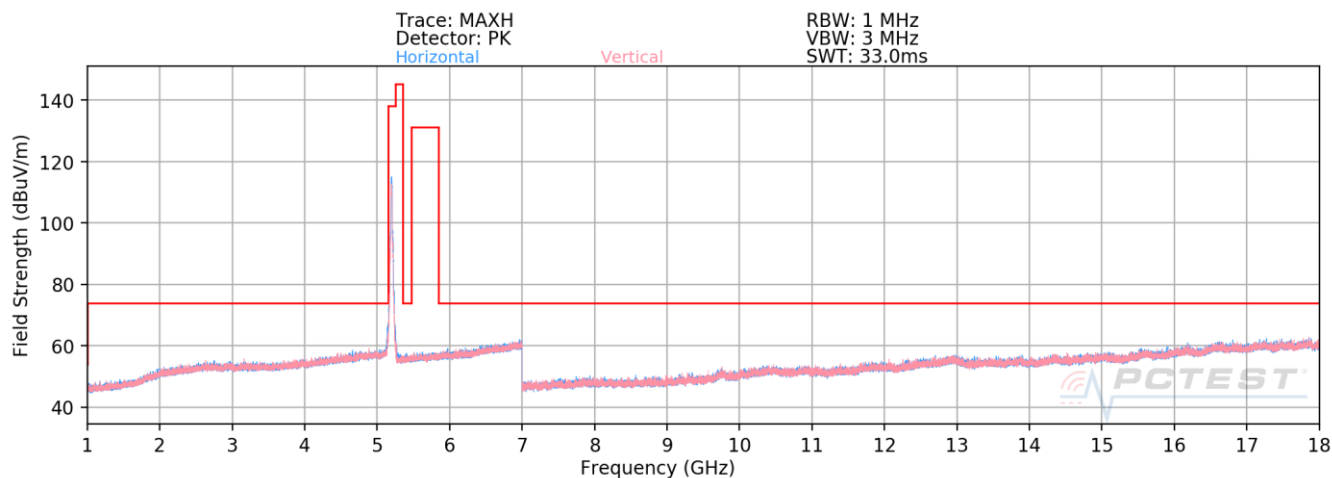
Plot 7-529. Radiated Spurious Emissions above 1GHz Antenna 4b (802.11n – Ch. 36)

Mode: 802.11n
Data Rate: MCS0
Distance of Measurements: 3 Meters
Operating Frequency: 5180MHz
Channel: 36

Frequency [MHz]	Detector	Ant. Pol. [H/V]	Antenna Height [cm]	Turntable Azimuth [degree]	Analyzer Level [dBm]	AFCL [dB/m]	Field Strength [dBuV/m]	Limit [dBuV/m]	Margin [dB]
10360.00	Peak	V	253	240		15.07	54.59	68.20	-13.61
* 15540.00	Average	-	-	-	-85.73	20.21	41.48	53.98	-12.50
* 15540.00	Peak	-	-	-	-75.56	20.21	51.65	73.98	-22.33

Table 7-144. Radiated Measurements Antenna 4b

FCC ID: BCGA2301 IC: 579C-A2301	PCTEST Proud to be part of element	MEASUREMENT REPORT (CERTIFICATION)	Approved by: Quality Manager
Test Report S/N: 1C2101020002-15.BCG	Test Dates: 12/12/2020 - 3/10/2021	EUT Type: Tablet Device	Page 191 of 354



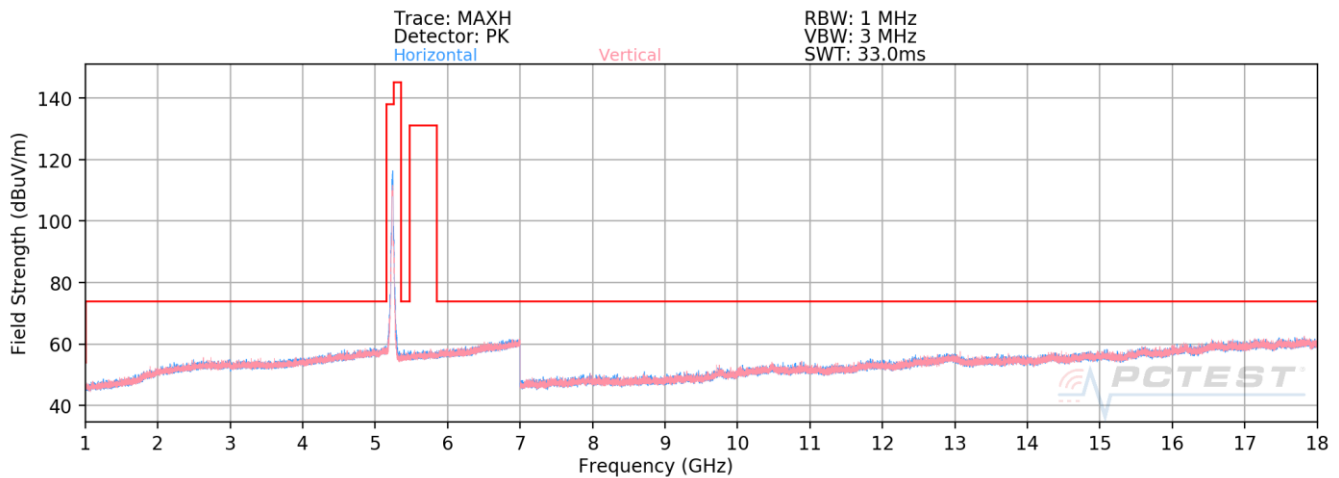
Plot 7-530. Radiated Spurious Emissions above 1GHz Antenna 4b (802.11n – Ch. 40)

Mode: 802.11n
Data Rate: MCS0
Distance of Measurements: 3 Meters
Operating Frequency: 5200MHz
Channel: 40

Frequency [MHz]	Detector	Ant. Pol. [H/V]	Antenna Height [cm]	Turntable Azimuth [degree]	Analyzer Level [dBm]	AFCL [dB/m]	Field Strength [dBμV/m]	Limit [dBμV/m]	Margin [dB]
10400.00	Peak	V	249	234	-66.96	15.60	55.64	68.20	-12.56
* 15600.00	Average	-	-	-	-85.59	19.93	41.34	53.98	-12.64
* 15600.00	Peak	-	-	-	-74.53	19.93	52.40	73.98	-21.58

Table 7-145. Radiated Measurements Antenna 4b

FCC ID: BCGA2301 IC: 579C-A2301	PCTEST Proud to be part of element	MEASUREMENT REPORT (CERTIFICATION)	Approved by: Quality Manager
Test Report S/N: 1C2101020002-15.BCG	Test Dates: 12/12/2020 - 3/10/2021	EUT Type: Tablet Device	Page 192 of 354



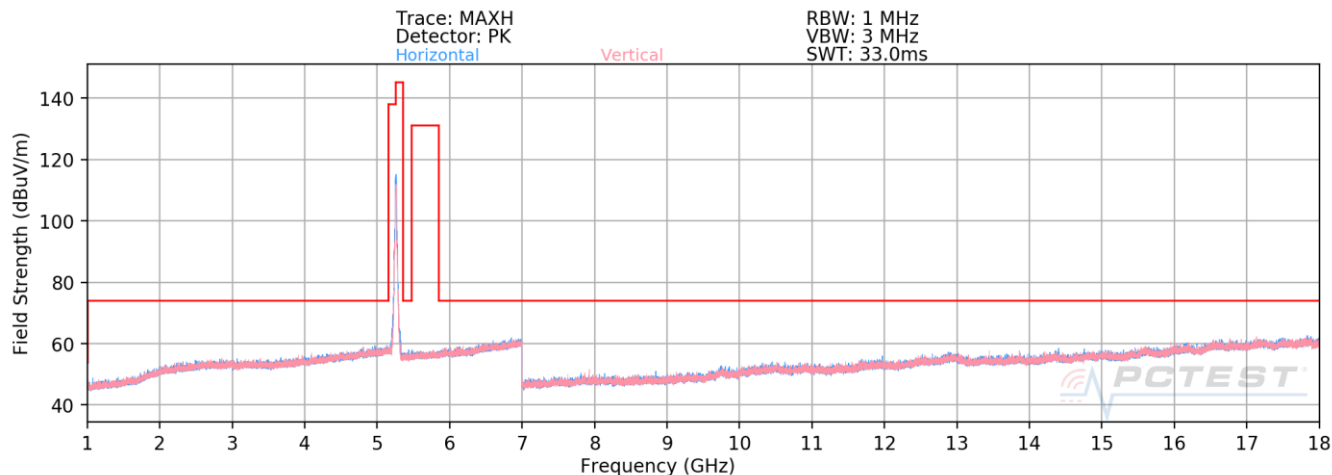
Plot 7-531. Radiated Spurious Emissions above 1GHz Antenna 4b (802.11n – Ch. 48)

Mode: 802.11n
Data Rate: MCS0
Distance of Measurements: 3 Meters
Operating Frequency: 5240MHz
Channel: 48

Frequency [MHz]	Detector	Ant. Pol. [H/V]	Antenna Height [cm]	Turntable Azimuth [degree]	Analyzer Level [dBm]	AFCL [dB/m]	Field Strength [dBuV/m]	Limit [dBuV/m]	Margin [dB]
10480.00	Peak	V	262	233	-66.43	14.90	55.47	68.20	-12.73
* 15720.00	Average	-	-	-	-85.88	20.62	41.74	53.98	-12.24
* 15720.00	Peak	-	-	-	-74.66	20.62	52.96	73.98	-21.02

Table 7-146. Radiated Measurements Antenna 4b

FCC ID: BCGA2301 IC: 579C-A2301	PCTEST Proud to be part of element	MEASUREMENT REPORT (CERTIFICATION)	Approved by: Quality Manager
Test Report S/N: 1C2101020002-15.BCG	Test Dates: 12/12/2020 - 3/10/2021	EUT Type: Tablet Device	Page 193 of 354



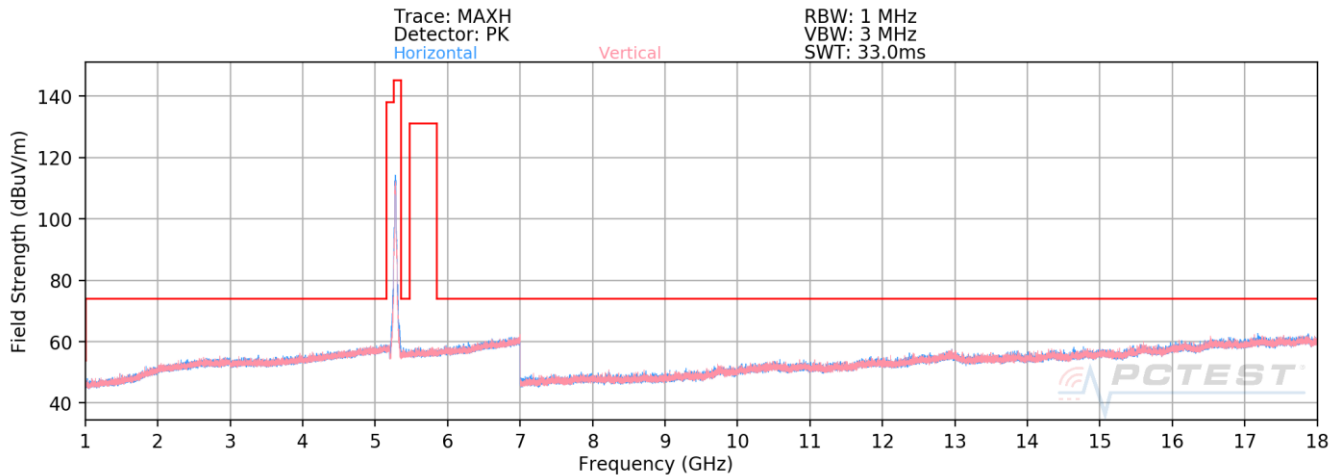
Plot 7-532. Radiated Spurious Emissions above 1GHz Antenna 4b (802.11n – Ch. 52)

Mode: 802.11n
Data Rate: MCS0
Distance of Measurements: 3 Meters
Operating Frequency: 5260MHz
Channel: 52

Frequency [MHz]	Detector	Ant. Pol. [H/V]	Antenna Height [cm]	Turntable Azimuth [degree]	Analyzer Level [dBm]	AFCL [dB/m]	Field Strength [dBμV/m]	Limit [dBμV/m]	Margin [dB]
10520.00	Peak	V	265	237	-65.41	14.63	56.22	68.20	-11.98
* 15780.00	Average	-	-	-	-85.65	20.06	41.41	53.98	-12.57
* 15780.00	Peak	-	-	-	-74.86	20.06	52.20	73.98	-21.78

Table 7-147. Radiated Measurements Antenna 4b

FCC ID: BCGA2301 IC: 579C-A2301	PCTEST Proud to be part of element	MEASUREMENT REPORT (CERTIFICATION)	Approved by: Quality Manager
Test Report S/N: 1C2101020002-15.BCG	Test Dates: 12/12/2020 - 3/10/2021	EUT Type: Tablet Device	Page 194 of 354



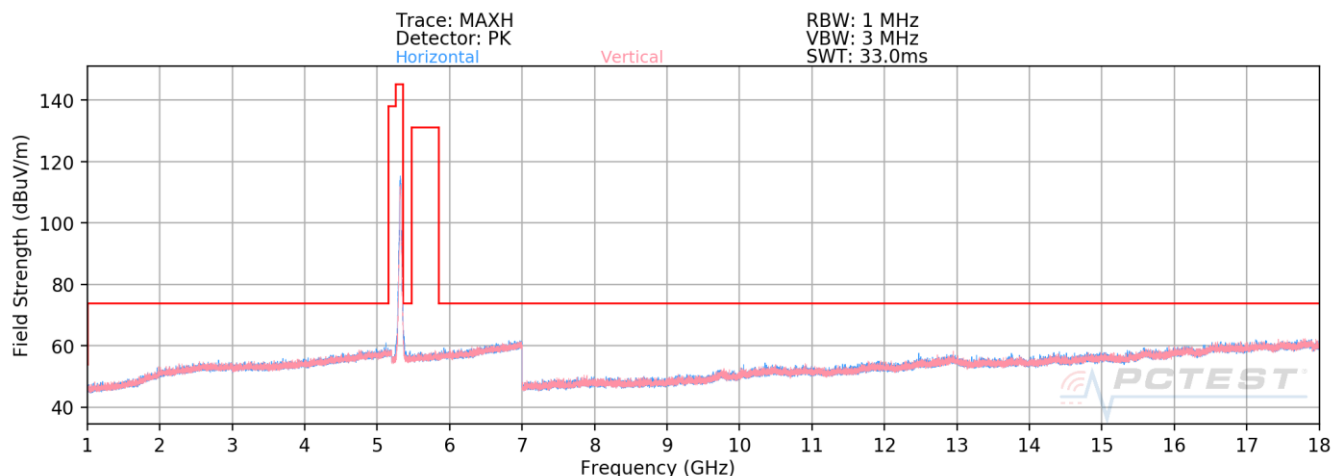
Plot 7-533. Radiated Spurious Emissions above 1GHz Antenna 4b (802.11n – Ch. 56)

Mode: 802.11n
Data Rate: MCS0
Distance of Measurements: 3 Meters
Operating Frequency: 5280MHz
Channel: 56

Frequency [MHz]	Detector	Ant. Pol. [H/V]	Antenna Height [cm]	Turntable Azimuth [degree]	Analyzer Level [dBm]	AFCL [dB/m]	Field Strength [dBuV/m]	Limit [dBuV/m]	Margin [dB]
10560.00	Peak	V	262	231	-69.02	15.10	53.08	68.20	-15.12
* 15840.00	Average	-	-	-	-85.16	20.23	42.07	53.98	-11.91
* 15840.00	Peak	-	-	-	-74.34	20.23	52.89	73.98	-21.09

Table 7-148. Radiated Measurements Antenna 4b

FCC ID: BCGA2301 IC: 579C-A2301	PCTEST Proud to be part of element	MEASUREMENT REPORT (CERTIFICATION)	Approved by: Quality Manager
Test Report S/N: 1C2101020002-15.BCG	Test Dates: 12/12/2020 - 3/10/2021	EUT Type: Tablet Device	Page 195 of 354



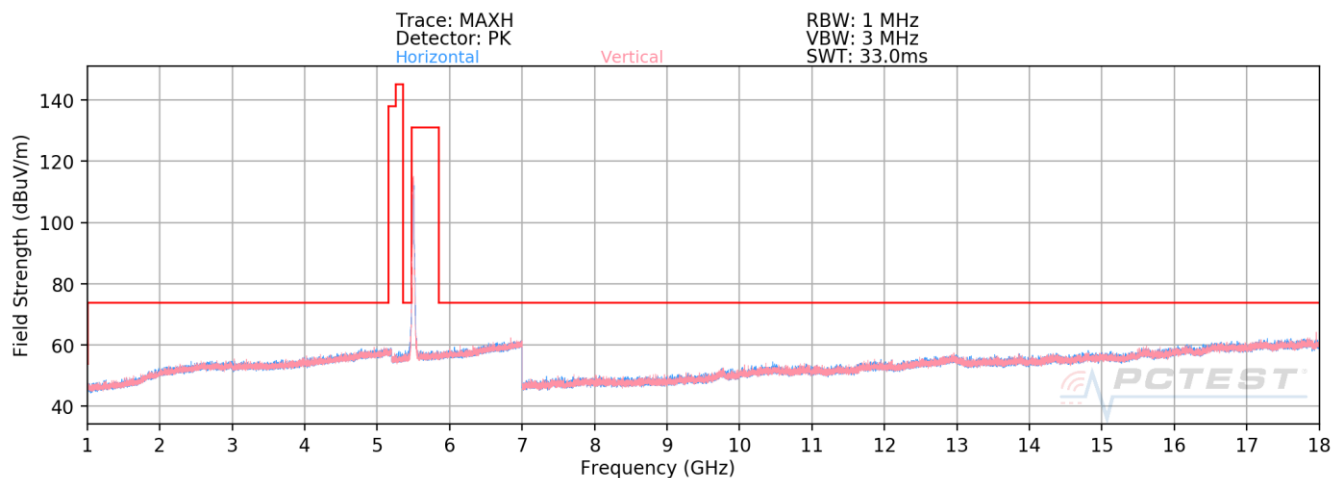
Plot 7-534. Radiated Spurious Emissions above 1GHz Antenna 4b (802.11n – Ch. 64)

Mode: 802.11n
Data Rate: MCS0
Distance of Measurements: 3 Meters
Operating Frequency: 5320MHz
Channel: 64

	Frequency [MHz]	Detector	Ant. Pol. [H/V]	Antenna Height [cm]	Turntable Azimuth [degree]	Analyzer Level [dBm]	AFCL [dB/m]	Field Strength [dBμV/m]	Limit [dBμV/m]	Margin [dB]
*	10640.00	Average	V	248	228	-79.13	15.44	43.31	53.98	-10.67
*	10640.00	Peak	V	248	228	-68.17	15.44	54.27	73.98	-19.71
*	15960.00	Average	-	-	-	-85.61	20.99	42.38	53.98	-11.60
*	15960.00	Peak	-	-	-	-74.50	20.99	53.49	73.98	-20.49

Table 7-149. Radiated Measurements Antenna 4b

FCC ID: BCGA2301 IC: 579C-A2301	PCTEST Proud to be part of element	MEASUREMENT REPORT (CERTIFICATION)	Approved by: Quality Manager
Test Report S/N: 1C2101020002-15.BCG	Test Dates: 12/12/2020 - 3/10/2021	EUT Type: Tablet Device	Page 196 of 354



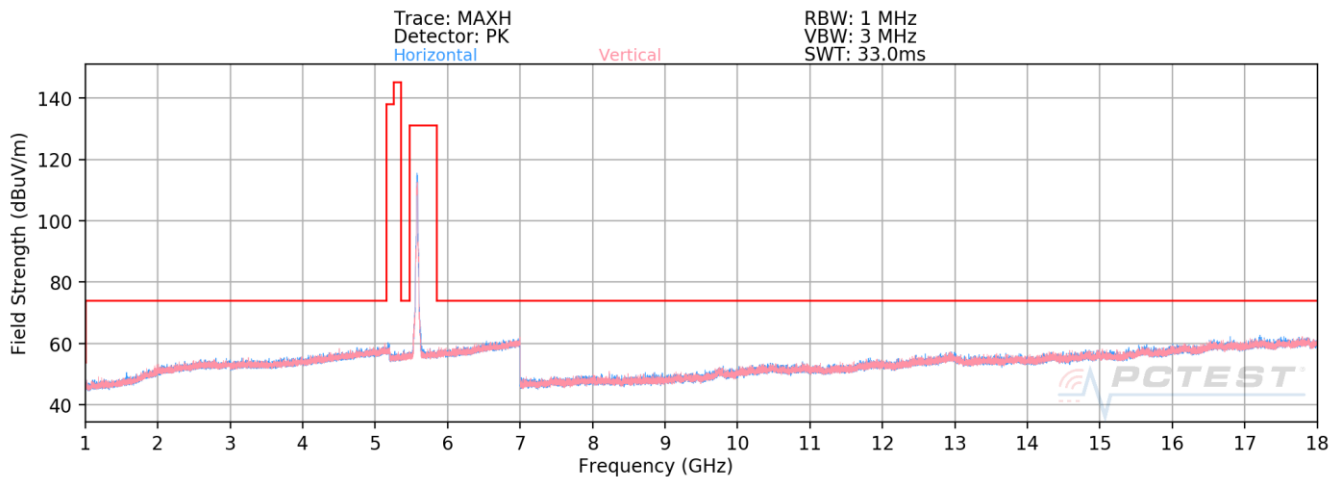
Plot 7-535. Radiated Spurious Emissions above 1GHz Antenna 4b (802.11n – Ch. 100)

Mode: 802.11n
Data Rate: MCS0
Distance of Measurements: 3 Meters
Operating Frequency: 5500MHz
Channel: 100

Frequency [MHz]	Detector	Ant. Pol. [H/V]	Antenna Height [cm]	Turntable Azimuth [degree]	Analyzer Level [dBm]	AFCL [dB/m]	Field Strength [dBuV/m]	Limit [dBuV/m]	Margin [dB]
* 11000.00	Average	-	-	-	-85.29	15.95	37.66	53.98	-16.32
* 11000.00	Peak	-	-	-	-75.11	15.95	47.84	73.98	-26.14
16500.00	Peak	-	-	-	-74.90	21.84	53.94	68.20	-14.26

Table 7-150. Radiated Measurements Antenna 4b

FCC ID: BCGA2301 IC: 579C-A2301	PCTEST Proud to be part of element	MEASUREMENT REPORT (CERTIFICATION)	Approved by: Quality Manager
Test Report S/N: 1C2101020002-15.BCG	Test Dates: 12/12/2020 - 3/10/2021	EUT Type: Tablet Device	Page 197 of 354



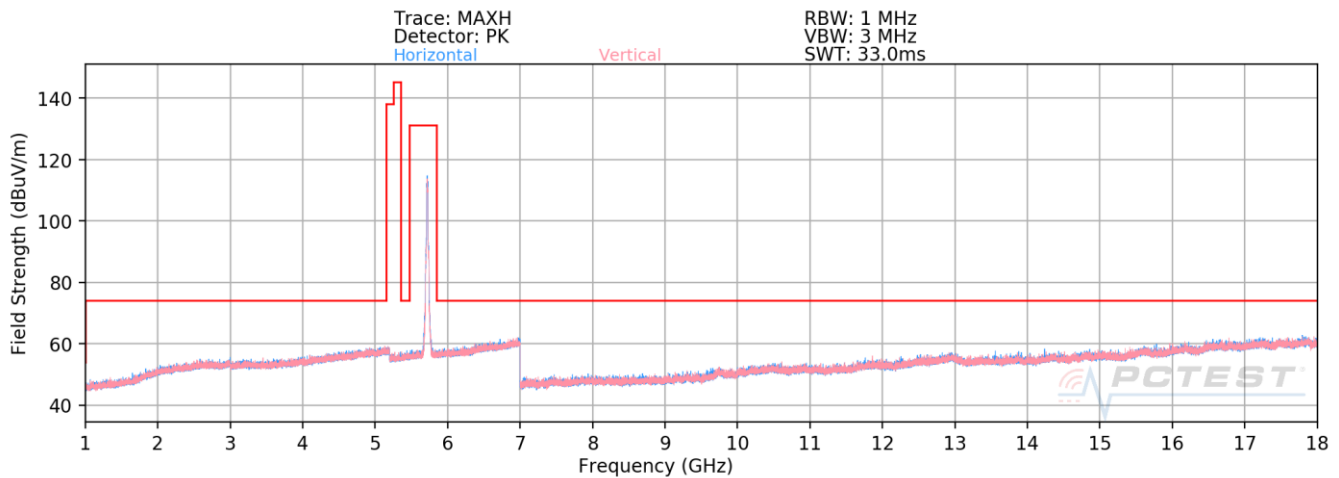
Plot 7-536. Radiated Spurious Emissions above 1GHz Antenna 4b (802.11n – Ch. 116)

Mode: 802.11n
Data Rate: MCS0
Distance of Measurements: 3 Meters
Operating Frequency: 5580MHz
Channel: 116

	Frequency [MHz]	Detector	Ant. Pol. [H/V]	Antenna Height [cm]	Turntable Azimuth [degree]	Analyzer Level [dBm]	AFCL [dB/m]	Field Strength [dBμV/m]	Limit [dBμV/m]	Margin [dB]
*	11160.00	Average	-	-	-	-85.32	15.26	36.94	53.98	-17.04
*	11160.00	Peak	-	-	-	-73.99	15.26	48.27	73.98	-25.71
	16740.00	Peak	-	-	-	-74.58	21.63	54.05	68.20	-14.15

Table 7-151. Radiated Measurements Antenna 4b

FCC ID: BCGA2301 IC: 579C-A2301	PCTEST Proud to be part of element	MEASUREMENT REPORT (CERTIFICATION)	Approved by: Quality Manager
Test Report S/N: 1C2101020002-15.BCG	Test Dates: 12/12/2020 - 3/10/2021	EUT Type: Tablet Device	Page 198 of 354



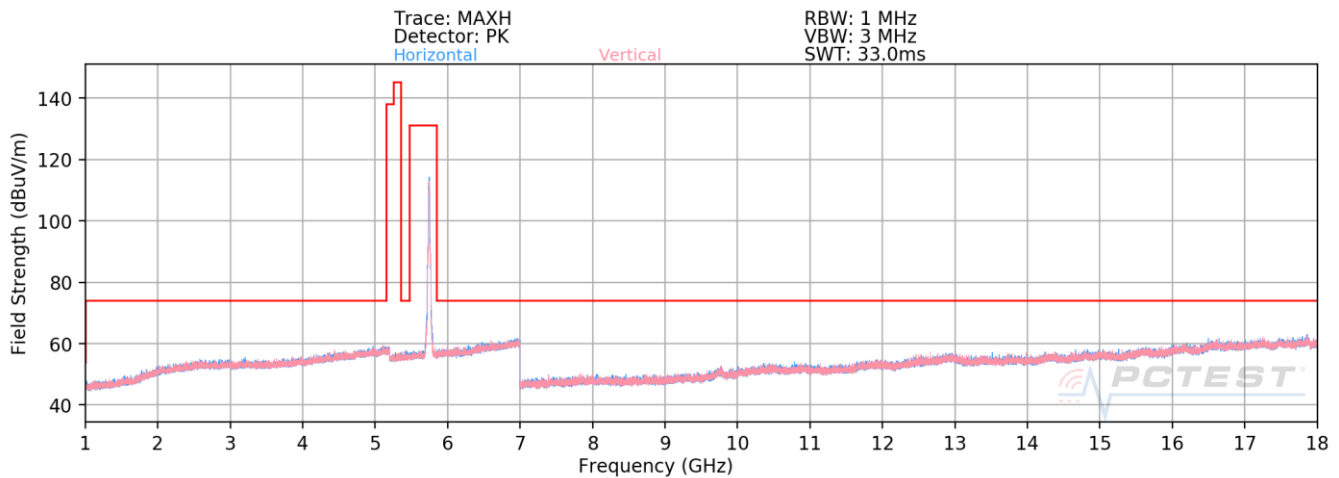
Plot 7-537. Radiated Spurious Emissions above 1GHz Antenna 4b (802.11n – Ch. 144)

Mode: 802.11n
Data Rate: MCS0
Distance of Measurements: 3 Meters
Operating Frequency: 5720MHz
Channel: 144

Frequency [MHz]	Detector	Ant. Pol. [H/V]	Antenna Height [cm]	Turntable Azimuth [degree]	Analyzer Level [dBm]	AFCL [dB/m]	Field Strength [dBμV/m]	Limit [dBμV/m]	Margin [dB]
* 11440.00	Average	-	-	-	-85.13	15.99	37.86	53.98	-16.12
* 11440.00	Peak	-	-	-	-75.18	15.99	47.81	73.98	-26.17
17160.00	Peak	-	-	-	-74.18	21.48	54.30	68.20	-13.90

Table 7-152. Radiated Measurements Antenna 4b

FCC ID: BCGA2301 IC: 579C-A2301	PCTEST Proud to be part of element	MEASUREMENT REPORT (CERTIFICATION)	Approved by: Quality Manager
Test Report S/N: 1C2101020002-15.BCG	Test Dates: 12/12/2020 - 3/10/2021	EUT Type: Tablet Device	Page 199 of 354



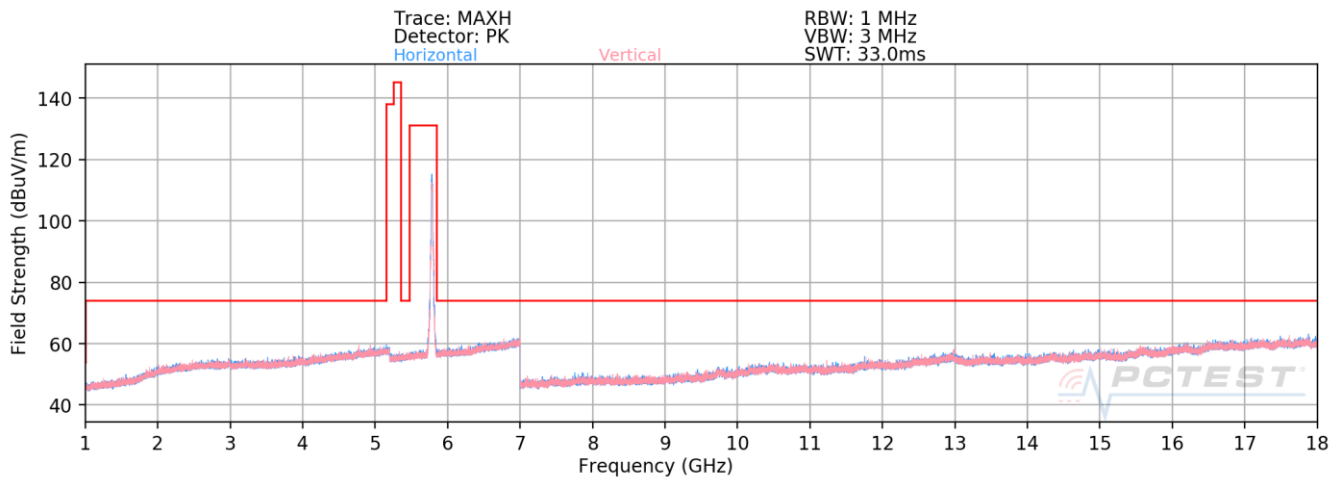
Plot 7-538. Radiated Spurious Emissions above 1GHz Antenna 4b (802.11n – Ch. 149)

Mode: 802.11n
Data Rate: MCS0
Distance of Measurements: 3 Meters
Operating Frequency: 5745MHz
Channel: 149

	Frequency [MHz]	Detector	Ant. Pol. [H/V]	Antenna Height [cm]	Turntable Azimuth [degree]	Analyzer Level [dBm]	AFCL [dB/m]	Field Strength [dBμV/m]	Limit [dBμV/m]	Margin [dB]
*	11490.00	Average	-	-	-	-85.49	16.18	37.69	53.98	-16.29
*	11490.00	Peak	-	-	-	-74.85	16.18	48.33	73.98	-25.65
	17235.00	Peak	-	-	-	-74.25	21.28	54.03	68.20	-14.17

Table 7-153. Radiated Measurements Antenna 4b

FCC ID: BCGA2301 IC: 579C-A2301	PCTEST Proud to be part of element	MEASUREMENT REPORT (CERTIFICATION)	Approved by: Quality Manager
Test Report S/N: 1C2101020002-15.BCG	Test Dates: 12/12/2020 - 3/10/2021	EUT Type: Tablet Device	Page 200 of 354



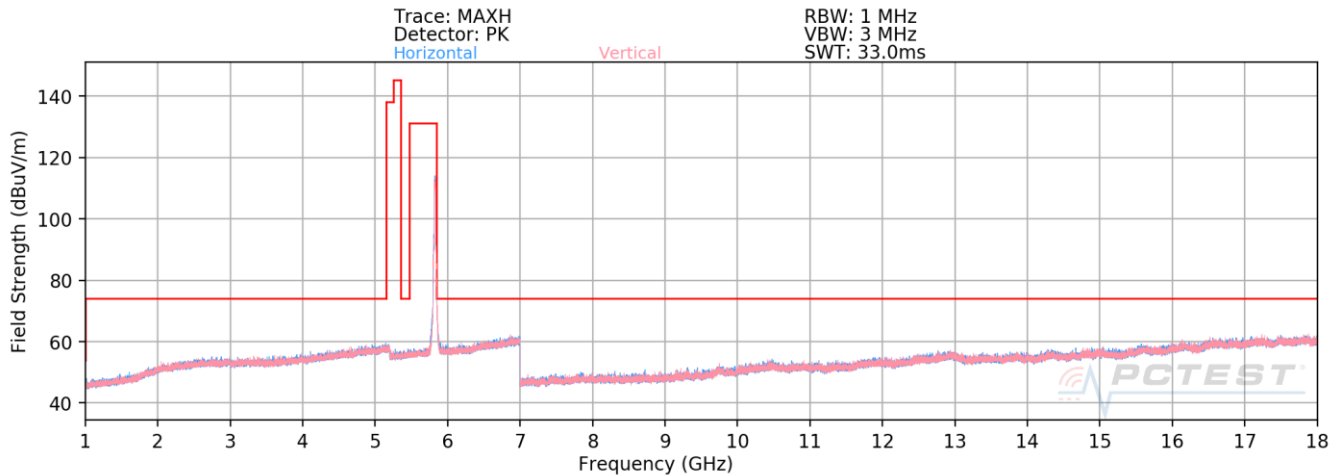
Plot 7-539. Radiated Spurious Emissions above 1GHz Antenna 4b (802.11n – Ch. 157)

Mode: 802.11n
Data Rate: MCS0
Distance of Measurements: 3 Meters
Operating Frequency: 5785MHz
Channel: 157

	Frequency [MHz]	Detector	Ant. Pol. [H/V]	Antenna Height [cm]	Turntable Azimuth [degree]	Analyzer Level [dBm]	AFCL [dB/m]	Field Strength [dBμV/m]	Limit [dBμV/m]	Margin [dB]
*	11570.00	Average	-	-	-	-85.40	15.82	37.42	53.98	-16.56
*	11570.00	Peak	-	-	-	-74.15	15.82	48.67	73.98	-25.31
	17355.00	Peak	-	-	-	-74.05	21.15	54.10	68.20	-14.10

Table 7-154. Radiated Measurements Antenna 4b

FCC ID: BCGA2301 IC: 579C-A2301	PCTEST Proud to be part of element	MEASUREMENT REPORT (CERTIFICATION)	Approved by: Quality Manager
Test Report S/N: 1C2101020002-15.BCG	Test Dates: 12/12/2020 - 3/10/2021	EUT Type: Tablet Device	Page 201 of 354



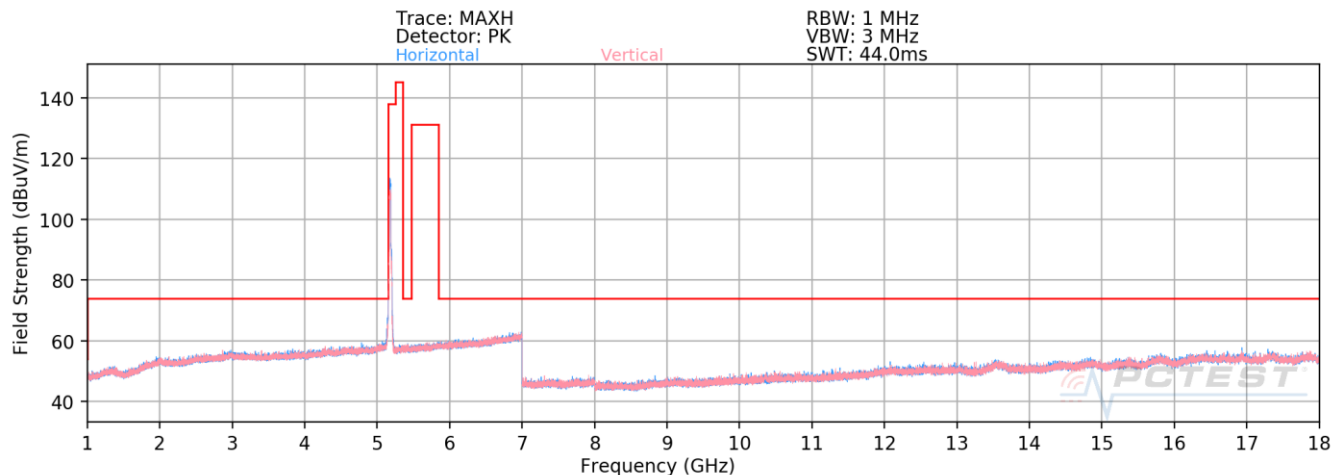
Plot 7-540. Radiated Spurious Emissions above 1GHz Antenna 4b (802.11n – Ch. 165)

Mode: 802.11n
Data Rate: MCS0
Distance of Measurements: 3 Meters
Operating Frequency: 5825MHz
Channel: 165

	Frequency [MHz]	Detector	Ant. Pol. [H/V]	Antenna Height [cm]	Turntable Azimuth [degree]	Analyzer Level [dBm]	AFCL [dB/m]	Field Strength [dBuV/m]	Limit [dBuV/m]	Margin [dB]
*	11650.00	Average	-	-	-	-85.59	16.39	37.80	53.98	-16.18
*	11650.00	Peak	-	-	-	-74.18	16.39	49.21	73.98	-24.77
	17475.00	Peak	-	-	-	-75.03	21.19	53.16	68.20	-15.04

Table 7-155. Radiated Measurements Antenna 4b

FCC ID: BCGA2301 IC: 579C-A2301	PCTEST Proud to be part of element	MEASUREMENT REPORT (CERTIFICATION)	Approved by: Quality Manager
Test Report S/N: 1C2101020002-15.BCG	Test Dates: 12/12/2020 - 3/10/2021	EUT Type: Tablet Device	Page 202 of 354



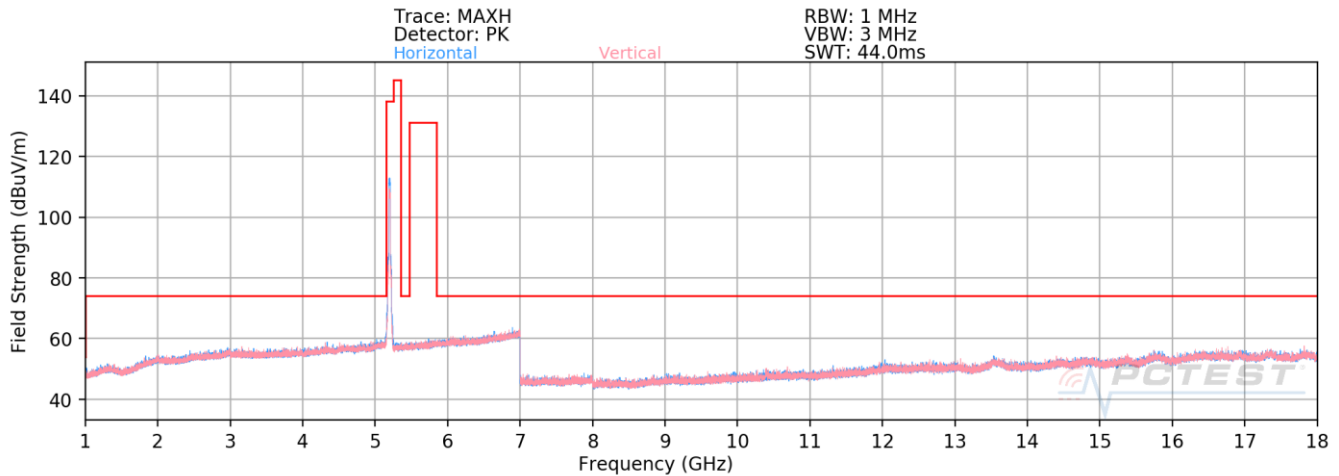
Plot 7-541. Radiated Spurious Emissions above 1GHz Antenna 4b (802.11ax(SU) – Ch. 36)

Mode: 802.11ax(SU)
Data Rate: MCS0
Distance of Measurements: 3 Meters
Operating Frequency: 5180MHz
Channel: 36

Frequency [MHz]	Detector	Ant. Pol. [H/V]	Antenna Height [cm]	Turntable Azimuth [degree]	Analyzer Level [dBm]	AFCL [dB/m]	Field Strength [dBμV/m]	Limit [dBμV/m]	Margin [dB]
10360.00	Peak	-	-	-	-70.25	14.04	50.79	68.20	-17.41
* 15540.00	Average	-	-	-	-85.62	20.21	41.59	53.98	-12.39
* 15540.00	Peak	-	-	-	-73.60	20.21	53.61	73.98	-20.37

Table 7-156. Radiated Measurements Antenna 4b

FCC ID: BCGA2301 IC: 579C-A2301	PCTEST Proud to be part of element	MEASUREMENT REPORT (CERTIFICATION)	Approved by: Quality Manager
Test Report S/N: 1C2101020002-15.BCG	Test Dates: 12/12/2020 - 3/10/2021	EUT Type: Tablet Device	Page 203 of 354



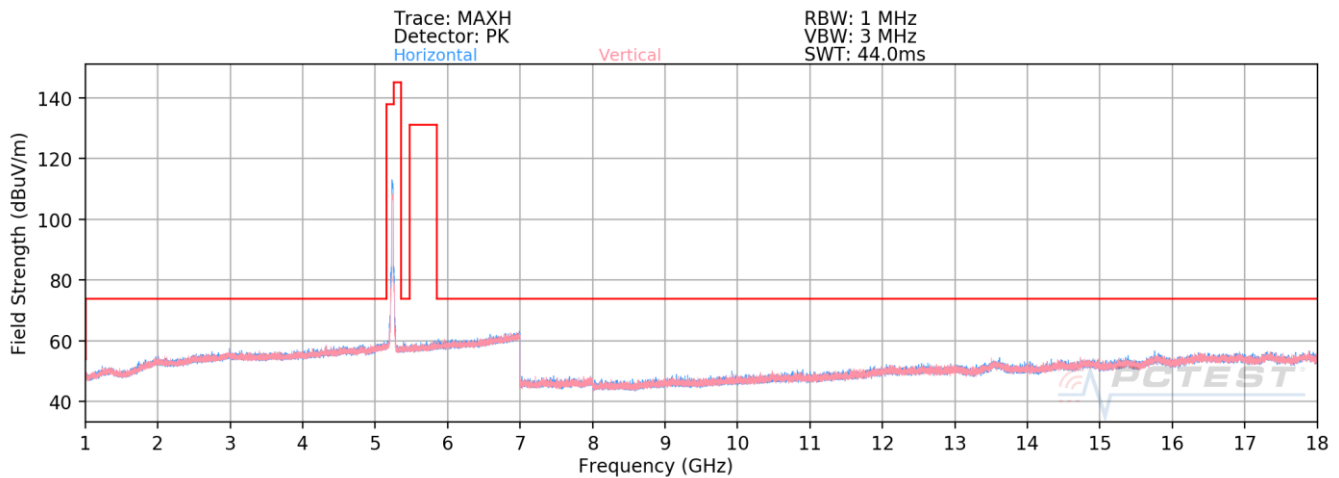
Plot 7-542. Radiated Spurious Emissions above 1GHz Antenna 4b (802.11ax(SU) – Ch. 40)

Mode: 802.11ax(SU)
Data Rate: MCS0
Distance of Measurements: 3 Meters
Operating Frequency: 5200MHz
Channel: 40

Frequency [MHz]	Detector	Ant. Pol. [H/V]	Antenna Height [cm]	Turntable Azimuth [degree]	Analyzer Level [dBm]	AFCL [dB/m]	Field Strength [dBμV/m]	Limit [dBμV/m]	Margin [dB]
10400.00	Peak	-	-	-	-70.85	14.30	50.45	68.20	-17.75
* 15600.00	Average	-	-	-	-85.58	20.72	42.14	53.98	-11.84
* 15600.00	Peak	-	-	-	-73.73	20.72	53.99	73.98	-19.99

Table 7-157. Radiated Measurements Antenna 4b

FCC ID: BCGA2301 IC: 579C-A2301	PCTEST Proud to be part of element	MEASUREMENT REPORT (CERTIFICATION)	Approved by: Quality Manager
Test Report S/N: 1C2101020002-15.BCG	Test Dates: 12/12/2020 - 3/10/2021	EUT Type: Tablet Device	Page 204 of 354



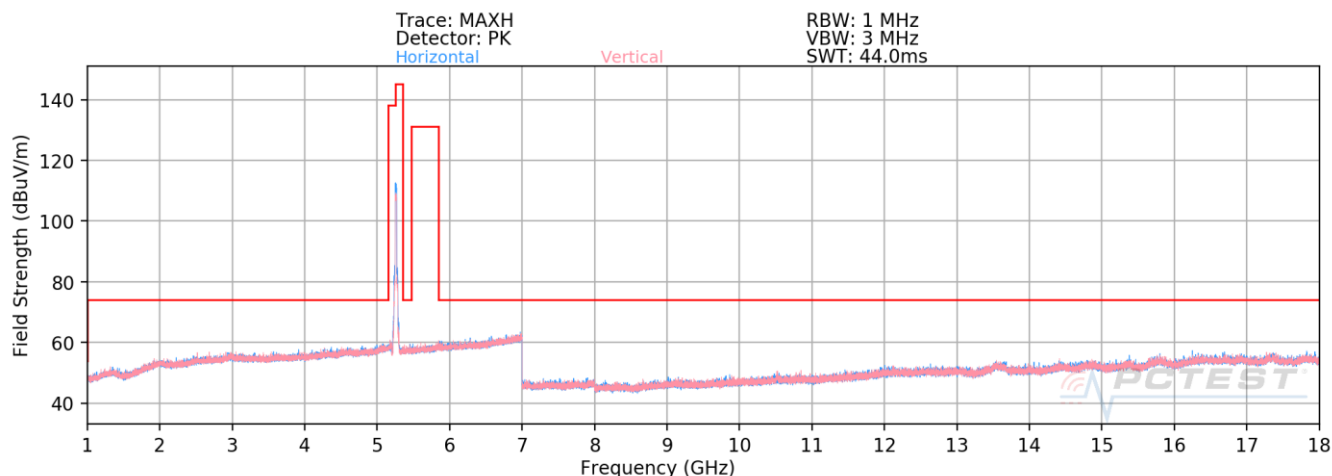
Plot 7-543. Radiated Spurious Emissions above 1GHz Antenna 4b (802.11ax(SU) – Ch. 48)

Mode: 802.11ax(SU)
Data Rate: MCS0
Distance of Measurements: 3 Meters
Operating Frequency: 5240MHz
Channel: 48

Frequency [MHz]	Detector	Ant. Pol. [H/V]	Antenna Height [cm]	Turntable Azimuth [degree]	Analyzer Level [dBm]	AFCL [dB/m]	Field Strength [dBμV/m]	Limit [dBμV/m]	Margin [dB]
10480.00	Peak	-	-	-	-71.09	14.46	50.37	68.20	-17.83
* 15720.00	Average	-	-	-	-85.80	21.44	42.64	53.98	-11.34
* 15720.00	Peak	-	-	-	-74.29	21.44	54.15	73.98	-19.83

Table 7-158. Radiated Measurements Antenna 4b

FCC ID: BCGA2301 IC: 579C-A2301	PCTEST Proud to be part of element	MEASUREMENT REPORT (CERTIFICATION)	Approved by: Quality Manager
Test Report S/N: 1C2101020002-15.BCG	Test Dates: 12/12/2020 - 3/10/2021	EUT Type: Tablet Device	Page 205 of 354



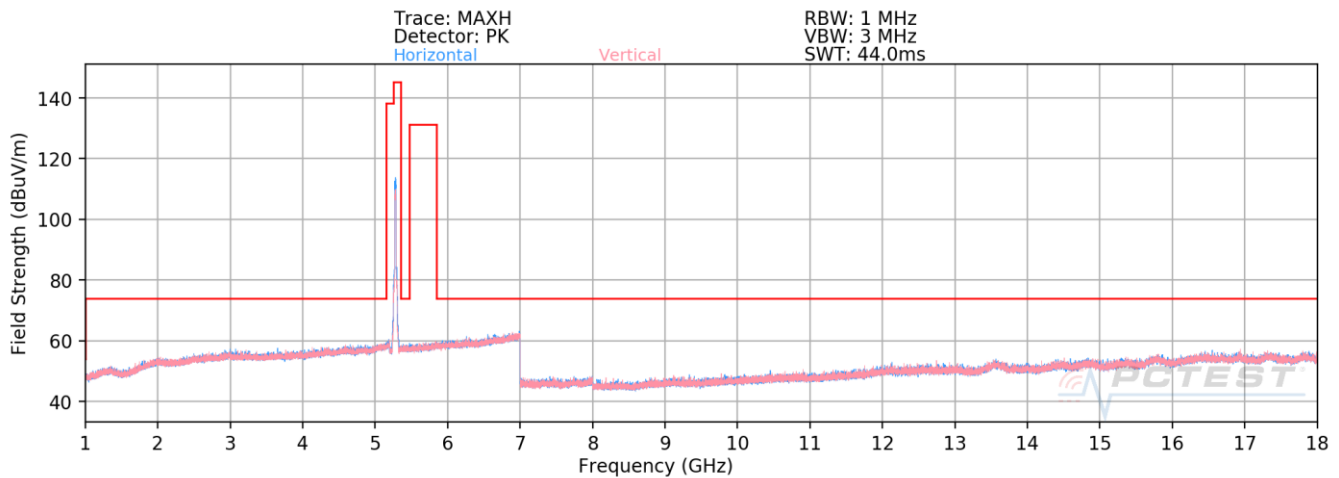
Plot 7-544. Radiated Spurious Emissions above 1GHz Antenna 4b (802.11ax(SU) – Ch. 52)

Mode: 802.11ax(SU)
Data Rate: MCS0
Distance of Measurements: 3 Meters
Operating Frequency: 5260MHz
Channel: 52

Frequency [MHz]	Detector	Ant. Pol. [H/V]	Antenna Height [cm]	Turntable Azimuth [degree]	Analyzer Level [dBm]	AFCL [dB/m]	Field Strength [dBμV/m]	Limit [dBμV/m]	Margin [dB]
10520.00	Peak	-	-	-	-70.76	14.47	50.71	68.20	-17.49
* 15780.00	Average	-	-	-	-86.20	22.02	42.82	53.98	-11.16
* 15780.00	Peak	-	-	-	-74.27	22.02	54.75	73.98	-19.23

Table 7-159. Radiated Measurements Antenna 4b

FCC ID: BCGA2301 IC: 579C-A2301	PCTEST Proud to be part of element	MEASUREMENT REPORT (CERTIFICATION)	Approved by: Quality Manager
Test Report S/N: 1C2101020002-15.BCG	Test Dates: 12/12/2020 - 3/10/2021	EUT Type: Tablet Device	Page 206 of 354



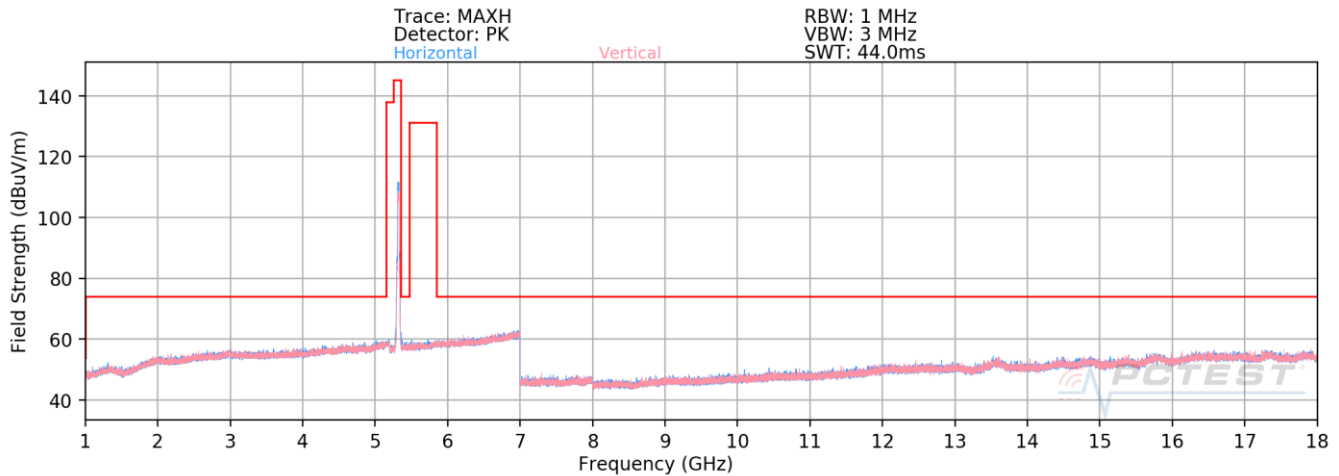
Plot 7-545. Radiated Spurious Emissions above 1GHz Antenna 4b (802.11ax(SU) – Ch. 56)

Mode: 802.11ax(SU)
Data Rate: MCS0
Distance of Measurements: 3 Meters
Operating Frequency: 5280MHz
Channel: 56

Frequency [MHz]	Detector	Ant. Pol. [H/V]	Antenna Height [cm]	Turntable Azimuth [degree]	Analyzer Level [dBm]	AFCL [dB/m]	Field Strength [dBuV/m]	Limit [dBuV/m]	Margin [dB]
10560.00	Peak	-	-	-	-71.26	14.03	49.77	68.20	-18.43
* 15840.00	Average	-	-	-	-86.08	21.91	42.83	53.98	-11.15
* 15840.00	Peak	-	-	-	-73.53	21.91	55.38	73.98	-18.60

Table 7-160. Radiated Measurements Antenna 4b

FCC ID: BCGA2301 IC: 579C-A2301	PCTEST Proud to be part of element	MEASUREMENT REPORT (CERTIFICATION)	Approved by: Quality Manager
Test Report S/N: 1C2101020002-15.BCG	Test Dates: 12/12/2020 - 3/10/2021	EUT Type: Tablet Device	Page 207 of 354



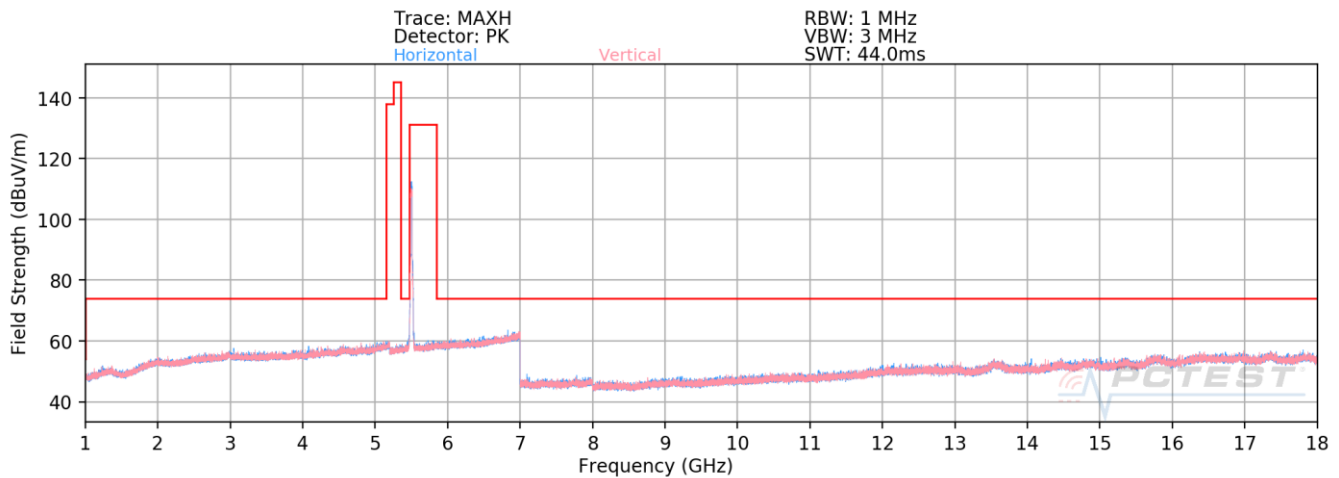
Plot 7-546. Radiated Spurious Emissions above 1GHz Antenna 4b (802.11ax(SU) – Ch. 64)

Mode: 802.11ax(SU)
Data Rate: MCS0
Distance of Measurements: 3 Meters
Operating Frequency: 5320MHz
Channel: 64

	Frequency [MHz]	Detector	Ant. Pol. [H/V]	Antenna Height [cm]	Turntable Azimuth [degree]	Analyzer Level [dBm]	AFCL [dB/m]	Field Strength [dBμV/m]	Limit [dBμV/m]	Margin [dB]
*	10640.00	Average	-	-	-	-83.29	14.23	37.94	53.98	-16.04
*	10640.00	Peak	-	-	-	-70.93	14.23	50.30	73.98	-23.68
*	15960.00	Average	-	-	-	-85.65	21.20	42.55	53.98	-11.43
*	15960.00	Peak	-	-	-	-73.93	21.20	54.27	73.98	-19.71

Table 7-161. Radiated Measurements Antenna 4b

FCC ID: BCGA2301 IC: 579C-A2301	PCTEST Proud to be part of element	MEASUREMENT REPORT (CERTIFICATION)	Approved by: Quality Manager
Test Report S/N: 1C2101020002-15.BCG	Test Dates: 12/12/2020 - 3/10/2021	EUT Type: Tablet Device	Page 208 of 354



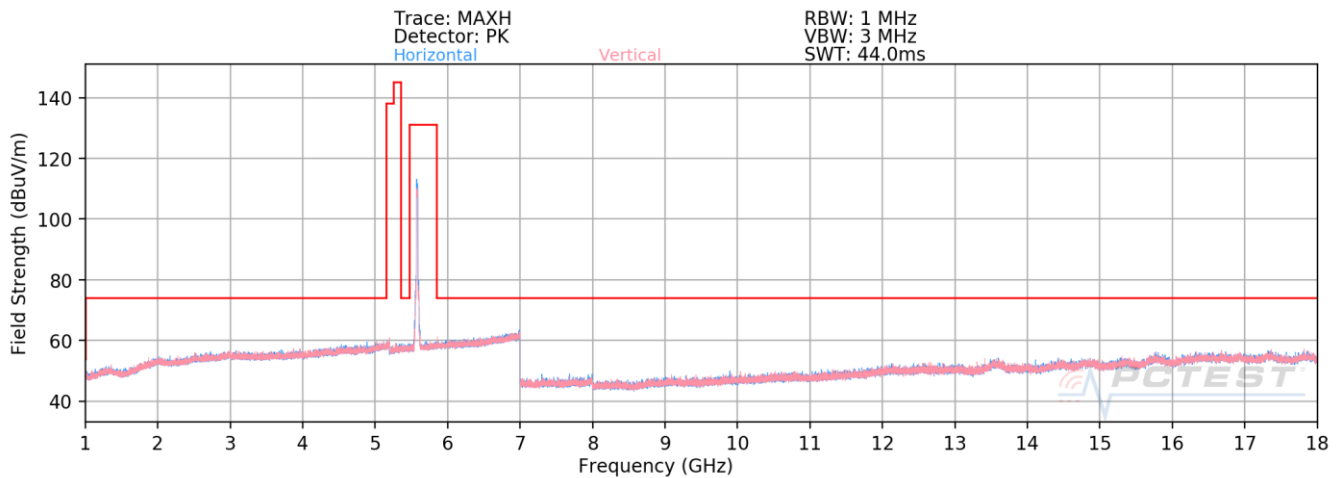
Plot 7-547. Radiated Spurious Emissions above 1GHz Antenna 4b (802.11ax(SU) – Ch. 100)

Mode: 802.11ax(SU)
Data Rate: MCS0
Distance of Measurements: 3 Meters
Operating Frequency: 5500MHz
Channel: 100

	Frequency [MHz]	Detector	Ant. Pol. [H/V]	Antenna Height [cm]	Turntable Azimuth [degree]	Analyzer Level [dBm]	AFCL [dB/m]	Field Strength [dBμV/m]	Limit [dBμV/m]	Margin [dB]
*	11000.00	Average	-	-	-	-84.12	15.07	37.95	53.98	-16.03
*	11000.00	Peak	-	-	-	-71.98	15.07	50.09	73.98	-23.89
	16500.00	Peak	-	-	-	-73.30	21.13	54.83	68.20	-13.37

Table 7-162. Radiated Measurements Antenna 4b

FCC ID: BCGA2301 IC: 579C-A2301	PCTEST Proud to be part of element	MEASUREMENT REPORT (CERTIFICATION)	Approved by: Quality Manager
Test Report S/N: 1C2101020002-15.BCG	Test Dates: 12/12/2020 - 3/10/2021	EUT Type: Tablet Device	Page 209 of 354



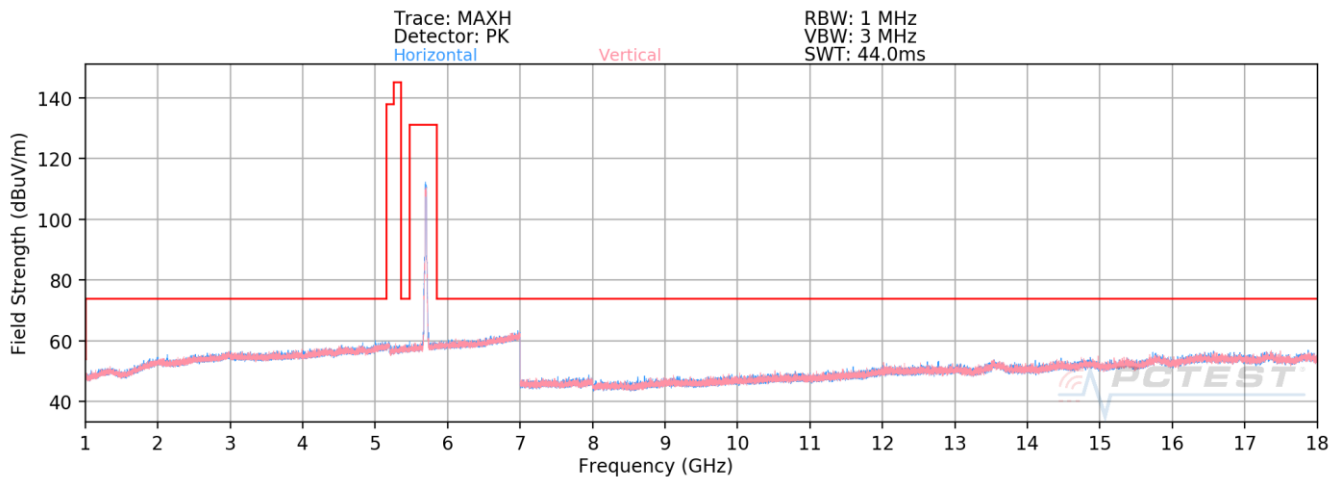
Plot 7-548. Radiated Spurious Emissions above 1GHz Antenna 4b (802.11ax(SU) – Ch. 116)

Mode: 802.11ax(SU)
Data Rate: MCS0
Distance of Measurements: 3 Meters
Operating Frequency: 5580MHz
Channel: 116

	Frequency [MHz]	Detector	Ant. Pol. [H/V]	Antenna Height [cm]	Turntable Azimuth [degree]	Analyzer Level [dBm]	AFCL [dB/m]	Field Strength [dBμV/m]	Limit [dBμV/m]	Margin [dB]
*	11160.00	Average	-	-	-	-83.91	15.10	38.19	53.98	-15.79
*	11160.00	Peak	-	-	-	-72.03	15.10	50.07	73.98	-23.91
	16740.00	Peak	-	-	-	-73.89	22.34	55.45	68.20	-12.75

Table 7-163. Radiated Measurements Antenna 4b

FCC ID: BCGA2301 IC: 579C-A2301	PCTEST Proud to be part of element	MEASUREMENT REPORT (CERTIFICATION)	Approved by: Quality Manager
Test Report S/N: 1C2101020002-15.BCG	Test Dates: 12/12/2020 - 3/10/2021	EUT Type: Tablet Device	Page 210 of 354



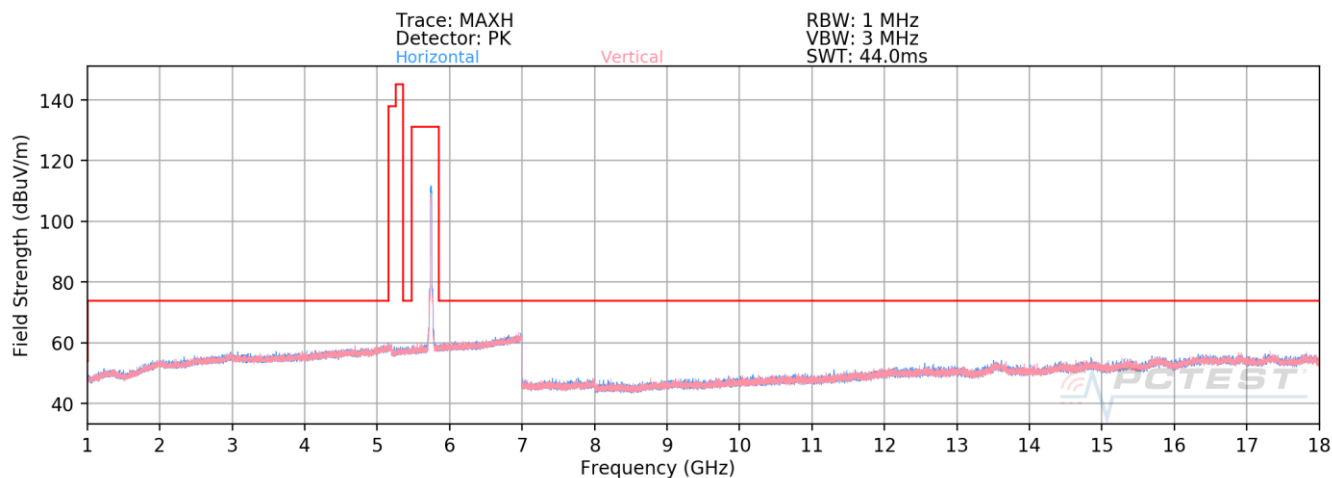
Plot 7-549. Radiated Spurious Emissions above 1GHz Antenna 4b (802.11ax(SU) – Ch. 144)

Mode: 802.11ax(SU)
Data Rate: MCS0
Distance of Measurements: 3 Meters
Operating Frequency: 5720MHz
Channel: 144

	Frequency [MHz]	Detector	Ant. Pol. [H/V]	Antenna Height [cm]	Turntable Azimuth [degree]	Analyzer Level [dBm]	AFCL [dB/m]	Field Strength [dBμV/m]	Limit [dBμV/m]	Margin [dB]
*	11440.00	Average	-	-	-	-84.09	15.39	38.30	53.98	-15.68
*	11440.00	Peak	-	-	-	-72.75	15.39	49.64	73.98	-24.34
	17160.00	Peak	-	-	-	-73.24	21.34	55.10	68.20	-13.10

Table 7-164. Radiated Measurements Antenna 4b

FCC ID: BCGA2301 IC: 579C-A2301	PCTEST Proud to be part of element	MEASUREMENT REPORT (CERTIFICATION)	Approved by: Quality Manager
Test Report S/N: 1C2101020002-15.BCG	Test Dates: 12/12/2020 - 3/10/2021	EUT Type: Tablet Device	Page 211 of 354



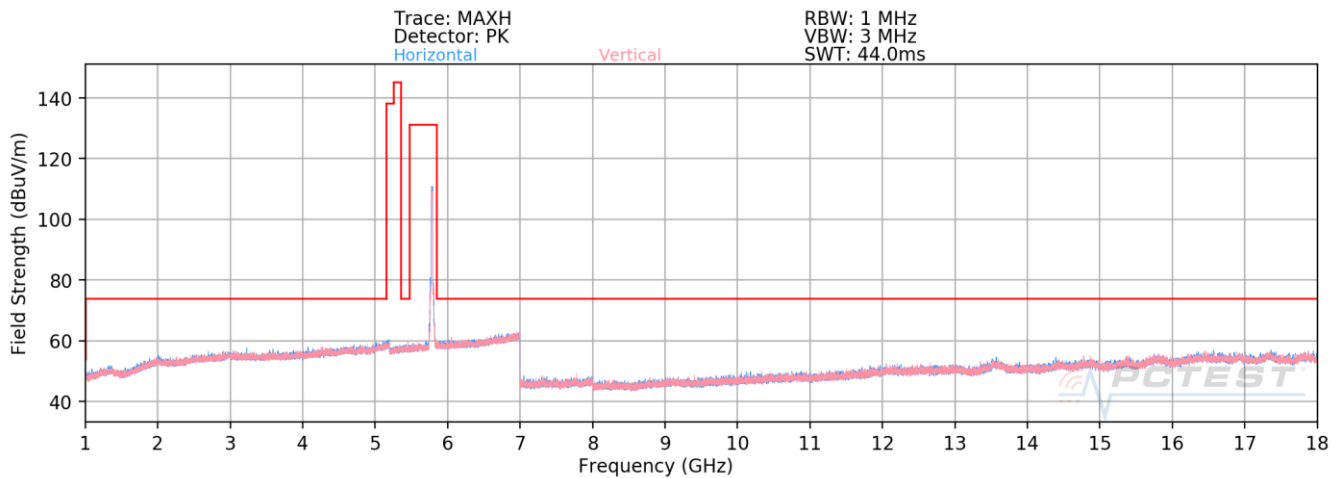
Plot 7-550. Radiated Spurious Emissions above 1GHz Antenna 4b (802.11ax(SU) – Ch. 149)

Mode: 802.11ax(SU)
Data Rate: MCS0
Distance of Measurements: 3 Meters
Operating Frequency: 5745MHz
Channel: 149

Frequency [MHz]	Detector	Ant. Pol. [H/V]	Antenna Height [cm]	Turntable Azimuth [degree]	Analyzer Level [dBm]	AFCL [dB/m]	Field Strength [dBuV/m]	Limit [dBuV/m]	Margin [dB]
* 11490.00	Average	-	-	-	-84.55	15.68	38.13	53.98	-15.85
* 11490.00	Peak	-	-	-	-72.95	15.68	49.73	73.98	-24.25
17235.00	Peak	-	-	-	-73.68	21.52	54.84	68.20	-13.36

Table 7-165. Radiated Measurements Antenna 4b

FCC ID: BCGA2301 IC: 579C-A2301	PCTEST Proud to be part of element	MEASUREMENT REPORT (CERTIFICATION)	Approved by: Quality Manager
Test Report S/N: 1C2101020002-15.BCG	Test Dates: 12/12/2020 - 3/10/2021	EUT Type: Tablet Device	Page 212 of 354



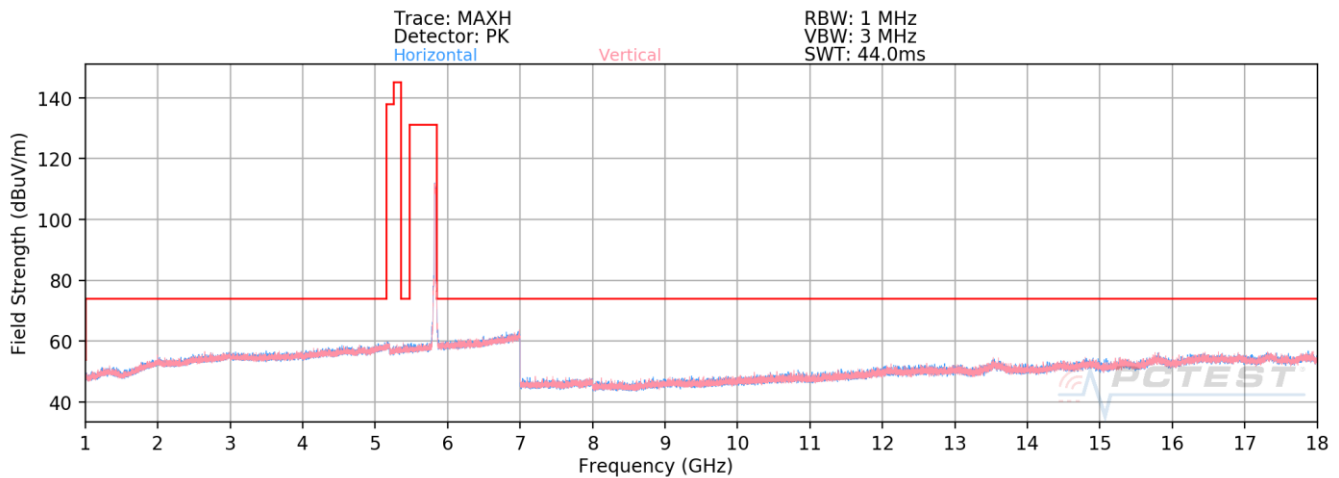
Plot 7-551. Radiated Spurious Emissions above 1GHz Antenna 4b (802.11ax(SU) – Ch. 157)

Mode: 802.11ax(SU)
Data Rate: MCS0
Distance of Measurements: 3 Meters
Operating Frequency: 5785MHz
Channel: 157

	Frequency [MHz]	Detector	Ant. Pol. [H/V]	Antenna Height [cm]	Turntable Azimuth [degree]	Analyzer Level [dBm]	AFCL [dB/m]	Field Strength [dBμV/m]	Limit [dBμV/m]	Margin [dB]
*	11570.00	Average	-	-	-	-84.08	16.42	39.34	53.98	-14.64
*	11570.00	Peak	-	-	-	-72.27	16.42	51.15	73.98	-22.83
	17355.00	Peak	-	-	-	-73.43	22.57	56.14	68.20	-12.06

Table 7-166. Radiated Measurements Antenna 4b

FCC ID: BCGA2301 IC: 579C-A2301	PCTEST Proud to be part of element	MEASUREMENT REPORT (CERTIFICATION)	Approved by: Quality Manager
Test Report S/N: 1C2101020002-15.BCG	Test Dates: 12/12/2020 - 3/10/2021	EUT Type: Tablet Device	Page 213 of 354



Plot 7-552. Radiated Spurious Emissions above 1GHz Antenna 4b (802.11ax(SU) – Ch. 165)

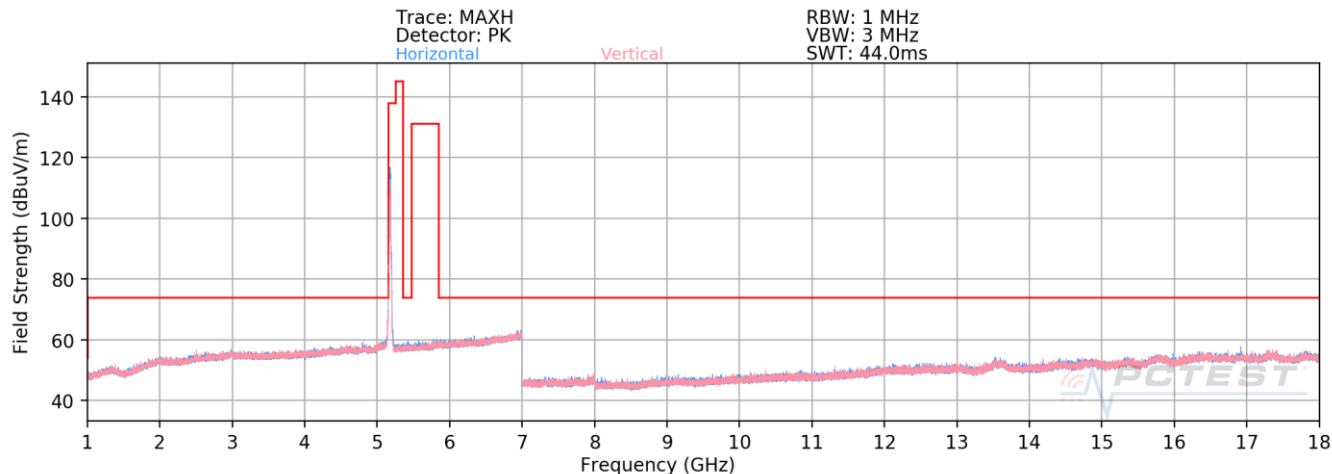
Mode: 802.11ax(SU)
Data Rate: MCS0
Distance of Measurements: 3 Meters
Operating Frequency: 5825MHz
Channel: 165

	Frequency [MHz]	Detector	Ant. Pol. [H/V]	Antenna Height [cm]	Turntable Azimuth [degree]	Analyzer Level [dBm]	AFCL [dB/m]	Field Strength [dBuV/m]	Limit [dBuV/m]	Margin [dB]
*	11650.00	Average	-	-	-	-84.32	16.07	38.75	53.98	-15.22
*	11650.00	Peak	-	-	-	-72.77	16.07	50.30	73.98	-23.67
	17475.00	Peak	-	-	-	-73.19	21.61	55.42	68.20	-12.78

Table 7-167. Radiated Measurements Antenna 4b

FCC ID: BCGA2301 IC: 579C-A2301	PCTEST Proud to be part of element	MEASUREMENT REPORT (CERTIFICATION)	Approved by: Quality Manager
Test Report S/N: 1C2101020002-15.BCG	Test Dates: 12/12/2020 - 3/10/2021	EUT Type: Tablet Device	Page 214 of 354

7.6.3 CDD/SDM Radiated Spurious Emission



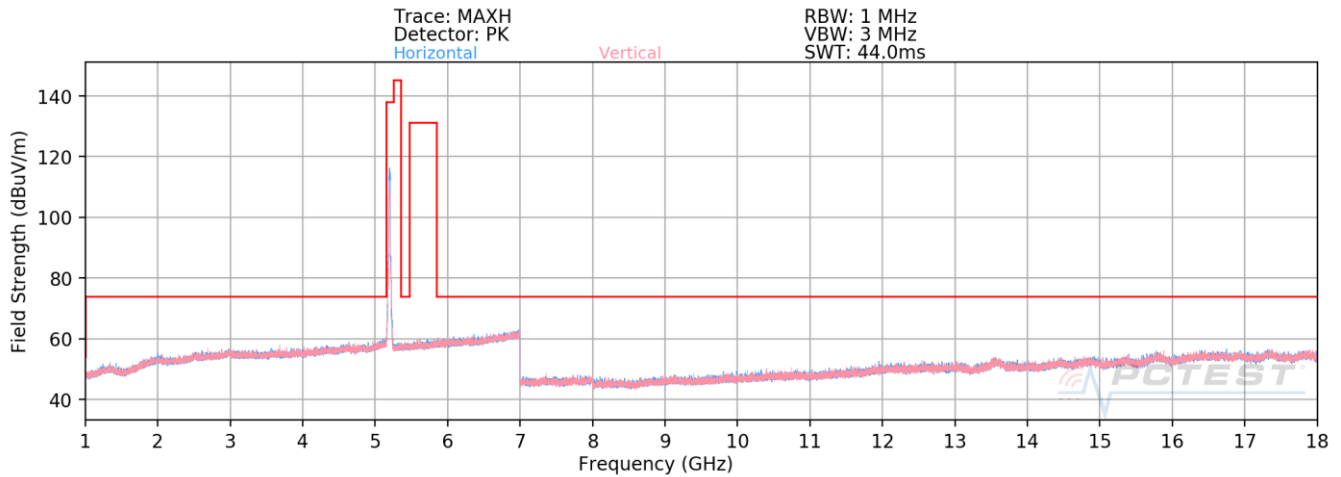
Plot 7-553. Radiated Spurious Emissions above 1GHz SDM (802.11n – Ch. 36)

Mode: 802.11n
Data Rate: MCS8
Distance of Measurements: 3 Meters
Operating Frequency: 5180MHz
Channel: 36

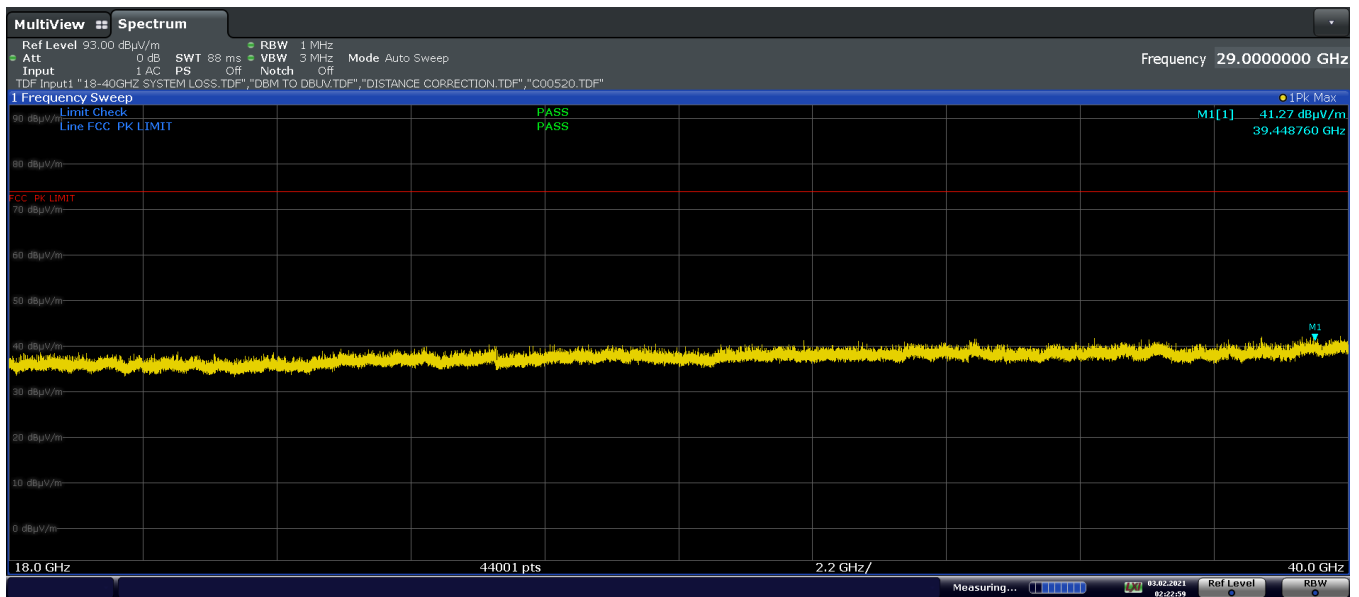
Frequency [MHz]	Detector	Ant. Pol. [H/V]	Antenna Height [cm]	Turntable Azimuth [degree]	Analyzer Level [dBm]	AFCL [dB/m]	Field Strength [dBuV/m]	Limit [dBuV/m]	Margin [dB]
10360.00	Peak	V	187	231	-68.56	15.07	53.51	68.20	-14.69
* 15540.00	Average	-	-	-	-85.71	20.21	41.50	53.98	-12.48
* 15540.00	Peak	-	-	-	-75.22	20.21	51.99	73.98	-21.99

Table 7-168. Radiated Measurements SDM

FCC ID: BCGA2301 IC: 579C-A2301	PCTEST Proud to be part of element	MEASUREMENT REPORT (CERTIFICATION)	Approved by: Quality Manager
Test Report S/N: 1C2101020002-15.BCG	Test Dates: 12/12/2020 - 3/10/2021	EUT Type: Tablet Device	Page 215 of 354

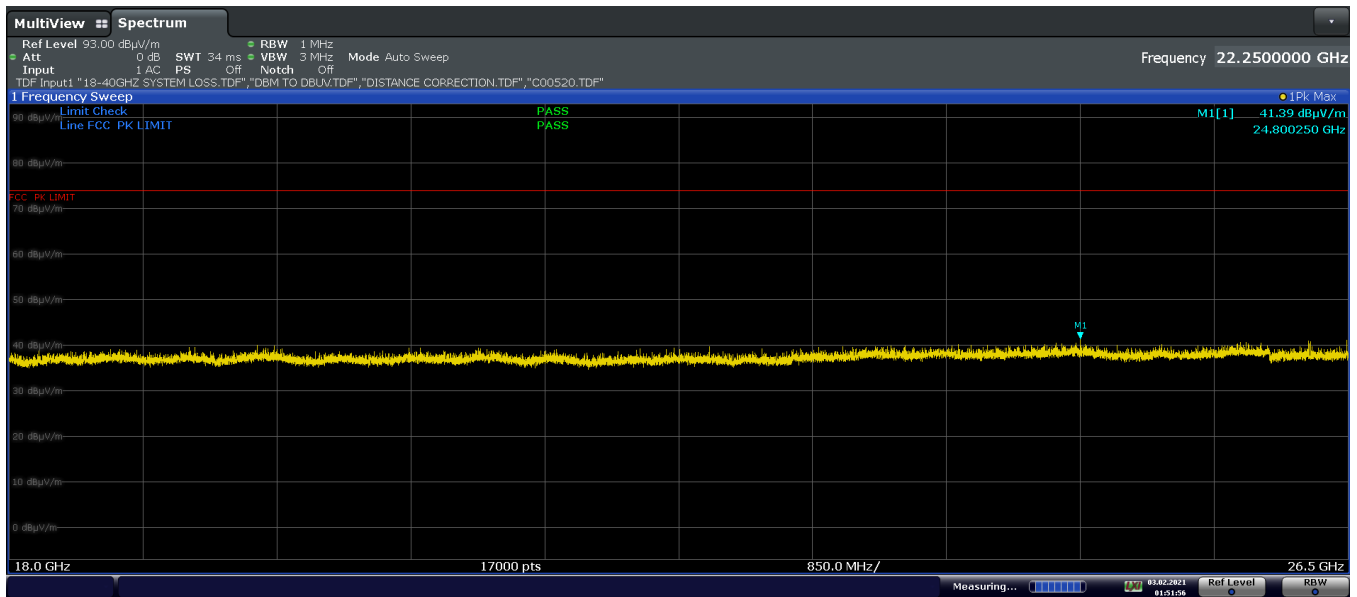


Plot 7-554. Radiated Spurious Emissions above 1GHz SDM (802.11n – Ch. 40)



Plot 7-555. Radiated Spurious Emissions 18GHz - 40GHz SDM (802.11n – Ch.40, Pol. H)

FCC ID: BCGA2301 IC: 579C-A2301		MEASUREMENT REPORT (CERTIFICATION)	Approved by: Quality Manager
Test Report S/N: 1C2101020002-15.BCG	Test Dates: 12/12/2020 - 3/10/2021	EUT Type: Tablet Device	Page 216 of 354



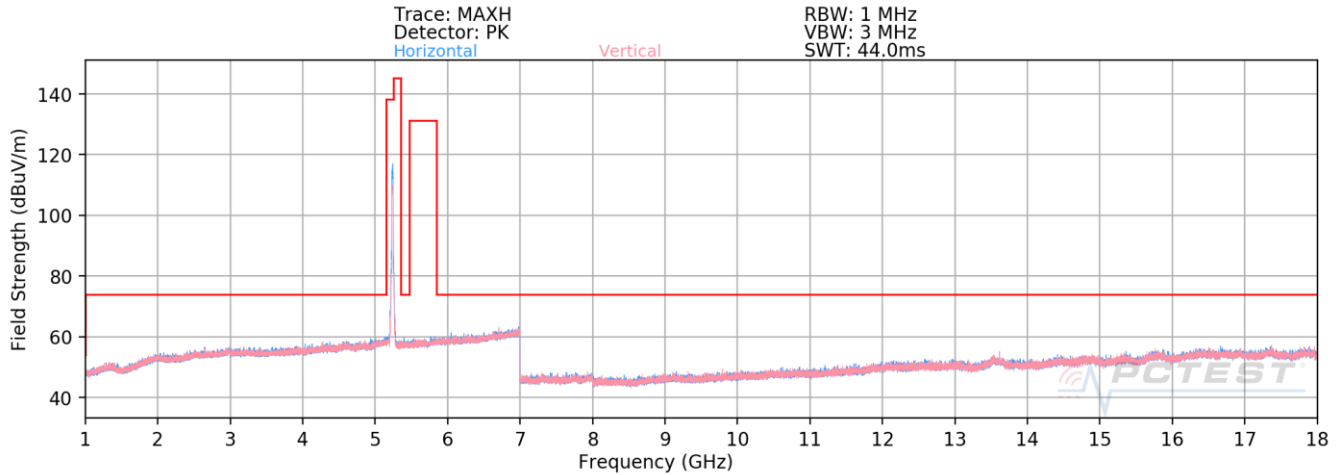
Plot 7-556. Radiated Spurious Emissions 18GHz - 40GHz SDM (802.11n – Ch.40, Pol. V)

Mode: 802.11n
Data Rate: MCS8
Distance of Measurements: 3 Meters
Operating Frequency: 5200MHz
Channel: 40

Frequency [MHz]	Detector	Ant. Pol. [H/V]	Antenna Height [cm]	Turntable Azimuth [degree]	Analyzer Level [dBm]	AFCL [dB/m]	Field Strength [dBμV/m]	Limit [dBμV/m]	Margin [dB]
10400.00	Peak	V	208	234	-69.50	15.60	53.10	68.20	-15.10
* 15600.00	Average	-	-	-	-85.55	19.93	41.38	53.98	-12.60
* 15600.00	Peak	-	-	-	-75.15	19.93	51.78	73.98	-22.20

Table 7-169. Radiated Measurements SDM

FCC ID: BCGA2301 IC: 579C-A2301	PCTEST Proud to be part of element	MEASUREMENT REPORT (CERTIFICATION)	Approved by: Quality Manager
Test Report S/N: 1C2101020002-15.BCG	Test Dates: 12/12/2020 - 3/10/2021	EUT Type: Tablet Device	Page 217 of 354



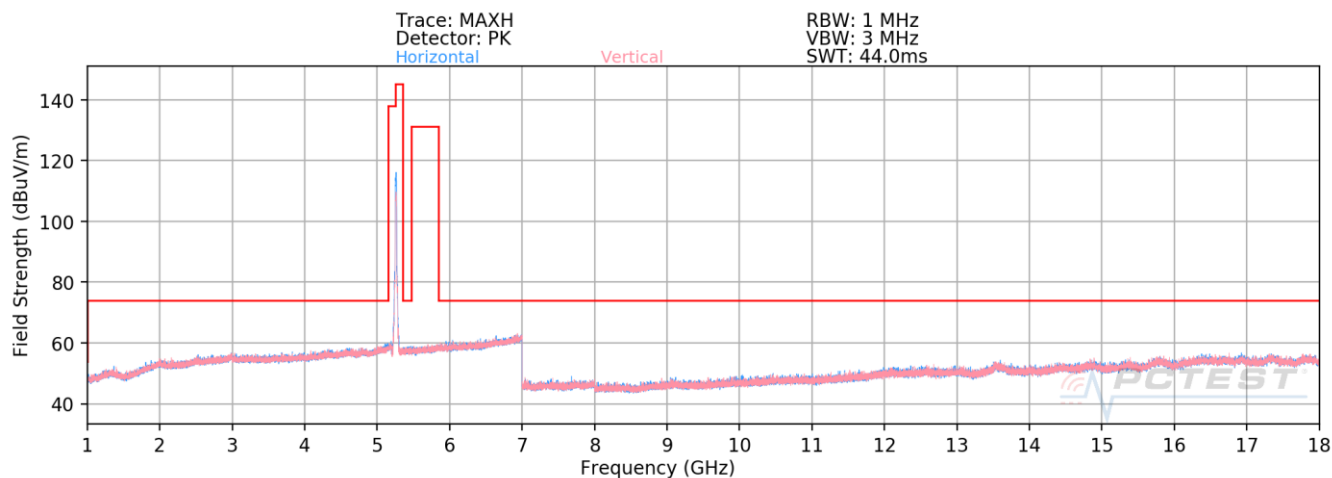
Plot 7-557. Radiated Spurious Emissions above 1GHz SDM (802.11n – Ch. 48)

Mode: 802.11n
Data Rate: MCS8
Distance of Measurements: 3 Meters
Operating Frequency: 5240MHz
Channel: 48

Frequency [MHz]	Detector	Ant. Pol. [H/V]	Antenna Height [cm]	Turntable Azimuth [degree]	Analyzer Level [dBm]	AFCL [dB/m]	Field Strength [dBμV/m]	Limit [dBμV/m]	Margin [dB]
10480.00	Peak	V	147	237	-69.30	14.90	52.60	68.20	-15.60
* 15720.00	Average	-	-	-	-85.71	20.62	41.91	53.98	-12.07
* 15720.00	Peak	-	-	-	-74.60	20.62	53.02	73.98	-20.96

Table 7-170. Radiated Measurements SDM

FCC ID: BCGA2301 IC: 579C-A2301	PCTEST Proud to be part of element	MEASUREMENT REPORT (CERTIFICATION)	Approved by: Quality Manager
Test Report S/N: 1C2101020002-15.BCG	Test Dates: 12/12/2020 - 3/10/2021	EUT Type: Tablet Device	Page 218 of 354



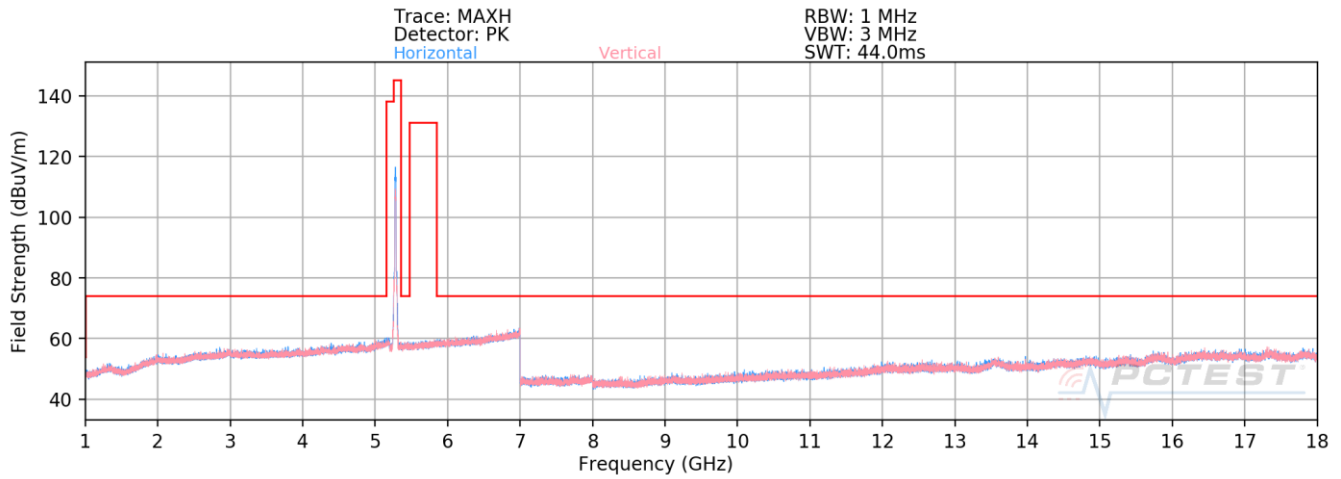
Plot 7-558. Radiated Spurious Emissions above 1GHz SDM (802.11n – Ch. 52)

Mode: 802.11n
Data Rate: MCS8
Distance of Measurements: 3 Meters
Operating Frequency: 5260MHz
Channel: 52

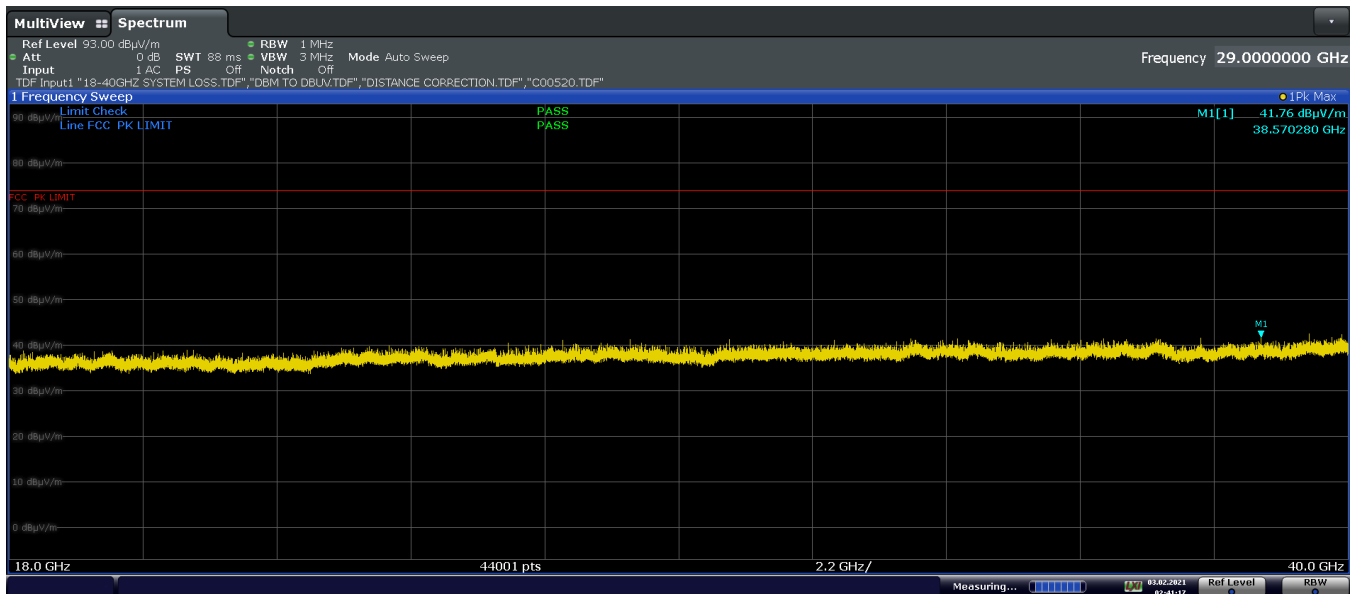
Frequency [MHz]	Detector	Ant. Pol. [H/V]	Antenna Height [cm]	Turntable Azimuth [degree]	Analyzer Level [dBm]	AFCL [dB/m]	Field Strength [dBμV/m]	Limit [dBμV/m]	Margin [dB]
10520.00	Peak	V	228	231	-68.55	14.63	53.08	68.20	-15.12
* 15780.00	Average	-	-	-	-85.38	20.06	41.68	53.98	-12.30
* 15780.00	Peak	-	-	-	-74.48	20.06	52.58	73.98	-21.40

Table 7-171. Radiated Measurements SDM

FCC ID: BCGA2301 IC: 579C-A2301	PCTEST Proud to be part of element	MEASUREMENT REPORT (CERTIFICATION)	Approved by: Quality Manager
Test Report S/N: 1C2101020002-15.BCG	Test Dates: 12/12/2020 - 3/10/2021	EUT Type: Tablet Device	Page 219 of 354

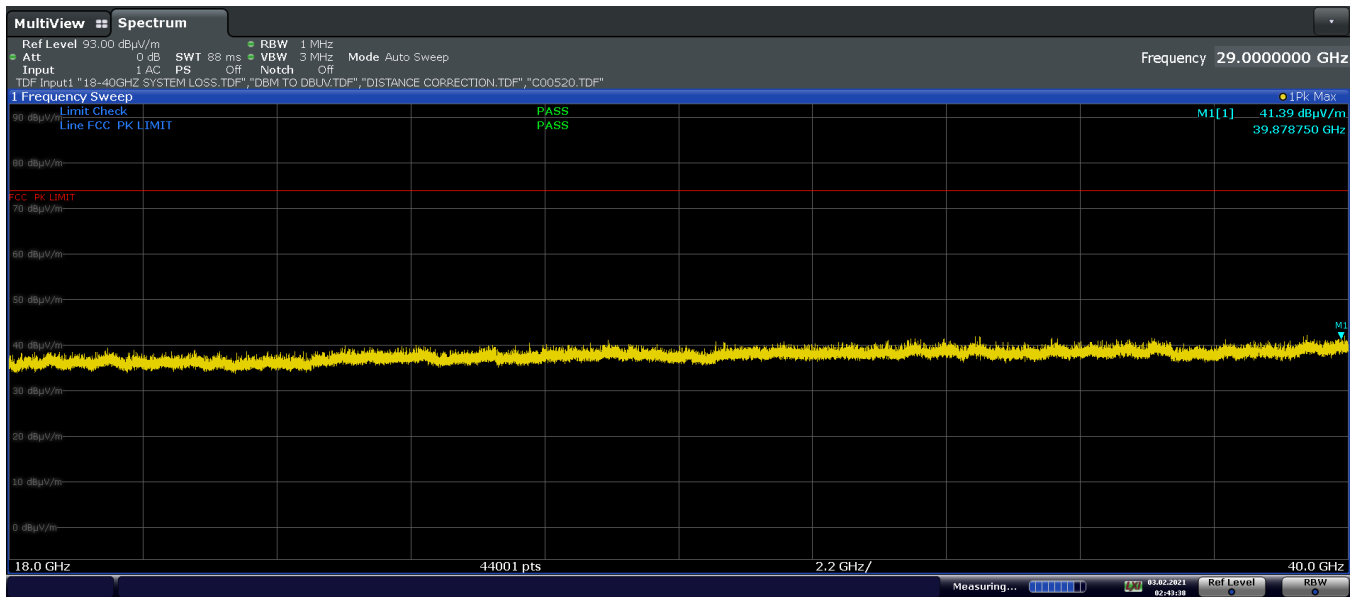


Plot 7-559. Radiated Spurious Emissions above 1GHz SDM (802.11n – Ch. 56)



Plot 7-560. Radiated Spurious Emissions 18GHz - 40GHz SDM (802.11n – Ch.56, Pol. H)

FCC ID: BCGA2301 IC: 579C-A2301		MEASUREMENT REPORT (CERTIFICATION)	Approved by: Quality Manager
Test Report S/N: 1C2101020002-15.BCG	Test Dates: 12/12/2020 - 3/10/2021	EUT Type: Tablet Device	Page 220 of 354



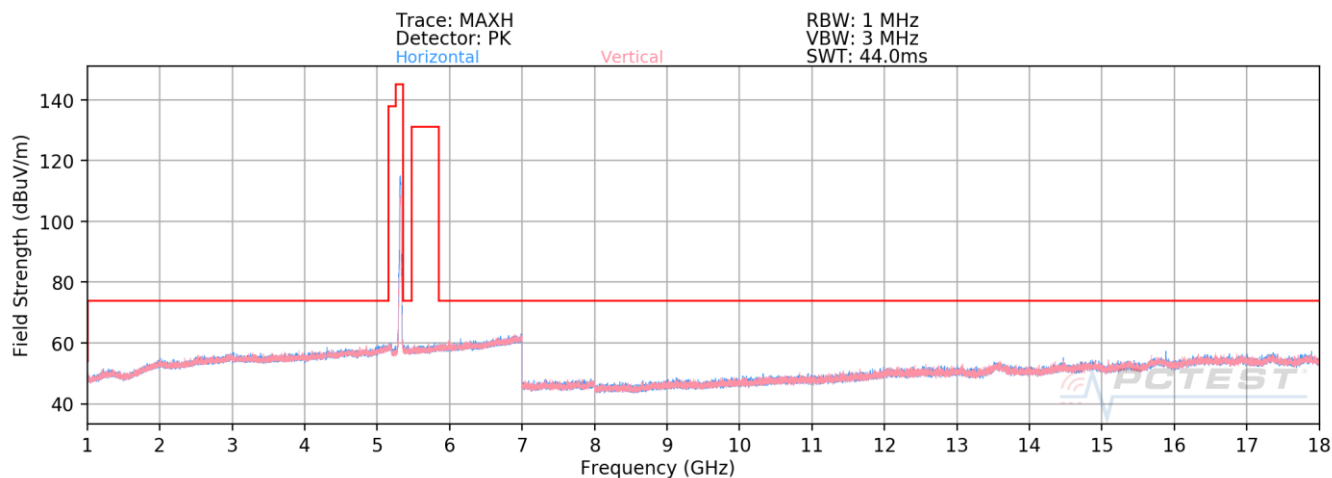
Plot 7-561. Radiated Spurious Emissions 18GHz - 40GHz SDM (802.11n – Ch.56, Pol. V)

Mode: 802.11n
Data Rate: MCS8
Distance of Measurements: 3 Meters
Operating Frequency: 5280MHz
Channel: 56

Frequency [MHz]	Detector	Ant. Pol. [H/V]	Antenna Height [cm]	Turntable Azimuth [degree]	Analyzer Level [dBm]	AFCL [dB/m]	Field Strength [dBμV/m]	Limit [dBμV/m]	Margin [dB]
10560.00	Peak	-	-	-	-74.08	15.10	48.02	68.20	-20.18
* 15840.00	Average	-	-	-	-85.63	20.23	41.60	53.98	-12.38
* 15840.00	Peak	-	-	-	-74.21	20.23	53.02	73.98	-20.96

Table 7-172. Radiated Measurements SDM

FCC ID: BCGA2301 IC: 579C-A2301	PCTEST Proud to be part of element	MEASUREMENT REPORT (CERTIFICATION)	Approved by: Quality Manager
Test Report S/N: 1C2101020002-15.BCG	Test Dates: 12/12/2020 - 3/10/2021	EUT Type: Tablet Device	Page 221 of 354



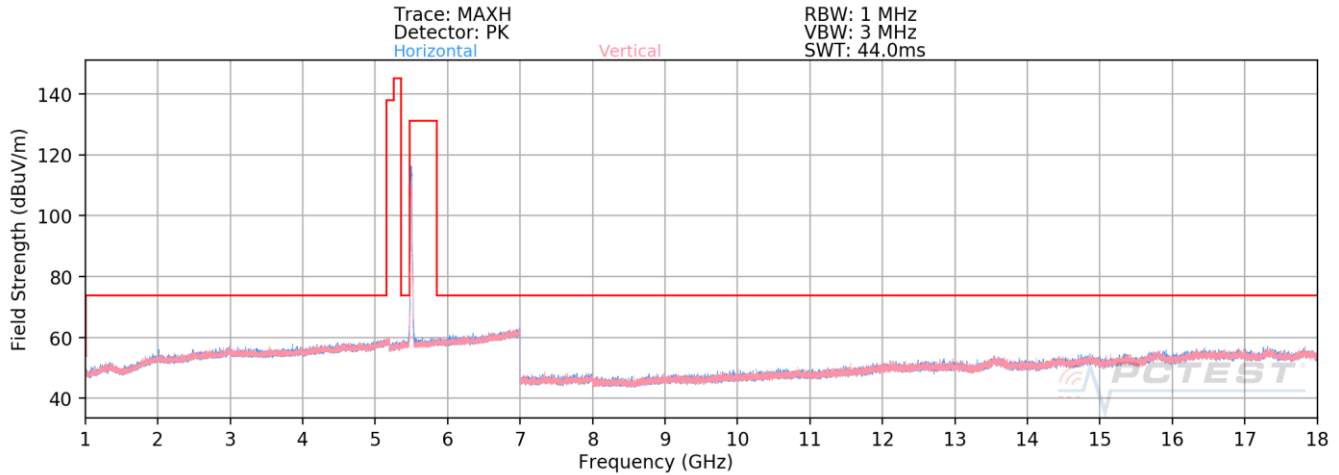
Plot 7-562. Radiated Spurious Emissions above 1GHz SDM (802.11n – Ch. 64)

Mode: 802.11n
Data Rate: MCS8
Distance of Measurements: 3 Meters
Operating Frequency: 5320MHz
Channel: 64

	Frequency [MHz]	Detector	Ant. Pol. [H/V]	Antenna Height [cm]	Turntable Azimuth [degree]	Analyzer Level [dBm]	AFCL [dB/m]	Field Strength [dBμV/m]	Limit [dBμV/m]	Margin [dB]
*	10640.00	Average	-	220	219	-82.81	15.44	39.63	53.98	-14.35
*	10640.00	Peak	-	220	219	-71.39	15.44	51.05	73.98	-22.93
*	15960.00	Average	-	-	-	-85.57	20.99	42.42	53.98	-11.56
*	15960.00	Peak	-	-	-	-74.79	20.99	53.20	73.98	-20.78

Table 7-173. Radiated Measurements SDM

FCC ID: BCGA2301 IC: 579C-A2301	PCTEST Proud to be part of element	MEASUREMENT REPORT (CERTIFICATION)	Approved by: Quality Manager
Test Report S/N: 1C2101020002-15.BCG	Test Dates: 12/12/2020 - 3/10/2021	EUT Type: Tablet Device	Page 222 of 354



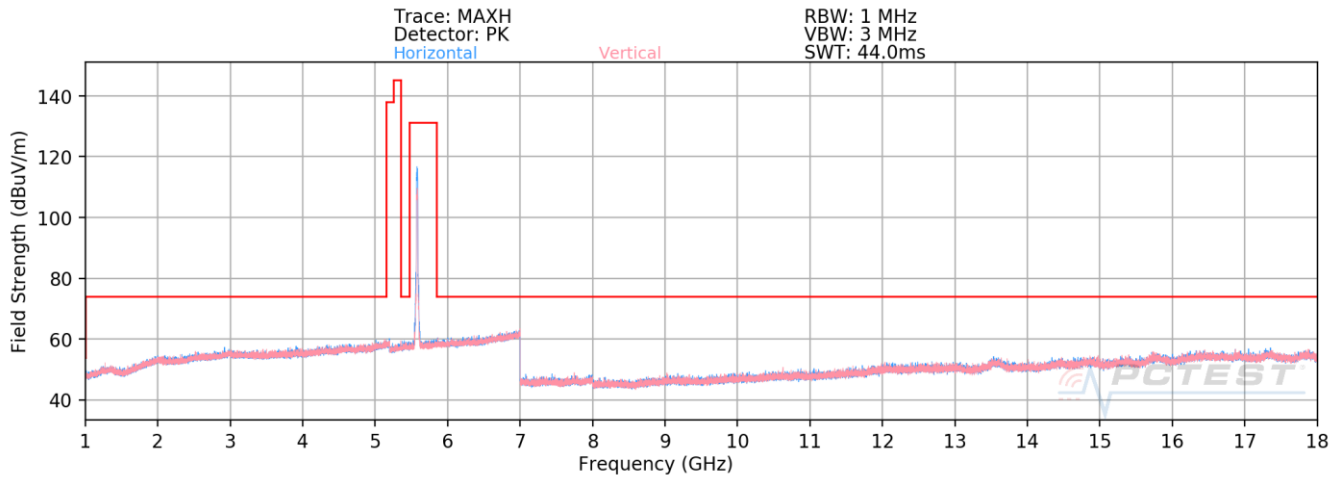
Plot 7-563. Radiated Spurious Emissions above 1GHz SDM (802.11n – Ch. 100)

Mode: 802.11n
Data Rate: MCS8
Distance of Measurements: 3 Meters
Operating Frequency: 5500MHz
Channel: 100

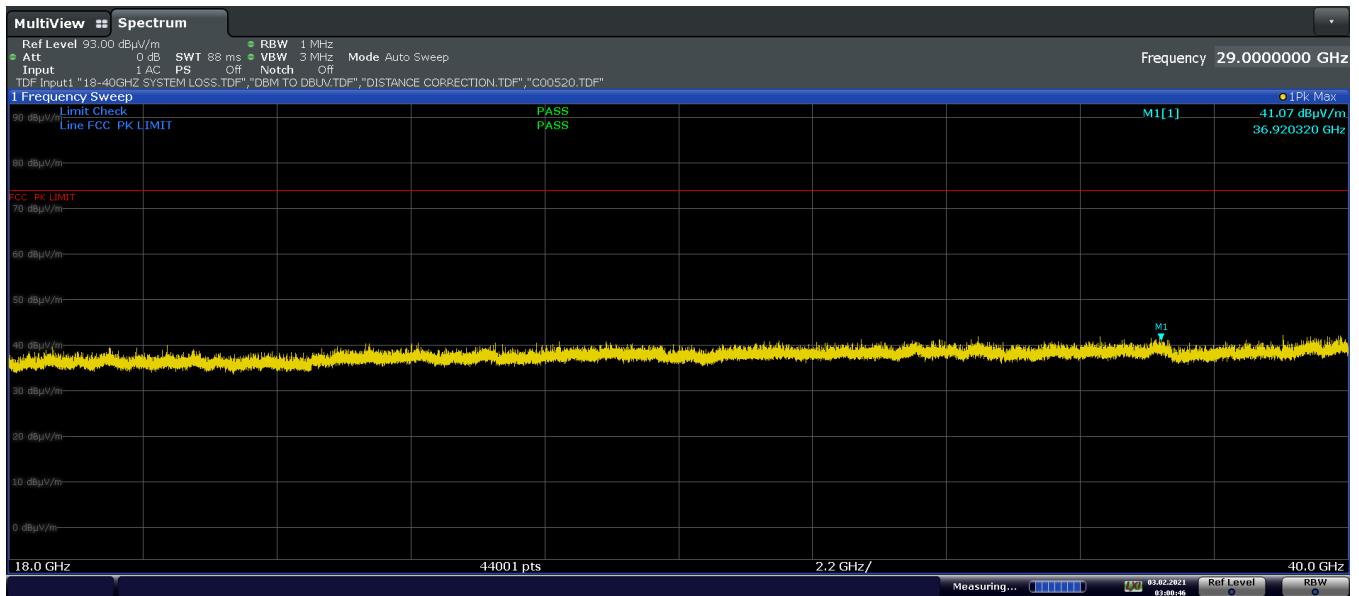
Frequency [MHz]	Detector	Ant. Pol. [H/V]	Antenna Height [cm]	Turntable Azimuth [degree]	Analyzer Level [dBm]	AFCL [dB/m]	Field Strength [dBμV/m]	Limit [dBμV/m]	Margin [dB]
* 11000.00	Average	-	-	-	-85.45	15.95	37.50	53.98	-16.48
* 11000.00	Peak	-	-	-	-74.87	15.95	48.08	73.98	-25.90
16500.00	Peak	-	-	-	-74.45	21.84	54.39	68.20	-13.81

Table 7-174. Radiated Measurements SDM

FCC ID: BCGA2301 IC: 579C-A2301	PCTEST Proud to be part of element	MEASUREMENT REPORT (CERTIFICATION)	Approved by: Quality Manager
Test Report S/N: 1C2101020002-15.BCG	Test Dates: 12/12/2020 - 3/10/2021	EUT Type: Tablet Device	Page 223 of 354

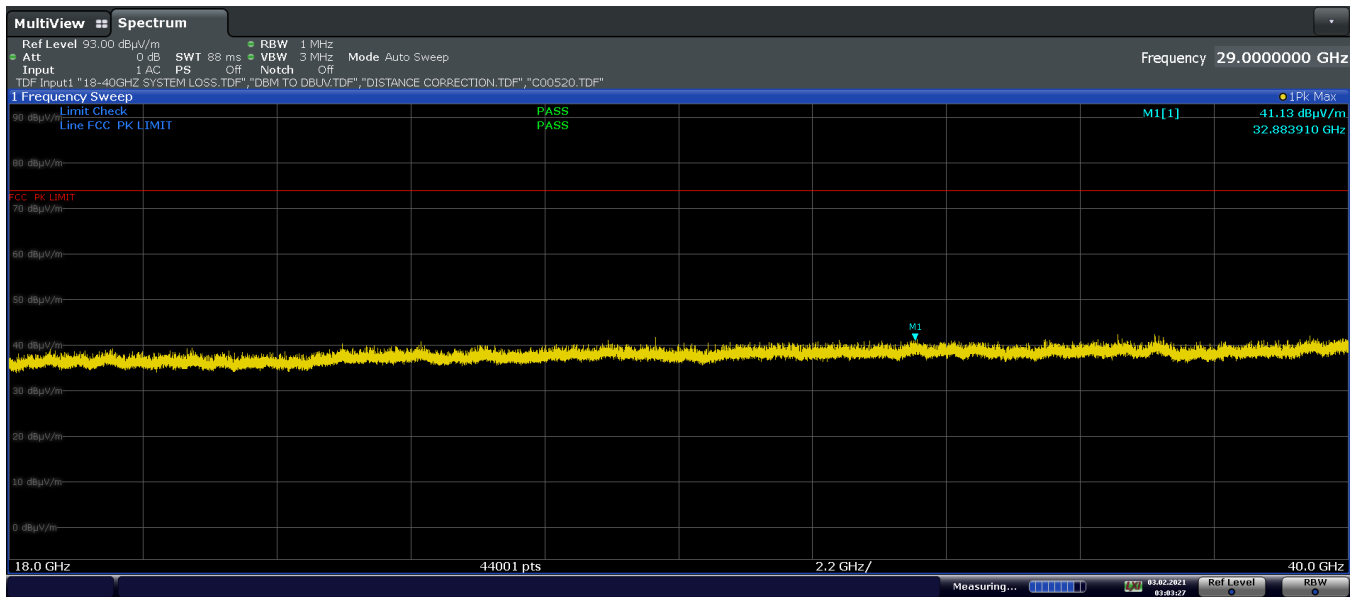


Plot 7-564. Radiated Spurious Emissions above 1GHz SDM (802.11n – Ch. 116)



Plot 7-565. Radiated Spurious Emissions 18GHz - 40GHz SDM (802.11n – Ch.116, Pol. H)

FCC ID: BCGA2301 IC: 579C-A2301	PCTEST Proud to be part of element	MEASUREMENT REPORT (CERTIFICATION)	Approved by: Quality Manager
Test Report S/N: 1C2101020002-15.BCG	Test Dates: 12/12/2020 - 3/10/2021	EUT Type: Tablet Device	Page 224 of 354



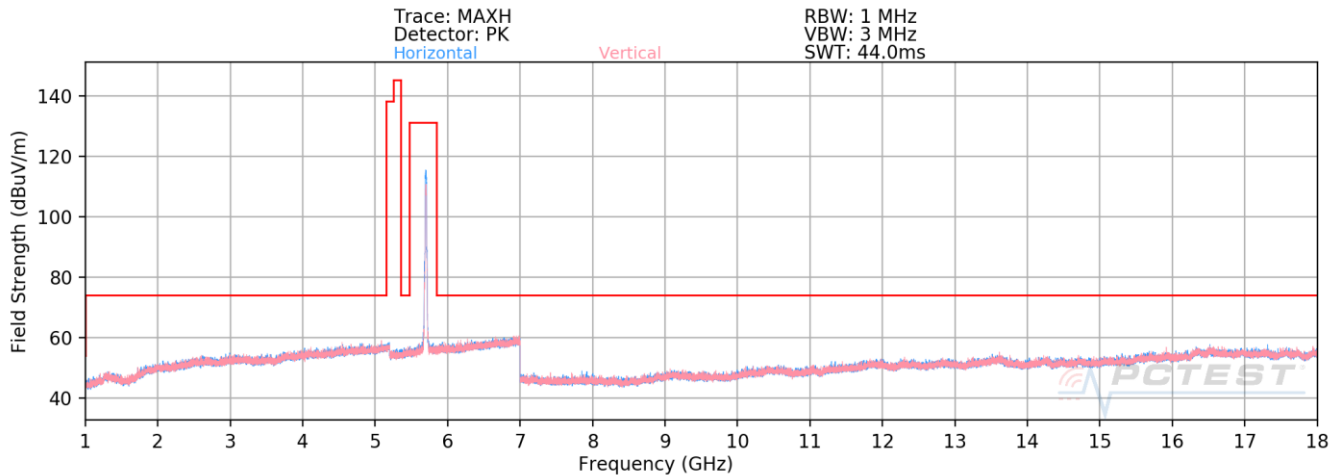
Plot 7-566. Radiated Spurious Emissions 18GHz - 40GHz SDM (802.11n – Ch.116, Pol. V)

Mode: 802.11n
Data Rate: MCS8
Distance of Measurements: 3 Meters
Operating Frequency: 5580MHz
Channel: 116

	Frequency [MHz]	Detector	Ant. Pol. [H/V]	Antenna Height [cm]	Turntable Azimuth [degree]	Analyzer Level [dBm]	AFCL [dB/m]	Field Strength [dBμV/m]	Limit [dBμV/m]	Margin [dB]
*	11160.00	Average	-	-	-	-85.01	15.26	37.25	53.98	-16.73
*	11160.00	Peak	-	-	-	-74.74	15.26	47.52	73.98	-26.46
	16740.00	Peak	-	-	-	-74.57	21.63	54.06	68.20	-14.14

Table 7-175. Radiated Measurements SDM

FCC ID: BCGA2301 IC: 579C-A2301	PCTEST Proud to be part of element	MEASUREMENT REPORT (CERTIFICATION)	Approved by: Quality Manager
Test Report S/N: 1C2101020002-15.BCG	Test Dates: 12/12/2020 - 3/10/2021	EUT Type: Tablet Device	Page 225 of 354



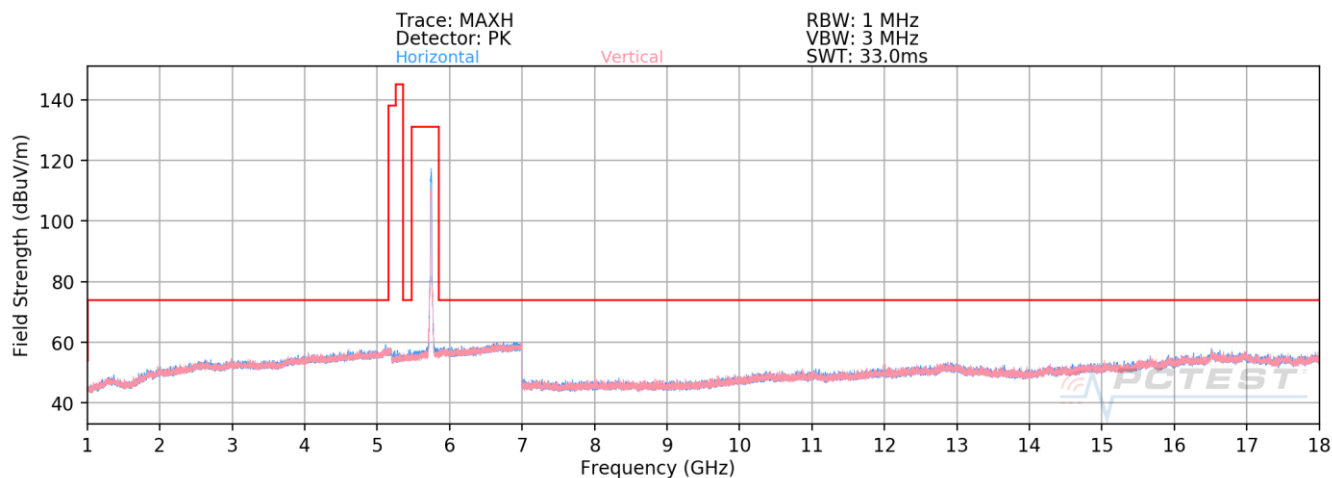
Plot 7-567. Radiated Spurious Emissions above 1GHz SDM (802.11n – Ch. 144)

Mode: 802.11n
Data Rate: MCS8
Distance of Measurements: 3 Meters
Operating Frequency: 5720MHz
Channel: 144

Frequency [MHz]	Detector	Ant. Pol. [H/V]	Antenna Height [cm]	Turntable Azimuth [degree]	Analyzer Level [dBm]	AFCL [dB/m]	Field Strength [dBμV/m]	Limit [dBμV/m]	Margin [dB]
* 11440.00	Average	-	-	-	-85.34	15.99	37.65	53.98	-16.33
* 11440.00	Peak	-	-	-	-74.58	15.99	48.41	73.98	-25.57
17160.00	Peak	-	-	-	-74.39	21.48	54.09	68.20	-14.11

Table 7-176. Radiated Measurements SDM

FCC ID: BCGA2301 IC: 579C-A2301	PCTEST Proud to be part of element	MEASUREMENT REPORT (CERTIFICATION)	Approved by: Quality Manager
Test Report S/N: 1C2101020002-15.BCG	Test Dates: 12/12/2020 - 3/10/2021	EUT Type: Tablet Device	Page 226 of 354



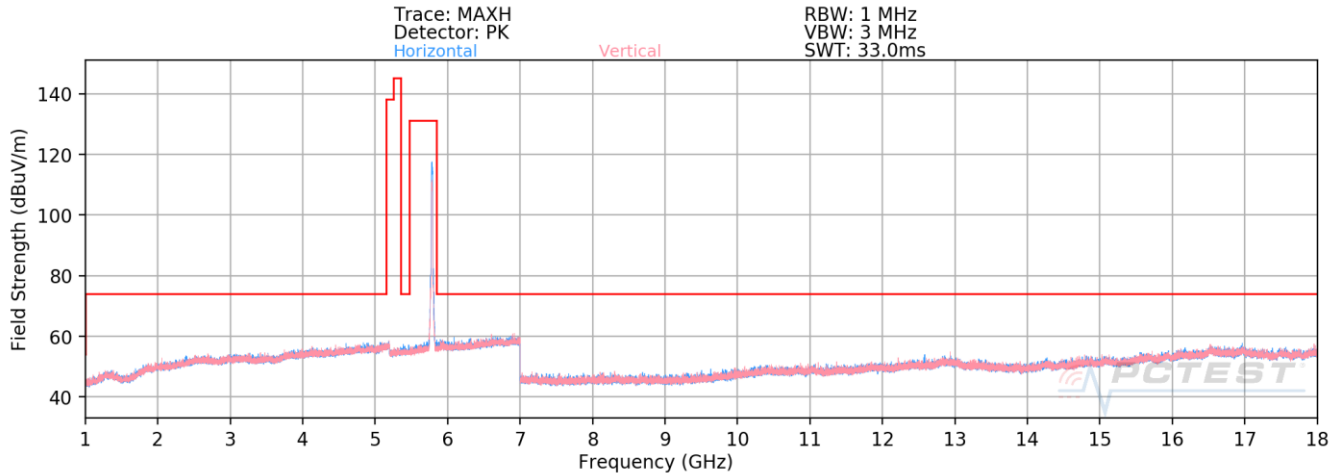
Plot 7-568. Radiated Spurious Emissions above 1GHz CDD (802.11n – Ch. 149)

Mode: 802.11n
Data Rate: MCS8
Distance of Measurements: 3 Meters
Operating Frequency: 5745MHz
Channel: 149

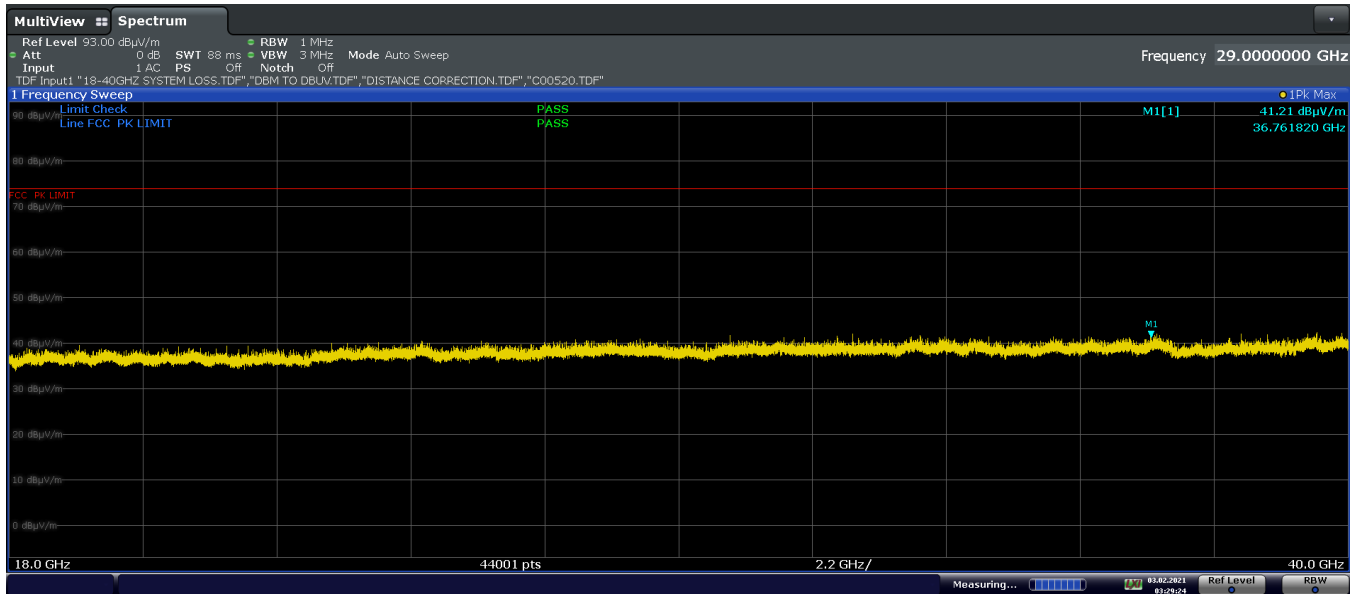
	Frequency [MHz]	Detector	Ant. Pol. [H/V]	Antenna Height [cm]	Turntable Azimuth [degree]	Analyzer Level [dBm]	AFCL [dB/m]	Field Strength [dBμV/m]	Limit [dBμV/m]	Margin [dB]
*	11490.00	Average	-	-	-	-85.36	16.18	37.82	53.98	-16.16
*	11490.00	Peak	-	-	-	-74.30	16.18	48.88	73.98	-25.10
	17235.00	Peak	-	-	-	-74.73	21.28	53.55	68.20	-14.65

Table 7-177. Radiated Measurements CDD

FCC ID: BCGA2301 IC: 579C-A2301	PCTEST Proud to be part of element	MEASUREMENT REPORT (CERTIFICATION)	Approved by: Quality Manager
Test Report S/N: 1C2101020002-15.BCG	Test Dates: 12/12/2020 - 3/10/2021	EUT Type: Tablet Device	Page 227 of 354

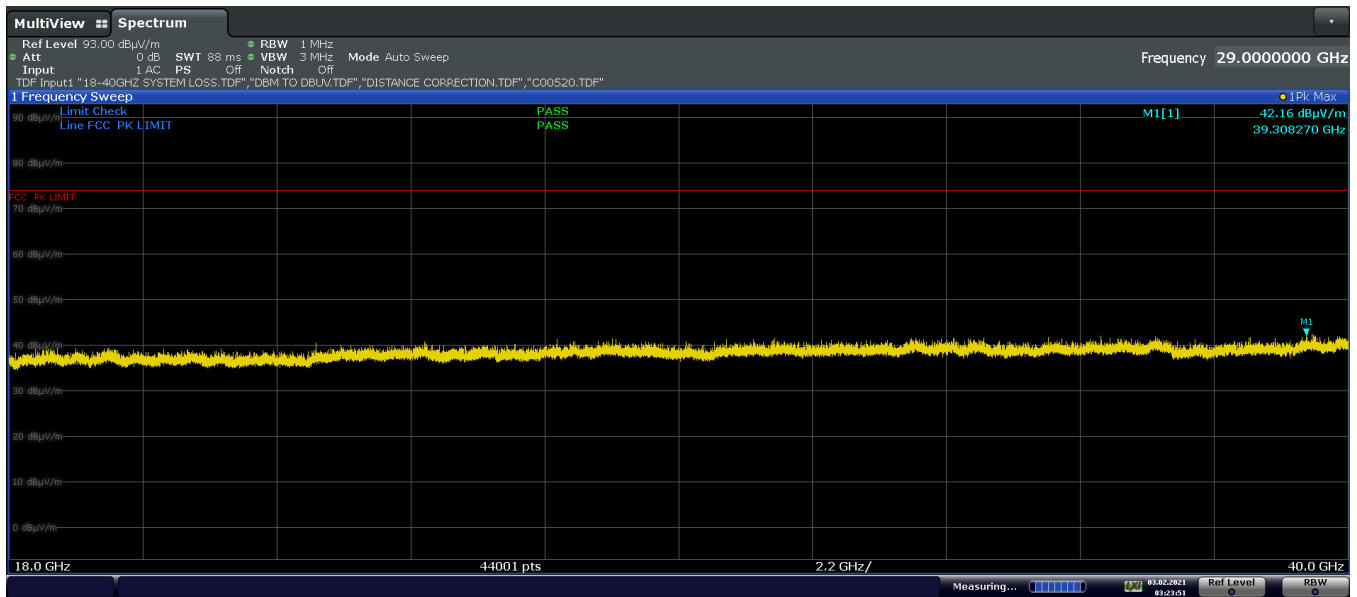


Plot 7-569. Radiated Spurious Emissions above 1GHz CDD (802.11n – Ch. 157)



Plot 7-570. Radiated Spurious Emissions 18GHz - 40GHz CDD (802.11n – Ch.157, Pol. H)

FCC ID: BCGA2301 IC: 579C-A2301	PCTEST Proud to be part of element	MEASUREMENT REPORT (CERTIFICATION)	Approved by: Quality Manager
Test Report S/N: 1C2101020002-15.BCG	Test Dates: 12/12/2020 - 3/10/2021	EUT Type: Tablet Device	Page 228 of 354



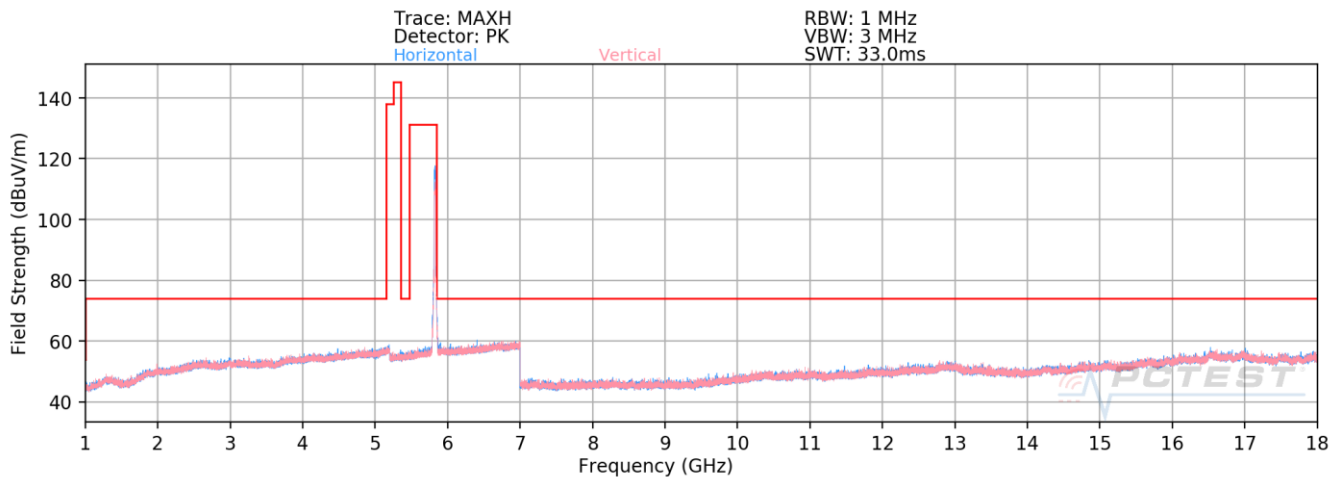
Plot 7-571. Radiated Spurious Emissions 18GHz - 40GHz CDD (802.11n – Ch.157, Pol. V)

Mode: 802.11n
Data Rate: MCS8
Distance of Measurements: 3 Meters
Operating Frequency: 5785MHz
Channel: 157

	Frequency [MHz]	Detector	Ant. Pol. [H/V]	Antenna Height [cm]	Turntable Azimuth [degree]	Analyzer Level [dBm]	AFCL [dB/m]	Field Strength [dBμV/m]	Limit [dBμV/m]	Margin [dB]
*	11570.00	Average	-	-	-	-85.46	15.82	37.36	53.98	-16.62
*	11570.00	Peak	-	-	-	-74.80	15.82	48.02	73.98	-25.96
	17355.00	Peak	-	-	-	-74.98	21.15	53.17	68.20	-15.03

Table 7-178. Radiated Measurements CDD

FCC ID: BCGA2301 IC: 579C-A2301	PCTEST Proud to be part of element	MEASUREMENT REPORT (CERTIFICATION)	Approved by: Quality Manager
Test Report S/N: 1C2101020002-15.BCG	Test Dates: 12/12/2020 - 3/10/2021	EUT Type: Tablet Device	Page 229 of 354



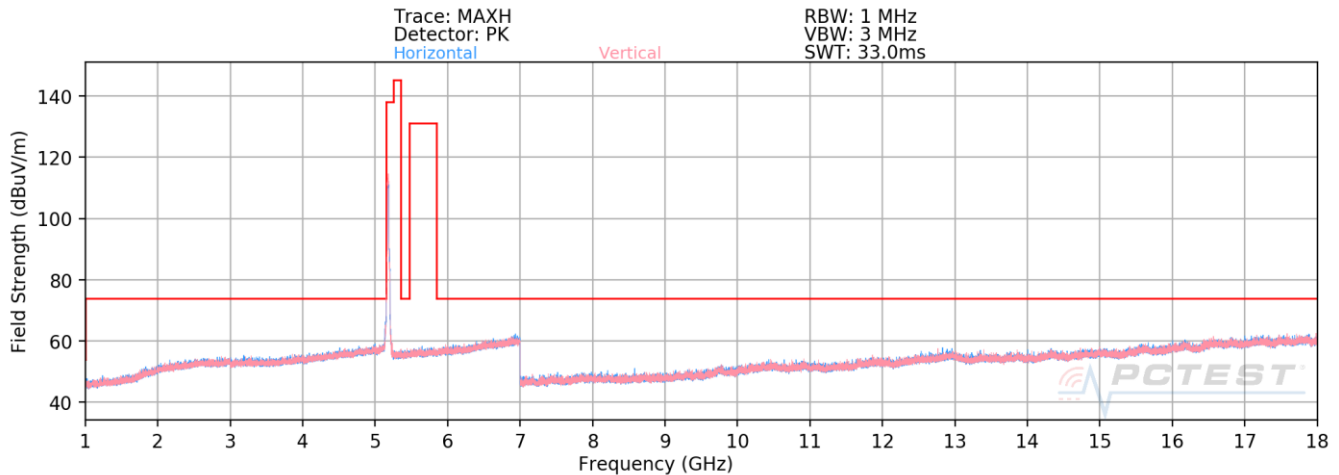
Plot 7-572. Radiated Spurious Emissions above 1GHz CDD (802.11n – Ch. 165)

Mode: 802.11n
Data Rate: MCS8
Distance of Measurements: 3 Meters
Operating Frequency: 5825MHz
Channel: 165

	Frequency [MHz]	Detector	Ant. Pol. [H/V]	Antenna Height [cm]	Turntable Azimuth [degree]	Analyzer Level [dBm]	AFCL [dB/m]	Field Strength [dBμV/m]	Limit [dBμV/m]	Margin [dB]
*	11650.00	Average	-	-	-	-85.27	16.39	38.12	53.98	-15.86
*	11650.00	Peak	-	-	-	-75.27	16.39	48.12	73.98	-25.86
	17475.00	Peak	-	-	-	-74.96	21.19	53.23	68.20	-14.97

Table 7-179. Radiated Measurements CDD

FCC ID: BCGA2301 IC: 579C-A2301	PCTEST Proud to be part of element	MEASUREMENT REPORT (CERTIFICATION)	Approved by: Quality Manager
Test Report S/N: 1C2101020002-15.BCG	Test Dates: 12/12/2020 - 3/10/2021	EUT Type: Tablet Device	Page 230 of 354



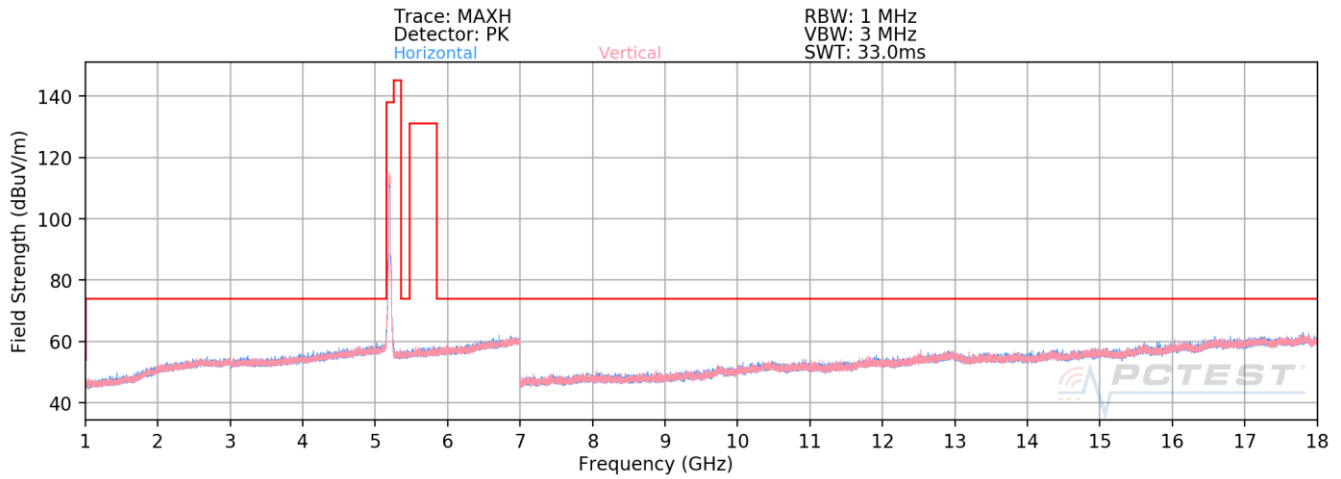
Plot 7-573. Radiated Spurious Emissions above 1GHz SDM (802.11ax(SU) – Ch. 36)

Mode: 802.11ax(SU)
Data Rate: MCS0
Distance of Measurements: 3 Meters
Operating Frequency: 5180MHz
Channel: 36

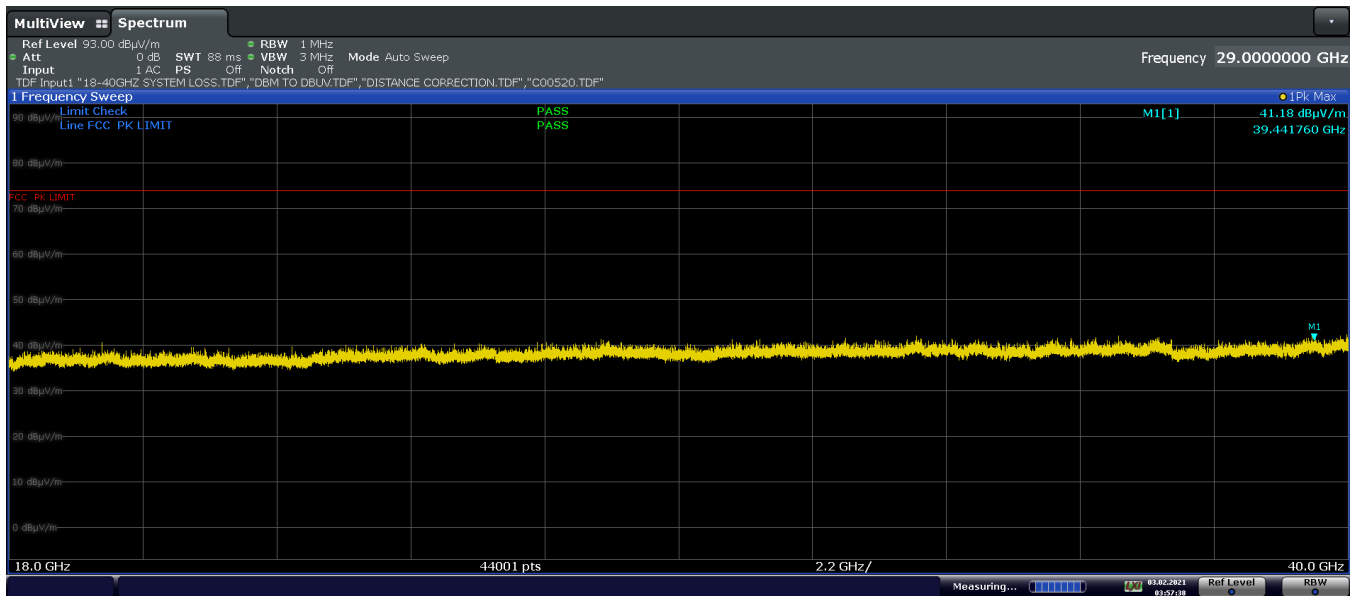
Frequency [MHz]	Detector	Ant. Pol. [H/V]	Antenna Height [cm]	Turntable Azimuth [degree]	Analyzer Level [dBm]	AFCL [dB/m]	Field Strength [dBμV/m]	Limit [dBμV/m]	Margin [dB]
10360.00	Peak	V	257	236	-70.87	18.98	55.11	68.20	-13.09
* 15540.00	Average	V	-	-	-87.29	25.86	45.57	53.98	-8.41
* 15540.00	Peak	V	-	-	-75.54	25.86	57.32	73.98	-16.66

Table 7-180. Radiated Measurements SDM

FCC ID: BCGA2301 IC: 579C-A2301	PCTEST Proud to be part of element	MEASUREMENT REPORT (CERTIFICATION)	Approved by: Quality Manager
Test Report S/N: 1C2101020002-15.BCG	Test Dates: 12/12/2020 - 3/10/2021	EUT Type: Tablet Device	Page 231 of 354

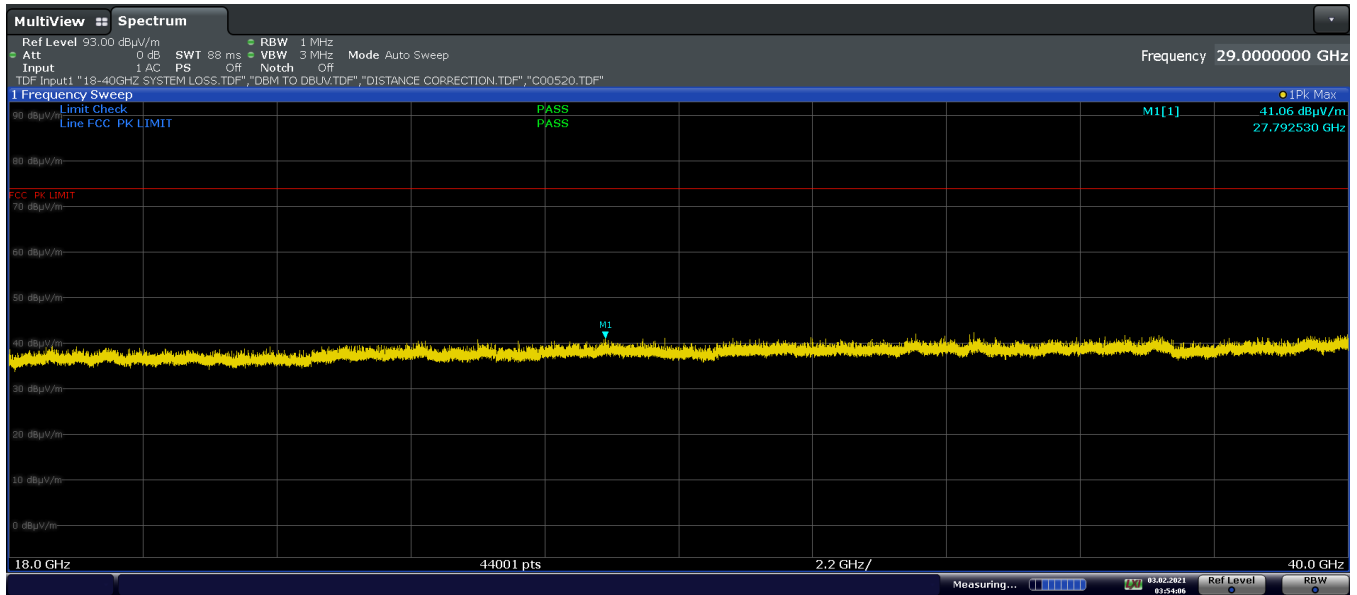


Plot 7-574. Radiated Spurious Emissions above 1GHz SDM (802.11ax(SU) – Ch. 40)



Plot 7-575. Radiated Spurious Emissions 18GHz - 40GHz SDM (802.11ax(SU) – Ch.40, Pol. H)

FCC ID: BCGA2301 IC: 579C-A2301	PCTEST Proud to be part of element	MEASUREMENT REPORT (CERTIFICATION)	Approved by: Quality Manager
Test Report S/N: 1C2101020002-15.BCG	Test Dates: 12/12/2020 - 3/10/2021	EUT Type: Tablet Device	Page 232 of 354



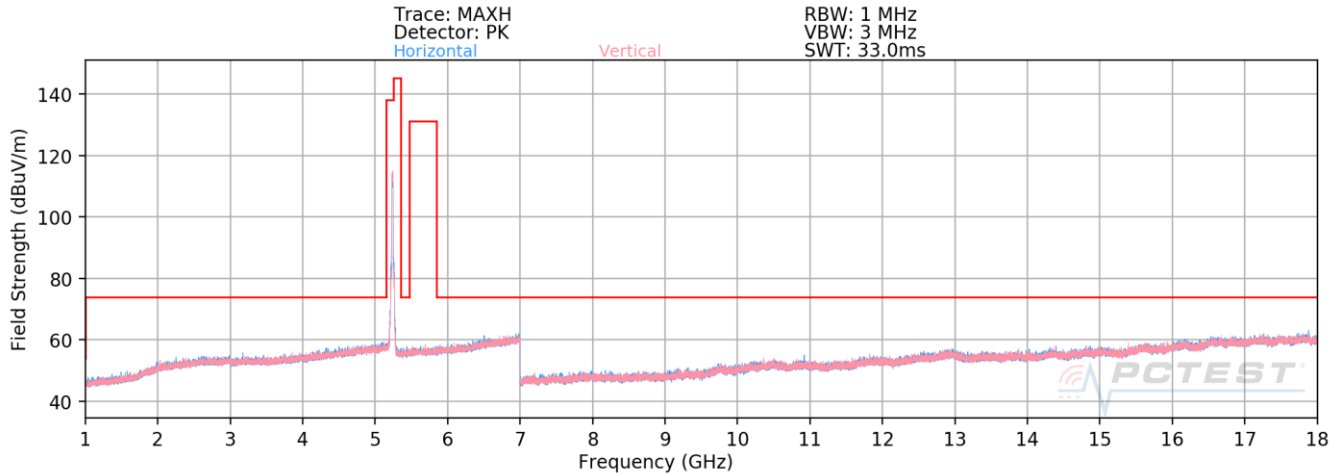
Plot 7-576. Radiated Spurious Emissions 18GHz - 40GHz SDM (802.11ax(SU) – Ch.40, Pol. V)

Mode: 802.11ax(SU)
Data Rate: MCS0
Distance of Measurements: 3 Meters
Operating Frequency: 5200MHz
Channel: 40

Frequency [MHz]	Detector	Ant. Pol. [H/V]	Antenna Height [cm]	Turntable Azimuth [degree]	Analyzer Level [dBm]	AFCL [dB/m]	Field Strength [dBμV/m]	Limit [dBμV/m]	Margin [dB]
10400.00	Peak	V	240	236	-71.41	18.98	54.57	68.20	-13.63
* 15600.00	Average	V	-	-	-86.11	26.01	46.90	53.98	-7.08
* 15600.00	Peak	V	-	-	-75.19	26.01	57.82	73.98	-16.16

Table 7-181. Radiated Measurements SDM

FCC ID: BCGA2301 IC: 579C-A2301	PCTEST Proud to be part of element	MEASUREMENT REPORT (CERTIFICATION)	Approved by: Quality Manager
Test Report S/N: 1C2101020002-15.BCG	Test Dates: 12/12/2020 - 3/10/2021	EUT Type: Tablet Device	Page 233 of 354



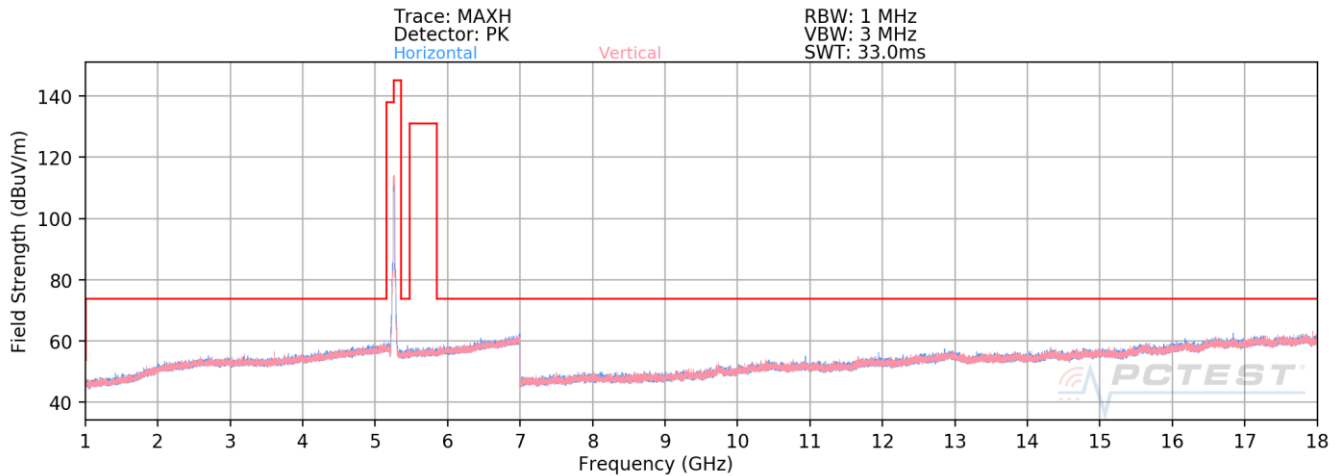
Plot 7-577. Radiated Spurious Emissions above 1GHz SDM (802.11ax(SU) – Ch. 48)

Mode: 802.11ax(SU)
Data Rate: MCS0
Distance of Measurements: 3 Meters
Operating Frequency: 5240MHz
Channel: 48

Frequency [MHz]	Detector	Ant. Pol. [H/V]	Antenna Height [cm]	Turntable Azimuth [degree]	Analyzer Level [dBm]	AFCL [dB/m]	Field Strength [dBuV/m]	Limit [dBuV/m]	Margin [dB]
10480.00	Peak	V	261	239	-72.62	20.08	54.46	68.20	-13.74
* 15720.00	Average	V	-	-	-86.04	25.49	46.45	53.98	-7.53
* 15720.00	Peak	V	-	-	-74.36	25.49	58.13	73.98	-15.85

Table 7-182. Radiated Measurements SDM

FCC ID: BCGA2301 IC: 579C-A2301	PCTEST Proud to be part of element	MEASUREMENT REPORT (CERTIFICATION)	Approved by: Quality Manager
Test Report S/N: 1C2101020002-15.BCG	Test Dates: 12/12/2020 - 3/10/2021	EUT Type: Tablet Device	Page 234 of 354



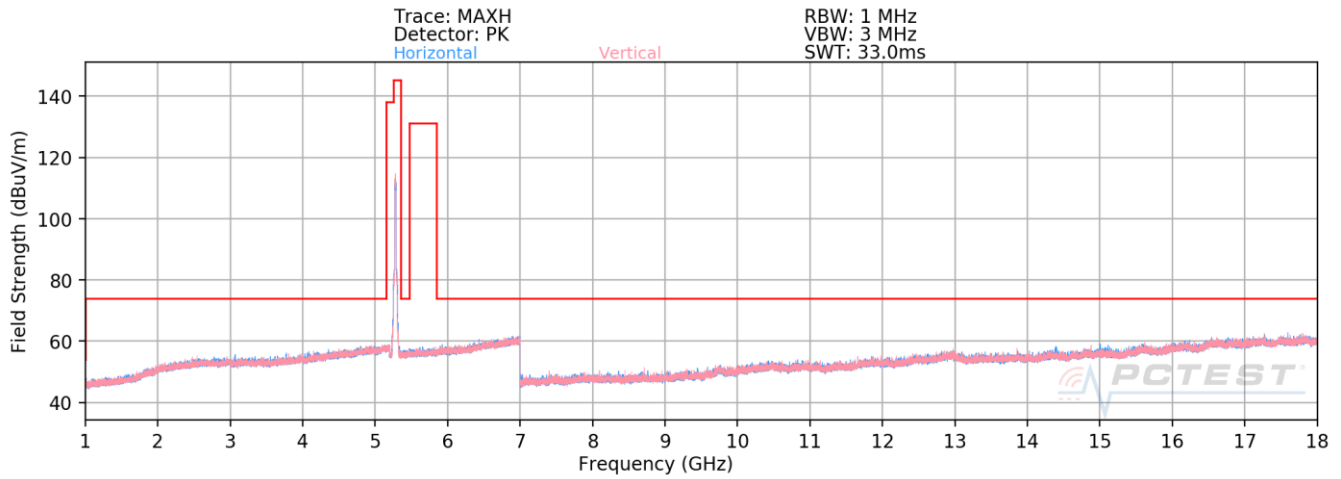
Plot 7-578. Radiated Spurious Emissions above 1GHz SDM (802.11ax(SU) – Ch. 52)

Mode: 802.11ax(SU)
Data Rate: MCS0
Distance of Measurements: 3 Meters
Operating Frequency: 5260MHz
Channel: 52

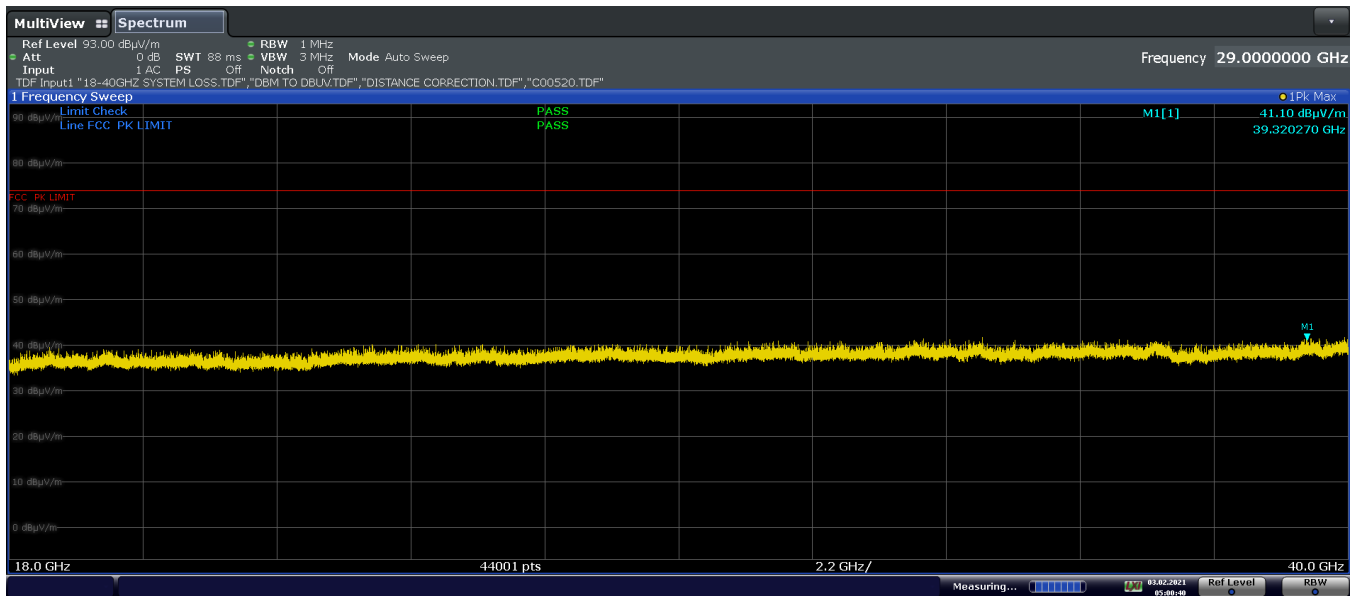
Frequency [MHz]	Detector	Ant. Pol. [H/V]	Antenna Height [cm]	Turntable Azimuth [degree]	Analyzer Level [dBm]	AFCL [dB/m]	Field Strength [dBuV/m]	Limit [dBuV/m]	Margin [dB]
10520.00	Peak	V	233	223	-73.30	20.07	53.77	68.20	-14.43
* 15780.00	Average	V	-	-	-86.48	25.89	46.41	53.98	-7.57
* 15780.00	Peak	V	-	-	-75.03	25.89	57.86	73.98	-16.12

Table 7-183. Radiated Measurements SDM

FCC ID: BCGA2301 IC: 579C-A2301	PCTEST Proud to be part of element	MEASUREMENT REPORT (CERTIFICATION)	Approved by: Quality Manager
Test Report S/N: 1C2101020002-15.BCG	Test Dates: 12/12/2020 - 3/10/2021	EUT Type: Tablet Device	Page 235 of 354

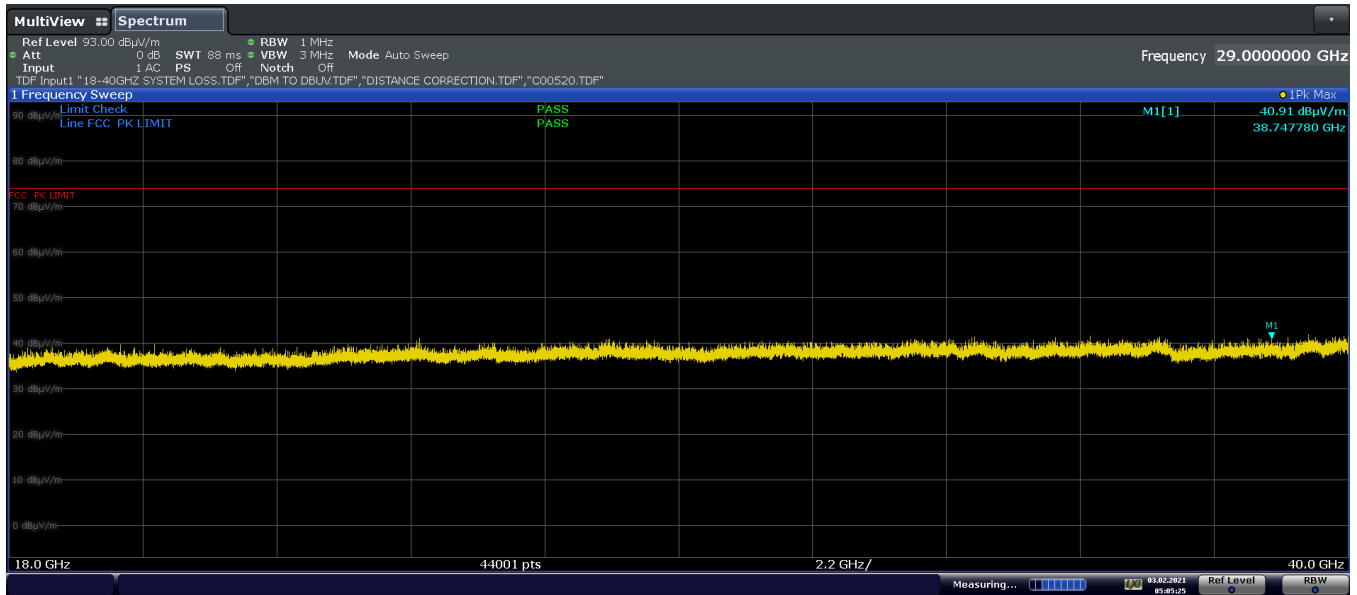


Plot 7-579. Radiated Spurious Emissions above 1GHz SDM (802.11ax(SU) – Ch. 56)



Plot 7-580. Radiated Spurious Emissions 18GHz - 40GHz SDM (802.11ax(SU) – Ch.56, Pol. H)

FCC ID: BCGA2301 IC: 579C-A2301	PCTEST Proud to be part of element	MEASUREMENT REPORT (CERTIFICATION)	Approved by: Quality Manager
Test Report S/N: 1C2101020002-15.BCG	Test Dates: 12/12/2020 - 3/10/2021	EUT Type: Tablet Device	Page 236 of 354



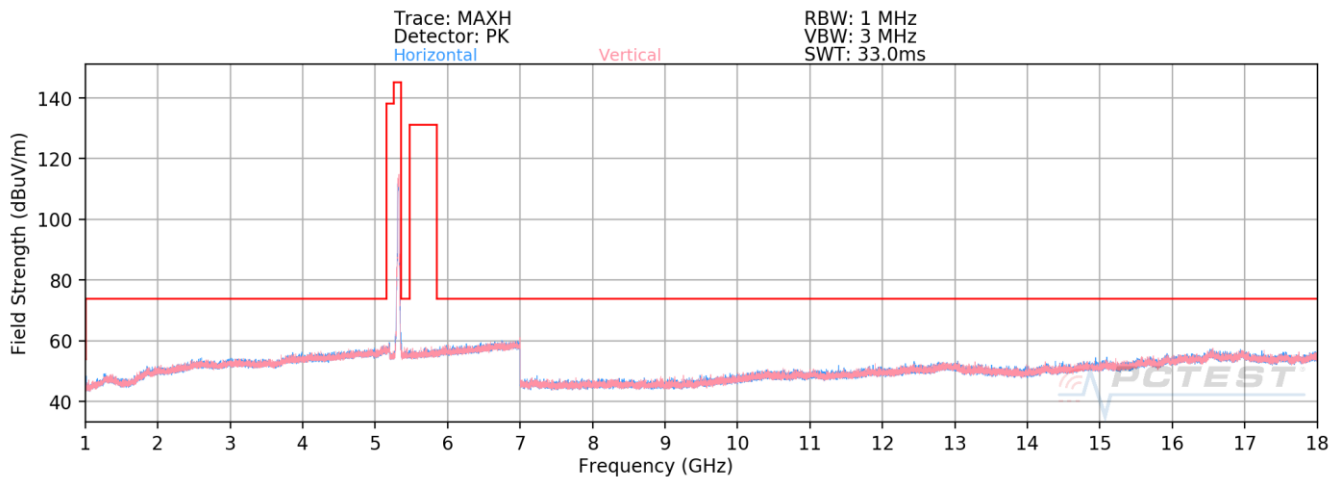
Plot 7-581. Radiated Spurious Emissions 18GHz - 40GHz SDM (802.11ax(SU) – Ch.56, Pol. V)

Mode: 802.11ax(SU)
Data Rate: MCS0
Distance of Measurements: 3 Meters
Operating Frequency: 5280MHz
Channel: 56

Frequency [MHz]	Detector	Ant. Pol. [H/V]	Antenna Height [cm]	Turntable Azimuth [degree]	Analyzer Level [dBm]	AFCL [dB/m]	Field Strength [dBμV/m]	Limit [dBμV/m]	Margin [dB]
10560.00	Peak	V	-	-	-73.84	19.82	52.98	68.20	-15.22
* 15840.00	Average	V	-	-	-86.48	25.88	46.40	53.98	-7.58
* 15840.00	Peak	V	-	-	-75.09	25.88	57.79	73.98	-16.19

Table 7-184. Radiated Measurements SDM

FCC ID: BCGA2301 IC: 579C-A2301	PCTEST Proud to be part of element	MEASUREMENT REPORT (CERTIFICATION)	Approved by: Quality Manager
Test Report S/N: 1C2101020002-15.BCG	Test Dates: 12/12/2020 - 3/10/2021	EUT Type: Tablet Device	Page 237 of 354



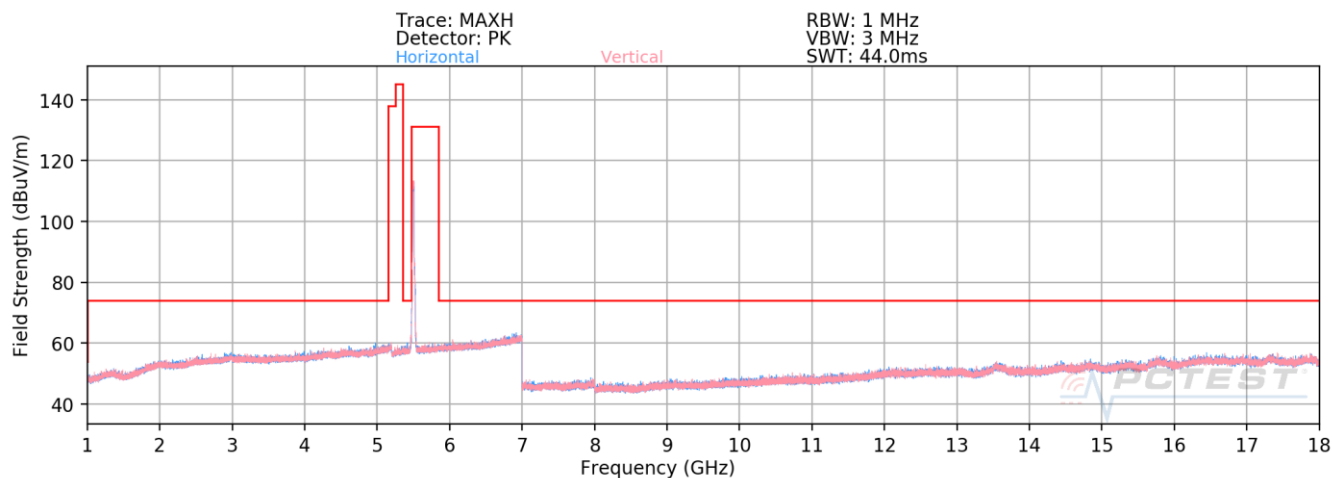
Plot 7-582. Radiated Spurious Emissions above 1GHz SDM (802.11ax(SU) – Ch. 64)

Mode: 802.11ax(SU)
Data Rate: MCS0
Distance of Measurements: 3 Meters
Operating Frequency: 5320MHz
Channel: 64

	Frequency [MHz]	Detector	Ant. Pol. [H/V]	Antenna Height [cm]	Turntable Azimuth [degree]	Analyzer Level [dBm]	AFCL [dB/m]	Field Strength [dBμV/m]	Limit [dBμV/m]	Margin [dB]
*	10640.00	Average	V	265	232	-85.24	19.75	41.51	53.98	-12.47
*	10640.00	Peak	V	265	232	-74.44	19.75	52.31	73.98	-21.67
*	15960.00	Average	V	-	-	-86.61	26.10	46.49	53.98	-7.49
*	15960.00	Peak	V	-	-	-75.18	26.10	57.92	73.98	-16.06

Table 7-185. Radiated Measurements SDM

FCC ID: BCGA2301 IC: 579C-A2301	PCTEST Proud to be part of element	MEASUREMENT REPORT (CERTIFICATION)	Approved by: Quality Manager
Test Report S/N: 1C2101020002-15.BCG	Test Dates: 12/12/2020 - 3/10/2021	EUT Type: Tablet Device	Page 238 of 354



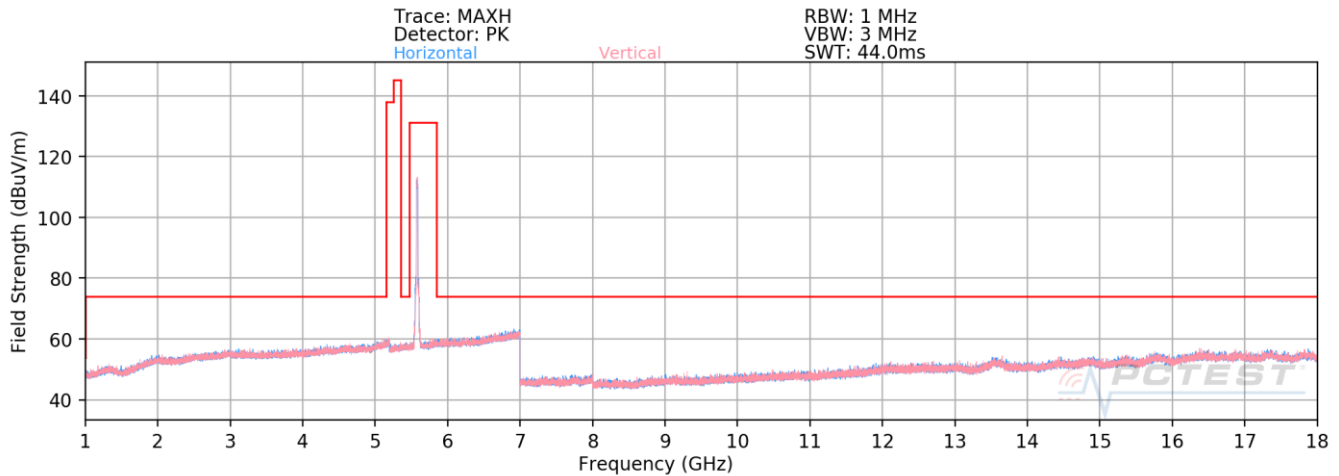
Plot 7-583. Radiated Spurious Emissions above 1GHz SDM (802.11ax(SU) – Ch. 100)

Mode: 802.11ax(SU)
Data Rate: MCS0
Distance of Measurements: 3 Meters
Operating Frequency: 5500MHz
Channel: 100

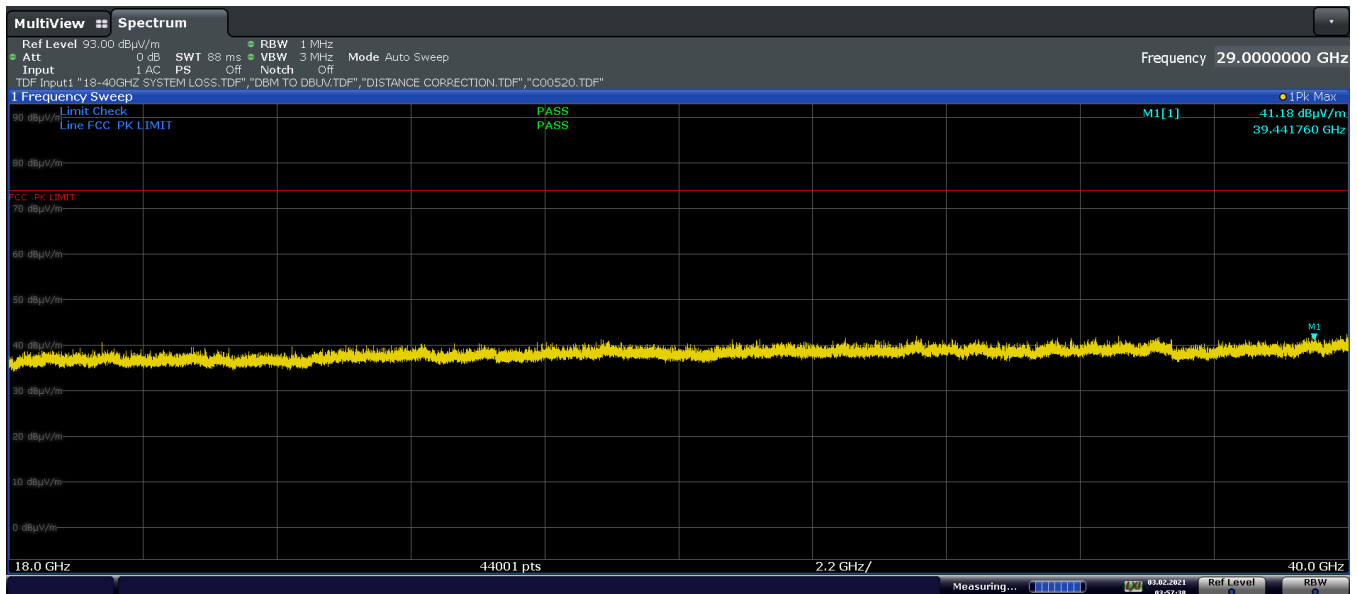
	Frequency [MHz]	Detector	Ant. Pol. [H/V]	Antenna Height [cm]	Turntable Azimuth [degree]	Analyzer Level [dBm]	AFCL [dB/m]	Field Strength [dBμV/m]	Limit [dBμV/m]	Margin [dB]
*	11000.00	Average	-	-	-	-83.72	15.07	38.35	53.98	-15.63
*	11000.00	Peak	-	-	-	-72.16	15.07	49.91	73.98	-24.07
	16500.00	Peak	-	-	-	-72.87	21.13	55.26	68.20	-12.94

Table 7-186. Radiated Measurements SDM

FCC ID: BCGA2301 IC: 579C-A2301	PCTEST Proud to be part of element	MEASUREMENT REPORT (CERTIFICATION)	Approved by: Quality Manager
Test Report S/N: 1C2101020002-15.BCG	Test Dates: 12/12/2020 - 3/10/2021	EUT Type: Tablet Device	Page 239 of 354

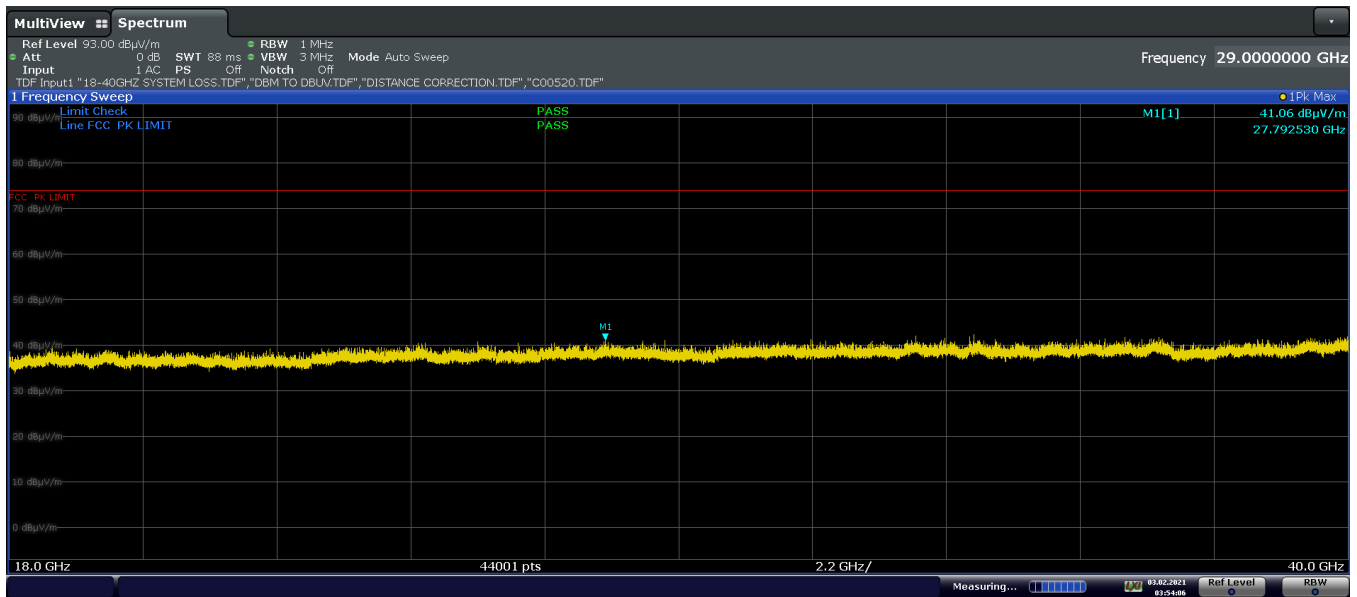


Plot 7-584. Radiated Spurious Emissions above 1GHz SDM (802.11ax(SU) – Ch. 116)



Plot 7-585. Radiated Spurious Emissions 18GHz - 40GHz SDM (802.11ax(SU) – Ch.116, Pol. H)

FCC ID: BCGA2301 IC: 579C-A2301	PCTEST Proud to be part of element	MEASUREMENT REPORT (CERTIFICATION)	Approved by: Quality Manager
Test Report S/N: 1C2101020002-15.BCG	Test Dates: 12/12/2020 - 3/10/2021	EUT Type: Tablet Device	Page 240 of 354



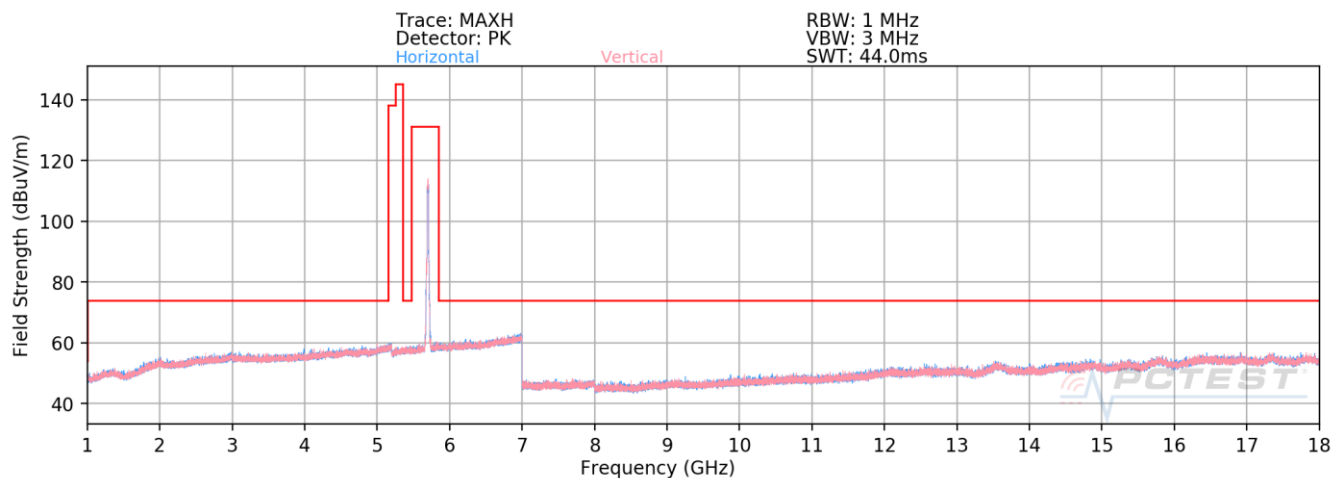
Plot 7-586. Radiated Spurious Emissions 18GHz - 40GHz SDM (802.11ax(SU) – Ch.116, Pol. V)

Mode: 802.11ax(SU)
 Data Rate: MCS0
 Distance of Measurements: 3 Meters
 Operating Frequency: 5580MHz
 Channel: 116

	Frequency [MHz]	Detector	Ant. Pol. [H/V]	Antenna Height [cm]	Turntable Azimuth [degree]	Analyzer Level [dBm]	AFCL [dB/m]	Field Strength [dBμV/m]	Limit [dBμV/m]	Margin [dB]
*	11160.00	Average	-	-	-	-83.75	15.10	38.35	53.98	-15.63
*	11160.00	Peak	-	-	-	-72.59	15.10	49.51	73.98	-24.47
	16740.00	Peak	-	-	-	-73.80	22.34	55.54	68.20	-12.66

Table 7-187. Radiated Measurements SDM

FCC ID: BCGA2301 IC: 579C-A2301	MEASUREMENT REPORT (CERTIFICATION)		Approved by: Quality Manager
Test Report S/N: 1C2101020002-15.BCG	Test Dates: 12/12/2020 - 3/10/2021	EUT Type: Tablet Device	Page 241 of 354



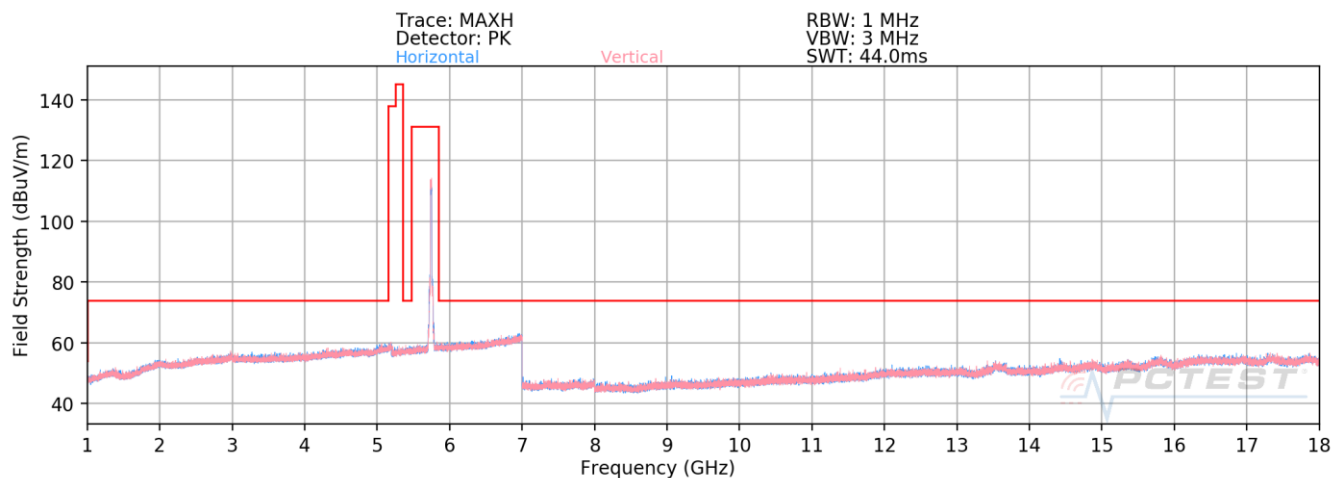
Plot 7-587. Radiated Spurious Emissions above 1GHz SDM (802.11ax(SU) – Ch. 144)

Mode: 802.11ax(SU)
Data Rate: MCS0
Distance of Measurements: 3 Meters
Operating Frequency: 5720MHz
Channel: 144

	Frequency [MHz]	Detector	Ant. Pol. [H/V]	Antenna Height [cm]	Turntable Azimuth [degree]	Analyzer Level [dBm]	AFCL [dB/m]	Field Strength [dBuV/m]	Limit [dBuV/m]	Margin [dB]
*	11440.00	Average	-	-	-	-84.01	15.39	38.38	53.98	-15.60
*	11440.00	Peak	-	-	-	-72.57	15.39	49.82	73.98	-24.16
	17160.00	Peak	-	-	-	-72.96	21.34	55.38	68.20	-12.82

Table 7-188. Radiated Measurements SDM

FCC ID: BCGA2301 IC: 579C-A2301	PCTEST Proud to be part of element	MEASUREMENT REPORT (CERTIFICATION)	Approved by: Quality Manager
Test Report S/N: 1C2101020002-15.BCG	Test Dates: 12/12/2020 - 3/10/2021	EUT Type: Tablet Device	Page 242 of 354



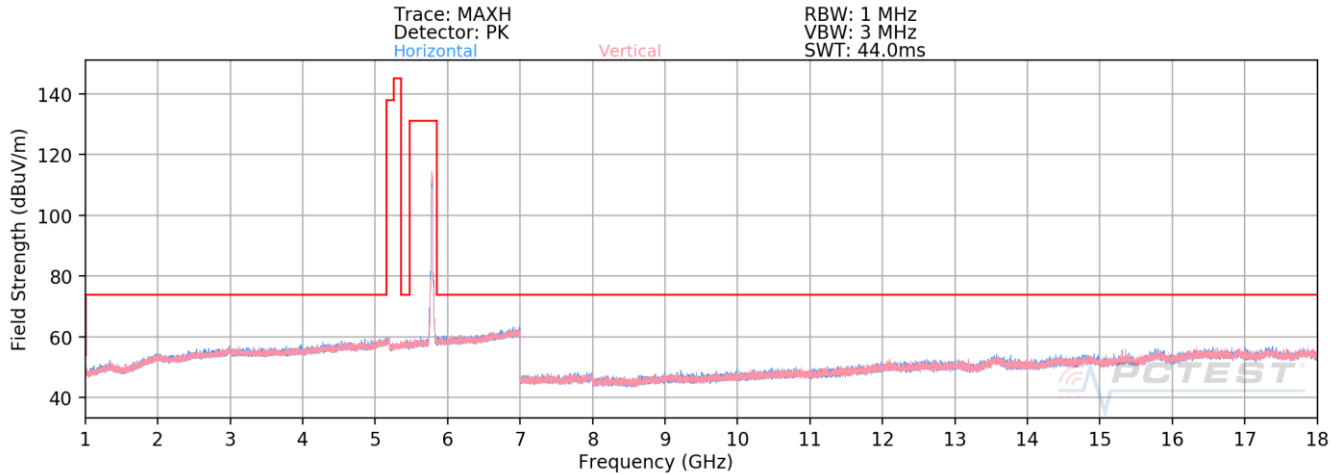
Plot 7-588. Radiated Spurious Emissions above 1GHz CDD (802.11ax(SU) – Ch. 149)

Mode: 802.11ax(SU)
Data Rate: MCS0
Distance of Measurements: 3 Meters
Operating Frequency: 5745MHz
Channel: 149

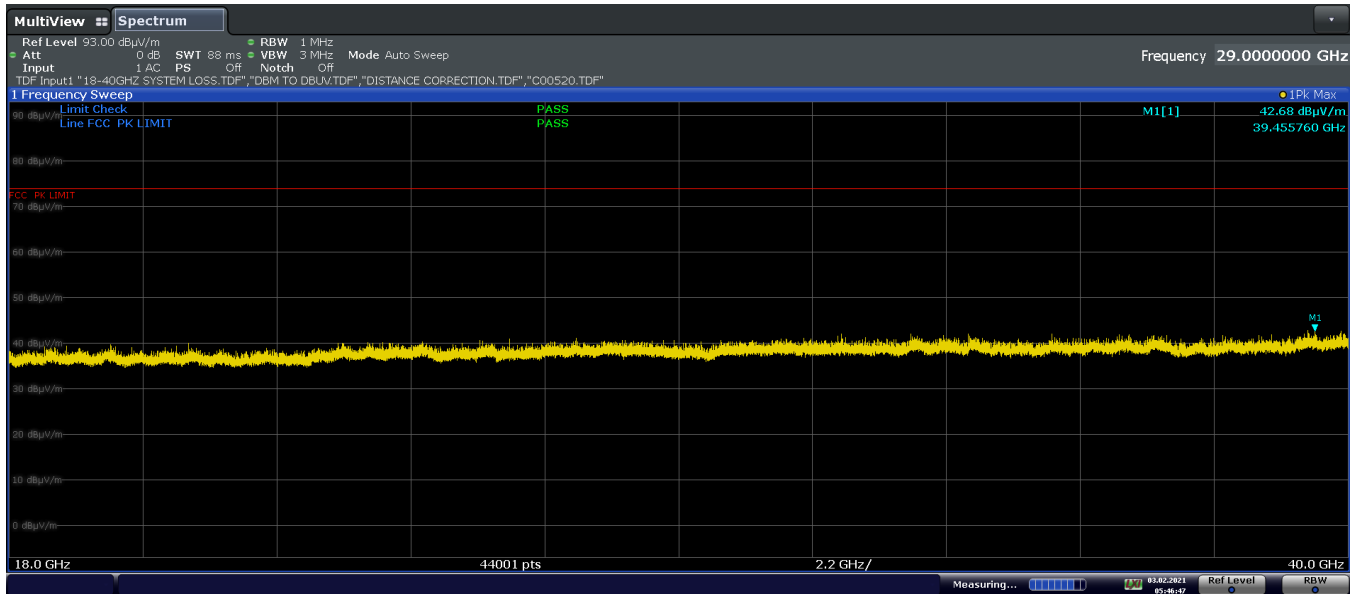
	Frequency [MHz]	Detector	Ant. Pol. [H/V]	Antenna Height [cm]	Turntable Azimuth [degree]	Analyzer Level [dBm]	AFCL [dB/m]	Field Strength [dBμV/m]	Limit [dBμV/m]	Margin [dB]
*	11490.00	Average	-	-	-	-84.20	15.68	38.48	53.98	-15.50
*	11490.00	Peak	-	-	-	-72.62	15.68	50.06	73.98	-23.92
	17235.00	Peak	-	-	-	-72.97	21.52	55.55	68.20	-12.65

Table 7-189. Radiated Measurements CDD

FCC ID: BCGA2301 IC: 579C-A2301	PCTEST Proud to be part of element	MEASUREMENT REPORT (CERTIFICATION)	Approved by: Quality Manager
Test Report S/N: 1C2101020002-15.BCG	Test Dates: 12/12/2020 - 3/10/2021	EUT Type: Tablet Device	Page 243 of 354

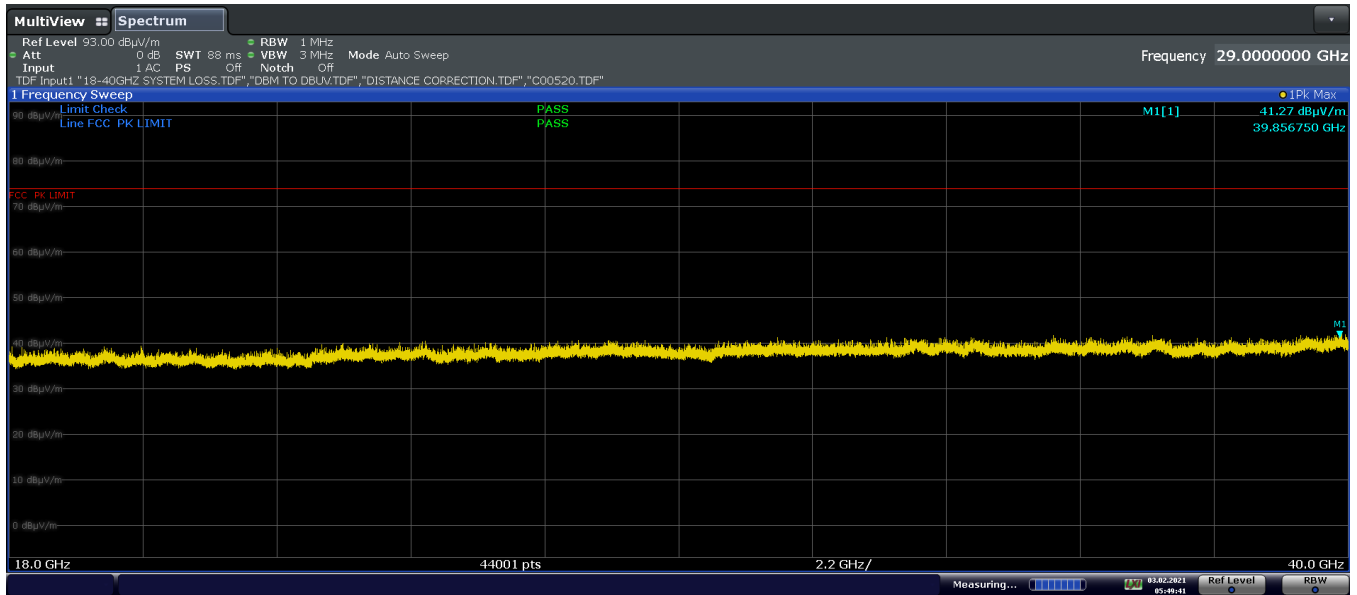


Plot 7-589. Radiated Spurious Emissions above 1GHz CDD (802.11ax(SU) – Ch. 157)



Plot 7-590. Radiated Spurious Emissions 18GHz - 40GHz CDD (802.11ax(SU) – Ch.157, Pol. H)

FCC ID: BCGA2301 IC: 579C-A2301		MEASUREMENT REPORT (CERTIFICATION)	Approved by: Quality Manager
Test Report S/N: 1C2101020002-15.BCG	Test Dates: 12/12/2020 - 3/10/2021	EUT Type: Tablet Device	Page 244 of 354



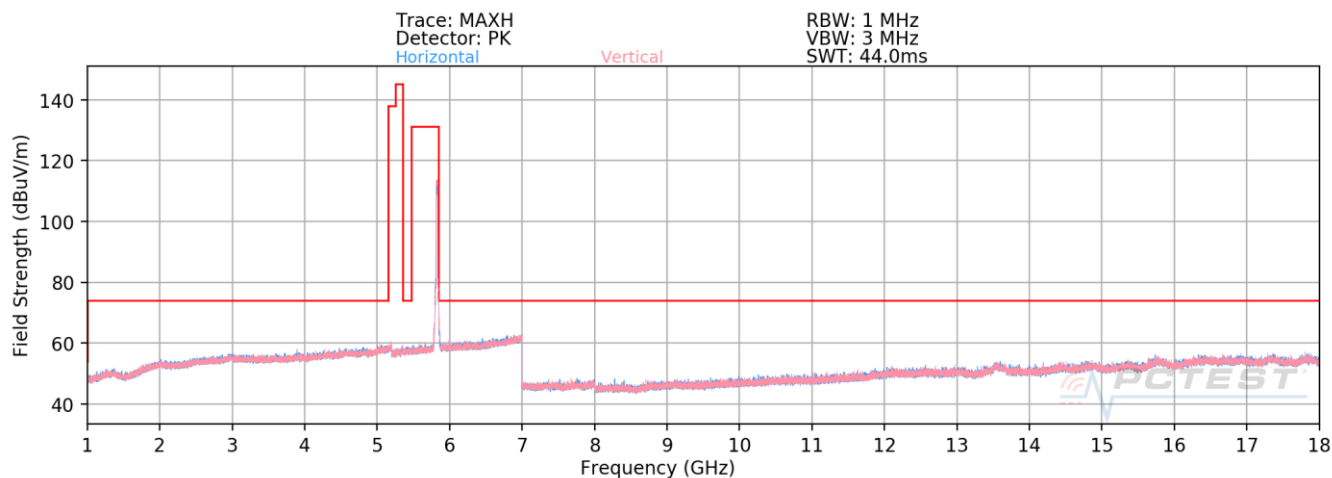
Plot 7-591. Radiated Spurious Emissions 18GHz - 40GHz CDD (802.11ax(SU) – Ch.157, Pol. V)

Mode: 802.11ax(SU)
 Data Rate: MCS0
 Distance of Measurements: 3 Meters
 Operating Frequency: 5785MHz
 Channel: 157

	Frequency [MHz]	Detector	Ant. Pol. [H/V]	Antenna Height [cm]	Turntable Azimuth [degree]	Analyzer Level [dBm]	AFCL [dB/m]	Field Strength [dBμV/m]	Limit [dBμV/m]	Margin [dB]
*	11570.00	Average	-	-	-	-83.91	16.42	39.51	53.98	-14.47
*	11570.00	Peak	-	-	-	-72.29	16.42	51.13	73.98	-22.85
	17355.00	Peak	-	-	-	-72.57	22.57	57.00	68.20	-11.20

Table 7-190. Radiated Measurements CDD

FCC ID: BCGA2301 IC: 579C-A2301	PCTEST Proud to be part of element	MEASUREMENT REPORT (CERTIFICATION)	Approved by: Quality Manager
Test Report S/N: 1C2101020002-15.BCG	Test Dates: 12/12/2020 - 3/10/2021	EUT Type: Tablet Device	Page 245 of 354



Plot 7-592. Radiated Spurious Emissions above 1GHz CDD (802.11ax(SU) – Ch. 165)

Mode: 802.11ax(SU)
Data Rate: MCS0
Distance of Measurements: 3 Meters
Operating Frequency: 5825MHz
Channel: 165

	Frequency [MHz]	Detector	Ant. Pol. [H/V]	Antenna Height [cm]	Turntable Azimuth [degree]	Analyzer Level [dBm]	AFCL [dB/m]	Field Strength [dBμV/m]	Limit [dBμV/m]	Margin [dB]
*	11650.00	Average	-	-	-	-84.19	16.07	38.88	53.98	-15.09
*	11650.00	Peak	-	-	-	-72.04	16.07	51.03	73.98	-22.94
	17475.00	Peak	-	-	-	-73.11	21.61	55.50	68.20	-12.70

Table 7-191. Radiated Measurements CDD

FCC ID: BCGA2301 IC: 579C-A2301	PCTEST Proud to be part of element	MEASUREMENT REPORT (CERTIFICATION)	Approved by: Quality Manager
Test Report S/N: 1C2101020002-15.BCG	Test Dates: 12/12/2020 - 3/10/2021	EUT Type: Tablet Device	Page 246 of 354