

FCC ID: BCGA2301 IC: 579C-A2301	PCTEST Proud to be part of element	MEASUREMENT REPORT (CERTIFICATION)	Approved by: Quality Manager
Test Report S/N: 1C2101020002-16-R1.BCG	Test Dates: 12/12/2020 - 3/10/2021	EUT Type: Tablet Device	Page 125 of 257

Note:

Per ANSI C63.10-2013 Section 14.3.2.2 and KDB 662911 v02r01 Section E)2), the power spectral density at Antenna 5b and Antenna 4b were first measured separately during CDD/SDM transmission as shown in the section above. The measured values were then summed in linear power units then converted back to dBm.

Sample Directional Gain Calculation:

For correlated signals, assuming the antenna gain is 5.5 dBi for Antenna 5b and 1.0 dBi for Antenna 4b.

$$\begin{aligned}\text{Directional gain} &= 10 \log[(10^{G_1/20} + 10^{G_2/20} + \dots + 10^{G_N/20})^2 / N_{\text{ANT}}] \text{ dBi} \\ &= 10 \log[(10^{5.5/20} + 10^{1.0/20} / 2] \text{ dBi} \\ &= 6.55 \text{ dBi}\end{aligned}$$

For uncorrelated signals, assuming the antenna gain is 5.5 dBi for Antenna 5b and 1.0 dBi for Antenna 4b.

$$\begin{aligned}\text{Directional gain} &= 10 \log[(10^{G_1/10} + 10^{G_2/10} + \dots + 10^{G_N/10}) / N_{\text{ANT}}] \text{ dBi} \\ &= 10 \log[(10^{5.5/10} + 10^{1.0/10} / 2] \text{ dBi} \\ &= 3.81 \text{ dBi}\end{aligned}$$

Sample CDD Calculation:

Assuming the average conducted power spectral density was measured to be 8.91 dBm for Antenna 5b and 8.95 dBm for Antenna 4b.

$$\text{Antenna 5b} + \text{Antenna 4b} = \text{CDD/SDM}$$

$$(0.36 \text{ dBm} + -0.37 \text{ dBm}) = (1.086 \text{ mW} + 0.918 \text{ mW}) = 2.004 \text{ mW} = 3.02 \text{ dBm}$$

Sample e.i.r.p Power Spectral Density Calculation:

Assuming the average CDD/SDM power density was calculated to be 3.02 dBm with directional gain of 3.81 dBi.

$$\text{e.i.r.p. Power Spectral Density(dBm)} = \text{Power Spectral Density (dBm)} + \text{directional gain (dBi)}$$

$$3.02 \text{ dBm} + 3.81 \text{ dBi} = 6.83 \text{ dBm}$$

FCC ID: BCGA2301 IC: 579C-A2301	 PCTEST Proud to be part of 	MEASUREMENT REPORT (CERTIFICATION)	Approved by: Quality Manager
Test Report S/N: 1C2101020002-16-R1.BCG	Test Dates: 12/12/2020 - 3/10/2021	EUT Type: Tablet Device	Page 126 of 257

7.6 Radiated Spurious Emission – Above 1GHz

§15.407(b) §15.205 §15.209; RSS-Gen [8.9]

Test Overview and Limit

All out of band radiated spurious emissions are measured with a spectrum analyzer connected to a receive antenna while the EUT is operating at its maximum duty cycle, at its maximum power control level, as defined in ANSI C63.10-2013 and KDB 789033 D02 v02r01, and at the appropriate frequencies. All channels, modes (e.g. RU26, 52 Tones, RU106, RU242, RU484 and RU996), and modulations/data rates were investigated among all UNII bands. Only the radiated emissions of the configuration that produced the worst case emissions are reported in this section.

For transmitters operating in the 5.15-5.25 GHz and 5.25-5.35 GHz band: All emissions outside of the 5.15-5.35 GHz band shall not exceed an EIRP of -27 dBm/MHz.

For transmitters operating in the 5.47-5.725 GHz band: All emissions outside of the 5.47-5.725 GHz band shall not exceed an EIRP of -27 dBm/MHz.

For transmitters operating in the 5.725-5.85 GHz band: All emissions shall be limited to a level of -27 dBm/MHz at 75 MHz or more above or below the band edge increasing linearly to 10 dBm/MHz at 25 MHz above or below the band edge, and from 25 MHz above or below the band edge increasing linearly to a level of 15.6 dBm/MHz at 5 MHz above or below the band edge, and from 5 MHz above or below the band edge increasing linearly to a level of 27 dBm/MHz at the band edge.

All out of band emissions appearing in a restricted band as specified in Section 15.205 of the Title 47 CFR and Table 7 of RSS-Gen (8.10) must not exceed the limits shown in Table 7-82 per Section 15.209 and RSS-Gen (8.9).

Frequency	Field Strength [$\mu\text{V/m}$]	Measured Distance [Meters]
Above 960.0 MHz	500	3

Table 7-82. Radiated Limits

Test Procedures Used

ANSI C63.10-2013 – Sections 12.7.7.2, 12.7.6, 12.7.5
KDB 789033 D02 v02r01 – Section G

Test Settings

Average Field Strength Measurements

1. Analyzer center frequency was set to the frequency of the radiated spurious emission of interest
2. RBW = 1MHz
3. VBW = 3MHz
4. Detector = power average (RMS)
5. Number of measurement points = 1001 (Number of points must be $\geq 2 \times \text{span/RBW}$)
6. Averaging type = power (RMS)
7. Sweep time = auto couple
8. Trace was averaged over 100 sweeps

FCC ID: BCGA2301 IC: 579C-A2301	 MEASUREMENT REPORT (CERTIFICATION)	Approved by: Quality Manager
Test Report S/N: 1C2101020002-16-R1.BCG	Test Dates: 12/12/2020 - 3/10/2021	EUT Type: Tablet Device
		Page 127 of 257

Peak Field Strength Measurements

1. Analyzer center frequency was set to the frequency of the radiated spurious emission of interest
2. RBW = 1MHz
3. VBW = 3MHz
4. Detector = peak
5. Sweep time = auto couple
6. Trace mode = max hold
7. Trace was allowed to stabilize

Test Setup

The EUT and measurement equipment were set up as shown in the diagram below.

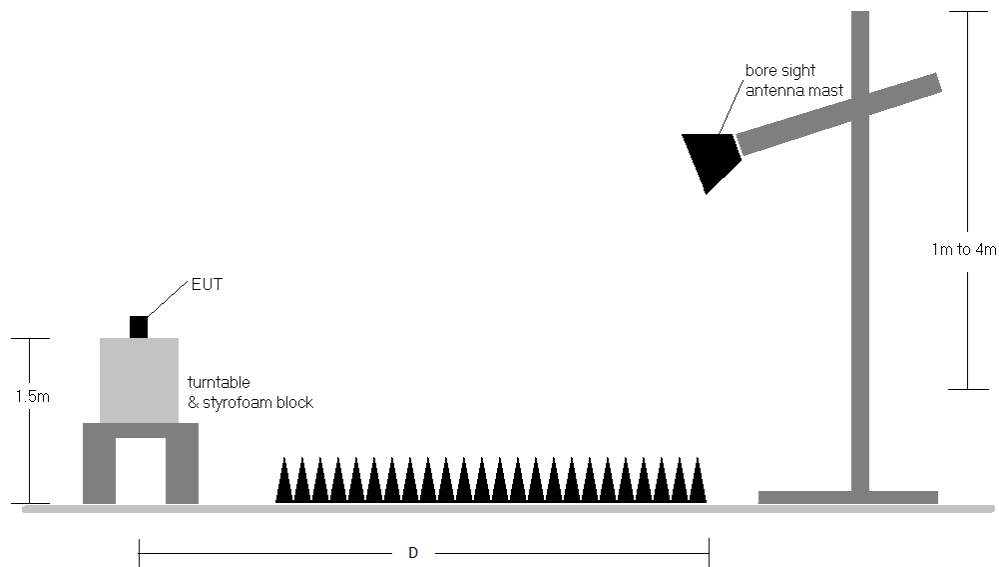


Figure 7-5. Test Instrument & Measurement Setup

FCC ID: BCGA2301 IC: 579C-A2301	PCTEST Proud to be part of element	MEASUREMENT REPORT (CERTIFICATION)	Approved by: Quality Manager
Test Report S/N: 1C2101020002-16-R1.BCG	Test Dates: 12/12/2020 - 3/10/2021	EUT Type: Tablet Device	Page 128 of 257

Test Notes

1. All emissions that lie in the restricted bands (denoted by a * next to the frequency) specified in §15.205 and Section 8.10 of RSS-Gen are below the limit shown in Table 7-82.
2. All spurious emissions lying in restricted bands specified in §15.205 and Section 8.10 of RSS-Gen are below the limit shown in Table 7-82. All spurious emissions that do not lie in a restricted band are subject to a peak limit of -27dBm/MHz. At a distance of 3 meters, the field strength limit in dB μ V/m can be determined by adding a "conversion" factor of 95.2dB to the EIRP limit of -27dBm/MHz to obtain the limit for out of band spurious emissions of 68.2dB μ V/m.
3. The antenna is manipulated through typical positions, polarity and length during the tests. The EUT is manipulated through three orthogonal planes.
4. This unit was tested with its standard battery.
5. The spectrum is measured from 9kHz to the 10th harmonic of the fundamental frequency of the transmitter using CISPR quasi peak detector below 1GHz. Above 1 GHz, average and peak measurements were taken using linearly polarized horn antennas.
6. D is the measurement test distance and emissions 1-18GHz were measured at a 3 meters test distance while emissions above 18GHz were measured at a 1 meter test distance with the application of a distance correction factor.
7. The wide spectrum spurious emissions plots shown on the following pages are used only for the purpose of emission identification. Any emissions found to be within 20dB of the limit are fully investigated and the results are shown in this section.
8. The "-" shown in the following RSE tables are used to denote a noise floor measurement.
9. Per RSS-247 Section 6.2.3, transmission on channels which overlap the 5600-5650 MHz is prohibited. This device operates under these frequencies only under the control of a certified master device and does not support active scanning on these channels. This device does not transmit any beacons or initiate any transmissions in UNII Bands 2A or 2C.
10. For radiated measurements, emissions were investigated for the fully-loaded RU configuration and for all of the partially-loaded RU configurations. Among all of the available partially-loaded RU configurations, only the configuration with the worst case emissions is reported.

FCC ID: BCGA2301 IC: 579C-A2301	 PCTEST Proud to be part of 	MEASUREMENT REPORT (CERTIFICATION)	Approved by: Quality Manager
Test Report S/N: 1C2101020002-16-R1.BCG	Test Dates: 12/12/2020 - 3/10/2021	EUT Type: Tablet Device	Page 129 of 257

Sample Calculations

Determining Spurious Emissions Levels

- Field Strength Level $[\text{dB}\mu\text{V/m}] = \text{Analyzer Level} [\text{dBm}] + 107 + \text{AFCL} [\text{dB/m}]$
- $\text{AFCL} [\text{dB/m}] = \text{Antenna Factor} [\text{dB/m}] + \text{Cable Loss} [\text{dB}] - \text{Preamplifier Gain} [\text{dB}]$
- $\text{Margin} [\text{dB}] = \text{Field Strength Level} [\text{dB}\mu\text{V/m}] - \text{Limit} [\text{dB}\mu\text{V/m}]$

Radiated Band Edge Measurement Offset

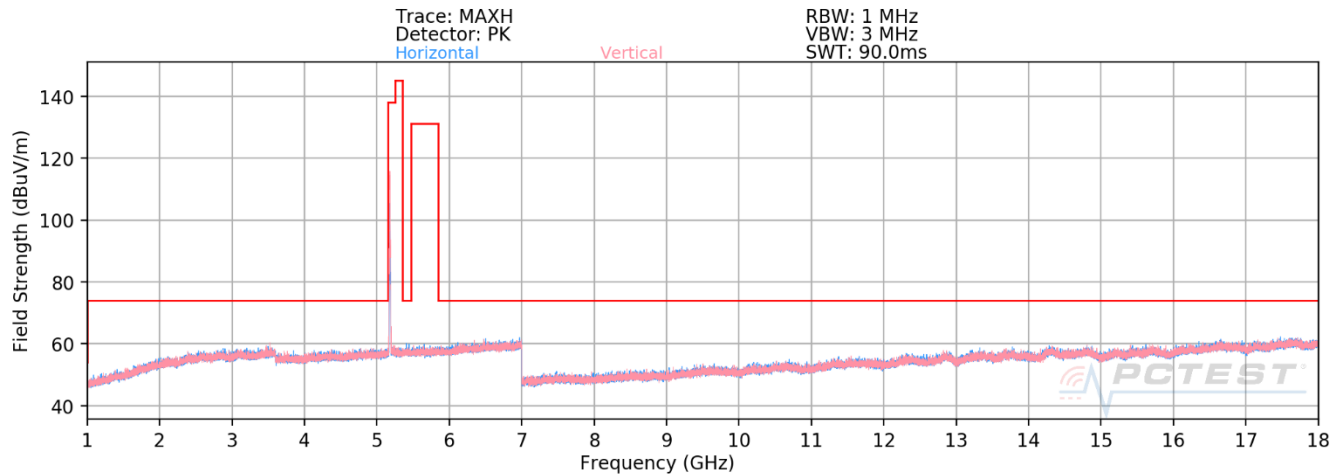
- The amplitude offset shown in the radiated restricted band edge plots in Section 0 was calculated using the formula:

$$\text{Offset (dB)} = (\text{Antenna Factor} + \text{Cable Loss} + \text{Attenuator}) - \text{Preamplifier Gain}$$

FCC ID: BCGA2301 IC: 579C-A2301	 MEASUREMENT REPORT (CERTIFICATION)		Approved by: Quality Manager
Test Report S/N: 1C2101020002-16-R1.BCG	Test Dates: 12/12/2020 - 3/10/2021	EUT Type: Tablet Device	Page 130 of 257

7.6.1 Antenna 5b Radiated Spurious Emission

RU26



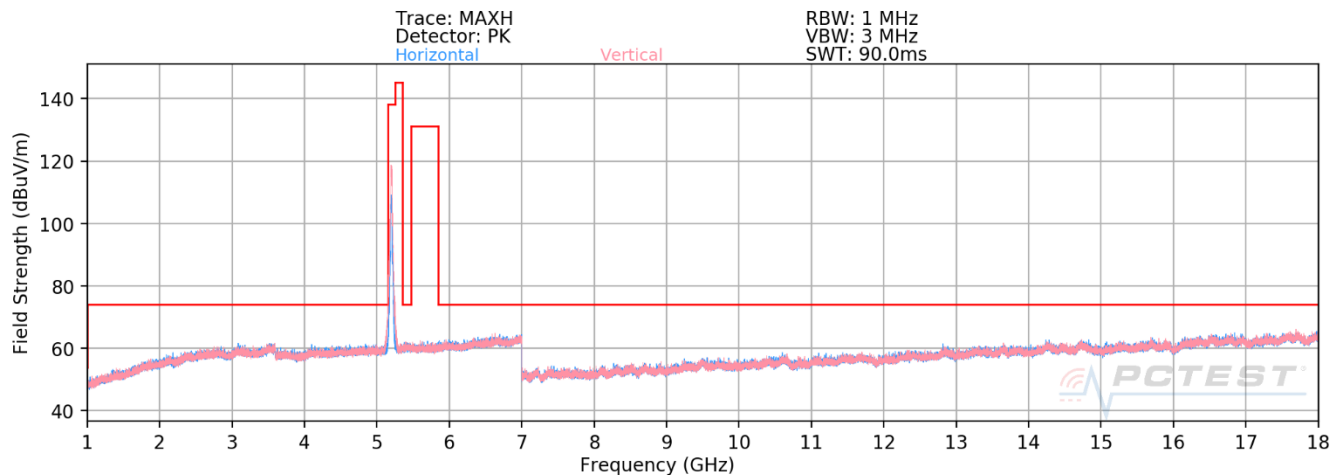
Plot 7-337. RSE above 1GHz Antenna 5b (11ax – Ch.36 – RU26)

Mode: 802.11ax (20MHz BW)
Data Rate: MCS11
RU Index: 4
Distance of Measurements: 3 Meters
Operating Frequency: 5180MHz
Channel: 36

Frequency [MHz]	Detector	Ant. Pol. [H/V]	Antenna Height [cm]	Turntable Azimuth [degree]	Analyzer Level [dBm]	AFCL [dB/m]	Field Strength [dBuV/m]	Limit [dBuV/m]	Margin [dB]
10360.00	Peak	-	-	-	-68.12	14.63	53.51	68.20	-14.69
* 15540.00	Average	-	-	-	-82.46	20.83	45.37	53.98	-8.61
* 15540.00	Peak	-	-	-	-69.70	20.83	58.13	73.98	-15.85

Table 7-83. Radiated Measurements Antenna 5b (RU26)

FCC ID: BCGA2301 IC: 579C-A2301	PCTEST Proud to be part of element	MEASUREMENT REPORT (CERTIFICATION)		Approved by: Quality Manager
Test Report S/N: 1C2101020002-16-R1.BCG	Test Dates: 12/12/2020 - 3/10/2021	EUT Type: Tablet Device		Page 131 of 257



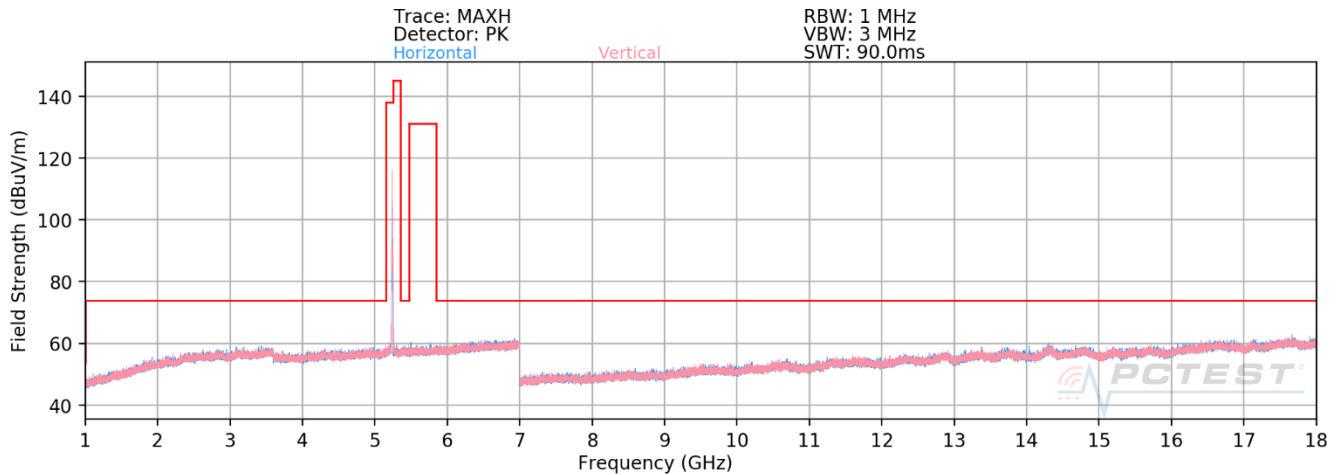
Plot 7-338. RSE above 1GHz Antenna 5b (11ax – Ch.40 – RU26)

Mode: 802.11ax (20MHz BW)
Data Rate: MCS11
RU Index: 4
Distance of Measurements: 3 Meters
Operating Frequency: 5200MHz
Channel: 40

Frequency [MHz]	Detector	Ant. Pol. [H/V]	Antenna Height [cm]	Turntable Azimuth [degree]	Analyzer Level [dBm]	AFCL [dB/m]	Field Strength [dBuV/m]	Limit [dBuV/m]	Margin [dB]
10400.00	Peak	-	-	-	-67.81	14.86	54.05	68.20	-14.15
* 15600.00	Average	-	-	-	-82.35	20.93	45.58	53.98	-8.40
* 15600.00	Peak	-	-	-	-69.44	20.93	58.49	73.98	-15.49

Table 7-84. Radiated Measurements Antenna 5b (RU26)

FCC ID: BCGA2301 IC: 579C-A2301	PCTEST Proud to be part of element	MEASUREMENT REPORT (CERTIFICATION)	Approved by: Quality Manager
Test Report S/N: 1C2101020002-16-R1.BCG	Test Dates: 12/12/2020 - 3/10/2021	EUT Type: Tablet Device	Page 132 of 257



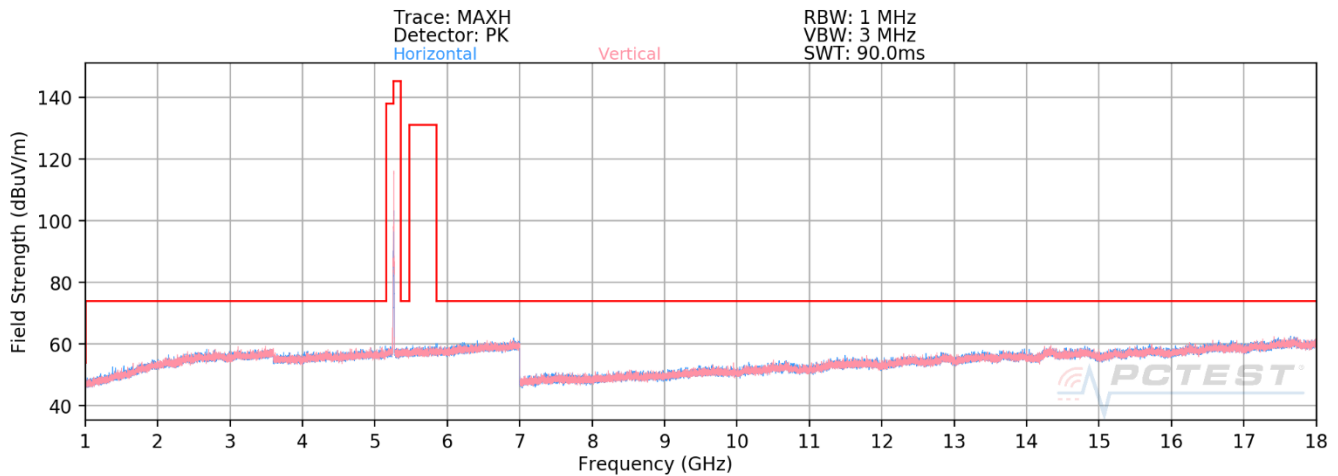
Plot 7-339. RSE above 1GHz Antenna 5b (11ax – Ch.48 – RU26)

Mode: 802.11ax (20MHz BW)
Data Rate: MCS11
RU Index: 4
Distance of Measurements: 3 Meters
Operating Frequency: 5240MHz
Channel: 48

Frequency [MHz]	Detector	Ant. Pol. [H/V]	Antenna Height [cm]	Turntable Azimuth [degree]	Analyzer Level [dBm]	AFCL [dB/m]	Field Strength [dBuV/m]	Limit [dBuV/m]	Margin [dB]
10480.00	Peak	-	-	-	-68.25	15.44	54.19	68.20	-14.01
* 15720.00	Average	-	-	-	-82.86	21.31	45.45	53.98	-8.52
* 15720.00	Peak	-	-	-	-70.02	21.31	58.29	73.98	-15.68

Table 7-85. Radiated Measurements Antenna 5b (RU26)

FCC ID: BCGA2301 IC: 579C-A2301	PCTEST Proud to be part of element	MEASUREMENT REPORT (CERTIFICATION)	Approved by: Quality Manager
Test Report S/N: 1C2101020002-16-R1.BCG	Test Dates: 12/12/2020 - 3/10/2021	EUT Type: Tablet Device	Page 133 of 257



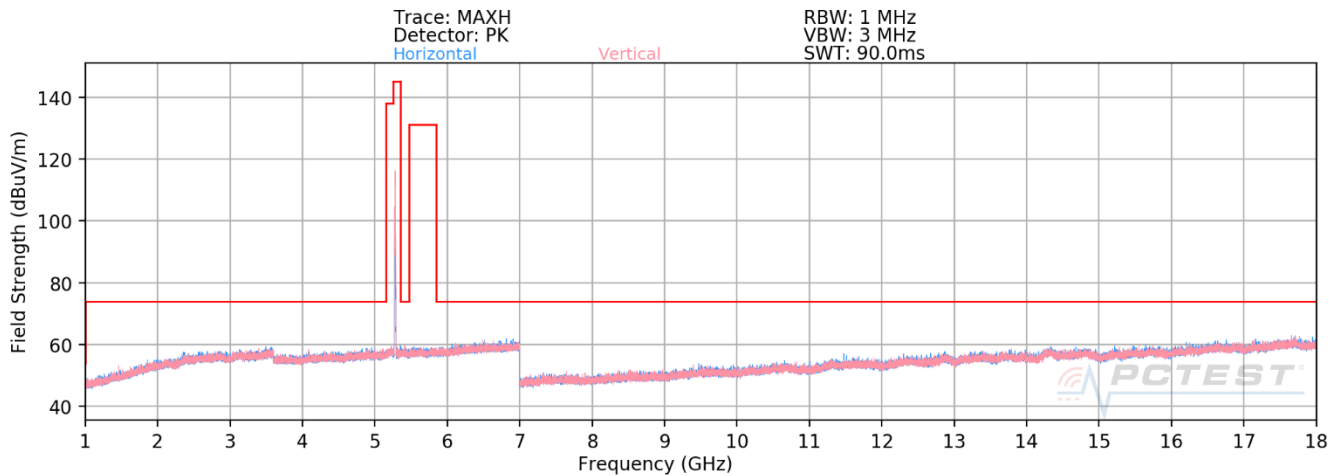
Plot 7-340. RSE above 1GHz Antenna 5b (11ax – Ch.52 – RU26)

Mode: 802.11ax (20MHz BW)
Data Rate: MCS11
RU Index: 4
Distance of Measurements: 3 Meters
Operating Frequency: 5260MHz
Channel: 52

Frequency [MHz]	Detector	Ant. Pol. [H/V]	Antenna Height [cm]	Turntable Azimuth [degree]	Analyzer Level [dBm]	AFCL [dB/m]	Field Strength [dBuV/m]	Limit [dBuV/m]	Margin [dB]
10520.00	Peak	-	-	-	-67.95	15.28	54.33	68.20	-13.87
* 15780.00	Average	-	-	-	-82.61	20.92	45.31	53.98	-8.67
* 15780.00	Peak	-	-	-	-69.62	20.92	58.30	73.98	-15.68

Table 7-86. Radiated Measurements Antenna 5b (RU26)

FCC ID: BCGA2301 IC: 579C-A2301	PCTEST Proud to be part of element	MEASUREMENT REPORT (CERTIFICATION)	Approved by: Quality Manager
Test Report S/N: 1C2101020002-16-R1.BCG	Test Dates: 12/12/2020 - 3/10/2021	EUT Type: Tablet Device	Page 134 of 257



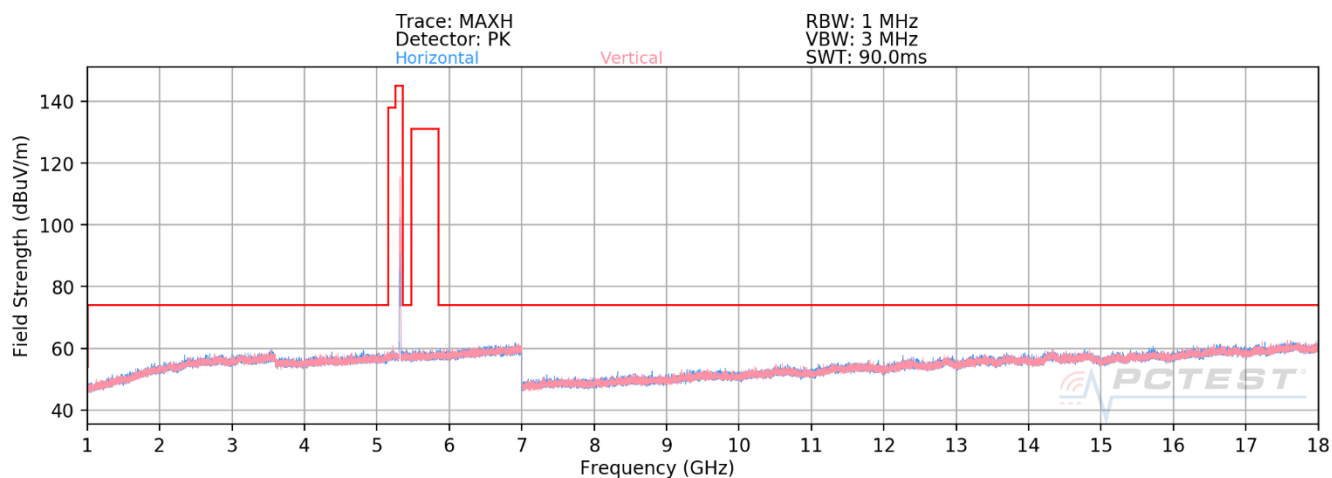
Plot 7-341. RSE above 1GHz Antenna 5b (11ax – Ch.56 – RU26)

Mode: 802.11ax (20MHz BW)
Data Rate: MCS11
RU Index: 4
Distance of Measurements: 3 Meters
Operating Frequency: 5280MHz
Channel: 56

Frequency [MHz]	Detector	Ant. Pol. [H/V]	Antenna Height [cm]	Turntable Azimuth [degree]	Analyzer Level [dBm]	AFCL [dB/m]	Field Strength [dBuV/m]	Limit [dBuV/m]	Margin [dB]
10560.00	Peak	-	-	-	-68.29	15.25	53.96	68.20	-14.24
* 15840.00	Average	-	-	-	-82.28	20.96	45.68	53.98	-8.30
* 15840.00	Peak	-	-	-	-69.67	20.96	58.29	73.98	-15.69

Table 7-87. Radiated Measurements Antenna 5b (RU26)

FCC ID: BCGA2301 IC: 579C-A2301	PCTEST Proud to be part of element	MEASUREMENT REPORT (CERTIFICATION)	Approved by: Quality Manager
Test Report S/N: 1C2101020002-16-R1.BCG	Test Dates: 12/12/2020 - 3/10/2021	EUT Type: Tablet Device	Page 135 of 257



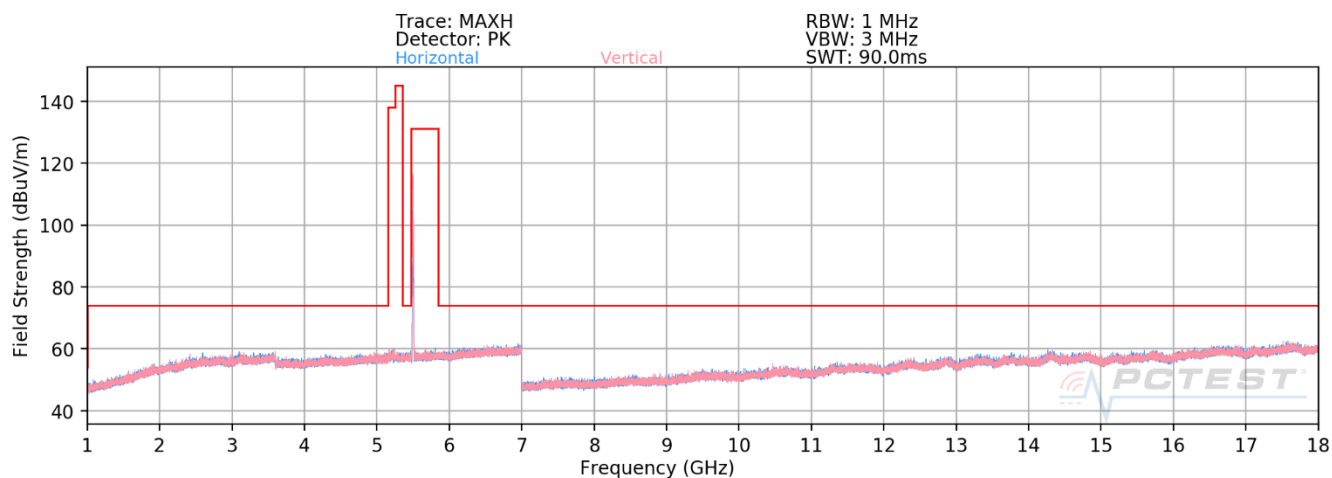
Plot 7-342. RSE above 1GHz Antenna 5b (11ax – Ch.64 – RU26)

Mode: 802.11ax (20MHz BW)
Data Rate: MCS11
RU Index: 4
Distance of Measurements: 3 Meters
Operating Frequency: 5320MHz
Channel: 64

	Frequency [MHz]	Detector	Ant. Pol. [H/V]	Antenna Height [cm]	Turntable Azimuth [degree]	Analyzer Level [dBm]	AFCL [dB/m]	Field Strength [dBuV/m]	Limit [dBuV/m]	Margin [dB]
*	10640.00	Average	-	-	-	-81.04	15.02	40.98	53.98	-13.00
*	10640.00	Peak	-	-	-	-68.41	15.02	53.61	73.98	-20.37
*	15960.00	Average	-	-	-	-83.08	21.22	45.14	53.98	-8.84
*	15960.00	Peak	-	-	-	-70.05	21.22	58.17	73.98	-15.81

Table 7-88. Radiated Measurements Antenna 5b (RU26)

FCC ID: BCGA2301 IC: 579C-A2301	PCTEST Proud to be part of element	MEASUREMENT REPORT (CERTIFICATION)	Approved by: Quality Manager
Test Report S/N: 1C2101020002-16-R1.BCG	Test Dates: 12/12/2020 - 3/10/2021	EUT Type: Tablet Device	Page 136 of 257



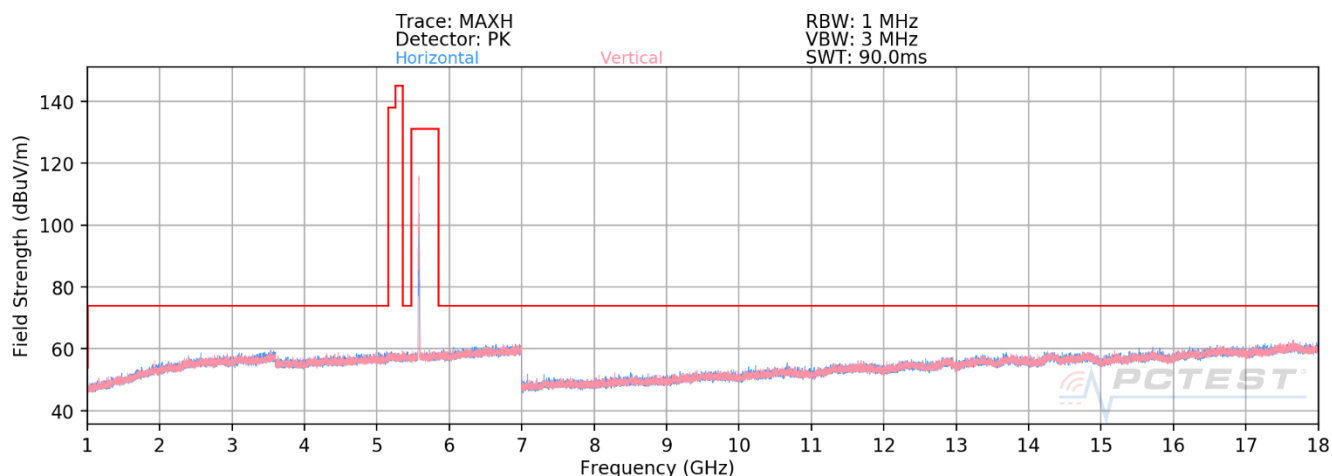
Plot 7-343. RSE above 1GHz Antenna 5b (11ax – Ch.100 – RU26)

Mode: 802.11ax (20MHz BW)
Data Rate: MCS11
RU Index: 4
Distance of Measurements: 3 Meters
Operating Frequency: 5500MHz
Channel: 100

Frequency [MHz]	Detector	Ant. Pol. [H/V]	Antenna Height [cm]	Turntable Azimuth [degree]	Analyzer Level [dBm]	AFCL [dB/m]	Field Strength [dBuV/m]	Limit [dBuV/m]	Margin [dB]
* 11000.00	Average	-	-	-	-82.54	15.86	40.32	53.98	-13.66
* 11000.00	Peak	-	-	-	-69.72	15.86	53.14	73.98	-20.84
16500.00	Peak	-	-	-	-69.23	22.24	60.01	68.20	-8.19

Table 7-89. Radiated Measurements Antenna 5b (RU26)

FCC ID: BCGA2301 IC: 579C-A2301	PCTEST Proud to be part of element	MEASUREMENT REPORT (CERTIFICATION)	Approved by: Quality Manager
Test Report S/N: 1C2101020002-16-R1.BCG	Test Dates: 12/12/2020 - 3/10/2021	EUT Type: Tablet Device	Page 137 of 257



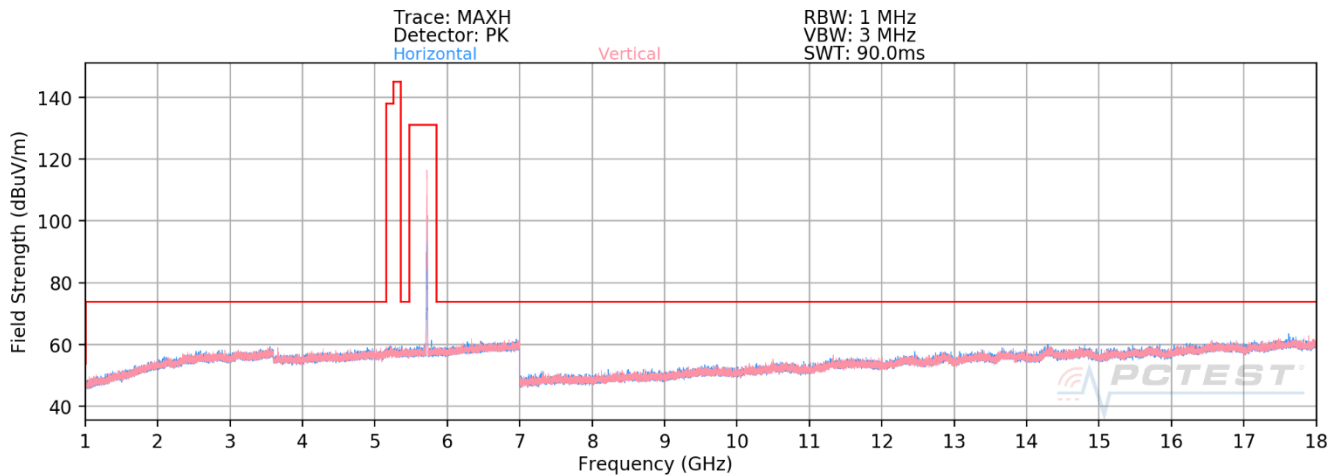
Plot 7-344. RSE above 1GHz Antenna 5b (11ax – Ch.116 – RU26)

Mode: 802.11ax (20MHz BW)
Data Rate: MCS11
RU Index: 4
Distance of Measurements: 3 Meters
Operating Frequency: 5580MHz
Channel: 116

Frequency [MHz]	Detector	Ant. Pol. [H/V]	Antenna Height [cm]	Turntable Azimuth [degree]	Analyzer Level [dBm]	AFCL [dB/m]	Field Strength [dBuV/m]	Limit [dBuV/m]	Margin [dB]
* 11160.00	Average	-	-	-	-81.75	15.55	40.80	53.98	-13.18
* 11160.00	Peak	-	-	-	-69.20	15.55	53.35	73.98	-20.63
16740.00	Peak	-	-	-	-69.97	22.07	59.10	68.20	-9.10

Table 7-90. Radiated Measurements Antenna 5b (RU26)

FCC ID: BCGA2301 IC: 579C-A2301	PCTEST Proud to be part of element	MEASUREMENT REPORT (CERTIFICATION)	Approved by: Quality Manager
Test Report S/N: 1C2101020002-16-R1.BCG	Test Dates: 12/12/2020 - 3/10/2021	EUT Type: Tablet Device	Page 138 of 257



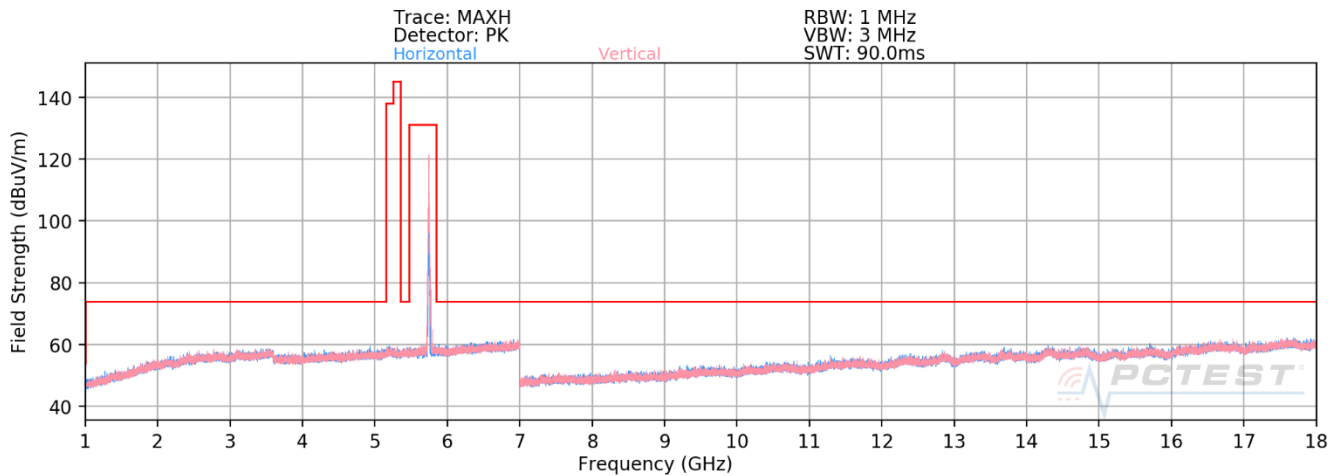
Plot 7-345. RSE above 1GHz Antenna 5b (11ax – Ch.144 – RU26)

Mode: 802.11ax (20MHz BW)
Data Rate: MCS11
RU Index: 4
Distance of Measurements: 3 Meters
Operating Frequency: 5720MHz
Channel: 144

Frequency [MHz]	Detector	Ant. Pol. [H/V]	Antenna Height [cm]	Turntable Azimuth [degree]	Analyzer Level [dBm]	AFCL [dB/m]	Field Strength [dBuV/m]	Limit [dBuV/m]	Margin [dB]
* 11440.00	Average	-	-	-	-81.18	16.23	42.05	53.98	-11.93
* 11440.00	Peak	-	-	-	-68.61	16.23	54.62	73.98	-19.36
17160.00	Peak	-	-	-	-68.56	23.09	61.53	68.20	-6.67

Table 7-91. Radiated Measurements Antenna 5b (RU26)

FCC ID: BCGA2301 IC: 579C-A2301	PCTEST Proud to be part of element	MEASUREMENT REPORT (CERTIFICATION)	Approved by: Quality Manager
Test Report S/N: 1C2101020002-16-R1.BCG	Test Dates: 12/12/2020 - 3/10/2021	EUT Type: Tablet Device	Page 139 of 257



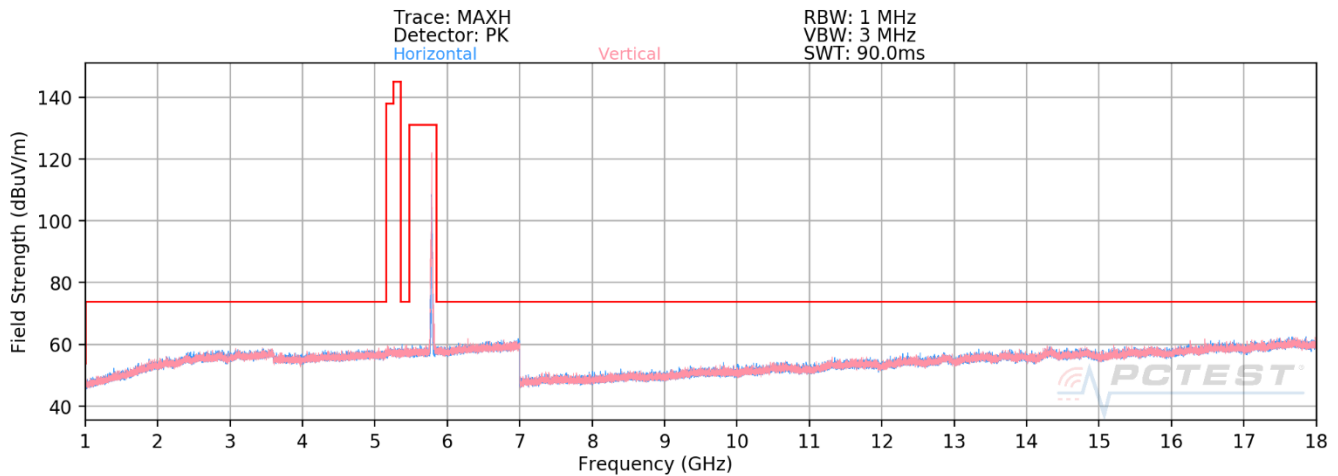
Plot 7-346. RSE above 1GHz Antenna 5b (11ax – Ch.149 – RU26)

Mode: 802.11ax (20MHz BW)
Data Rate: MCS11
RU Index: 4
Distance of Measurements: 3 Meters
Operating Frequency: 5745MHz
Channel: 149

Frequency [MHz]	Detector	Ant. Pol. [H/V]	Antenna Height [cm]	Turntable Azimuth [degree]	Analyzer Level [dBm]	AFCL [dB/m]	Field Strength [dBuV/m]	Limit [dBuV/m]	Margin [dB]
* 11490.00	Average	-	-	-	-81.23	16.66	42.43	53.98	-11.55
* 11490.00	Peak	-	-	-	-67.99	16.66	55.67	73.98	-18.31
17235.00	Peak	-	-	-	-69.87	22.96	60.09	68.20	-8.11

Table 7-92. Radiated Measurements Antenna 5b (RU26)

FCC ID: BCGA2301 IC: 579C-A2301	PCTEST Proud to be part of element	MEASUREMENT REPORT (CERTIFICATION)	Approved by: Quality Manager
Test Report S/N: 1C2101020002-16-R1.BCG	Test Dates: 12/12/2020 - 3/10/2021	EUT Type: Tablet Device	Page 140 of 257



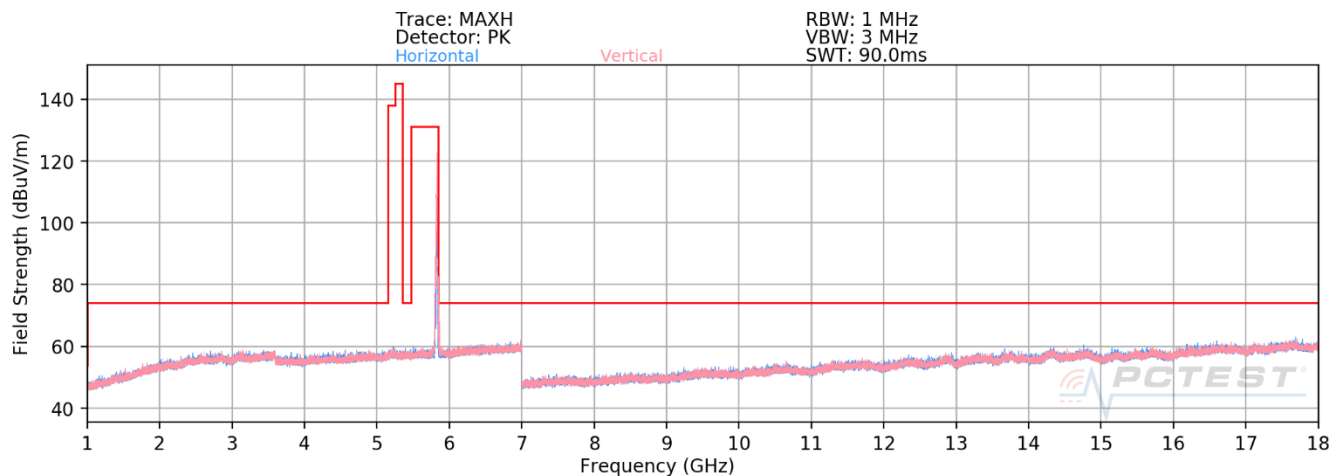
Plot 7-347. RSE above 1GHz Antenna 5b (11ax – Ch.157 – RU26)

Mode: 802.11ax (20MHz BW)
Data Rate: MCS11
RU Index: 4
Distance of Measurements: 3 Meters
Operating Frequency: 5785MHz
Channel: 157

Frequency [MHz]	Detector	Ant. Pol. [H/V]	Antenna Height [cm]	Turntable Azimuth [degree]	Analyzer Level [dBm]	AFCL [dB/m]	Field Strength [dBuV/m]	Limit [dBuV/m]	Margin [dB]
* 11570.00	Average	-	-	-	-81.78	16.73	41.95	53.98	-12.03
* 11570.00	Peak	-	-	-	-69.12	16.73	54.61	73.98	-19.37
17355.00	Peak	-	-	-	-69.91	23.30	60.39	68.20	-7.81

Table 7-93. Radiated Measurements Antenna 5b (RU26)

FCC ID: BCGA2301 IC: 579C-A2301	PCTEST Proud to be part of element	MEASUREMENT REPORT (CERTIFICATION)	Approved by: Quality Manager
Test Report S/N: 1C2101020002-16-R1.BCG	Test Dates: 12/12/2020 - 3/10/2021	EUT Type: Tablet Device	Page 141 of 257



Plot 7-348. RSE above 1GHz Antenna 5b (11ax – Ch.165 – RU26)

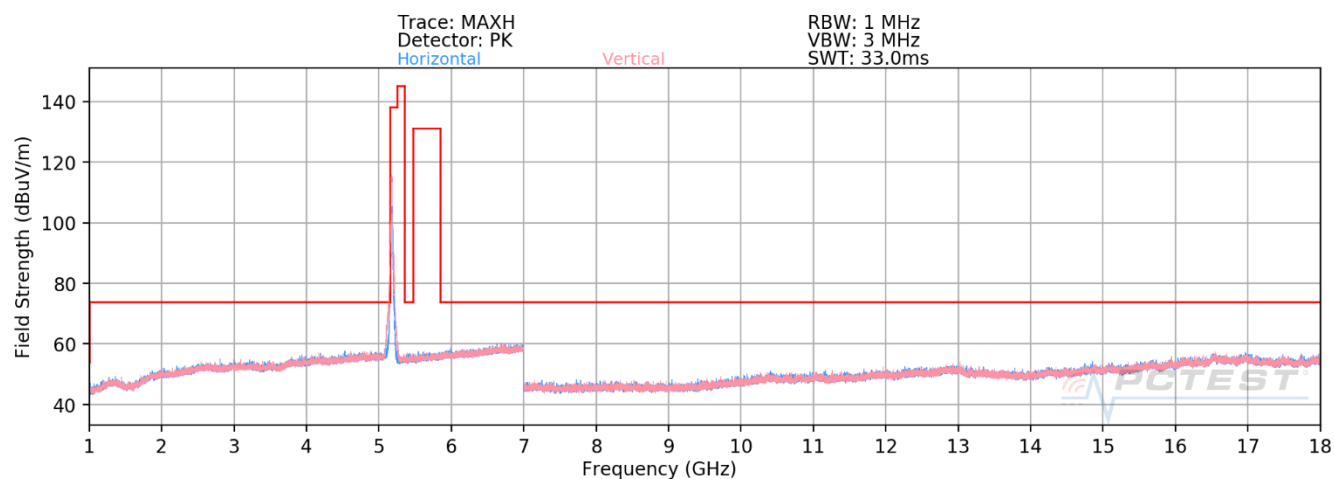
Mode: 802.11ax (20MHz BW)
Data Rate: MCS11
RU Index: 4
Distance of Measurements: 3 Meters
Operating Frequency: 5825MHz
Channel: 165

	Frequency [MHz]	Detector	Ant. Pol. [H/V]	Antenna Height [cm]	Turntable Azimuth [degree]	Analyzer Level [dBm]	AFCL [dB/m]	Field Strength [dBuV/m]	Limit [dBuV/m]	Margin [dB]
*	11650.00	Average	-	-	-	-81.72	16.58	41.86	53.98	-12.12
*	11650.00	Peak	-	-	-	-68.91	16.58	54.67	73.98	-19.31
	17475.00	Peak	-	-	-	-71.50	24.02	59.52	68.20	-8.68

Table 7-94. Radiated Measurements Antenna 5b (RU26)

FCC ID: BCGA2301 IC: 579C-A2301	PCTEST Proud to be part of element	MEASUREMENT REPORT (CERTIFICATION)	Approved by: Quality Manager
Test Report S/N: 1C2101020002-16-R1.BCG	Test Dates: 12/12/2020 - 3/10/2021	EUT Type: Tablet Device	Page 142 of 257

RU242



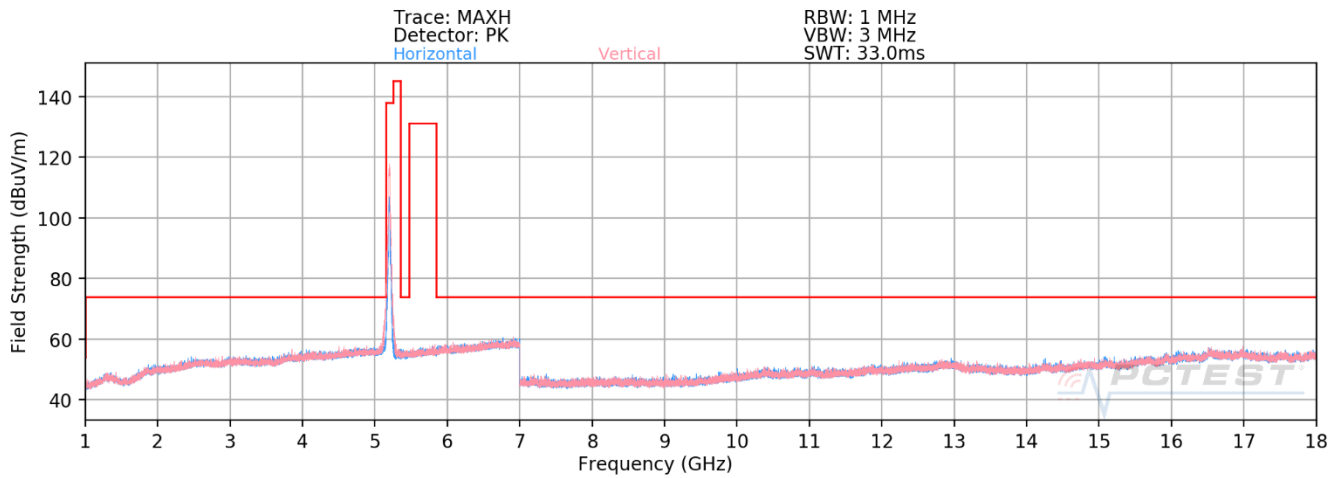
Plot 7-349. RSE above 1GHz Antenna 5b (11ax – Ch.36 – RU242)

Mode: 802.11ax (20MHz BW)
Data Rate: MCS11
RU Index: 61
Distance of Measurements: 3 Meters
Operating Frequency: 5180MHz
Channel: 36

Frequency [MHz]	Detector	Ant. Pol. [H/V]	Antenna Height [cm]	Turntable Azimuth [degree]	Analyzer Level [dBm]	AFCL [dB/m]	Field Strength [dBuV/m]	Limit [dBuV/m]	Margin [dB]
10360.00	Peak	-	-	-	-74.09	15.07	47.98	68.20	-20.22
* 15540.00	Average	-	-	-	-85.29	20.21	41.92	53.98	-12.06
* 15540.00	Peak	-	-	-	-74.74	20.21	52.47	73.98	-21.51

Table 7-95. Radiated Measurements Antenna 5b (RU242)

FCC ID: BCGA2301 IC: 579C-A2301	PCTEST Proud to be part of element	MEASUREMENT REPORT (CERTIFICATION)	Approved by: Quality Manager
Test Report S/N: 1C2101020002-16-R1.BCG	Test Dates: 12/12/2020 - 3/10/2021	EUT Type: Tablet Device	Page 143 of 257



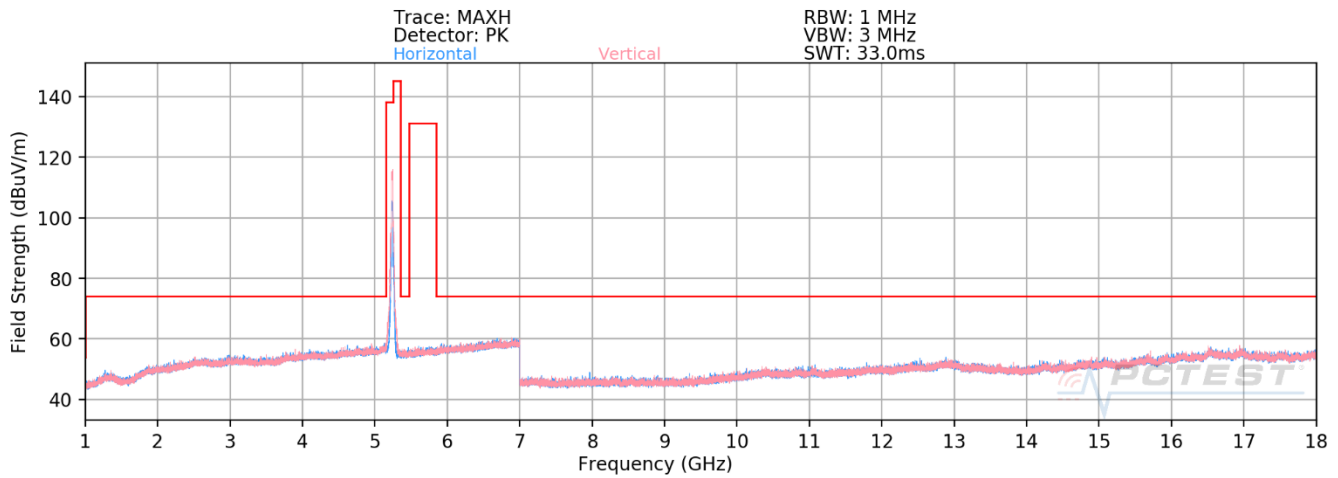
Plot 7-350. RSE above 1GHz Antenna 5b (11ax – Ch.40 – RU242)

Mode: 802.11ax (20MHz BW)
Data Rate: MCS11
RU Index: 61
Distance of Measurements: 3 Meters
Operating Frequency: 5200MHz
Channel: 40

Frequency [MHz]	Detector	Ant. Pol. [H/V]	Antenna Height [cm]	Turntable Azimuth [degree]	Analyzer Level [dBm]	AFCL [dB/m]	Field Strength [dBuV/m]	Limit [dBuV/m]	Margin [dB]
10400.00	Peak	-	-	-	-74.39	15.60	48.21	68.20	-19.99
* 15600.00	Average	-	-	-	-85.80	19.93	41.13	53.98	-12.85
* 15600.00	Peak	-	-	-	-74.50	19.93	52.43	73.98	-21.55

Table 7-96. Radiated Measurements Antenna 5b (RU242)

FCC ID: BCGA2301 IC: 579C-A2301	PCTEST Proud to be part of element	MEASUREMENT REPORT (CERTIFICATION)	Approved by: Quality Manager
Test Report S/N: 1C2101020002-16-R1.BCG	Test Dates: 12/12/2020 - 3/10/2021	EUT Type: Tablet Device	Page 144 of 257



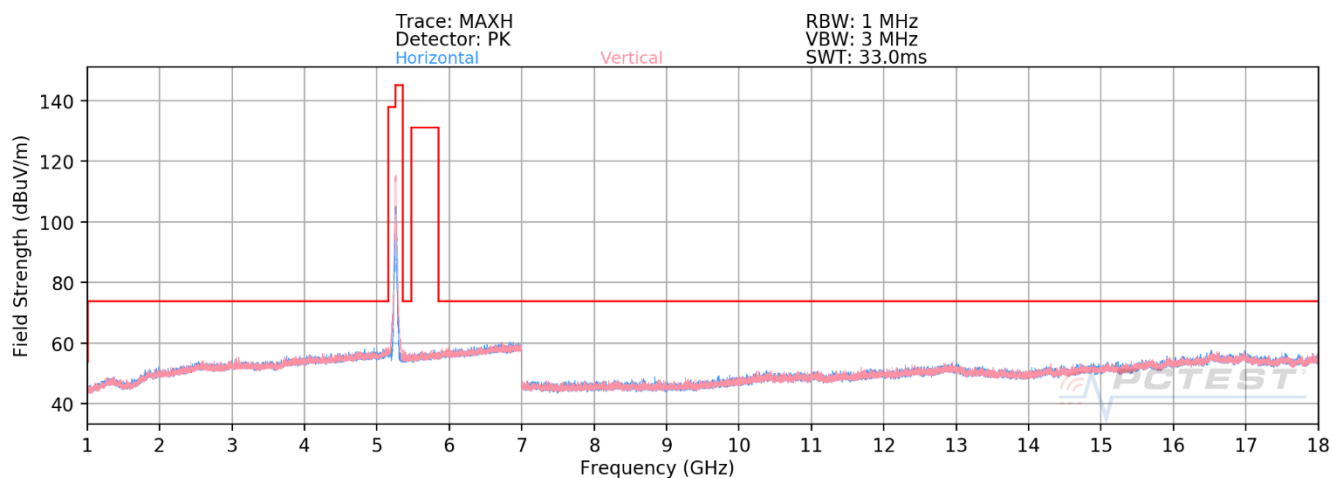
Plot 7-351. RSE above 1GHz Antenna 5b (11ax – Ch.48 – RU242)

Mode: 802.11ax (20MHz BW)
Data Rate: MCS11
RU Index: 61
Distance of Measurements: 3 Meters
Operating Frequency: 5240MHz
Channel: 48

Frequency [MHz]	Detector	Ant. Pol. [H/V]	Antenna Height [cm]	Turntable Azimuth [degree]	Analyzer Level [dBm]	AFCL [dB/m]	Field Strength [dBμV/m]	Limit [dBμV/m]	Margin [dB]
10480.00	Peak	-	-	-	-72.91	14.90	48.99	68.20	-19.21
* 15720.00	Average	-	-	-	-85.43	20.62	42.19	53.98	-11.79
* 15720.00	Peak	-	-	-	-75.53	20.62	52.09	73.98	-21.89

Table 7-97. Radiated Measurements Antenna 5b (RU242)

FCC ID: BCGA2301 IC: 579C-A2301	PCTEST Proud to be part of element	MEASUREMENT REPORT (CERTIFICATION)	Approved by: Quality Manager
Test Report S/N: 1C2101020002-16-R1.BCG	Test Dates: 12/12/2020 - 3/10/2021	EUT Type: Tablet Device	Page 145 of 257



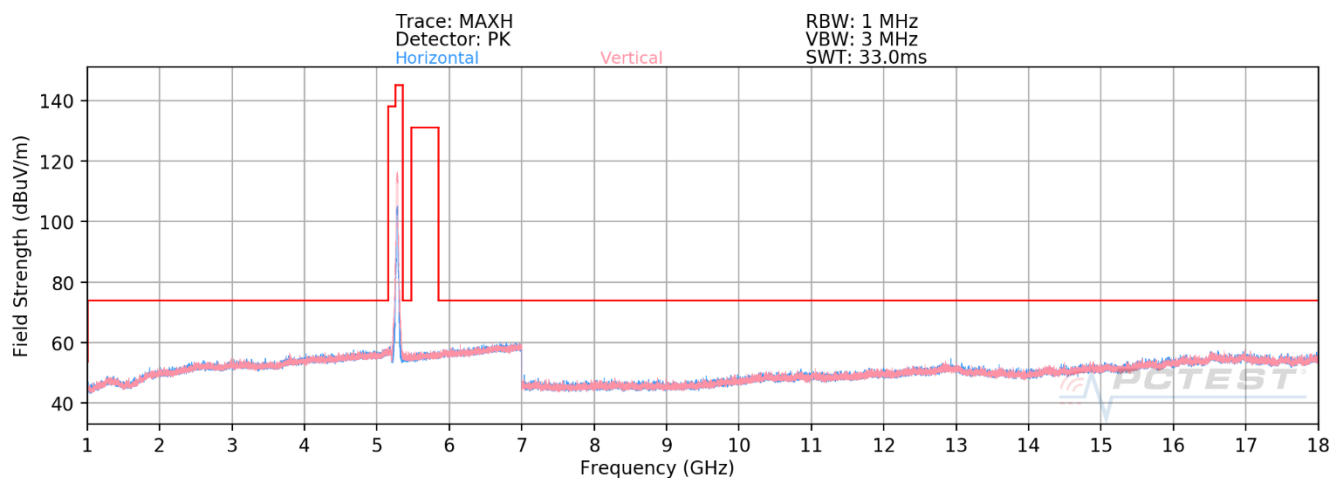
Plot 7-352. RSE above 1GHz Antenna 5b (11ax – Ch.52 – RU242)

Mode: 802.11ax (20MHz BW)
Data Rate: MCS11
RU Index: 61
Distance of Measurements: 3 Meters
Operating Frequency: 5260MHz
Channel: 52

Frequency [MHz]	Detector	Ant. Pol. [H/V]	Antenna Height [cm]	Turntable Azimuth [degree]	Analyzer Level [dBm]	AFCL [dB/m]	Field Strength [dBuV/m]	Limit [dBuV/m]	Margin [dB]
10520.00	Peak	-	-	-	-73.41	14.63	48.22	68.20	-19.98
* 15780.00	Average	-	-	-	-85.14	20.06	41.92	53.98	-12.06
* 15780.00	Peak	-	-	-	-74.76	20.06	52.30	73.98	-21.68

Table 7-98. Radiated Measurements Antenna 5b (RU242)

FCC ID: BCGA2301 IC: 579C-A2301	PCTEST Proud to be part of element	MEASUREMENT REPORT (CERTIFICATION)	Approved by: Quality Manager
Test Report S/N: 1C2101020002-16-R1.BCG	Test Dates: 12/12/2020 - 3/10/2021	EUT Type: Tablet Device	Page 146 of 257



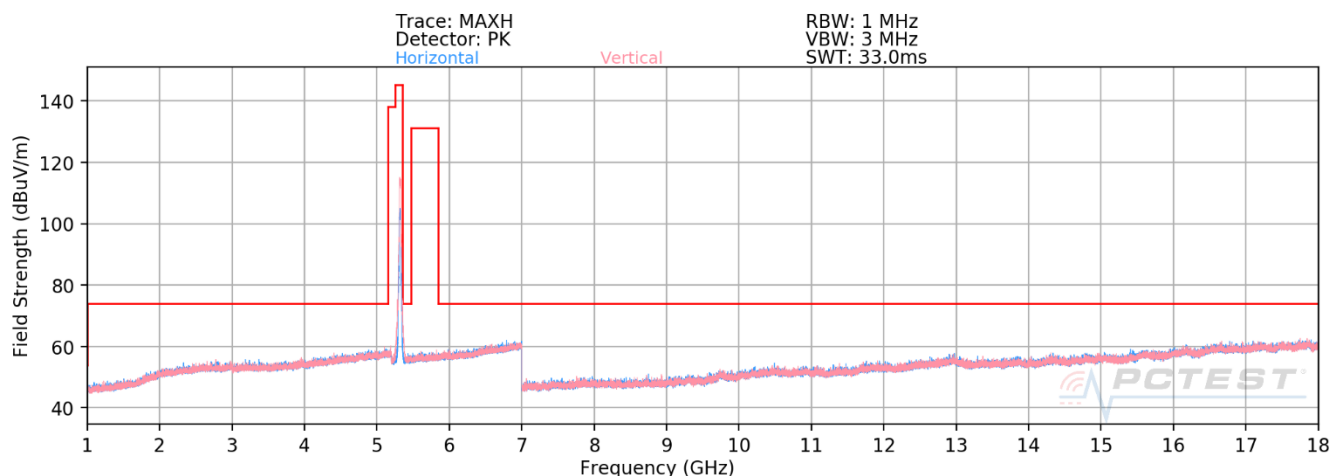
Plot 7-353. RSE above 1GHz Antenna 5b (11ax – Ch.56 – RU242)

Mode: 802.11ax (20MHz BW)
Data Rate: MCS11
RU Index: 61
Distance of Measurements: 3 Meters
Operating Frequency: 5280MHz
Channel: 56

Frequency [MHz]	Detector	Ant. Pol. [H/V]	Antenna Height [cm]	Turntable Azimuth [degree]	Analyzer Level [dBm]	AFCL [dB/m]	Field Strength [dBuV/m]	Limit [dBuV/m]	Margin [dB]
10560.00	Peak	-	-	-	-74.71	15.10	47.39	68.20	-20.81
* 15840.00	Average	-	-	-	-85.42	20.23	41.81	53.98	-12.17
* 15840.00	Peak	-	-	-	-74.37	20.23	52.86	73.98	-21.12

Table 7-99. Radiated Measurements Antenna 5b (RU242)

FCC ID: BCGA2301 IC: 579C-A2301	PCTEST Proud to be part of element	MEASUREMENT REPORT (CERTIFICATION)	Approved by: Quality Manager
Test Report S/N: 1C2101020002-16-R1.BCG	Test Dates: 12/12/2020 - 3/10/2021	EUT Type: Tablet Device	Page 147 of 257



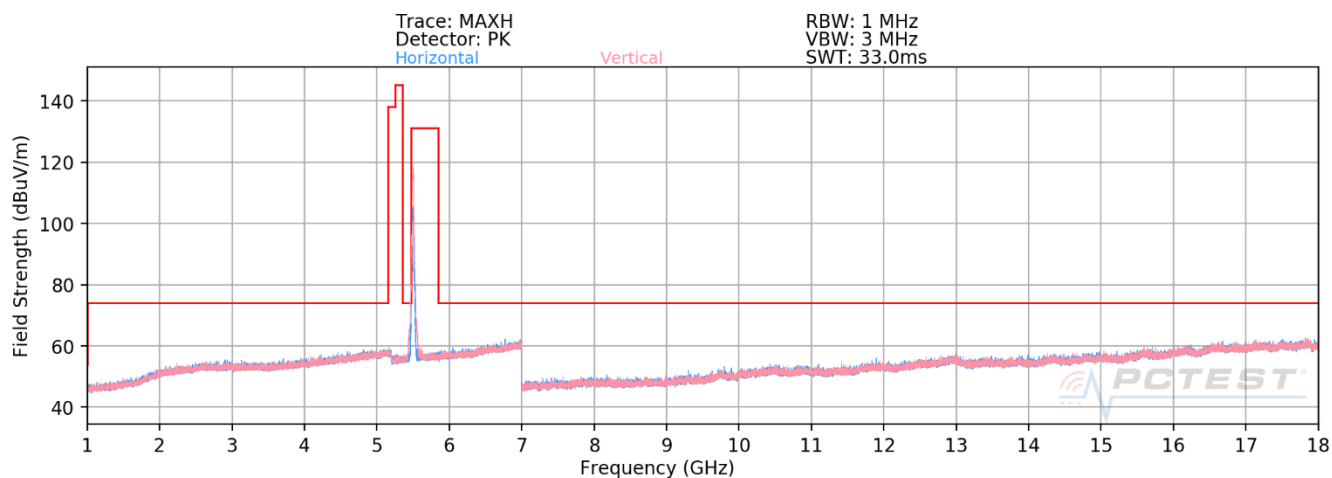
Plot 7-354. RSE above 1GHz Antenna 5b (11ax – Ch.64 – RU242)

Mode: 802.11ax (20MHz BW)
Data Rate: MCS11
RU Index: 61
Distance of Measurements: 3 Meters
Operating Frequency: 5320MHz
Channel: 64

Frequency [MHz]	Detector	Ant. Pol. [H/V]	Antenna Height [cm]	Turntable Azimuth [degree]	Analyzer Level [dBm]	AFCL [dB/m]	Field Strength [dBuV/m]	Limit [dBuV/m]	Margin [dB]
* 10640.00	Average	-	-	-	-85.67	19.23	40.56	53.98	-13.42
* 10640.00	Peak	-	-	-	-74.19	19.23	52.04	73.98	-21.94
* 15960.00	Average	-	-	-	-85.59	26.22	47.63	53.98	-6.35
* 15960.00	Peak	-	-	-	-75.51	26.22	57.71	73.98	-16.27

Table 7-100. Radiated Measurements Antenna 5b (RU242)

FCC ID: BCGA2301 IC: 579C-A2301	PCTEST Proud to be part of element	MEASUREMENT REPORT (CERTIFICATION)	Approved by: Quality Manager
Test Report S/N: 1C2101020002-16-R1.BCG	Test Dates: 12/12/2020 - 3/10/2021	EUT Type: Tablet Device	Page 148 of 257



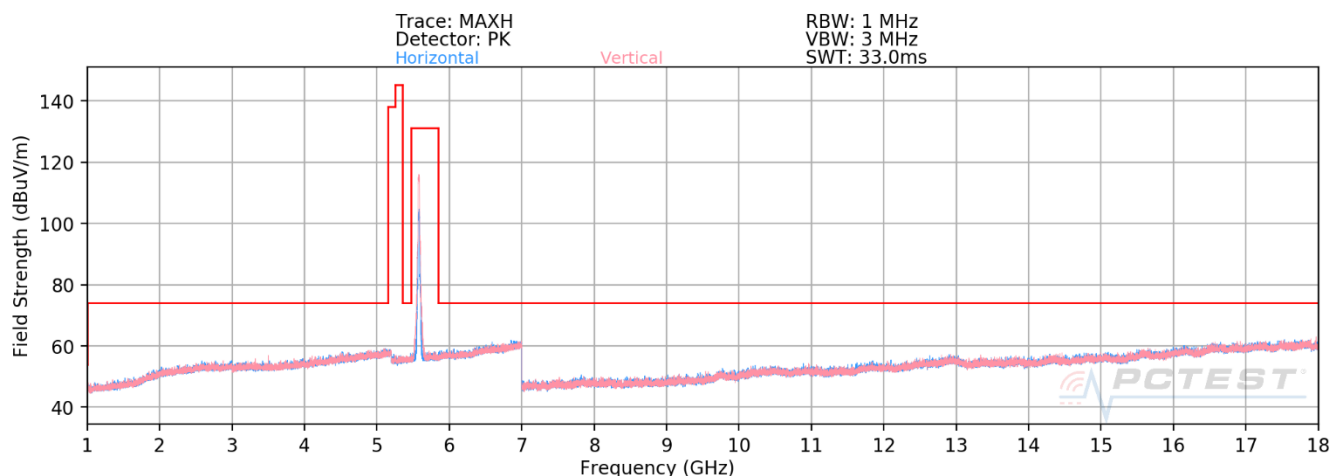
Plot 7-355. RSE above 1GHz Antenna 5b (11ax – Ch.100 – RU242)

Mode: 802.11ax (20MHz BW)
Data Rate: MCS11
RU Index: 61
Distance of Measurements: 3 Meters
Operating Frequency: 5500MHz
Channel: 100

Frequency [MHz]	Detector	Ant. Pol. [H/V]	Antenna Height [cm]	Turntable Azimuth [degree]	Analyzer Level [dBm]	AFCL [dB/m]	Field Strength [dBuV/m]	Limit [dBuV/m]	Margin [dB]
* 11000.00	Average	-	-	-	-81.24	20.21	45.97	53.98	-8.01
* 11000.00	Peak	-	-	-	-68.89	20.21	58.32	73.98	-15.66
16500.00	Peak	-	-	-	-74.68	27.45	59.77	68.20	-8.43

Table 7-101. Radiated Measurements Antenna 5b (RU242)

FCC ID: BCGA2301 IC: 579C-A2301	PCTEST Proud to be part of element	MEASUREMENT REPORT (CERTIFICATION)	Approved by: Quality Manager
Test Report S/N: 1C2101020002-16-R1.BCG	Test Dates: 12/12/2020 - 3/10/2021	EUT Type: Tablet Device	Page 149 of 257



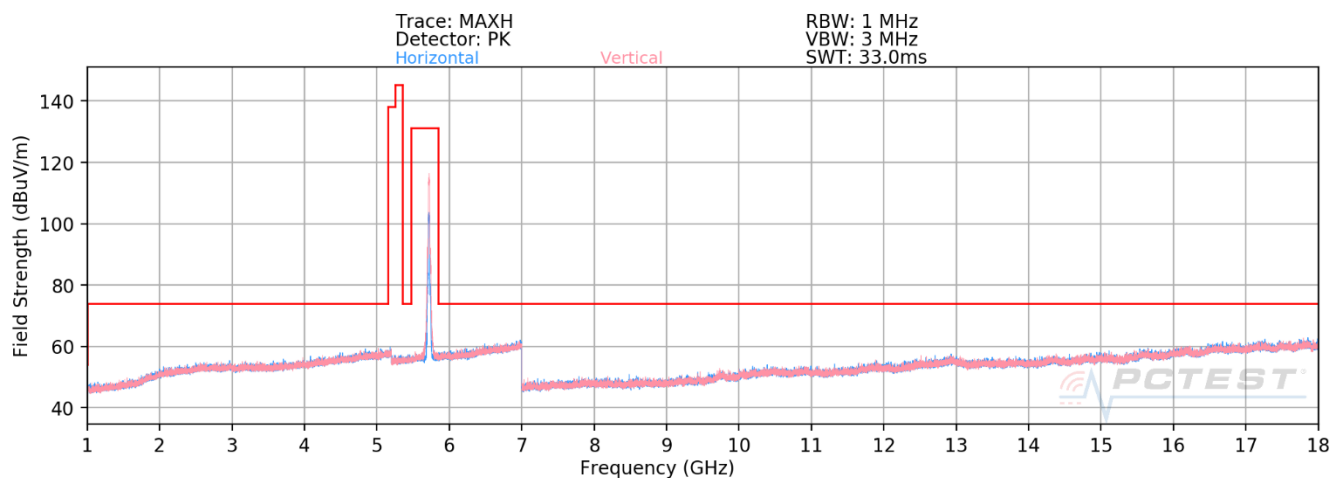
Plot 7-356. RSE above 1GHz Antenna 5b (11ax – Ch.116 – RU242)

Mode: 802.11ax (20MHz BW)
Data Rate: MCS11
RU Index: 61
Distance of Measurements: 3 Meters
Operating Frequency: 5580MHz
Channel: 116

Frequency [MHz]	Detector	Ant. Pol. [H/V]	Antenna Height [cm]	Turntable Azimuth [degree]	Analyzer Level [dBm]	AFCL [dB/m]	Field Strength [dBuV/m]	Limit [dBuV/m]	Margin [dB]
* 11160.00	Average	-	-	-	-86.10	20.05	40.95	53.98	-13.03
* 11160.00	Peak	-	-	-	-74.87	20.05	52.18	73.98	-21.80
16740.00	Peak	-	-	-	-74.88	27.22	59.34	68.20	-8.86

Table 7-102. Radiated Measurements Antenna 5b (RU242)

FCC ID: BCGA2301 IC: 579C-A2301	PCTEST Proud to be part of element	MEASUREMENT REPORT (CERTIFICATION)	Approved by: Quality Manager
Test Report S/N: 1C2101020002-16-R1.BCG	Test Dates: 12/12/2020 - 3/10/2021	EUT Type: Tablet Device	Page 150 of 257



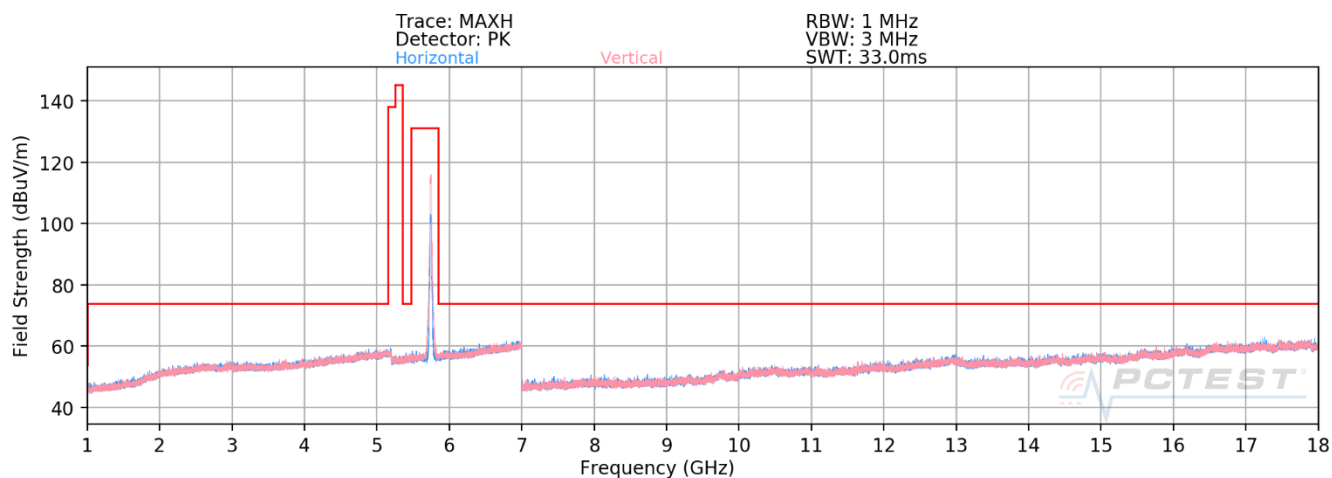
Plot 7-357. RSE above 1GHz Antenna 5b (11ax – Ch.144 – RU242)

Mode: 802.11ax (20MHz BW)
Data Rate: MCS11
RU Index: 61
Distance of Measurements: 3 Meters
Operating Frequency: 5720MHz
Channel: 144

Frequency [MHz]	Detector	Ant. Pol. [H/V]	Antenna Height [cm]	Turntable Azimuth [degree]	Analyzer Level [dBm]	AFCL [dB/m]	Field Strength [dBuV/m]	Limit [dBuV/m]	Margin [dB]
* 11440.00	Average	-	-	-	-85.94	20.70	41.76	53.98	-12.22
* 11440.00	Peak	-	-	-	-74.87	20.70	52.83	73.98	-21.15
17160.00	Peak	-	-	-	-75.18	27.48	59.30	68.20	-8.90

Table 7-103. Radiated Measurements Antenna 5b (RU242)

FCC ID: BCGA2301 IC: 579C-A2301	PCTEST Proud to be part of element	MEASUREMENT REPORT (CERTIFICATION)	Approved by: Quality Manager
Test Report S/N: 1C2101020002-16-R1.BCG	Test Dates: 12/12/2020 - 3/10/2021	EUT Type: Tablet Device	Page 151 of 257



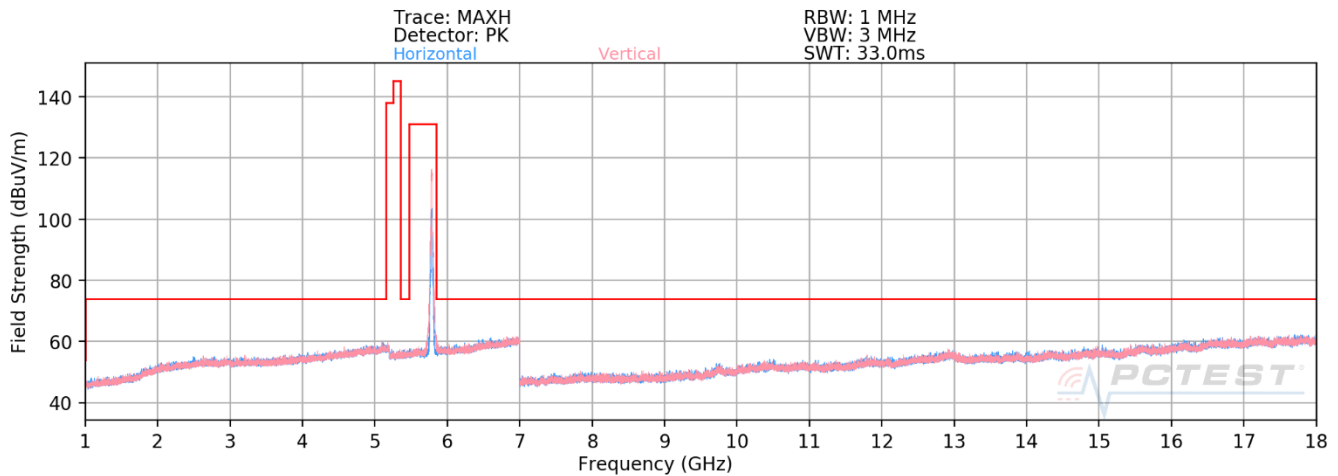
Plot 7-358. RSE above 1GHz Antenna 5b (11ax – Ch.149 – RU242)

Mode: 802.11ax (20MHz BW)
Data Rate: MCS11
RU Index: 61
Distance of Measurements: 3 Meters
Operating Frequency: 5745MHz
Channel: 149

Frequency [MHz]	Detector	Ant. Pol. [H/V]	Antenna Height [cm]	Turntable Azimuth [degree]	Analyzer Level [dBm]	AFCL [dB/m]	Field Strength [dBuV/m]	Limit [dBuV/m]	Margin [dB]
* 11490.00	Average	-	-	-	-85.57	20.60	42.03	53.98	-11.95
* 11490.00	Peak	-	-	-	-73.68	20.60	53.92	73.98	-20.06
17235.00	Peak	-	-	-	-74.88	28.31	60.43	68.20	-7.77

Table 7-104. Radiated Measurements Antenna 5b (RU242)

FCC ID: BCGA2301 IC: 579C-A2301	PCTEST Proud to be part of element	MEASUREMENT REPORT (CERTIFICATION)		Approved by: Quality Manager
Test Report S/N: 1C2101020002-16-R1.BCG	Test Dates: 12/12/2020 - 3/10/2021	EUT Type: Tablet Device		Page 152 of 257



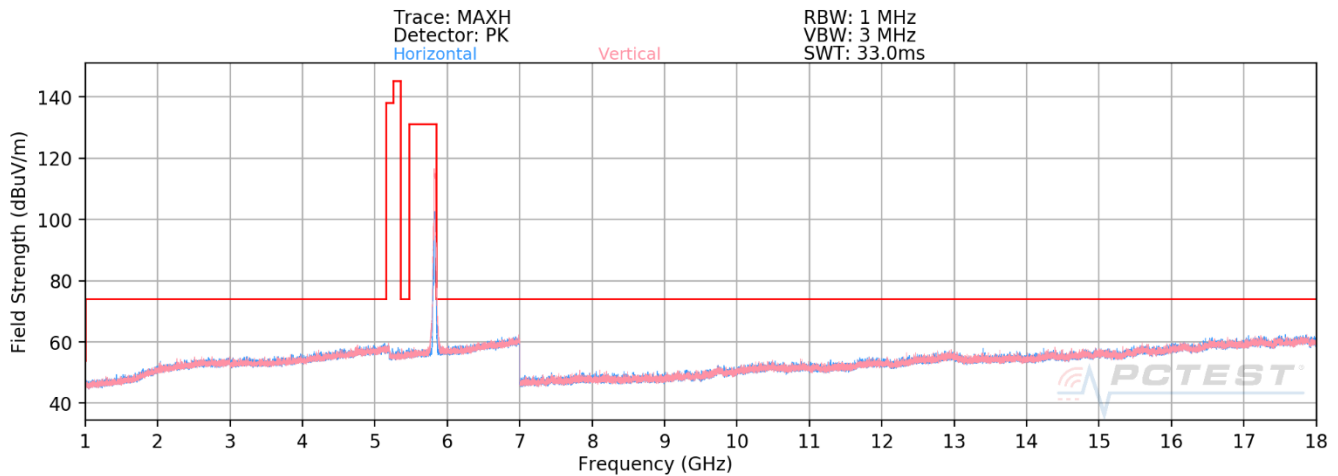
Plot 7-359. RSE above 1GHz Antenna 5b (11ax – Ch.157 – RU242)

Mode: 802.11ax (20MHz BW)
Data Rate: MCS11
RU Index: 61
Distance of Measurements: 3 Meters
Operating Frequency: 5785MHz
Channel: 157

Frequency [MHz]	Detector	Ant. Pol. [H/V]	Antenna Height [cm]	Turntable Azimuth [degree]	Analyzer Level [dBm]	AFCL [dB/m]	Field Strength [dBuV/m]	Limit [dBuV/m]	Margin [dB]
* 11570.00	Average	-	-	-	-86.16	20.17	41.01	53.98	-12.97
* 11570.00	Peak	-	-	-	-74.76	20.17	52.41	73.98	-21.57
17355.00	Peak	-	-	-	-75.26	28.62	60.36	68.20	-7.84

Table 7-105. Radiated Measurements Antenna 5b (RU242)

FCC ID: BCGA2301 IC: 579C-A2301	PCTEST Proud to be part of element	MEASUREMENT REPORT (CERTIFICATION)	Approved by: Quality Manager
Test Report S/N: 1C2101020002-16-R1.BCG	Test Dates: 12/12/2020 - 3/10/2021	EUT Type: Tablet Device	Page 153 of 257



Plot 7-360. RSE above 1GHz Antenna 5b (11ax – Ch.165 – RU242)

Mode: 802.11ax (20MHz BW)
Data Rate: MCS11
RU Index: 61
Distance of Measurements: 3 Meters
Operating Frequency: 5825MHz
Channel: 165

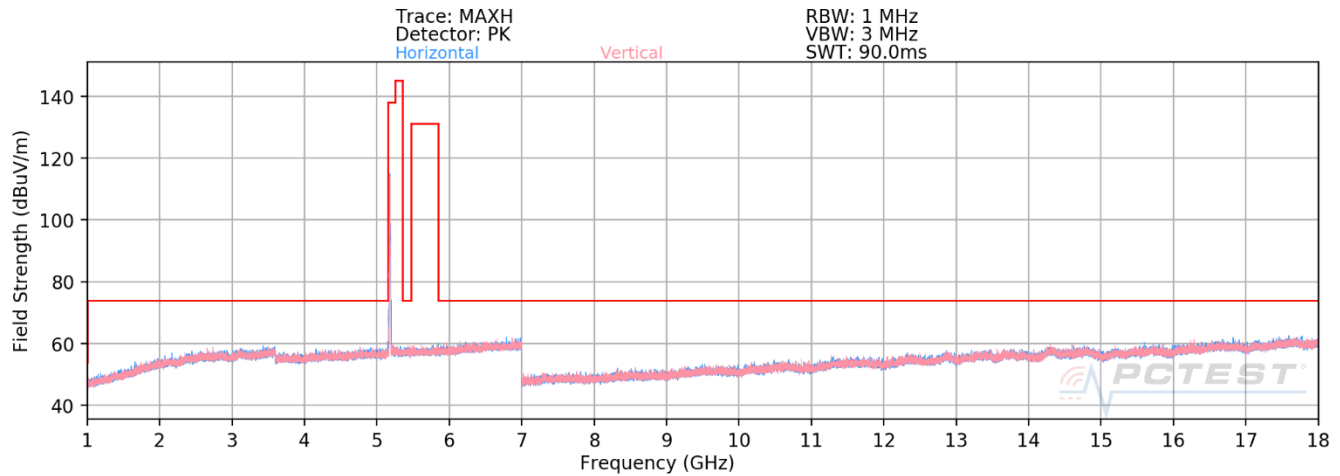
Frequency [MHz]	Detector	Ant. Pol. [H/V]	Antenna Height [cm]	Turntable Azimuth [degree]	Analyzer Level [dBm]	AFCL [dB/m]	Field Strength [dBuV/m]	Limit [dBuV/m]	Margin [dB]
* 11650.00	Average	-	-	-	-86.55	20.89	41.34	53.98	-12.64
* 11650.00	Peak	-	-	-	-75.07	20.89	52.82	73.98	-21.16
17475.00	Peak	-	-	-	-75.04	28.32	60.28	68.20	-7.92

Table 7-106. Radiated Measurements Antenna 5b (RU242)

FCC ID: BCGA2301 IC: 579C-A2301	PCTEST Proud to be part of element	MEASUREMENT REPORT (CERTIFICATION)	Approved by: Quality Manager
Test Report S/N: 1C2101020002-16-R1.BCG	Test Dates: 12/12/2020 - 3/10/2021	EUT Type: Tablet Device	Page 154 of 257

7.6.2 Antenna 4b Radiated Spurious Emission

RU26



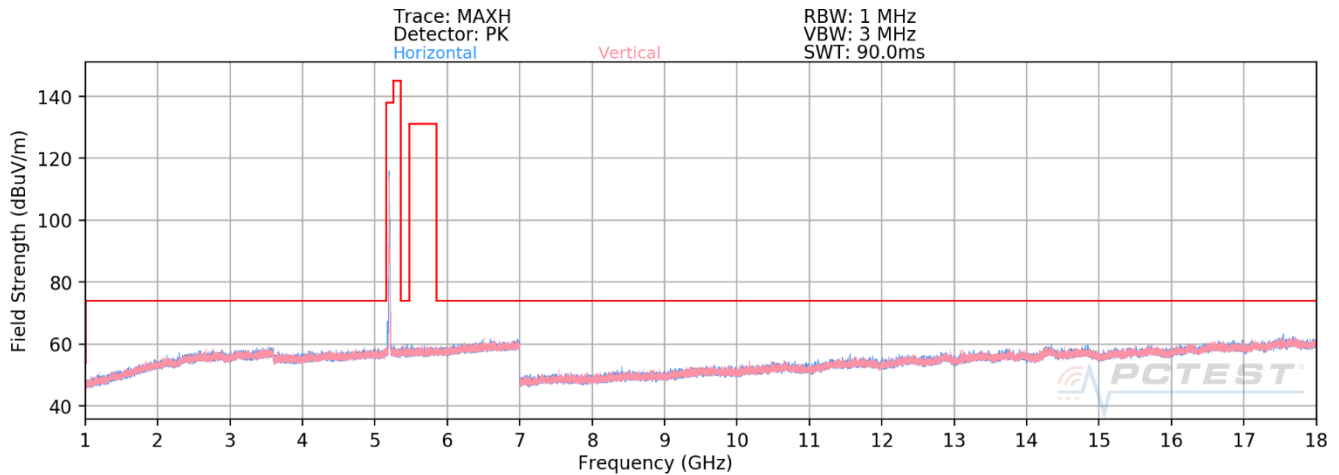
Plot 7-361. RSE above 1GHz Antenna 4b (11ax - Ch.36 - RU26)

Mode: 802.11ax (20MHz BW)
Data Rate: MCS11
RU Index: 4
Distance of Measurements: 3 Meters
Operating Frequency: 5180MHz
Channel: 36

Frequency [MHz]	Detector	Ant. Pol. [H/V]	Antenna Height [cm]	Turntable Azimuth [degree]	Analyzer Level [dBm]	AFCL [dB/m]	Field Strength [dBuV/m]	Limit [dBuV/m]	Margin [dB]
10360.00	Peak	V	257	235	-77.45	14.63	44.18	68.20	-24.02
* 15540.00	Average	-	-	-	-82.03	20.83	45.80	53.98	-8.18
* 15540.00	Peak	-	-	-	-69.04	20.83	58.79	73.98	-15.19

Table 7-107. Radiated Measurements Antenna 4b (RU26)

FCC ID: BCGA2301 IC: 579C-A2301	PCTEST Proud to be part of element	MEASUREMENT REPORT (CERTIFICATION)		Approved by: Quality Manager
Test Report S/N: 1C2101020002-16-R1.BCG	Test Dates: 12/12/2020 - 3/10/2021	EUT Type: Tablet Device		Page 155 of 257



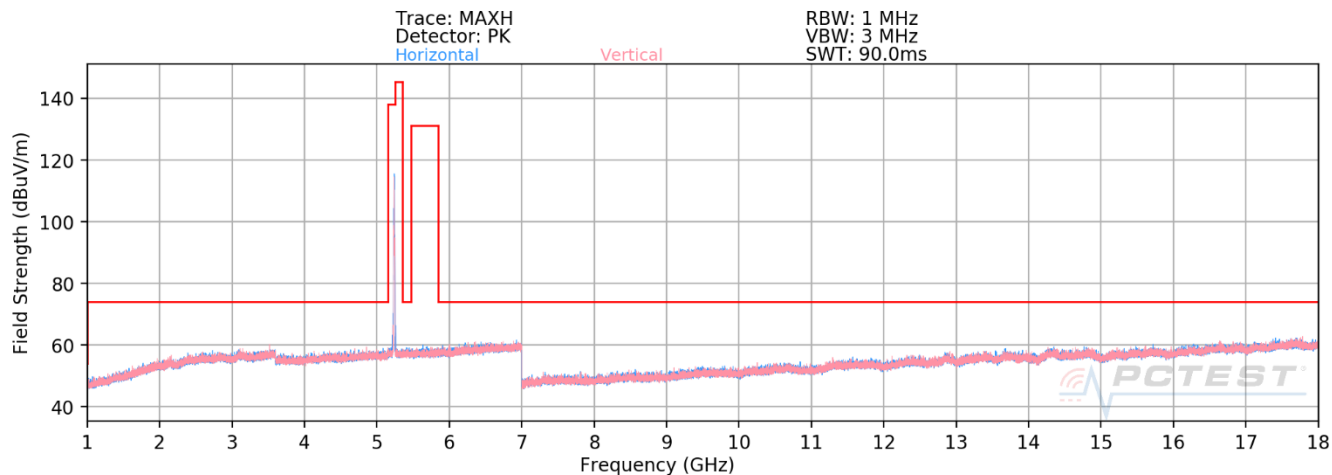
Plot 7-362. RSE above 1GHz Antenna 4b (11ax – Ch.40 – RU26)

Mode: 802.11ax (20MHz BW)
Data Rate: MCS11
RU Index: 4
Distance of Measurements: 3 Meters
Operating Frequency: 5200MHz
Channel: 40

Frequency [MHz]	Detector	Ant. Pol. [H/V]	Antenna Height [cm]	Turntable Azimuth [degree]	Analyzer Level [dBm]	AFCL [dB/m]	Field Strength [dBuV/m]	Limit [dBuV/m]	Margin [dB]
10400.00	Peak	V	256	235	-78.29	14.86	43.57	68.20	-24.63
* 15600.00	Average	-	-	-	-81.99	20.93	45.94	53.98	-8.04
* 15600.00	Peak	-	-	-	-68.94	20.93	58.99	73.98	-14.99

Table 7-108. Radiated Measurements Antenna 4b (RU26)

FCC ID: BCGA2301 IC: 579C-A2301	PCTEST Proud to be part of element	MEASUREMENT REPORT (CERTIFICATION)	Approved by: Quality Manager
Test Report S/N: 1C2101020002-16-R1.BCG	Test Dates: 12/12/2020 - 3/10/2021	EUT Type: Tablet Device	Page 156 of 257



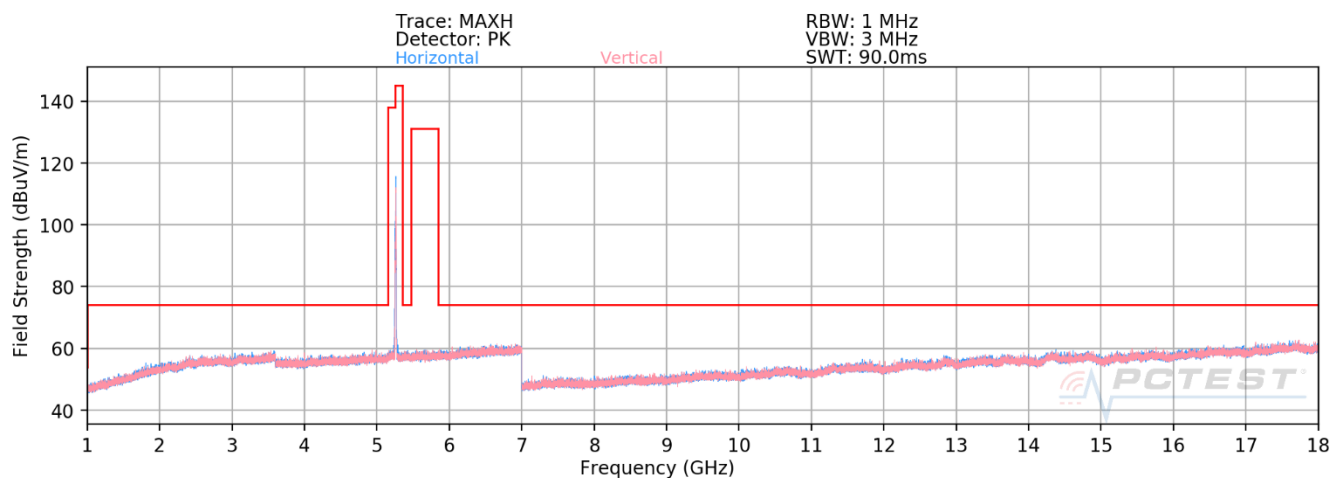
Plot 7-363. RSE above 1GHz Antenna 4b (11ax – Ch.48 – RU26)

Mode: 802.11ax (20MHz BW)
Data Rate: MCS11
RU Index: 4
Distance of Measurements: 3 Meters
Operating Frequency: 5240MHz
Channel: 48

Frequency [MHz]	Detector	Ant. Pol. [H/V]	Antenna Height [cm]	Turntable Azimuth [degree]	Analyzer Level [dBm]	AFCL [dB/m]	Field Strength [dBuV/m]	Limit [dBuV/m]	Margin [dB]
10480.00	Peak	V	260	237	-79.16	15.44	43.28	68.20	-24.92
* 15720.00	Average	-	-	-	-82.41	21.31	45.90	53.98	-8.07
* 15720.00	Peak	-	-	-	-69.55	21.31	58.76	73.98	-15.21

Table 7-109. Radiated Measurements Antenna 4b (RU26)

FCC ID: BCGA2301 IC: 579C-A2301	PCTEST Proud to be part of element	MEASUREMENT REPORT (CERTIFICATION)	Approved by: Quality Manager
Test Report S/N: 1C2101020002-16-R1.BCG	Test Dates: 12/12/2020 - 3/10/2021	EUT Type: Tablet Device	Page 157 of 257



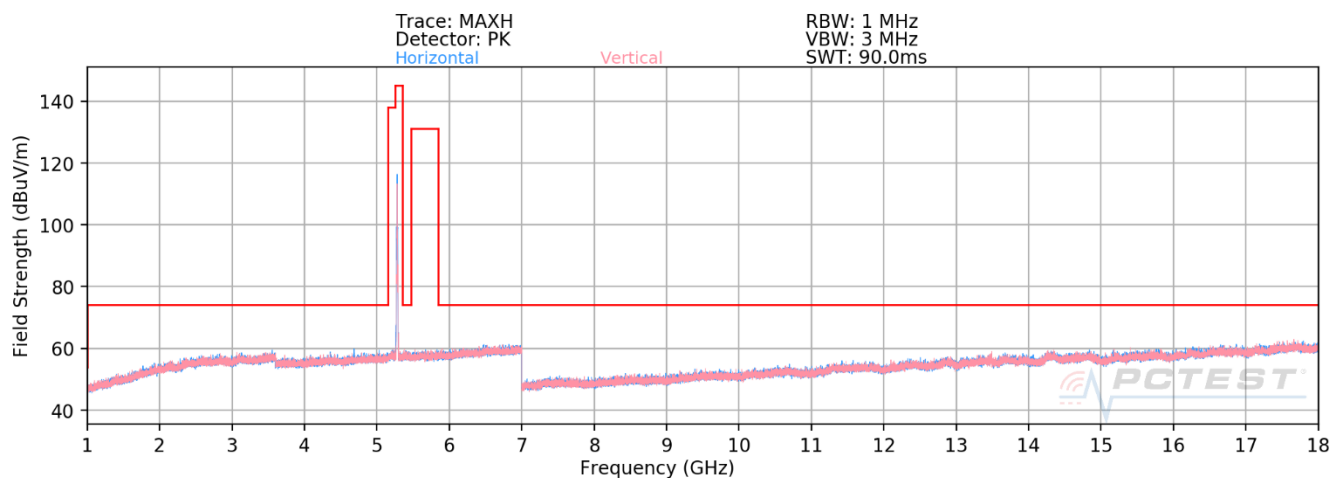
Plot 7-364. RSE above 1GHz Antenna 4b (11ax – Ch.52 – RU26)

Mode: 802.11ax (20MHz BW)
Data Rate: MCS11
RU Index: 4
Distance of Measurements: 3 Meters
Operating Frequency: 5260MHz
Channel: 52

Frequency [MHz]	Detector	Ant. Pol. [H/V]	Antenna Height [cm]	Turntable Azimuth [degree]	Analyzer Level [dBm]	AFCL [dB/m]	Field Strength [dBuV/m]	Limit [dBuV/m]	Margin [dB]
10520.00	Peak	V	264	237	-78.72	15.28	43.56	68.20	-24.64
* 15780.00	Average	-	-	-	-82.26	20.92	45.66	53.98	-8.32
* 15780.00	Peak	-	-	-	-70.05	20.92	57.87	73.98	-16.11

Table 7-110. Radiated Measurements Antenna 4b (RU26)

FCC ID: BCGA2301 IC: 579C-A2301	PCTEST Proud to be part of element	MEASUREMENT REPORT (CERTIFICATION)	Approved by: Quality Manager
Test Report S/N: 1C2101020002-16-R1.BCG	Test Dates: 12/12/2020 - 3/10/2021	EUT Type: Tablet Device	Page 158 of 257



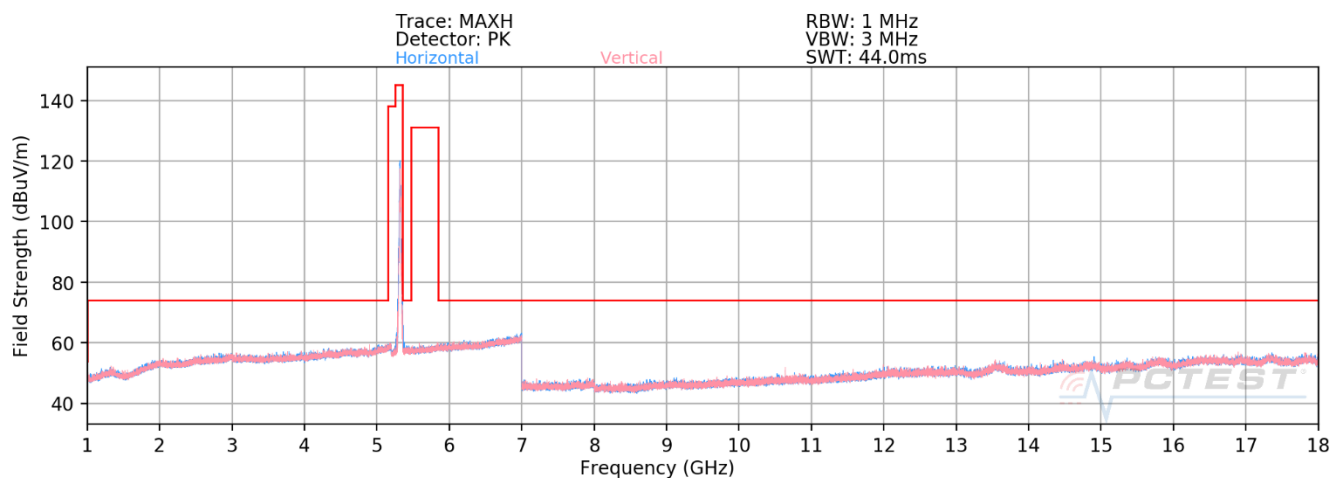
Plot 7-365. RSE above 1GHz Antenna 4b (11ax – Ch.56 – RU26)

Mode: 802.11ax (20MHz BW)
Data Rate: MCS11
RU Index: 4
Distance of Measurements: 3 Meters
Operating Frequency: 5280MHz
Channel: 56

Frequency [MHz]	Detector	Ant. Pol. [H/V]	Antenna Height [cm]	Turntable Azimuth [degree]	Analyzer Level [dBm]	AFCL [dB/m]	Field Strength [dBuV/m]	Limit [dBuV/m]	Margin [dB]
10560.00	Peak	-	-	-	-67.13	15.25	55.12	68.20	-13.08
* 15840.00	Average	-	-	-	-82.16	20.96	45.80	53.98	-8.18
* 15840.00	Peak	-	-	-	-69.25	20.96	58.71	73.98	-15.27

Table 7-111. Radiated Measurements Antenna 4b (RU26)

FCC ID: BCGA2301 IC: 579C-A2301	PCTEST Proud to be part of element	MEASUREMENT REPORT (CERTIFICATION)	Approved by: Quality Manager
Test Report S/N: 1C2101020002-16-R1.BCG	Test Dates: 12/12/2020 - 3/10/2021	EUT Type: Tablet Device	Page 159 of 257



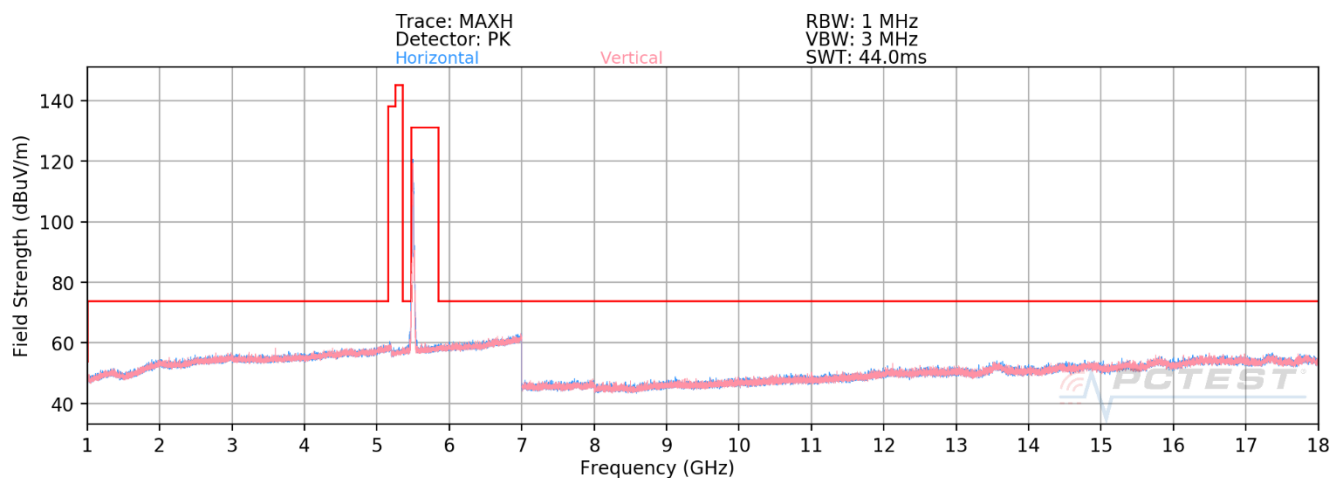
Plot 7-366. RSE above 1GHz Antenna 4b (11ax – Ch.64 – RU26)

Mode: 802.11ax (20MHz BW)
Data Rate: MCS11
RU Index: 4
Distance of Measurements: 3 Meters
Operating Frequency: 5320MHz
Channel: 64

	Frequency [MHz]	Detector	Ant. Pol. [H/V]	Antenna Height [cm]	Turntable Azimuth [degree]	Analyzer Level [dBm]	AFCL [dB/m]	Field Strength [dBuV/m]	Limit [dBuV/m]	Margin [dB]
*	10640.00	Average	V	256	236	-82.60	14.23	38.63	53.98	-15.35
*	10640.00	Peak	V	256	236	-71.07	14.23	50.16	73.98	-23.82
*	15960.00	Average	-	-	-	-85.95	21.20	42.25	53.98	-11.73
*	15960.00	Peak	-	-	-	-74.32	21.20	53.88	73.98	-20.10

Table 7-112. Radiated Measurements Antenna 4b (RU26)

FCC ID: BCGA2301 IC: 579C-A2301	PCTEST Proud to be part of element	MEASUREMENT REPORT (CERTIFICATION)	Approved by: Quality Manager
Test Report S/N: 1C2101020002-16-R1.BCG	Test Dates: 12/12/2020 - 3/10/2021	EUT Type: Tablet Device	Page 160 of 257



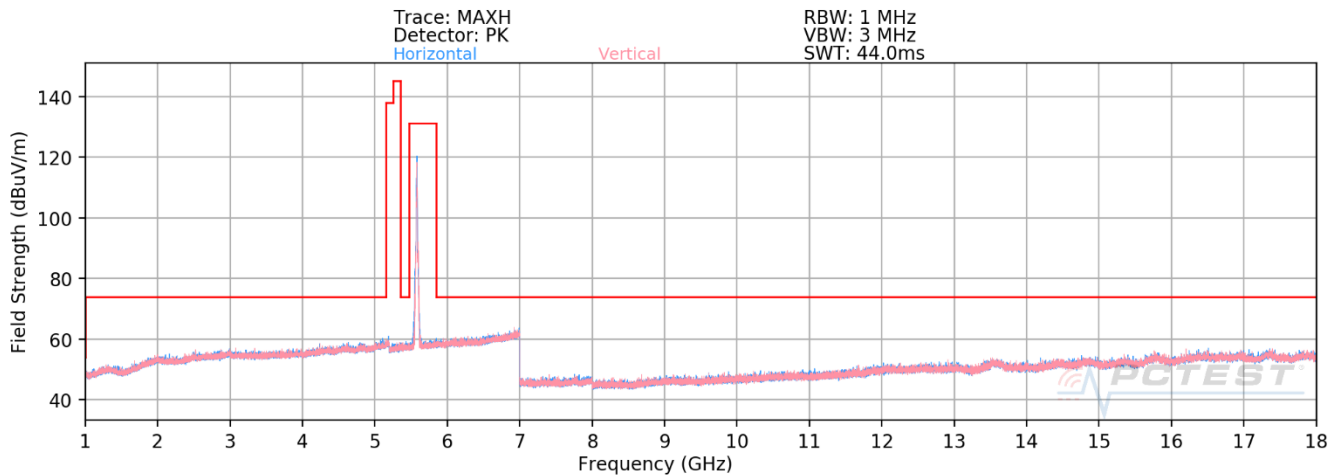
Plot 7-367. RSE above 1GHz Antenna 4b (11ax – Ch.100 – RU26)

Mode: 802.11ax (20MHz BW)
Data Rate: MCS11
RU Index: 4
Distance of Measurements: 3 Meters
Operating Frequency: 5500MHz
Channel: 100

Frequency [MHz]	Detector	Ant. Pol. [H/V]	Antenna Height [cm]	Turntable Azimuth [degree]	Analyzer Level [dBm]	AFCL [dB/m]	Field Strength [dBuV/m]	Limit [dBuV/m]	Margin [dB]
* 11000.00	Average	-	-	-	-83.98	15.07	38.09	53.98	-15.89
* 11000.00	Peak	-	-	-	-72.23	15.07	49.84	73.98	-24.14
16500.00	Peak	-	-	-	-72.82	21.13	55.31	68.20	-12.89

Table 7-113. Radiated Measurements Antenna 4b (RU26)

FCC ID: BCGA2301 IC: 579C-A2301	PCTEST Proud to be part of element	MEASUREMENT REPORT (CERTIFICATION)	Approved by: Quality Manager
Test Report S/N: 1C2101020002-16-R1.BCG	Test Dates: 12/12/2020 - 3/10/2021	EUT Type: Tablet Device	Page 161 of 257



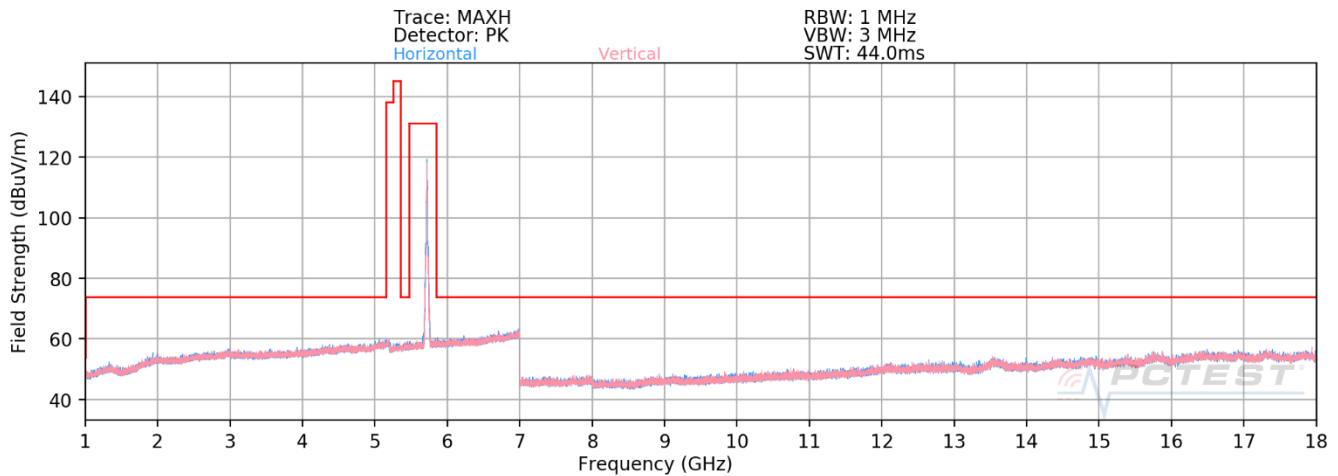
Plot 7-368. RSE above 1GHz Antenna 4b (11ax – Ch.116 – RU26)

Mode: 802.11ax (20MHz BW)
Data Rate: MCS11
RU Index: 4
Distance of Measurements: 3 Meters
Operating Frequency: 5580MHz
Channel: 116

Frequency [MHz]	Detector	Ant. Pol. [H/V]	Antenna Height [cm]	Turntable Azimuth [degree]	Analyzer Level [dBm]	AFCL [dB/m]	Field Strength [dBuV/m]	Limit [dBuV/m]	Margin [dB]
* 11160.00	Average	-	-	-	-84.05	15.10	38.05	53.98	-15.93
* 11160.00	Peak	-	-	-	-72.54	15.10	49.56	73.98	-24.42
16740.00	Peak	-	-	-	-74.27	22.34	55.07	68.20	-13.13

Table 7-114. Radiated Measurements Antenna 4b (RU26)

FCC ID: BCGA2301 IC: 579C-A2301	PCTEST Proud to be part of element	MEASUREMENT REPORT (CERTIFICATION)	Approved by: Quality Manager
Test Report S/N: 1C2101020002-16-R1.BCG	Test Dates: 12/12/2020 - 3/10/2021	EUT Type: Tablet Device	Page 162 of 257



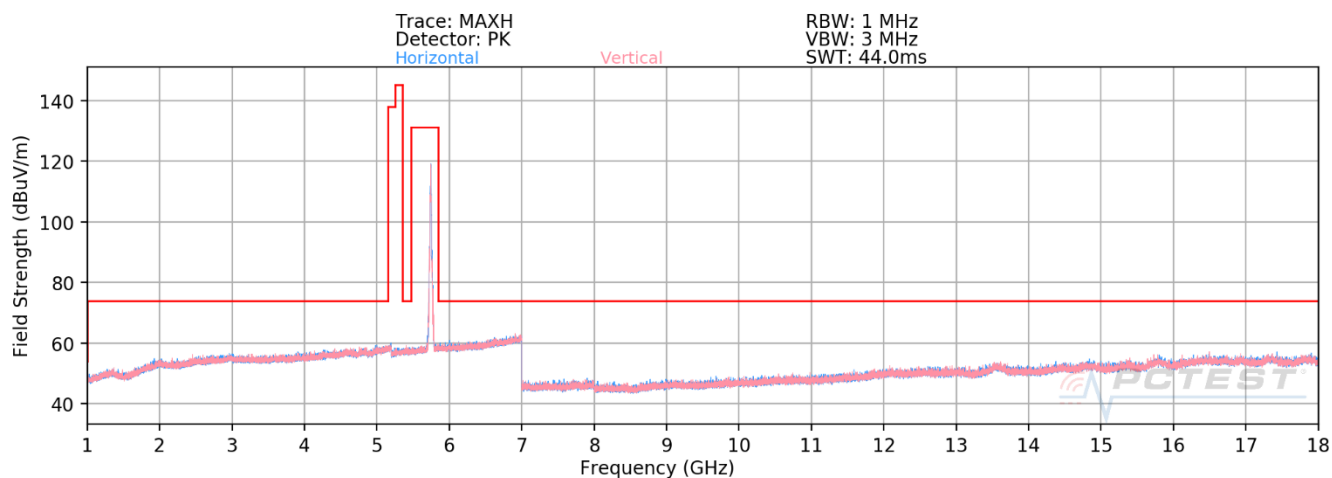
Plot 7-369. RSE above 1GHz Antenna 4b (11ax – Ch.144 – RU26)

Mode: 802.11ax (20MHz BW)
Data Rate: MCS11
RU Index: 4
Distance of Measurements: 3 Meters
Operating Frequency: 5720MHz
Channel: 144

	Frequency [MHz]	Detector	Ant. Pol. [H/V]	Antenna Height [cm]	Turntable Azimuth [degree]	Analyzer Level [dBm]	AFCL [dB/m]	Field Strength [dBuV/m]	Limit [dBuV/m]	Margin [dB]
*	11440.00	Average	-	-	-	-84.28	15.84	38.56	53.98	-15.42
*	11440.00	Peak	-	-	-	-72.19	15.84	50.65	73.98	-23.33
	17160.00	Peak	-	-	-	-73.29	21.24	54.95	68.20	-13.25

Table 7-115. Radiated Measurements Antenna 4b (RU26)

FCC ID: BCGA2301 IC: 579C-A2301	PCTEST Proud to be part of element	MEASUREMENT REPORT (CERTIFICATION)	Approved by: Quality Manager
Test Report S/N: 1C2101020002-16-R1.BCG	Test Dates: 12/12/2020 - 3/10/2021	EUT Type: Tablet Device	Page 163 of 257



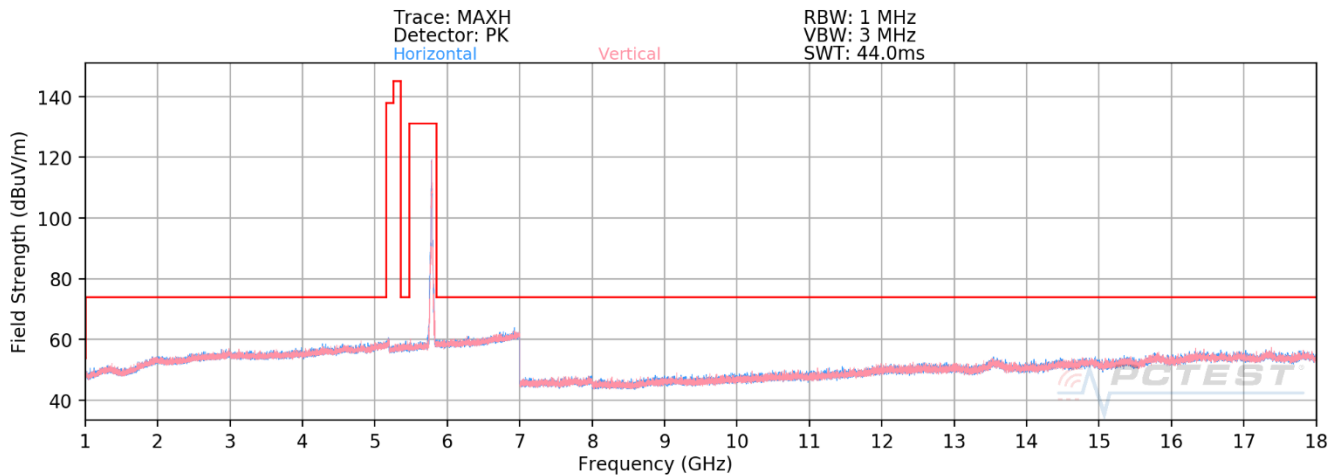
Plot 7-370. RSE above 1GHz Antenna 4b (11ax – Ch.149 – RU26)

Mode: 802.11ax (20MHz BW)
Data Rate: MCS11
RU Index: 4
Distance of Measurements: 3 Meters
Operating Frequency: 5745MHz
Channel: 149

Frequency [MHz]	Detector	Ant. Pol. [H/V]	Antenna Height [cm]	Turntable Azimuth [degree]	Analyzer Level [dBm]	AFCL [dB/m]	Field Strength [dBuV/m]	Limit [dBuV/m]	Margin [dB]
* 11490.00	Average	-	-	-	-84.46	15.68	38.22	53.98	-15.76
* 11490.00	Peak	-	-	-	-72.83	15.68	49.85	73.98	-24.13
17235.00	Peak	-	-	-	-73.65	21.52	54.87	68.20	-13.33

Table 7-116. Radiated Measurements Antenna 4b (RU26)

FCC ID: BCGA2301 IC: 579C-A2301	PCTEST Proud to be part of element	MEASUREMENT REPORT (CERTIFICATION)	Approved by: Quality Manager
Test Report S/N: 1C2101020002-16-R1.BCG	Test Dates: 12/12/2020 - 3/10/2021	EUT Type: Tablet Device	Page 164 of 257



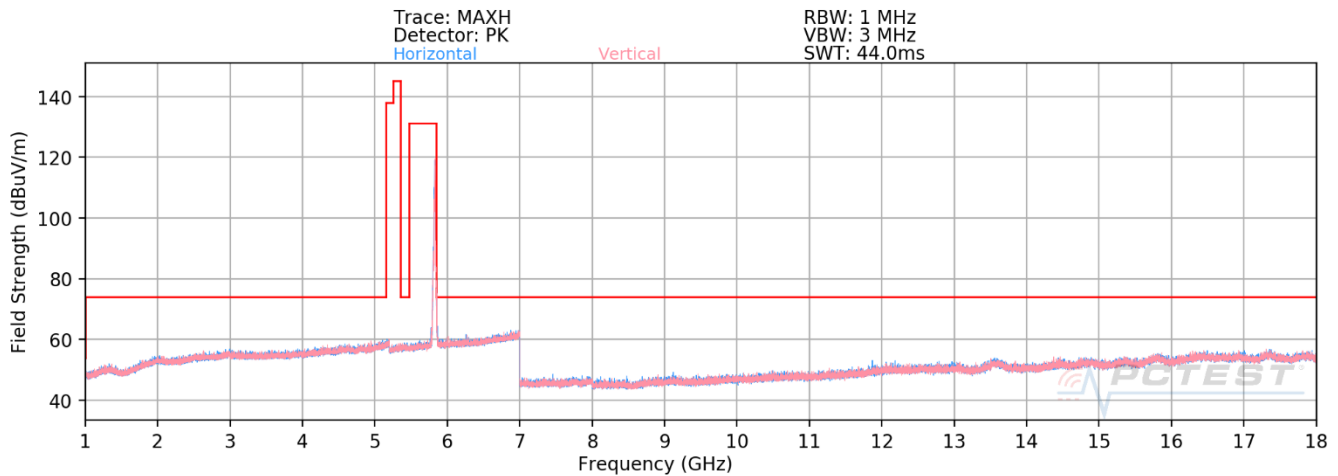
Plot 7-371. RSE above 1GHz Antenna 4b (11ax – Ch.157 – RU26)

Mode: 802.11ax (20MHz BW)
Data Rate: MCS11
RU Index: 4
Distance of Measurements: 3 Meters
Operating Frequency: 5785MHz
Channel: 157

Frequency [MHz]	Detector	Ant. Pol. [H/V]	Antenna Height [cm]	Turntable Azimuth [degree]	Analyzer Level [dBm]	AFCL [dB/m]	Field Strength [dBuV/m]	Limit [dBuV/m]	Margin [dB]
* 11570.00	Average	-	-	-	-84.25	16.42	39.17	53.98	-14.81
* 11570.00	Peak	-	-	-	-72.53	16.42	50.89	73.98	-23.09
17355.00	Peak	-	-	-	-73.35	22.57	56.22	68.20	-11.98

Table 7-117. Radiated Measurements Antenna 4b (RU26)

FCC ID: BCGA2301 IC: 579C-A2301	PCTEST Proud to be part of element	MEASUREMENT REPORT (CERTIFICATION)	Approved by: Quality Manager
Test Report S/N: 1C2101020002-16-R1.BCG	Test Dates: 12/12/2020 - 3/10/2021	EUT Type: Tablet Device	Page 165 of 257



Plot 7-372. RSE above 1GHz Antenna 4b (11ax – Ch.165 – RU26)

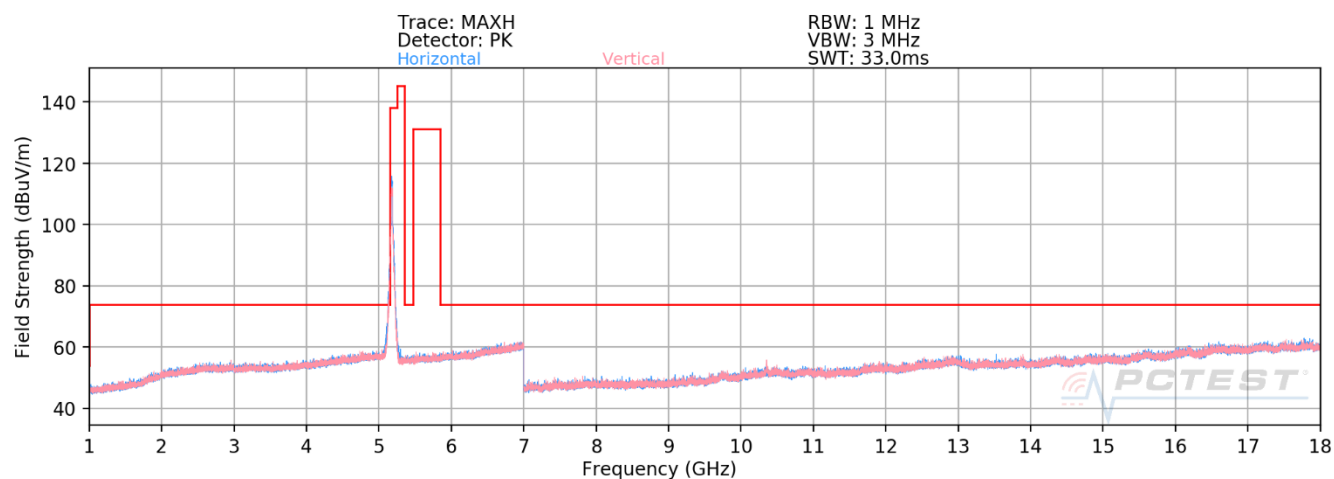
Mode: 802.11ax (20MHz BW)
Data Rate: MCS11
RU Index: 4
Distance of Measurements: 3 Meters
Operating Frequency: 5825MHz
Channel: 165

Frequency [MHz]	Detector	Ant. Pol. [H/V]	Antenna Height [cm]	Turntable Azimuth [degree]	Analyzer Level [dBm]	AFCL [dB/m]	Field Strength [dBuV/m]	Limit [dBuV/m]	Margin [dB]
* 11650.00	Average	-	-	-	-84.17	16.07	38.90	53.98	-15.07
* 11650.00	Peak	-	-	-	-72.46	16.07	50.61	73.98	-23.36
17475.00	Peak	-	-	-	-73.23	21.61	55.38	68.20	-12.82

Table 7-118. Radiated Measurements Antenna 4b (RU26)

FCC ID: BCGA2301 IC: 579C-A2301	PCTEST Proud to be part of element	MEASUREMENT REPORT (CERTIFICATION)	Approved by: Quality Manager
Test Report S/N: 1C2101020002-16-R1.BCG	Test Dates: 12/12/2020 - 3/10/2021	EUT Type: Tablet Device	Page 166 of 257

RU242



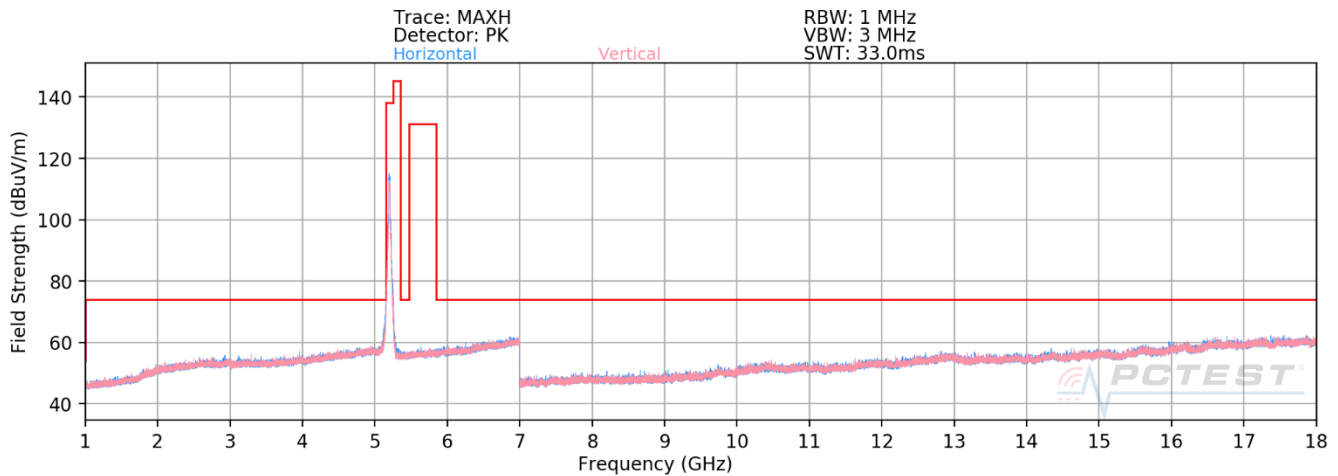
Plot 7-373. RSE above 1GHz Antenna 4b (11ax - Ch.36 - RU242)

Mode: 802.11ax (20MHz BW)
Data Rate: MCS11
RU Index: 61
Distance of Measurements: 3 Meters
Operating Frequency: 5180MHz
Channel: 36

Frequency [MHz]	Detector	Ant. Pol. [H/V]	Antenna Height [cm]	Turntable Azimuth [degree]	Analyzer Level [dBm]	AFCL [dB/m]	Field Strength [dBuV/m]	Limit [dBuV/m]	Margin [dB]
10360.00	Peak	V	245	239	-70.17	18.98	55.81	68.20	-12.39
* 15540.00	Average	-	-	-	-86.63	25.86	46.23	53.98	-7.75
* 15540.00	Peak	-	-	-	-75.51	25.86	57.35	73.98	-16.63

Table 7-119. Radiated Measurements Antenna 4b (RU242)

FCC ID: BCGA2301 IC: 579C-A2301	 PCTEST Proud to be part of 	MEASUREMENT REPORT (CERTIFICATION)	Approved by: Quality Manager
Test Report S/N: 1C2101020002-16-R1.BCG	Test Dates: 12/12/2020 - 3/10/2021	EUT Type: Tablet Device	Page 167 of 257



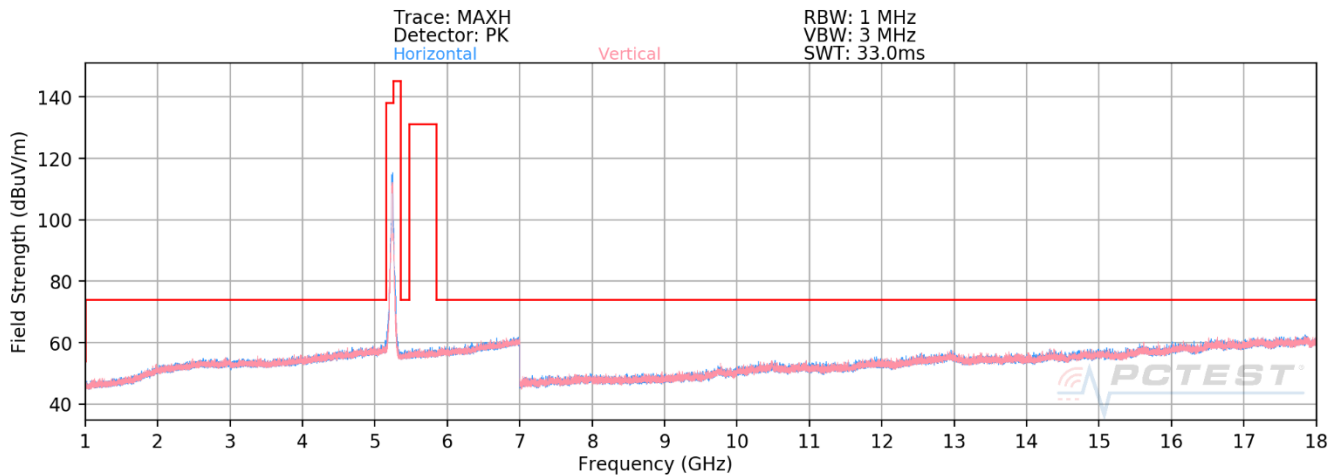
Plot 7-374. RSE above 1GHz Antenna 4b (11ax – Ch.40 – RU242)

Mode: 802.11ax (20MHz BW)
Data Rate: MCS11
RU Index: 61
Distance of Measurements: 3 Meters
Operating Frequency: 5200MHz
Channel: 40

Frequency [MHz]	Detector	Ant. Pol. [H/V]	Antenna Height [cm]	Turntable Azimuth [degree]	Analyzer Level [dBm]	AFCL [dB/m]	Field Strength [dBuV/m]	Limit [dBuV/m]	Margin [dB]
10400.00	Peak	V	261	242	-70.70	18.98	55.28	68.20	-12.92
* 15600.00	Average	-	-	-	-86.11	26.01	46.90	53.98	-7.08
* 15600.00	Peak	-	-	-	-74.67	26.01	58.34	73.98	-15.64

Table 7-120. Radiated Measurements Antenna 4b (RU242)

FCC ID: BCGA2301 IC: 579C-A2301	PCTEST Proud to be part of element	MEASUREMENT REPORT (CERTIFICATION)	Approved by: Quality Manager
Test Report S/N: 1C2101020002-16-R1.BCG	Test Dates: 12/12/2020 - 3/10/2021	EUT Type: Tablet Device	Page 168 of 257



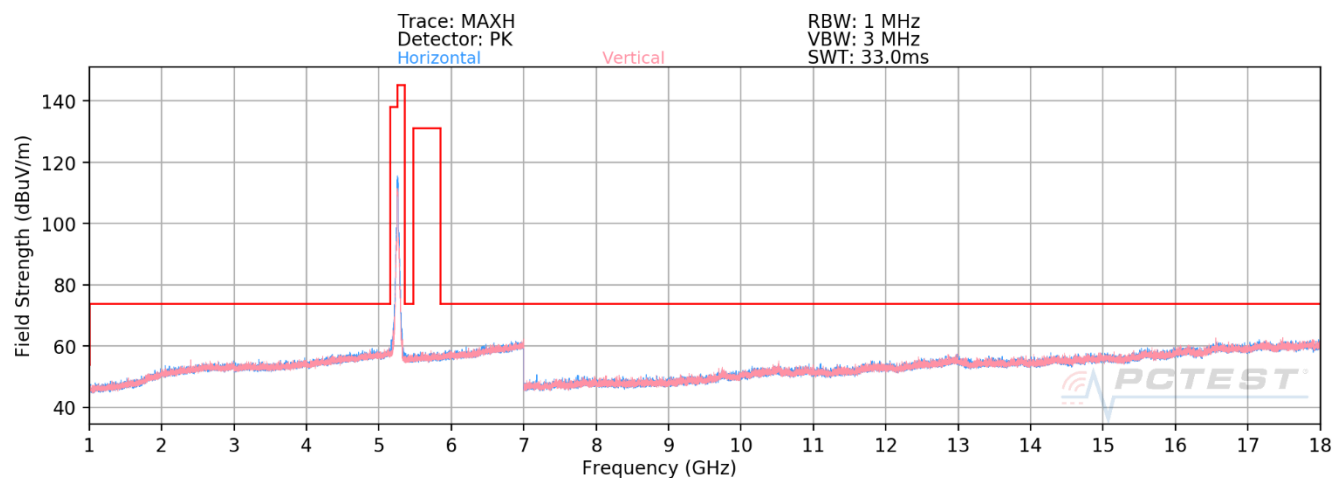
Plot 7-375. RSE above 1GHz Antenna 4b (11ax – Ch.48 – RU242)

Mode: 802.11ax (20MHz BW)
Data Rate: MCS11
RU Index: 61
Distance of Measurements: 3 Meters
Operating Frequency: 5240MHz
Channel: 48

Frequency [MHz]	Detector	Ant. Pol. [H/V]	Antenna Height [cm]	Turntable Azimuth [degree]	Analyzer Level [dBm]	AFCL [dB/m]	Field Strength [dBuV/m]	Limit [dBuV/m]	Margin [dB]
10480.00	Peak	V	261	236	-71.25	20.08	55.83	68.20	-12.37
* 15720.00	Average	-	-	-	-86.10	25.49	46.39	53.98	-7.59
* 15720.00	Peak	-	-	-	-75.50	25.49	56.99	73.98	-16.99

Table 7-121. Radiated Measurements Antenna 4b (RU242)

FCC ID: BCGA2301 IC: 579C-A2301	PCTEST Proud to be part of element	MEASUREMENT REPORT (CERTIFICATION)	Approved by: Quality Manager
Test Report S/N: 1C2101020002-16-R1.BCG	Test Dates: 12/12/2020 - 3/10/2021	EUT Type: Tablet Device	Page 169 of 257



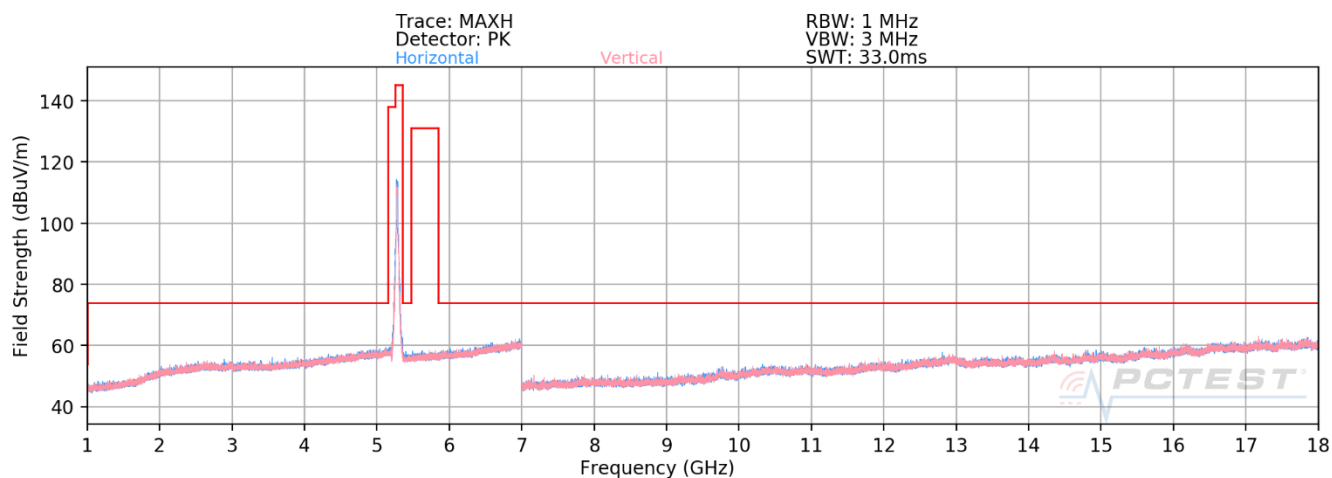
Plot 7-376. RSE above 1GHz Antenna 4b (11ax – Ch.52 – RU242)

Mode: 802.11ax (20MHz BW)
Data Rate: MCS11
RU Index: 61
Distance of Measurements: 3 Meters
Operating Frequency: 5260MHz
Channel: 52

Frequency [MHz]	Detector	Ant. Pol. [H/V]	Antenna Height [cm]	Turntable Azimuth [degree]	Analyzer Level [dBm]	AFCL [dB/m]	Field Strength [dBuV/m]	Limit [dBuV/m]	Margin [dB]
10520.00	Peak	V	257	236	-70.95	20.07	56.12	68.20	-12.08
* 15780.00	Average	-	-	-	-86.63	25.89	46.26	53.98	-7.72
* 15780.00	Peak	-	-	-	-75.34	25.89	57.55	73.98	-16.43

Table 7-122. Radiated Measurements Antenna 4b (RU242)

FCC ID: BCGA2301 IC: 579C-A2301	PCTEST Proud to be part of element	MEASUREMENT REPORT (CERTIFICATION)	Approved by: Quality Manager
Test Report S/N: 1C2101020002-16-R1.BCG	Test Dates: 12/12/2020 - 3/10/2021	EUT Type: Tablet Device	Page 170 of 257



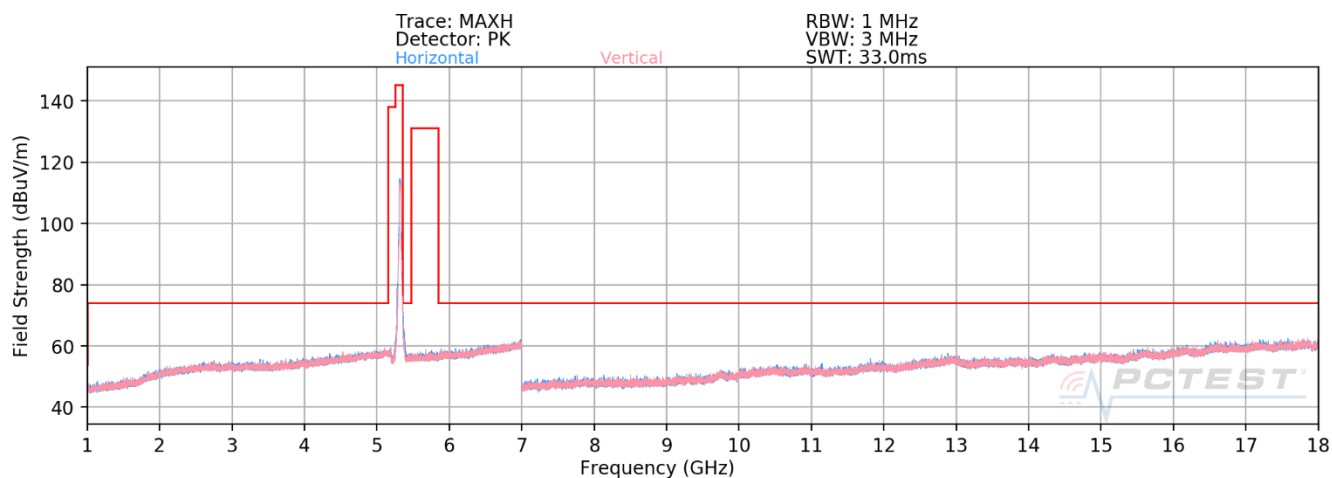
Plot 7-377. RSE above 1GHz Antenna 4b (11ax – Ch.56 – RU242)

Mode: 802.11ax (20MHz BW)
Data Rate: MCS11
RU Index: 61
Distance of Measurements: 3 Meters
Operating Frequency: 5280MHz
Channel: 56

Frequency [MHz]	Detector	Ant. Pol. [H/V]	Antenna Height [cm]	Turntable Azimuth [degree]	Analyzer Level [dBm]	AFCL [dB/m]	Field Strength [dBuV/m]	Limit [dBuV/m]	Margin [dB]
10549.00	Peak	V	261	236	-73.25	19.82	53.57	68.20	-14.63
* 15840.00	Average	-	-	-	-86.53	25.88	46.35	53.98	-7.63
* 15840.00	Peak	-	-	-	-74.90	25.88	57.98	73.98	-16.00

Table 7-123. Radiated Measurements Antenna 4b (RU242)

FCC ID: BCGA2301 IC: 579C-A2301	PCTEST Proud to be part of element	MEASUREMENT REPORT (CERTIFICATION)	Approved by: Quality Manager
Test Report S/N: 1C2101020002-16-R1.BCG	Test Dates: 12/12/2020 - 3/10/2021	EUT Type: Tablet Device	Page 171 of 257



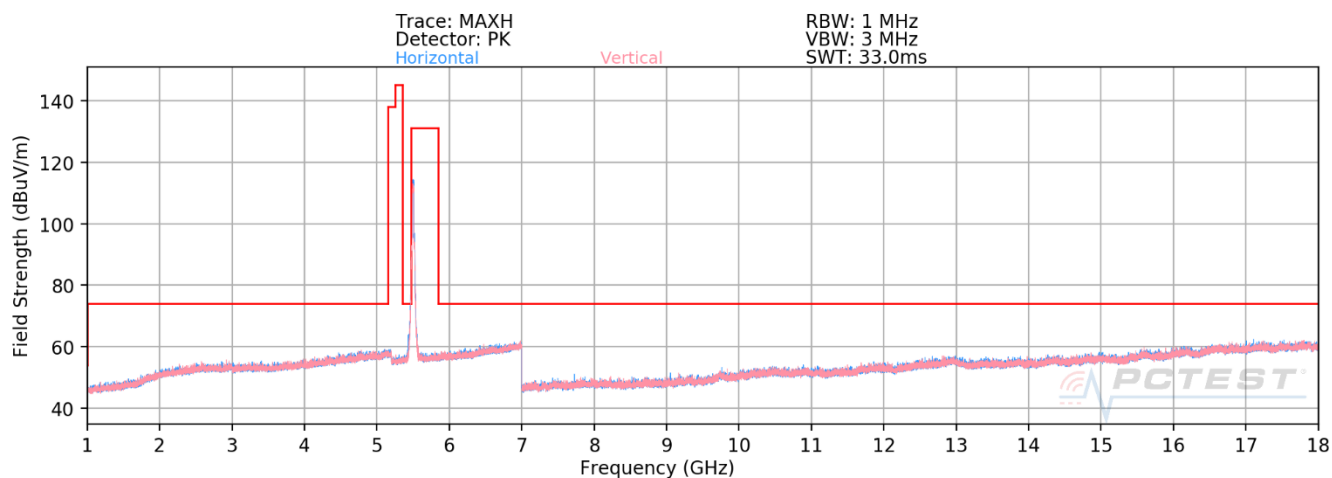
Plot 7-378. RSE above 1GHz Antenna 4b (11ax – Ch.64 – RU242)

Mode: 802.11ax (20MHz BW)
Data Rate: MCS11
RU Index: 61
Distance of Measurements: 3 Meters
Operating Frequency: 5320MHz
Channel: 64

	Frequency [MHz]	Detector	Ant. Pol. [H/V]	Antenna Height [cm]	Turntable Azimuth [degree]	Analyzer Level [dBm]	AFCL [dB/m]	Field Strength [dBuV/m]	Limit [dBuV/m]	Margin [dB]
*	10640.00	Average	V	257	236	-83.64	19.75	43.11	53.98	-10.87
*	10640.00	Peak	V	257	236	-72.48	19.75	54.27	73.98	-19.71
*	15960.00	Average	-	-	-	-86.49	26.10	46.61	53.98	-7.37
*	15960.00	Peak	-	-	-	-75.25	26.10	57.85	73.98	-16.13

Table 7-124. Radiated Measurements Antenna 4b (RU242)

FCC ID: BCGA2301 IC: 579C-A2301	PCTEST Proud to be part of element	MEASUREMENT REPORT (CERTIFICATION)	Approved by: Quality Manager
Test Report S/N: 1C2101020002-16-R1.BCG	Test Dates: 12/12/2020 - 3/10/2021	EUT Type: Tablet Device	Page 172 of 257



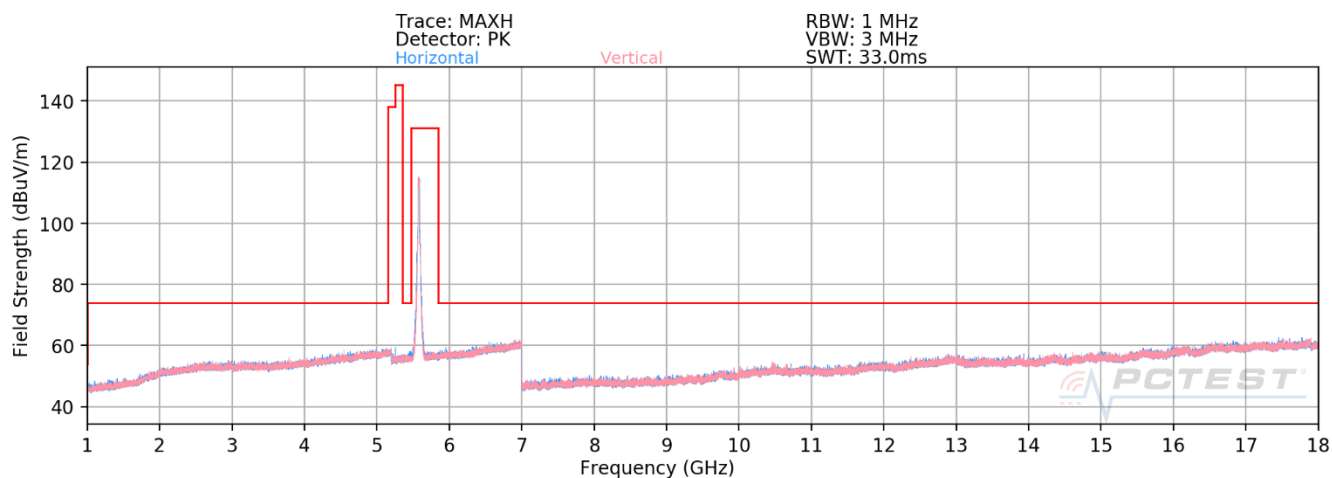
Plot 7-379. RSE above 1GHz Antenna 4b (11ax – Ch.100 – RU242)

Mode: 802.11ax (20MHz BW)
Data Rate: MCS11
RU Index: 61
Distance of Measurements: 3 Meters
Operating Frequency: 5500MHz
Channel: 100

Frequency [MHz]	Detector	Ant. Pol. [H/V]	Antenna Height [cm]	Turntable Azimuth [degree]	Analyzer Level [dBm]	AFCL [dB/m]	Field Strength [dBuV/m]	Limit [dBuV/m]	Margin [dB]
* 11000.00	Average	-	-	-	-85.77	19.81	41.04	53.98	-12.94
* 11000.00	Peak	-	-	-	-74.88	19.81	51.93	73.98	-22.05
16500.00	Peak	-	-	-	-74.65	26.65	59.00	68.20	-9.20

Table 7-125. Radiated Measurements Antenna 4b (RU242)

FCC ID: BCGA2301 IC: 579C-A2301	PCTEST Proud to be part of element	MEASUREMENT REPORT (CERTIFICATION)	Approved by: Quality Manager
Test Report S/N: 1C2101020002-16-R1.BCG	Test Dates: 12/12/2020 - 3/10/2021	EUT Type: Tablet Device	Page 173 of 257



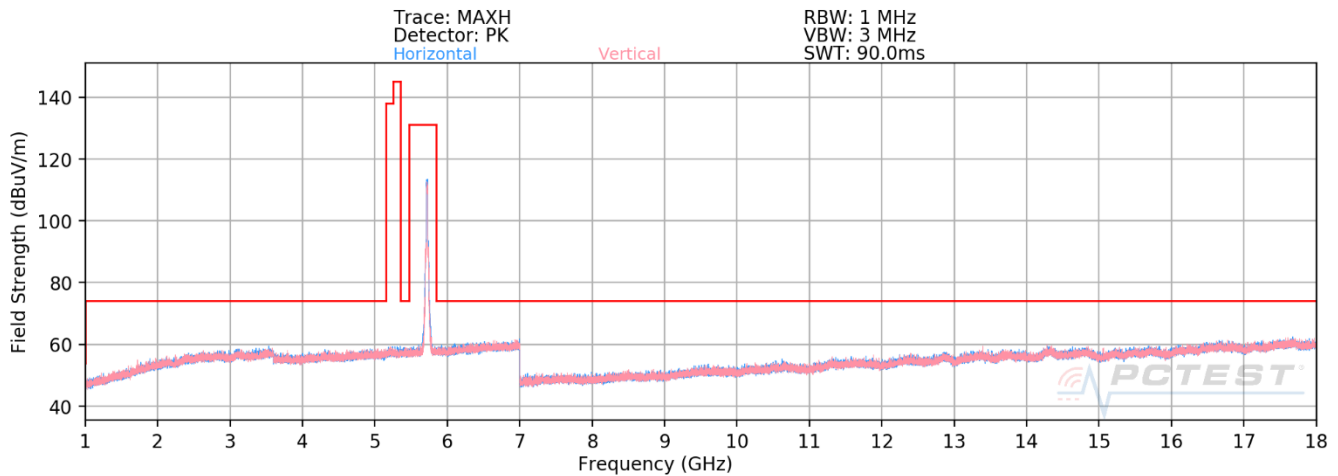
Plot 7-380. RSE above 1GHz Antenna 4b (11ax – Ch.116 – RU242)

Mode: 802.11ax (20MHz BW)
Data Rate: MCS11
RU Index: 61
Distance of Measurements: 3 Meters
Operating Frequency: 5580MHz
Channel: 116

Frequency [MHz]	Detector	Ant. Pol. [H/V]	Antenna Height [cm]	Turntable Azimuth [degree]	Analyzer Level [dBm]	AFCL [dB/m]	Field Strength [dBuV/m]	Limit [dBuV/m]	Margin [dB]
* 11160.00	Average	-	-	-	-85.94	19.81	40.87	53.98	-13.11
* 11160.00	Peak	-	-	-	-75.14	19.81	51.67	73.98	-22.31
16740.00	Peak	-	-	-	-74.30	27.07	59.77	68.20	-8.43

Table 7-126. Radiated Measurements Antenna 4b (RU242)

FCC ID: BCGA2301 IC: 579C-A2301	PCTEST Proud to be part of element	MEASUREMENT REPORT (CERTIFICATION)	Approved by: Quality Manager
Test Report S/N: 1C2101020002-16-R1.BCG	Test Dates: 12/12/2020 - 3/10/2021	EUT Type: Tablet Device	Page 174 of 257



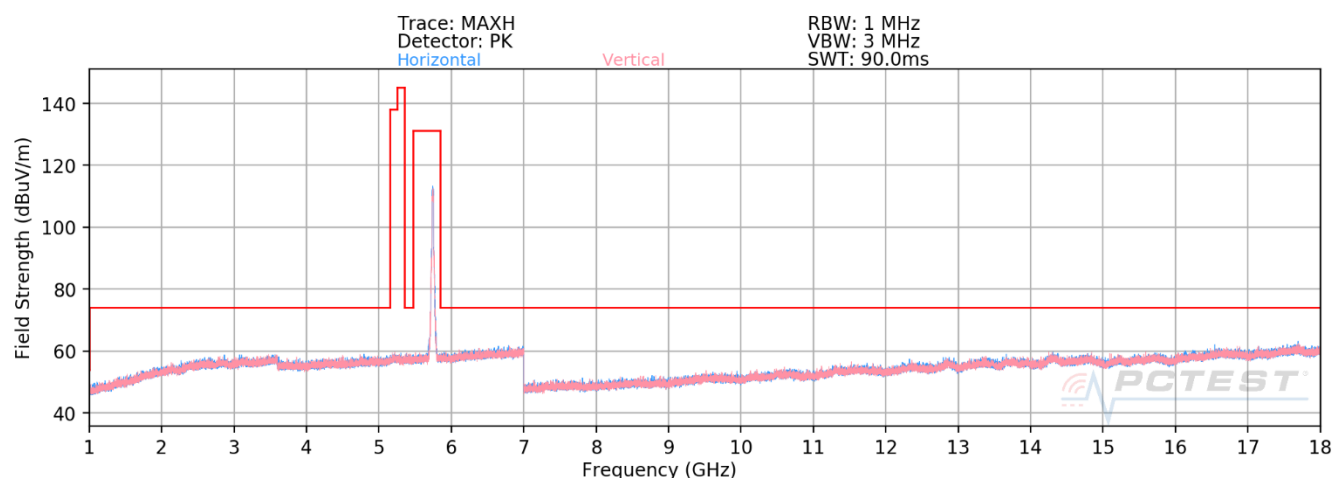
Plot 7-381. RSE above 1GHz Antenna 4b (11ax – Ch.144 – RU242)

Mode: 802.11ax (20MHz BW)
Data Rate: MCS11
RU Index: 61
Distance of Measurements: 3 Meters
Operating Frequency: 5720MHz
Channel: 144

	Frequency [MHz]	Detector	Ant. Pol. [H/V]	Antenna Height [cm]	Turntable Azimuth [degree]	Analyzer Level [dBm]	AFCL [dB/m]	Field Strength [dBuV/m]	Limit [dBuV/m]	Margin [dB]
*	11440.00	Average	-	-	-	-79.72	16.23	43.51	53.98	-10.47
*	11440.00	Peak	-	-	-	-67.81	16.23	55.42	73.98	-18.56
	17160.00	Peak	-	-	-	-68.37	23.09	61.72	68.20	-6.48

Table 7-127. Radiated Measurements Antenna 4b (RU242)

FCC ID: BCGA2301 IC: 579C-A2301		MEASUREMENT REPORT (CERTIFICATION)	Approved by: Quality Manager
Test Report S/N: 1C2101020002-16-R1.BCG	Test Dates: 12/12/2020 - 3/10/2021	EUT Type: Tablet Device	Page 175 of 257



Plot 7-382. RSE above 1GHz Antenna 4b (11ax – Ch.149 – RU242)

Mode: 802.11ax (20MHz BW)
Data Rate: MCS11
RU Index: 61
Distance of Measurements: 3 Meters
Operating Frequency: 5745MHz
Channel: 149

Frequency [MHz]	Detector	Ant. Pol. [H/V]	Antenna Height [cm]	Turntable Azimuth [degree]	Analyzer Level [dBm]	AFCL [dB/m]	Field Strength [dBuV/m]	Limit [dBuV/m]	Margin [dB]
* 11490.00	Average	-	-	-	-81.16	16.66	42.50	53.98	-11.48
* 11490.00	Peak	-	-	-	-68.75	16.66	54.91	73.98	-19.07
17235.00	Peak	-	-	-	-71.10	22.96	58.86	68.20	-9.34

Table 7-128. Radiated Measurements Antenna 4b (RU242)

FCC ID: BCGA2301 IC: 579C-A2301	PCTEST Proud to be part of element	MEASUREMENT REPORT (CERTIFICATION)	Approved by: Quality Manager
Test Report S/N: 1C2101020002-16-R1.BCG	Test Dates: 12/12/2020 - 3/10/2021	EUT Type: Tablet Device	Page 176 of 257