

TEST SETUP PHOTOS

Report Number: 13280103-EP1V1

1. SCOPE


The purpose of this document is to show test setup diagrams and photos for the following reports



Reports
13280103-E1
13280103-E2

2. SETUP PHOTOS

2.1.1. 2.4 (BT/BLE) TECHNOLOGIES


ANTENNA PORT AND AC LINE CONDUCTED SETUP



RADIATED RF MEASUREMENT SETUP**FCC BELOW 1GHz (FRONT)****FCC BELOW 1GHz (BACK)****ABOVE 1GHz X-Axis Front****ABOVE 1GHz X-Axis Back****ABOVE 1GHz Y-Axis Front****ABOVE 1GHz Y-Axis Back**



ABOVE 1GHz Z-Axis Front



ABOVE 1GHz Z-Axis Back