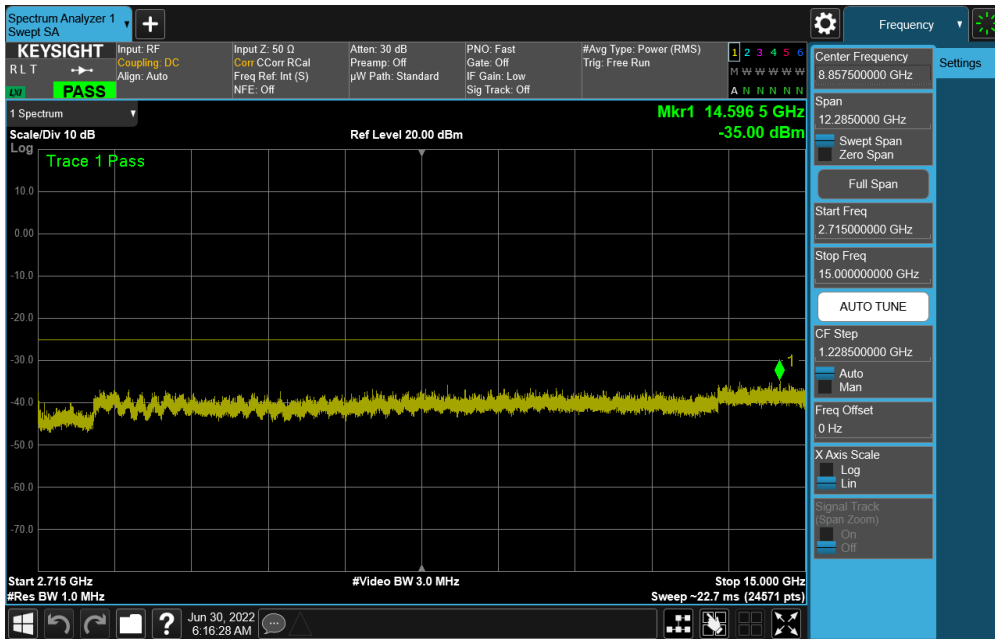
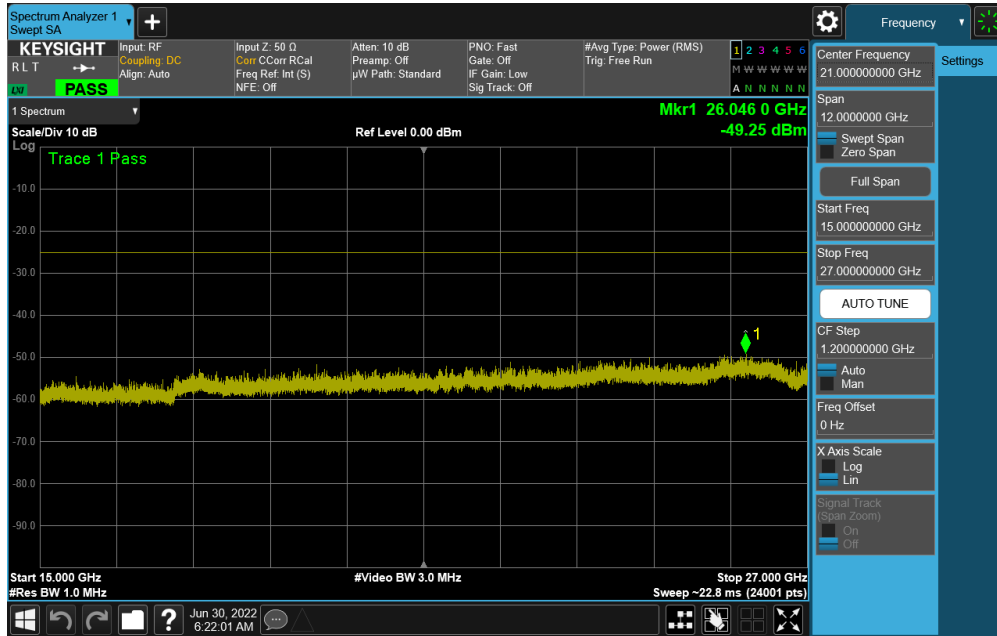


Plot 7-190. Conducted Spurious Plot (NR Band n41 - 100MHz DFT-s-OFDM QPSK - RB Size 1, RB Offset 0 - High Channel)



Plot 7-191. Conducted Spurious Plot (NR Band n41 - 100MHz DFT-s-OFDM QPSK - RB Size 1, RB Offset 0 - High Channel)

FCC ID: BCGA2764	PART 27 MEASUREMENT REPORT	Approved by: Technical Manager
Test Report S/N: 1C2205090028-04-R2.BCG	Test Dates: 5/30/2022 – 10/5/2022	EUT Type: Tablet Device
		Page 117 of 278



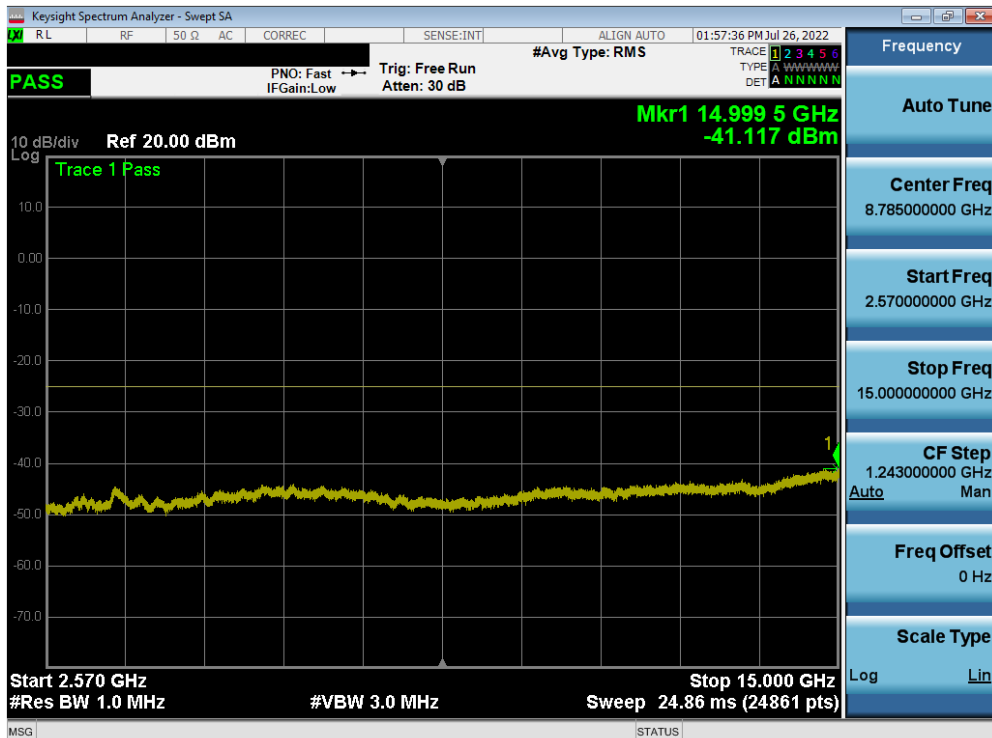
Plot 7-192. Conducted Spurious Plot (NR Band n41 - 100MHz DFT-s-OFDM QPSK - RB Size 1, RB Offset 0 - High Channel)

<b>FCC ID:</b> BCGA2764	<b>PART 27 MEASUREMENT REPORT</b>		<b>Approved by:</b> Technical Manager
<b>Test Report S/N:</b> 1C2205090028-04-R2.BCG	<b>Test Dates:</b> 5/30/2022 – 10/5/2022	<b>EUT Type:</b> Tablet Device	Page 118 of 278

# ULCA - LTE B7

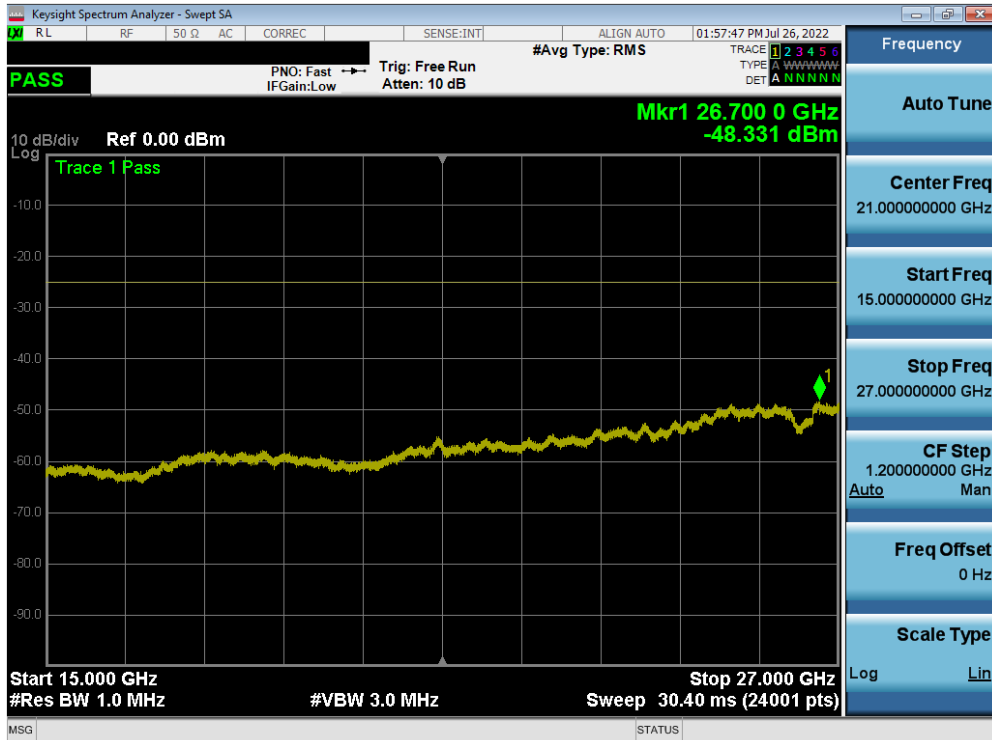


Plot 7-193. Conducted Spurious Plot (ULCA LTE B7 – (20+20)MHz QPSK - RB Size 1, RB Offset 0 - Low Channel)

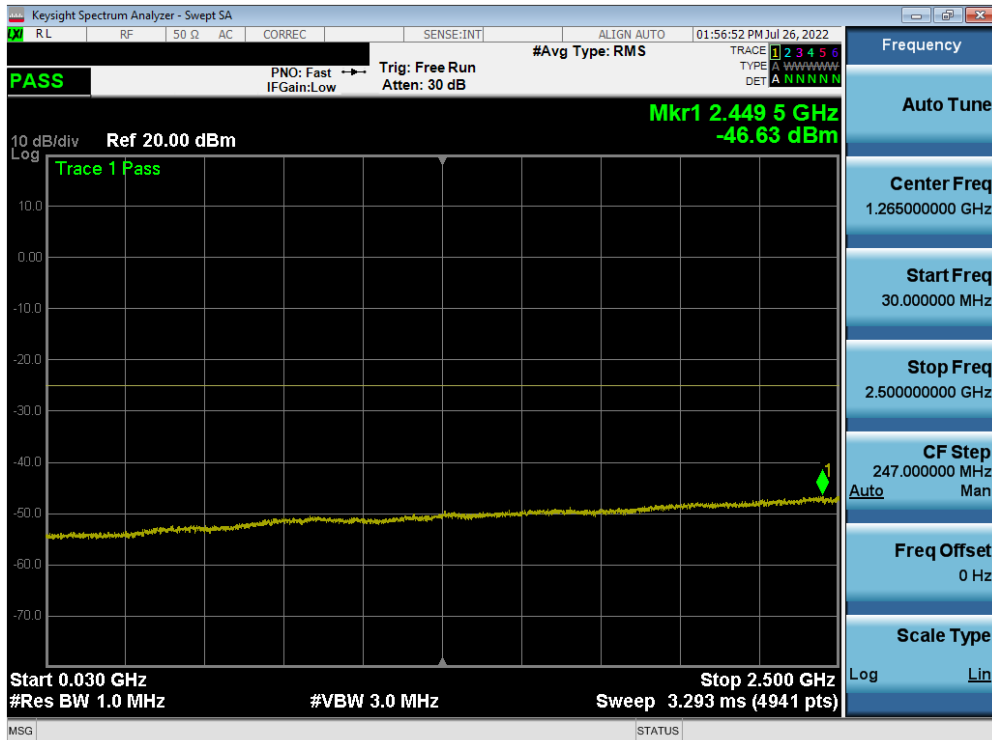


Plot 7-194. Conducted Spurious Plot (ULCA LTE B7 - (20+20)MHz QPSK - RB Size 1, RB Offset 0 - Low Channel)

FCC ID: BCGA2764	PART 27 MEASUREMENT REPORT	Approved by: Technical Manager
Test Report S/N: 1C2205090028-04-R2.BCG	Test Dates: 5/30/2022 – 10/5/2022	EUT Type: Tablet Device
		Page 119 of 278

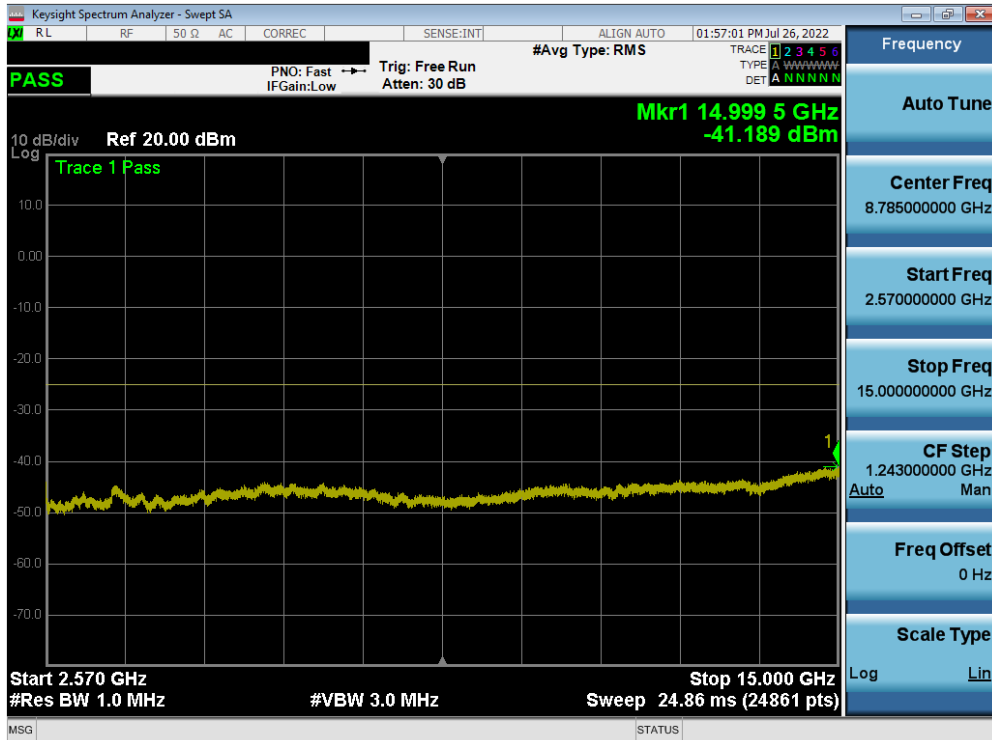


Plot 7-195. Conducted Spurious Plot (ULCA LTE B7 - (20+20)MHz QPSK - RB Size 1, RB Offset 0 - Low Channel)

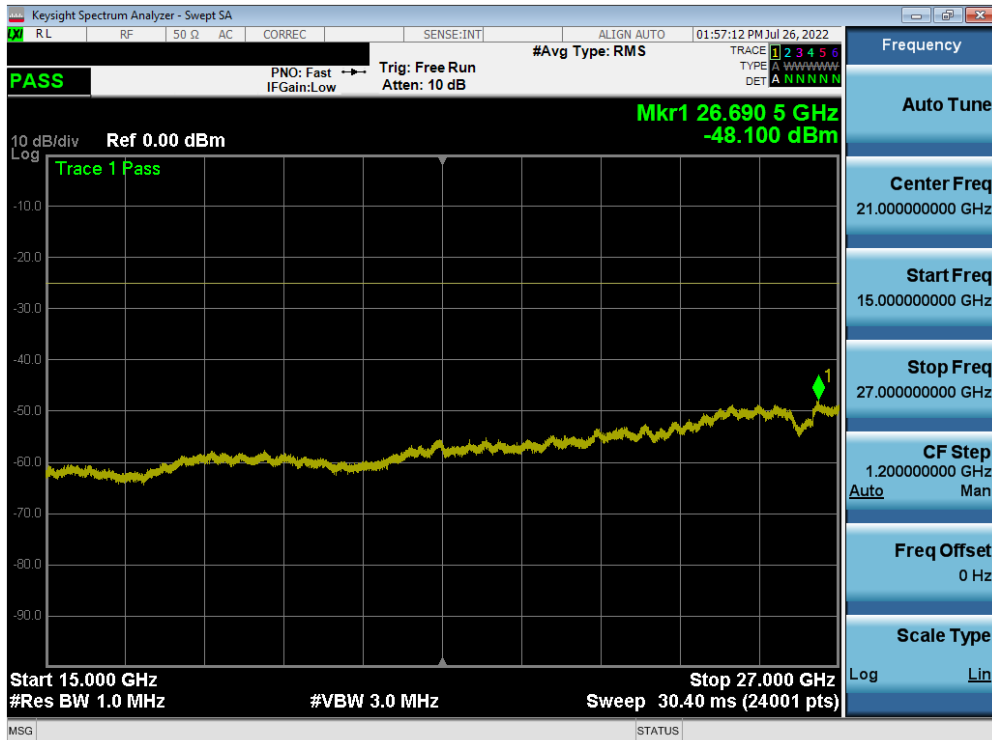


Plot 7-196. Conducted Spurious Plot (ULCA LTE B7 - (20+20)MHz QPSK - RB Size 1, RB Offset 0 - Mid Channel)

FCC ID: BCGA2764	PART 27 MEASUREMENT REPORT	Approved by: Technical Manager
Test Report S/N: 1C2205090028-04-R2.BCG	Test Dates: 5/30/2022 – 10/5/2022	EUT Type: Tablet Device
		Page 120 of 278

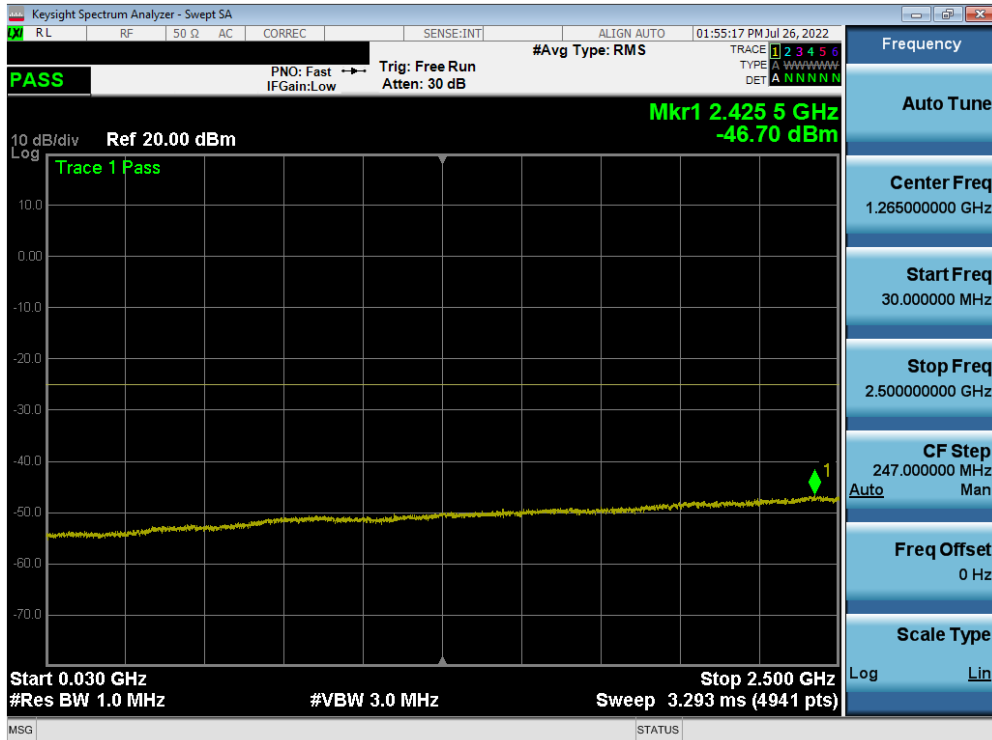


Plot 7-197. Conducted Spurious Plot (ULCA LTE B7 - (20+20)MHz QPSK - RB Size 1, RB Offset 0 - Mid Channel)

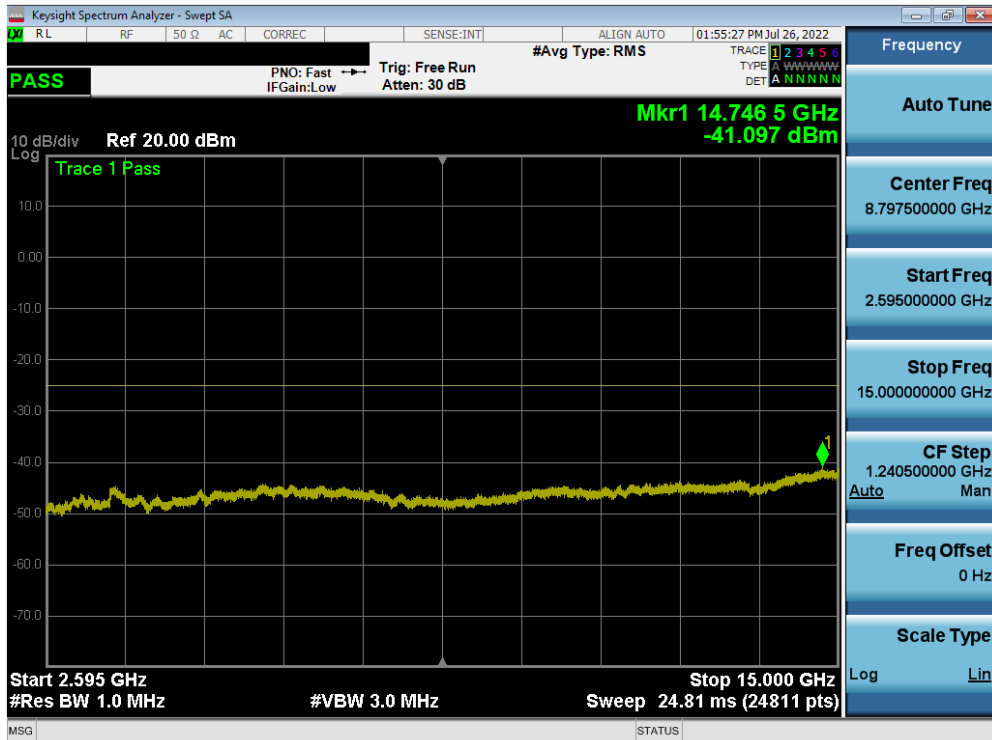


Plot 7-198. Conducted Spurious Plot (ULCA LTE B7 - (20+20)MHz QPSK - RB Size 1, RB Offset 0 - Mid Channel)

FCC ID: BCGA2764	PART 27 MEASUREMENT REPORT	Approved by: Technical Manager
Test Report S/N: 1C2205090028-04-R2.BCG	Test Dates: 5/30/2022 – 10/5/2022	EUT Type: Tablet Device
		Page 121 of 278

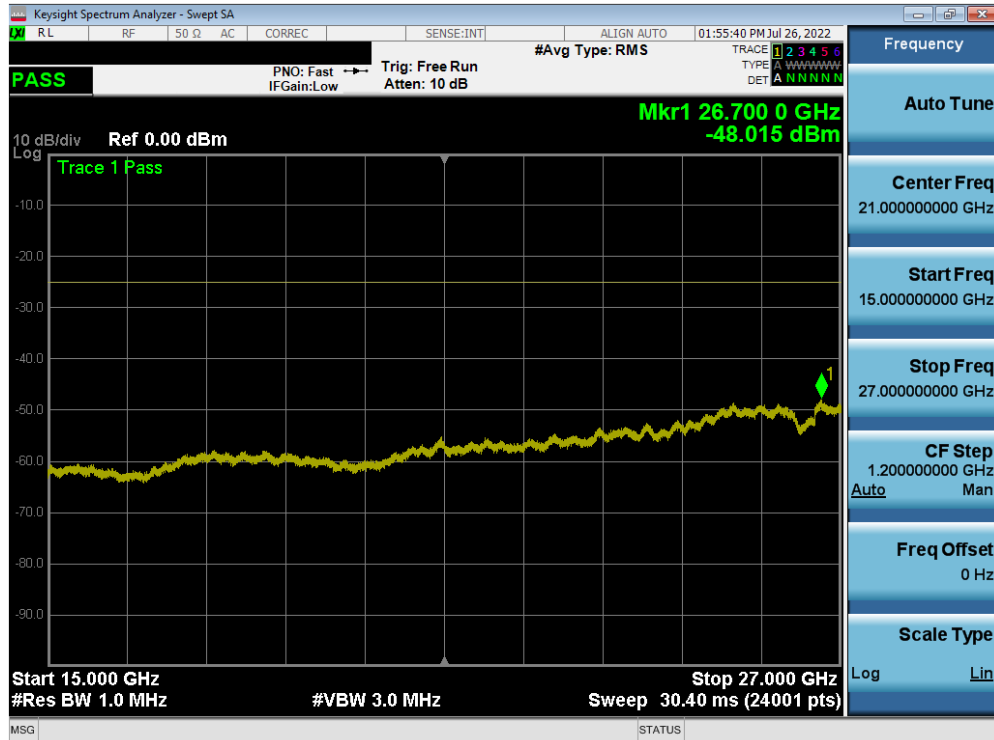


Plot 7-199. Conducted Spurious Plot (ULCA LTE B7 - (20+20)MHz QPSK - RB Size 1, RB Offset 0 - High Channel)



Plot 7-200. Conducted Spurious Plot (ULCA LTE B7 - (20+20)MHz QPSK - RB Size 1, RB Offset 0 - High Channel)

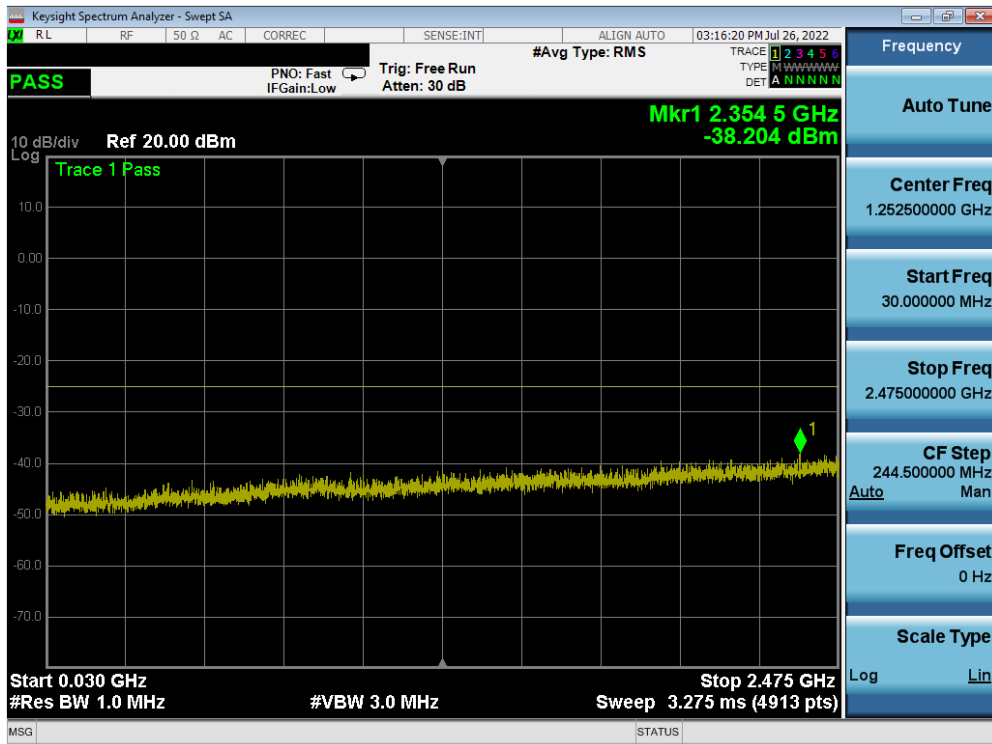
FCC ID: BCGA2764	PART 27 MEASUREMENT REPORT	Approved by: Technical Manager
Test Report S/N: 1C2205090028-04-R2.BCG	Test Dates: 5/30/2022 – 10/5/2022	EUT Type: Tablet Device
		Page 122 of 278



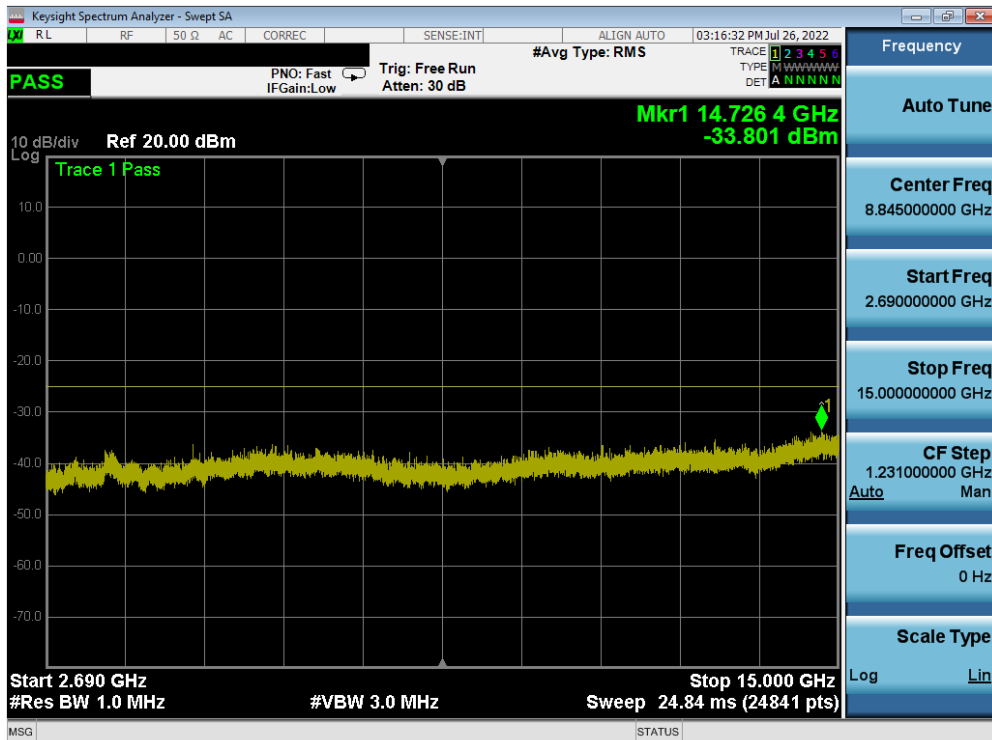
Plot 7-201. Conducted Spurious Plot (ULCA LTE B7 - (20+20)MHz QPSK - RB Size 1, RB Offset 0 - High Channel)

FCC ID: BCGA2764	PART 27 MEASUREMENT REPORT		Approved by: Technical Manager
Test Report S/N: 1C2205090028-04-R2.BCG	Test Dates: 5/30/2022 – 10/5/2022	EUT Type: Tablet Device	Page 123 of 278

# ULCA - LTE B41



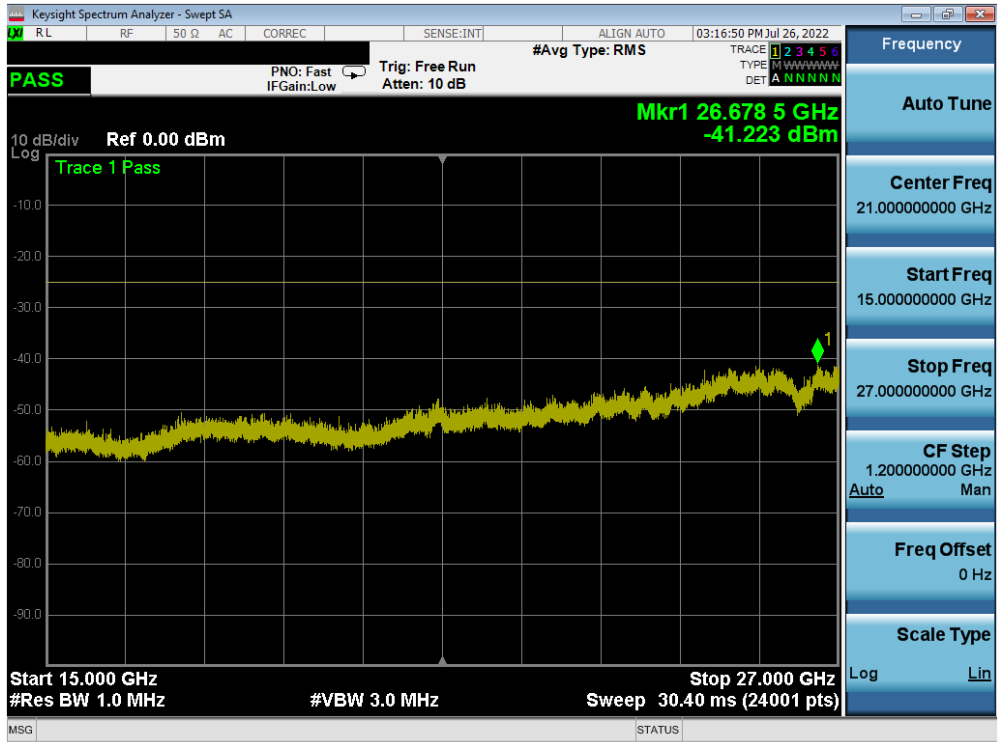
Plot 7-202. Conducted Spurious Plot (ULCA LTE B41 - (20+20)MHz QPSK - RB Size 1, RB Offset 0 - Low Channel)



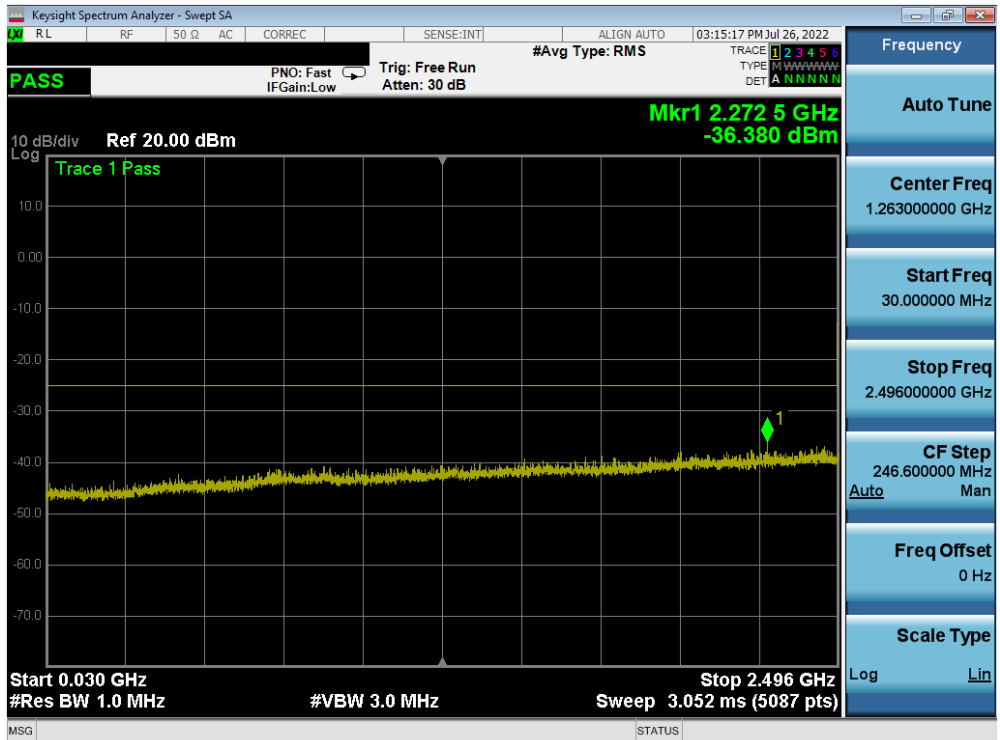
Plot 7-203. Conducted Spurious Plot (ULCA LTE B41 - (20+20)MHz QPSK - RB Size 1, RB Offset 0 - Low Channel)

FCC ID: BCGA2764	PART 27 MEASUREMENT REPORT	Approved by: Technical Manager
Test Report S/N: 1C2205090028-04-R2.BCG	Test Dates: 5/30/2022 – 10/5/2022	EUT Type: Tablet Device
		Page 124 of 278



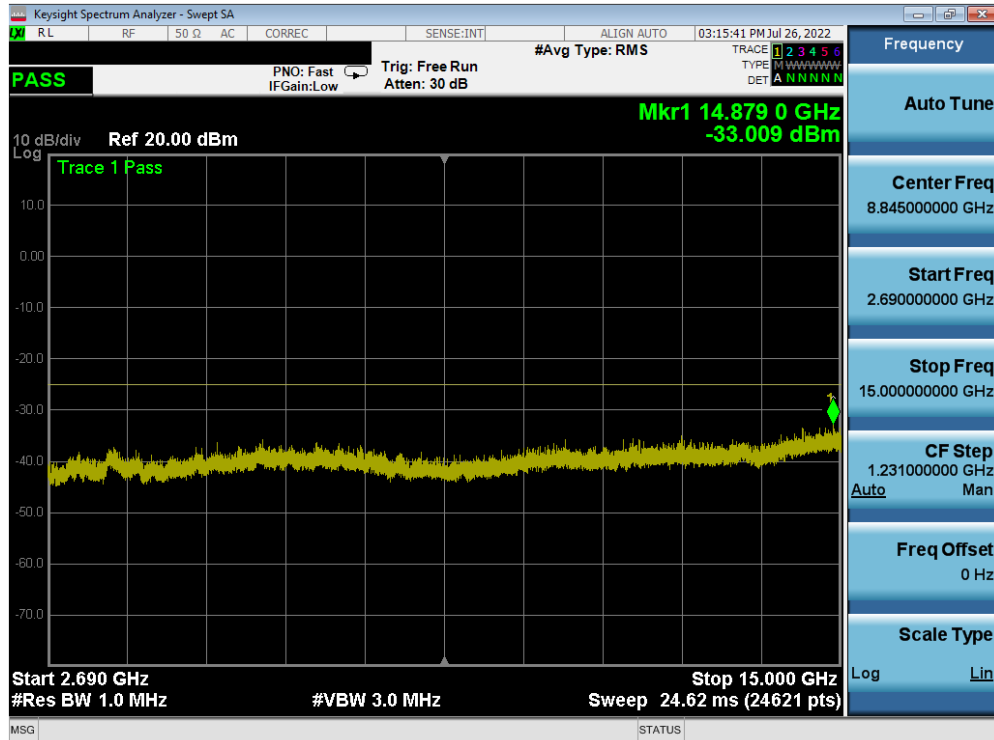


Plot 7-204. Conducted Spurious Plot (ULCA LTE B41 - (20+20)MHz QPSK - RB Size 1, RB Offset 0 - Low Channel)

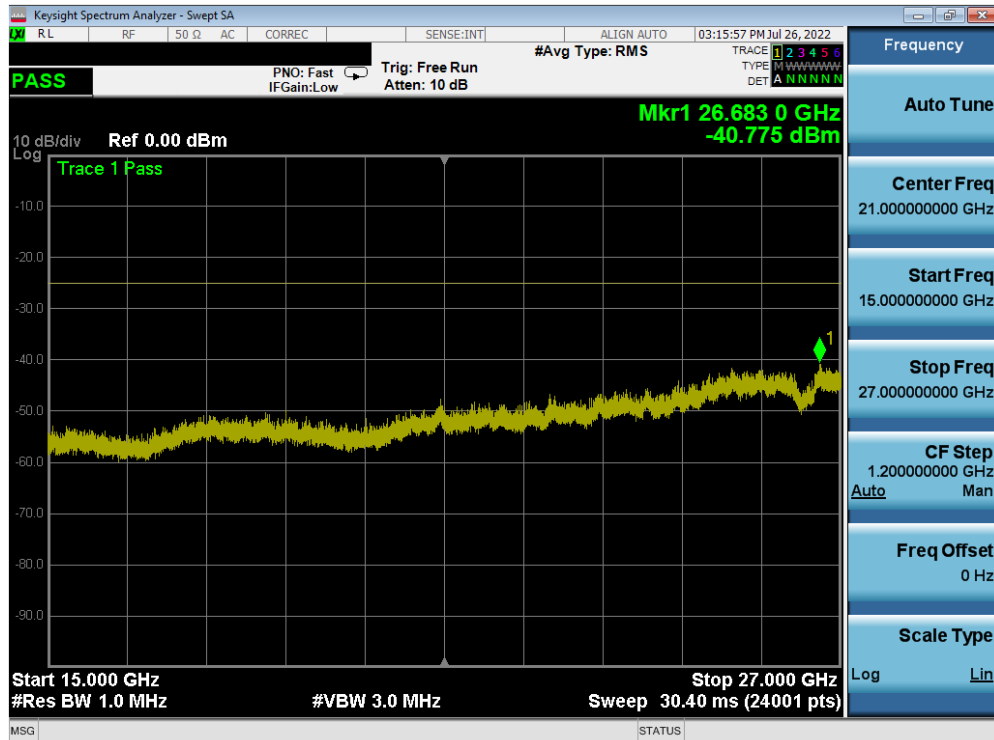


Plot 7-205. Conducted Spurious Plot (ULCA LTE B41 - (20+20)MHz QPSK - RB Size 1, RB Offset 0 - Mid Channel)

FCC ID: BCGA2764	PART 27 MEASUREMENT REPORT	Approved by: Technical Manager
Test Report S/N: 1C2205090028-04-R2.BCG	Test Dates: 5/30/2022 – 10/5/2022	EUT Type: Tablet Device
		Page 125 of 278



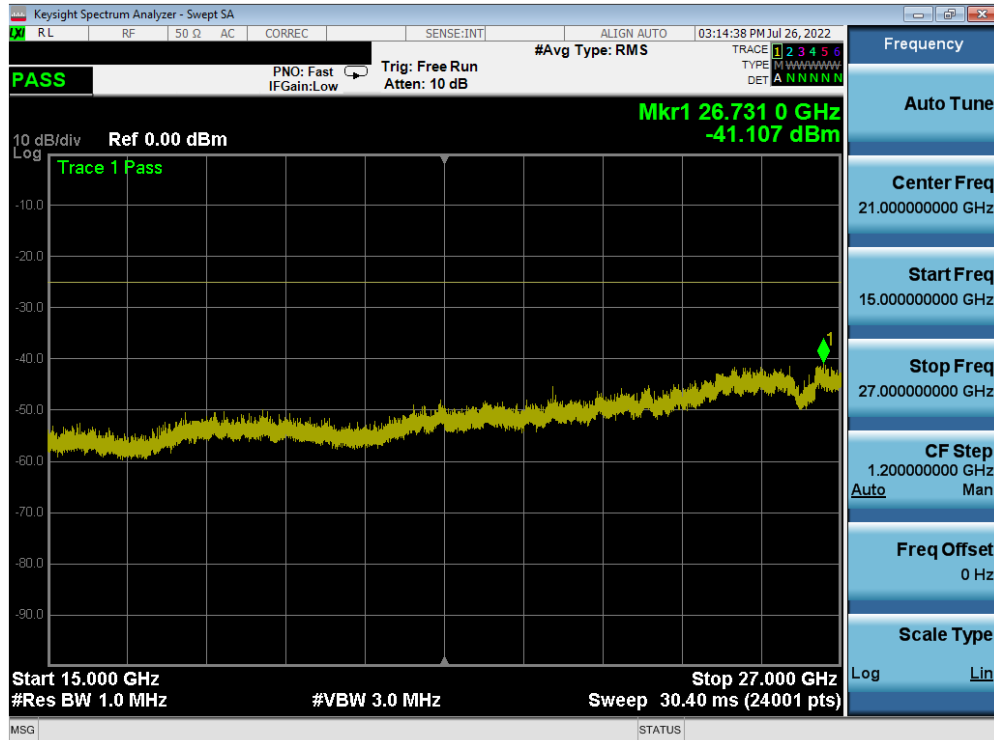
Plot 7-206. Conducted Spurious Plot (ULCA LTE B41 - (20+20)MHz QPSK - RB Size 1, RB Offset 0 - Mid Channel)



Plot 7-207. Conducted Spurious Plot (ULCA LTE B41 - (20+20)MHz QPSK - RB Size 1, RB Offset 0 - Mid Channel)

FCC ID: BCGA2764	PART 27 MEASUREMENT REPORT	Approved by: Technical Manager
Test Report S/N: 1C2205090028-04-R2.BCG	Test Dates: 5/30/2022 – 10/5/2022	EUT Type: Tablet Device
		Page 126 of 278





Plot 7-210. Conducted Spurious Plot (ULCA LTE B41 - (20+20)MHz QPSK - RB Size 1, RB Offset 0 - High Channel)

FCC ID: BCGA2764	<b>PART 27 MEASUREMENT REPORT</b>		Approved by: Technical Manager
Test Report S/N: 1C2205090028-04-R2.BCG	Test Dates: 5/30/2022 – 10/5/2022	EUT Type: Tablet Device	Page 128 of 278

## 7.4 Band Edge Emissions at Antenna Terminal

§2.1051, §27.53(a), §27.53(m)

### Test Overview

All out of band emissions are measured with a spectrum analyzer connected to the antenna terminal of the EUT while the EUT is operating at maximum power, and at the appropriate frequencies. All data rates were investigated to determine the worst case configuration. All modes of operation were investigated and the worst case configuration results are reported in this section. All ports were tested and only the worst case data was reported.

*The minimum permissible attenuation level for Band 30 is  $> 43 + 10 \log_{10}(P[\text{Watts}]$  at 2300-2305MHz & 2345-2360MHz,  $> 55 + 10 \log_{10}(P[\text{Watts}]$  at 2320-2324MHz & 2341-2345MHz,  $> 61 + 10 \log_{10}(P[\text{Watts}]$  at 2324-2328MHz & 2337-2341MHz,  $> 67 + 10 \log_{10}(P[\text{Watts}]$  at 2288-2292MHz & 2328-2337MHz, and  $> 70 + 10 \log_{10}(P[\text{Watts}]$  at frequencies  $< 2288\text{MHz}$  &  $> 2365\text{MHz}$ .*

*For LTE Bands 7, 41, and NR FR1 Band n41 the minimum permissible attenuation level is noted in the Test Notes on the following page.*

### Test Procedure Used

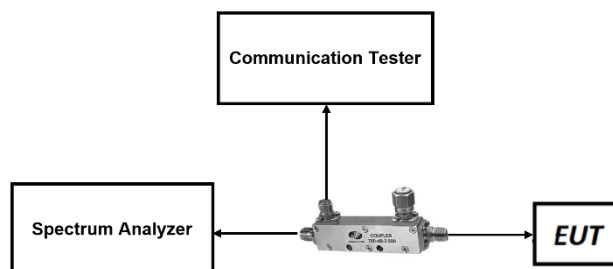
KDB 971168 D01 v03r01 – Section 6.0

### Test Settings


1. Start and stop frequency were set such that the band edge would be placed in the center of the plot
2. Span was set large enough so as to capture all out of band emissions near the band edge
3. RBW  $\geq$  1% of the emission bandwidth
4. VBW  $\geq$  3 x RBW
5. Detector = RMS
6. Number of sweep points  $\geq$  2 x Span/RBW
7. Trace mode = trace average for continuous emissions, max hold for pulse emissions
8. Sweep time = auto couple
9. The trace was allowed to stabilize

### Test Setup

The EUT and measurement equipment were set up as shown in the diagram below.




**Figure 7-3. Test Instrument & Measurement Setup**

FCC ID: BCGA2764	 <b>PART 27 MEASUREMENT REPORT</b>		Approved by: Technical Manager
Test Report S/N: 1C2205090028-04-R2.BCG	Test Dates: 5/30/2022 – 10/5/2022	EUT Type: Tablet Device	Page 129 of 278

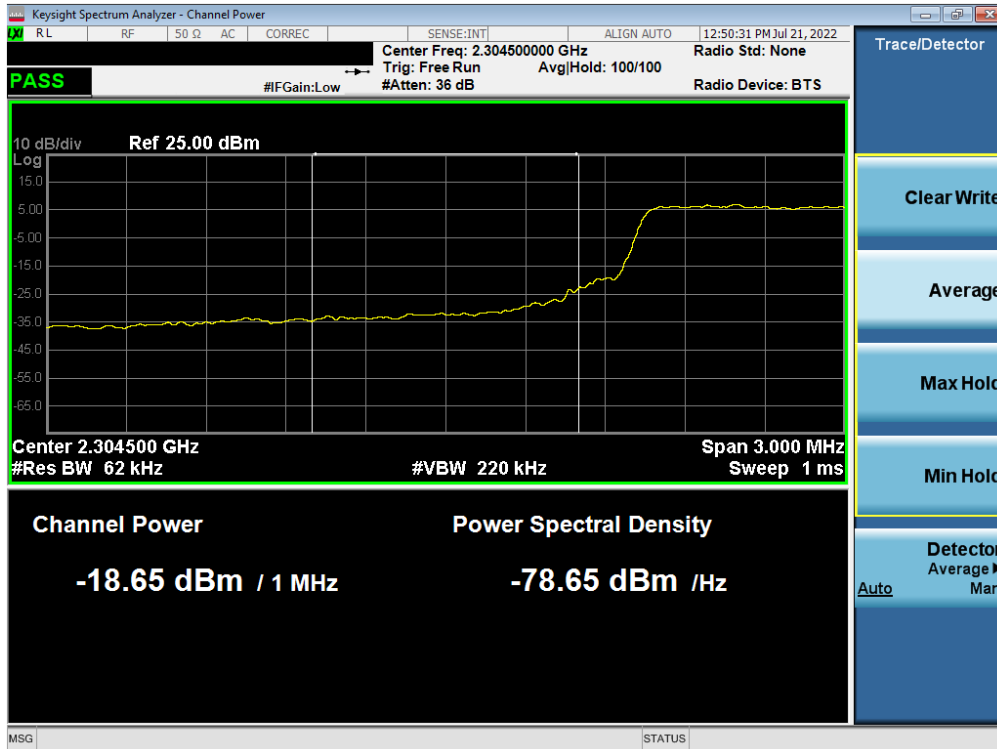
V2.1 11/9/2021

**Test Notes**

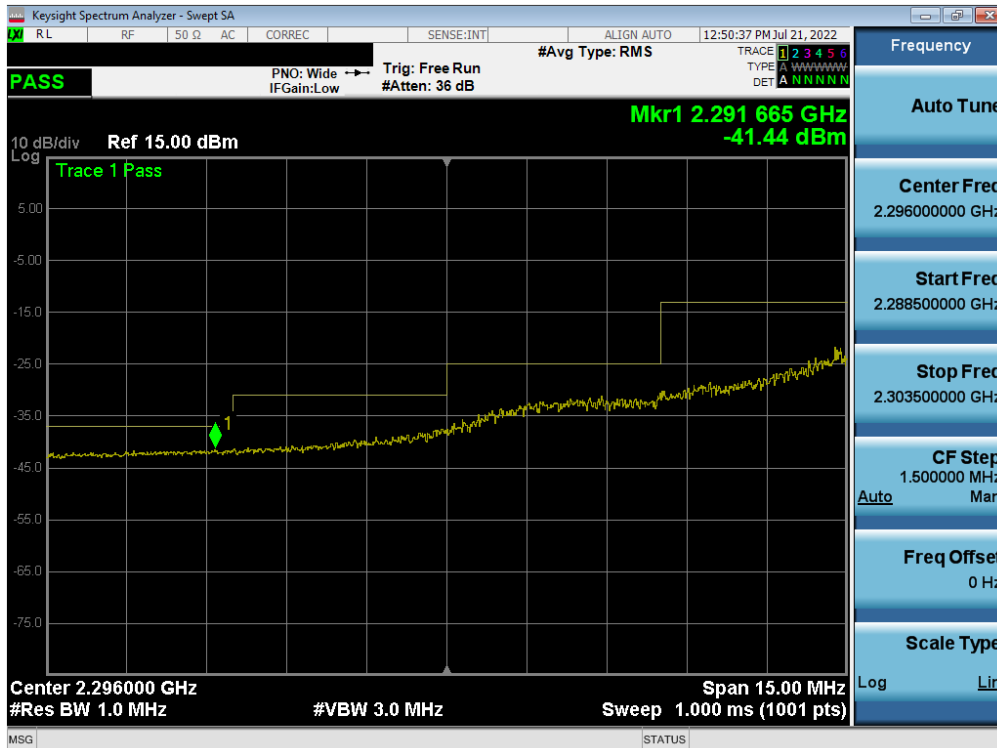
1. Per 27.53(h), in the 1 MHz bands immediately outside and adjacent to the frequency block a resolution bandwidth of at least one percent of the emission bandwidth of the fundamental emission of the transmitter may be employed to demonstrate compliance with the out-of-band emissions limit. The emission bandwidth is defined as the width of the signal between two points, one below the carrier center frequency and one above the carrier center frequency, outside of which all emission are attenuated at least 26 dB below the transmitter power.
2. Per 27.53(a)(5) in the 1 MHz bands immediately outside and adjacent to the channel blocks at 2305, 2310, 2315, 2320, 2345, 2350, 2355, and 2360 MHz, a resolution bandwidth of at least 1 percent of the emission bandwidth of the fundamental emission of the transmitter may be employed. A narrower resolution bandwidth is permitted in all cases to improve measurement accuracy provided the measured power is integrated over the full required measurement bandwidth (i.e., 1 MHz). The emission bandwidth is defined as the width of the signal between two points, one below the carrier center frequency and one above the carrier center frequency, outside of which all emissions are attenuated at least 26 dB below the transmitter power.
3. Per 27.53(m) for operations in the BRS/EBS bands, the attenuation factor shall be not less than  $40 + 10 \log (P)$  dB on all frequencies between the channel edge and 5 megahertz from the channel edge,  $43 + 10 \log (P)$  dB on all frequencies between 5 megahertz and X megahertz from the channel edge, and  $55 + 10 \log (P)$  dB on all frequencies more than X megahertz from the channel edge, where X is the greater of 6 megahertz or the actual emission bandwidth. In addition, the attenuation factor shall not be less that  $43 + 10 \log (P)$  dB on all frequencies between 2490.5 MHz and 2496 MHz and  $55 + 10 \log (P)$  dB at or below 2490.5 MHz.
4. For NR operation, all subcarrier spacings (SCS) and transmission schemes (e.g. CP-OFDM and DFT-s-OFDM) were investigated to determine the worst case configuration. All modes of operation were investigated and the worst case configuration results are reported in this section.

<b>FCC ID:</b> BCGA2764	 <b>PART 27 MEASUREMENT REPORT</b>		<b>Approved by:</b> Technical Manager
<b>Test Report S/N:</b> 1C2205090028-04-R2.BCG	<b>Test Dates:</b> 5/30/2022 – 10/5/2022	<b>EUT Type:</b> Tablet Device	Page 130 of 278

# LTE Band 30

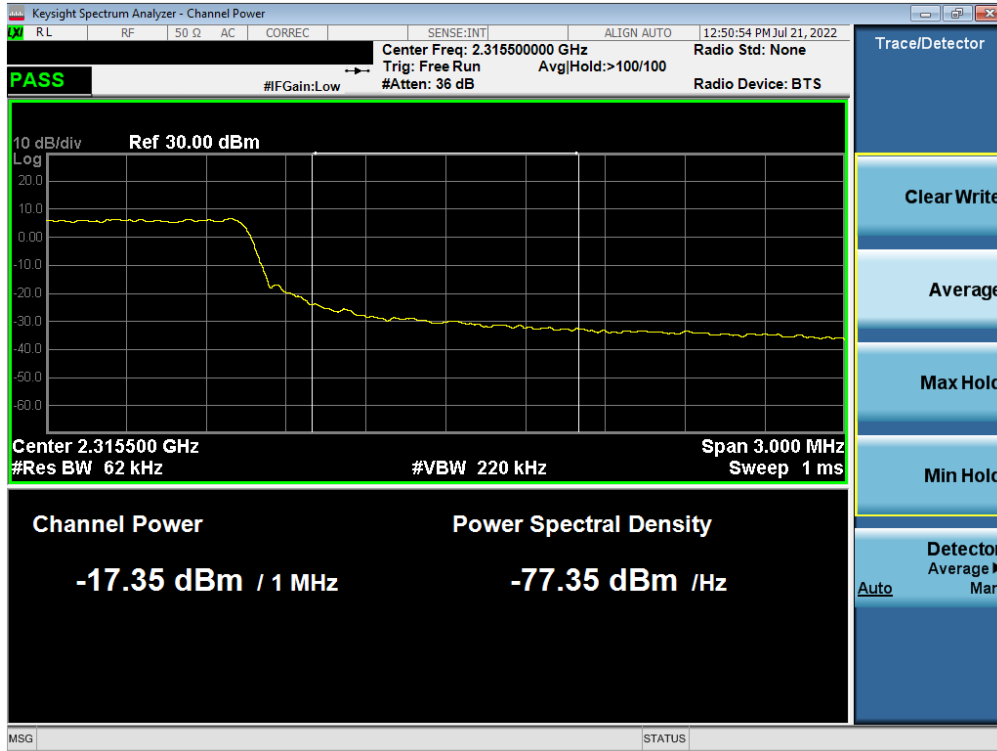


Plot 7-211. Lower Band Edge Plot (LTE Band 30 - 5MHz QPSK – Full RB)

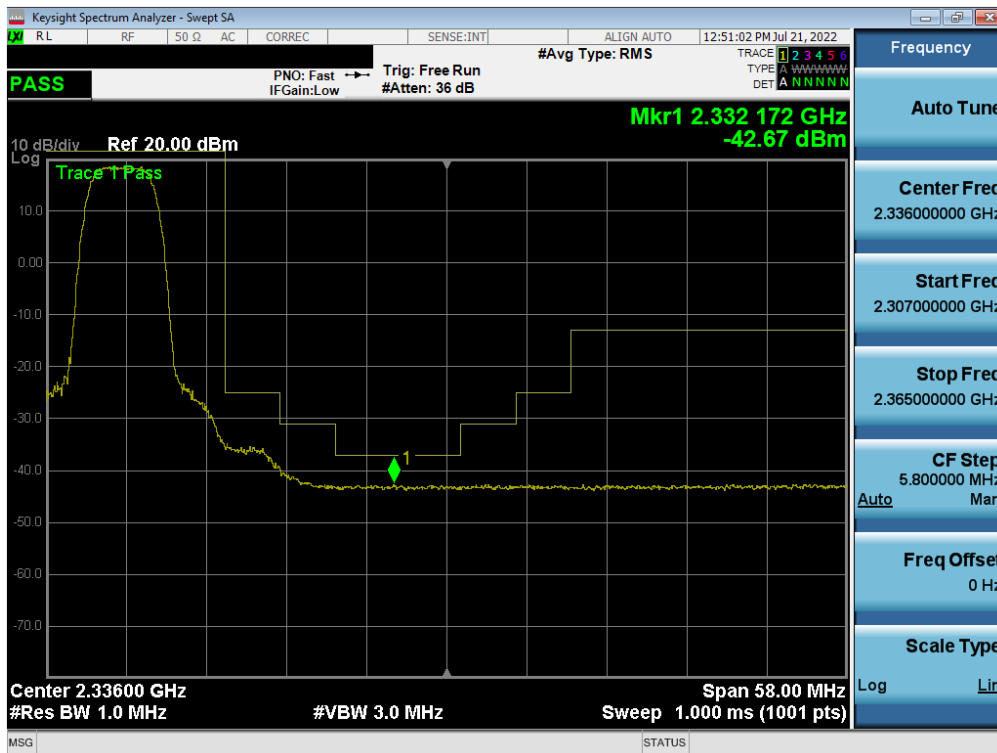


Plot 7-212. Extended Lower Band Edge Plot (LTE Band 30 - 5MHz QPSK – Full RB)

FCC ID: BCGA2764	PART 27 MEASUREMENT REPORT	Approved by: Technical Manager
Test Report S/N: 1C2205090028-04-R2.BCG	Test Dates: 5/30/2022 – 10/5/2022	EUT Type: Tablet Device
		Page 131 of 278



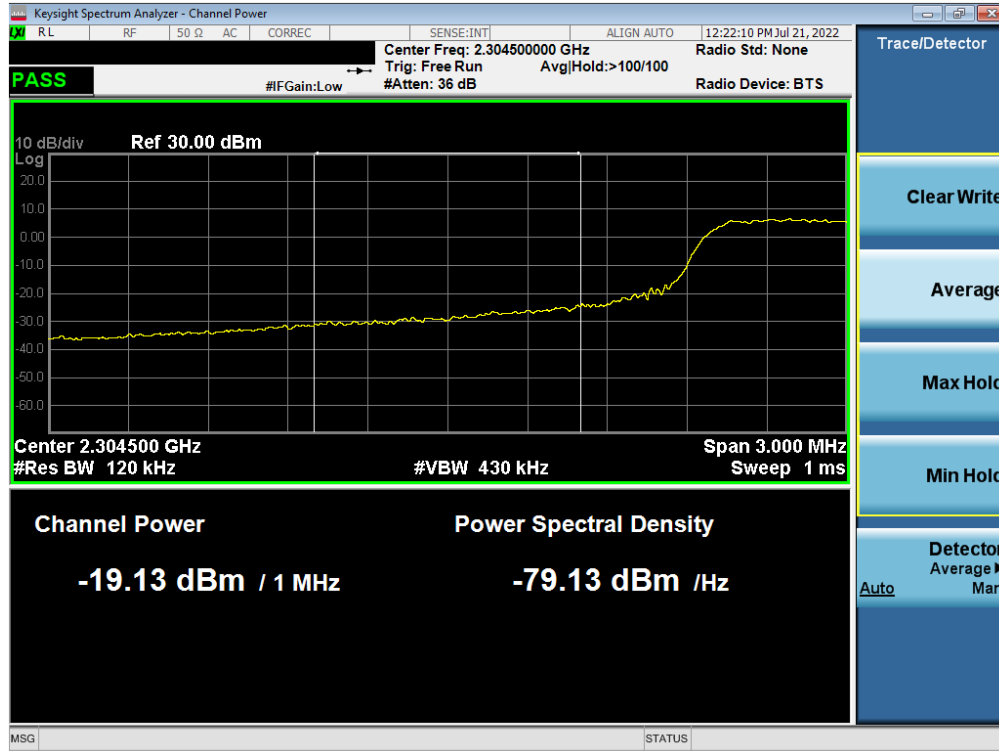
Plot 7-213. Upper Band Edge Plot (LTE Band 30 - 5MHz QPSK – Full RB)



Plot 7-214. Extended Upper Band Edge Plot (LTE Band 30 - 5MHz QPSK – Full RB)

FCC ID: BCGA2764	PART 27 MEASUREMENT REPORT	Approved by: Technical Manager
Test Report S/N: 1C2205090028-04-R2.BCG	Test Dates: 5/30/2022 – 10/5/2022	EUT Type: Tablet Device
		Page 132 of 278



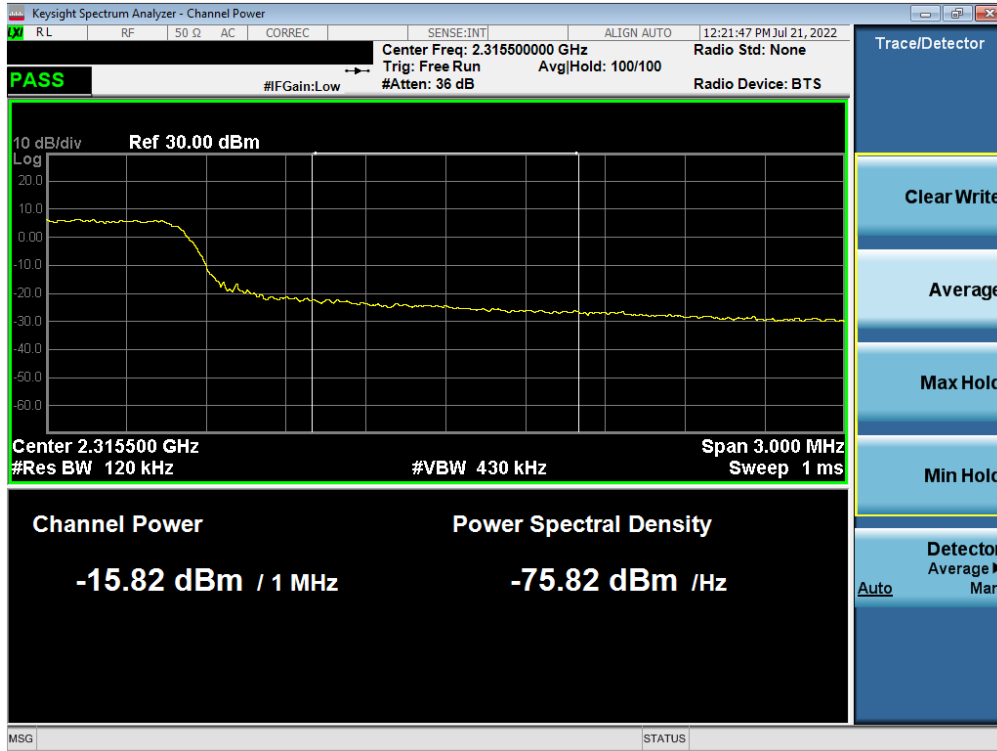


Plot 7-215. Lower Band Edge Plot (LTE Band 30 - 10MHz QPSK – Full RB)

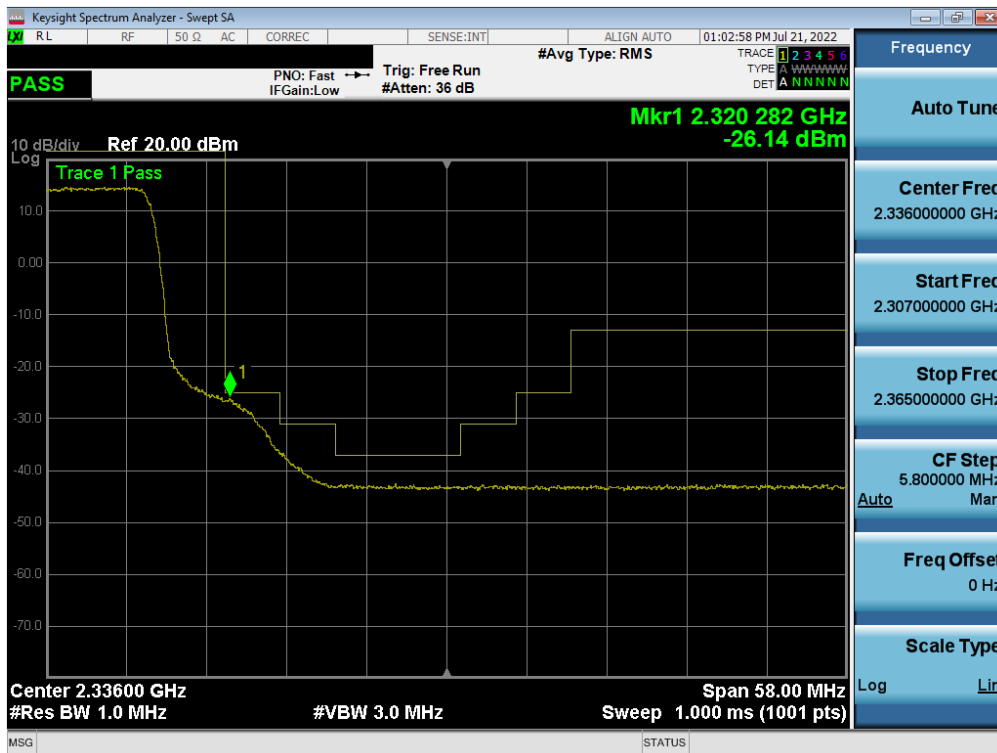


Plot 7-216. Extended Lower Band Edge Plot (LTE Band 30 - 10MHz QPSK – Full RB)

FCC ID: BCGA2764	PART 27 MEASUREMENT REPORT	Approved by: Technical Manager
Test Report S/N: 1C2205090028-04-R2.BCG	Test Dates: 5/30/2022 – 10/5/2022	EUT Type: Tablet Device
		Page 133 of 278



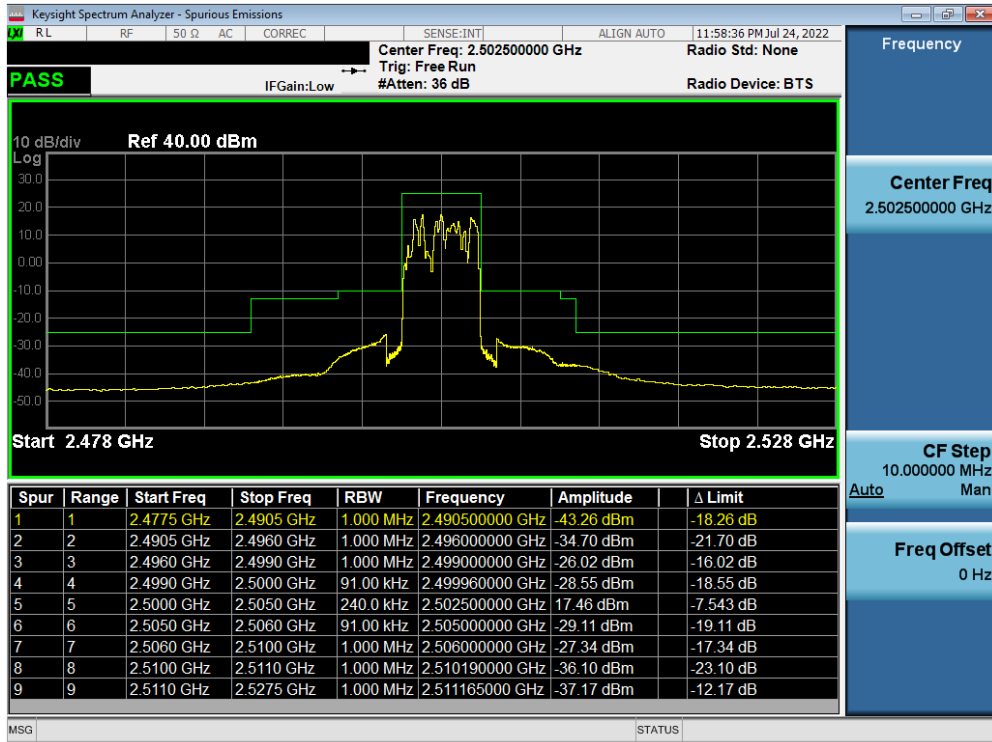
Plot 7-217. Upper Band Edge Plot (LTE Band 30 - 10MHz QPSK – Full RB)



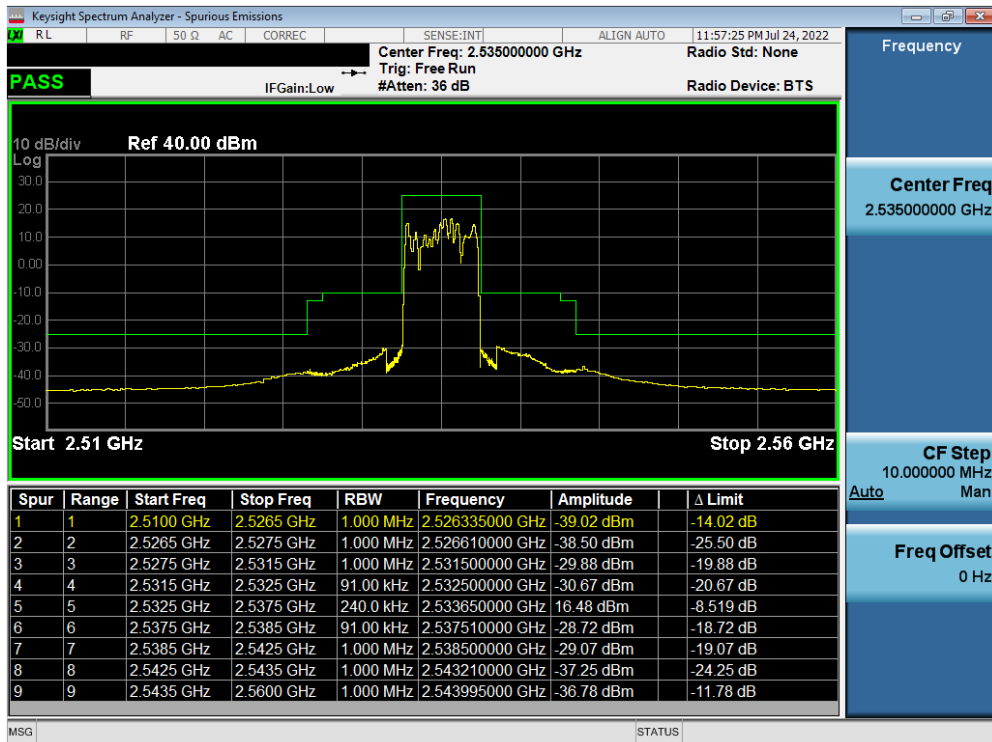
Plot 7-218. Extended Upper Band Edge Plot (LTE Band 30 - 10MHz QPSK – Full RB)

FCC ID: BCGA2764	PART 27 MEASUREMENT REPORT	Approved by: Technical Manager
Test Report S/N: 1C2205090028-04-R2.BCG	Test Dates: 5/30/2022 – 10/5/2022	EUT Type: Tablet Device
		Page 134 of 278

# LTE Band 7

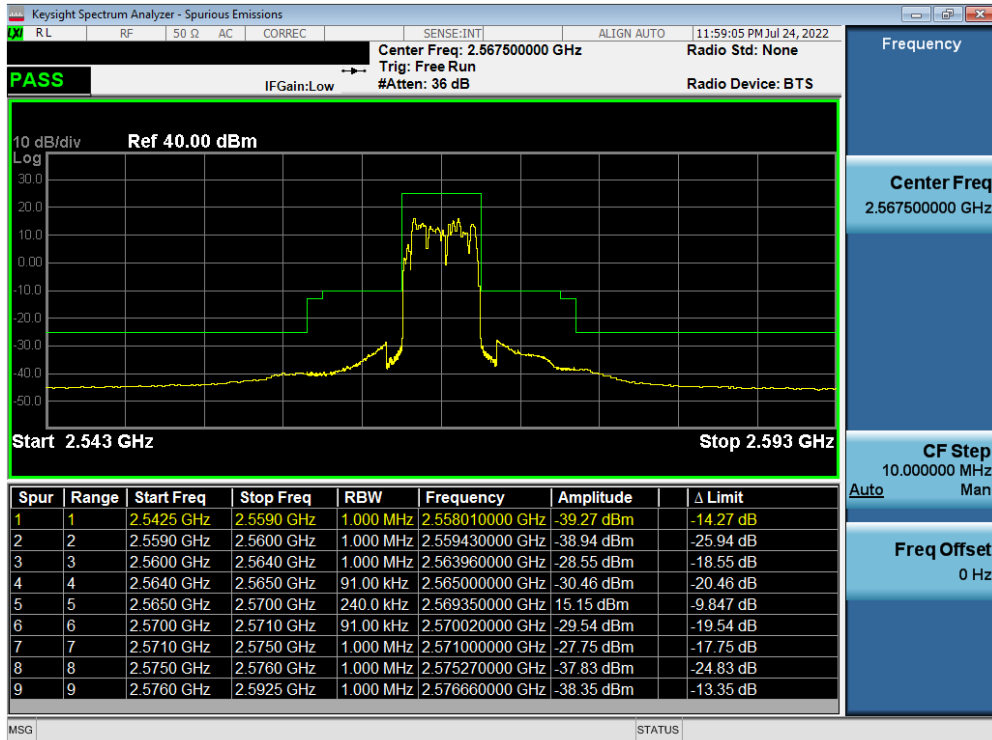


Plot 7-219. Lower ACP Plot (LTE Band 7 - 5MHz QPSK – Full RB)

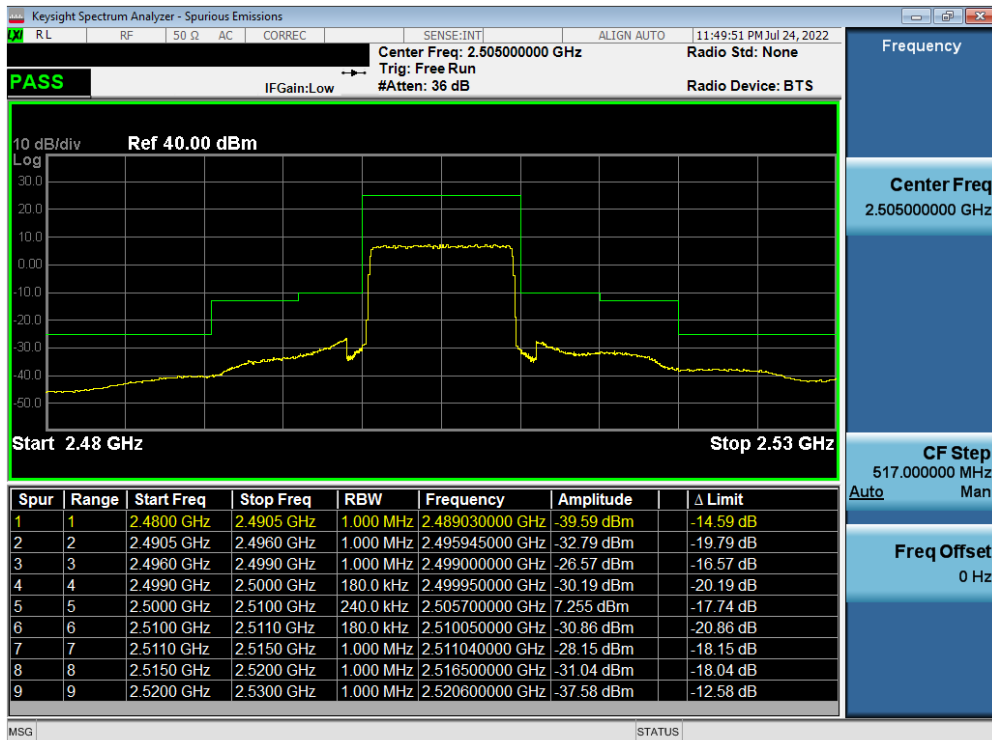


Plot 7-220. Middle ACP Plot (LTE Band 7 - 5MHz QPSK – Full RB)

FCC ID: BCGA2764	PART 27 MEASUREMENT REPORT	Approved by: Technical Manager
Test Report S/N: 1C2205090028-04-R2.BCG	Test Dates: 5/30/2022 – 10/5/2022	EUT Type: Tablet Device
		Page 135 of 278

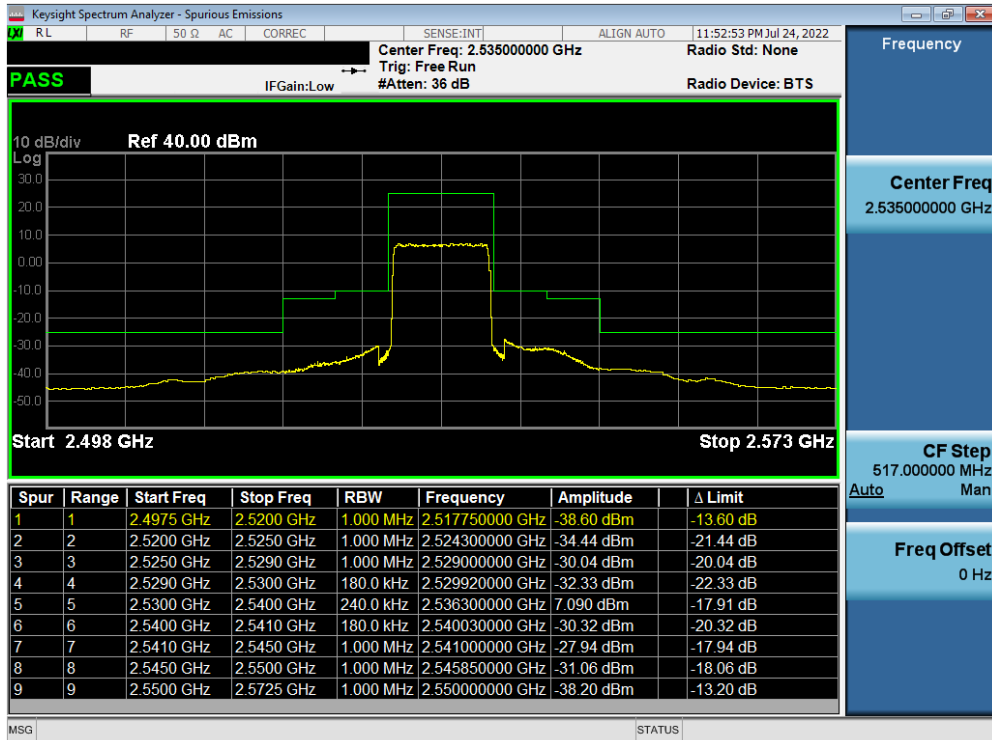


Plot 7-221. Upper ACP Plot (LTE Band 7 - 5MHz QPSK – Full RB)



Plot 7-222. Lower ACP Plot (LTE Band 7 - 10MHz QPSK – Full RB)

FCC ID: BCGA2764	PART 27 MEASUREMENT REPORT	Approved by: Technical Manager
Test Report S/N: 1C2205090028-04-R2.BCG	Test Dates: 5/30/2022 – 10/5/2022	EUT Type: Tablet Device
		Page 136 of 278

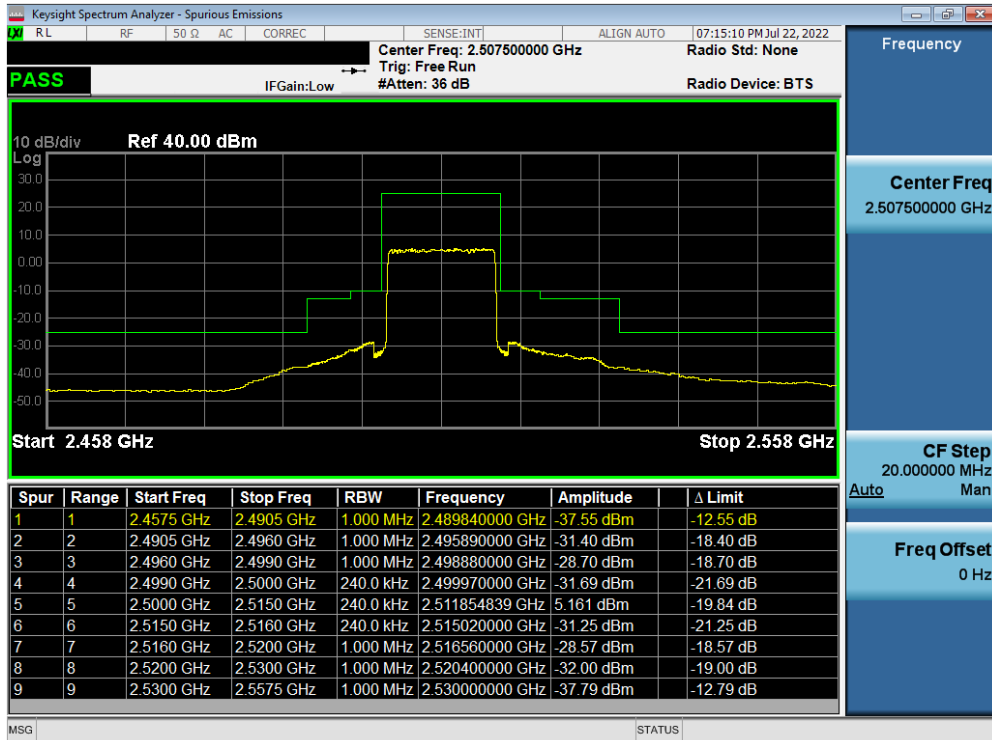


Plot 7-223. Middle ACP Plot (LTE Band 7 - 10MHz QPSK – Full RB)

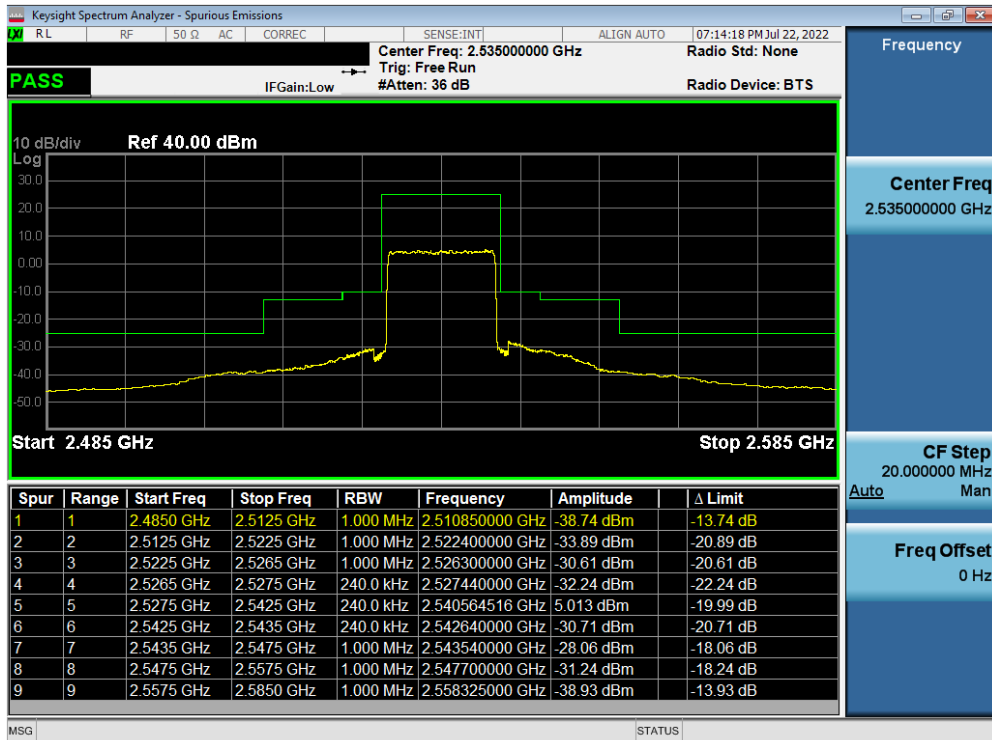


Plot 7-224. Upper ACP Plot (LTE Band 7 - 10MHz QPSK – Full RB)

FCC ID: BCGA2764	PART 27 MEASUREMENT REPORT	Approved by: Technical Manager
Test Report S/N: 1C2205090028-04-R2.BCG	Test Dates: 5/30/2022 – 10/5/2022	EUT Type: Tablet Device
		Page 137 of 278

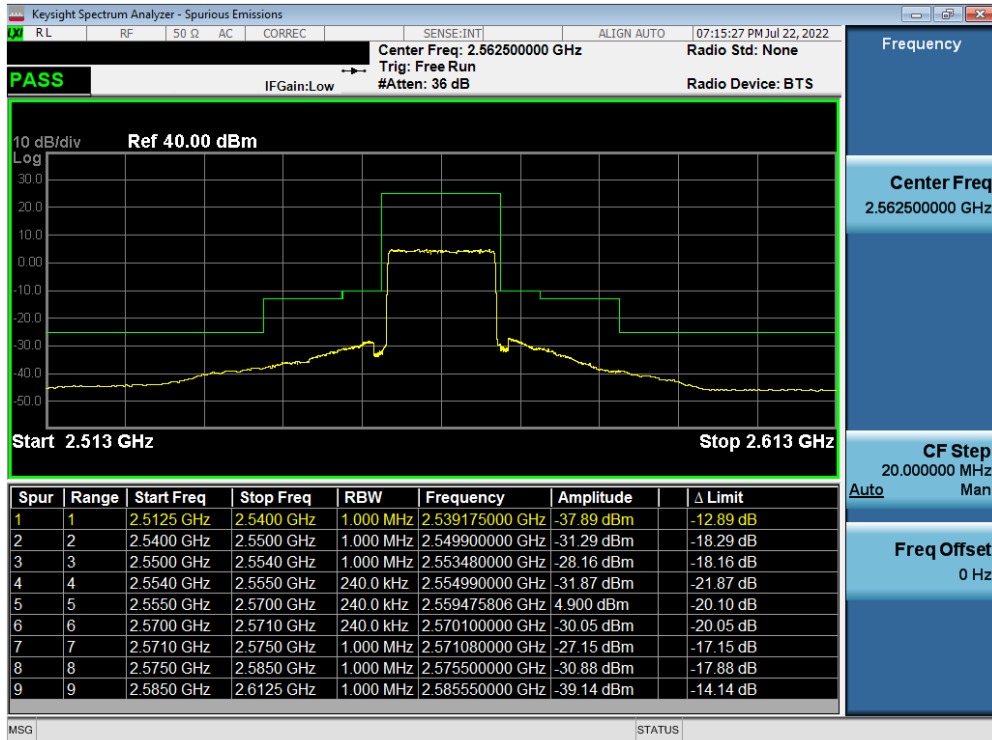


Plot 7-225. Lower ACP Plot (LTE Band 7 - 15MHz QPSK – Full RB)

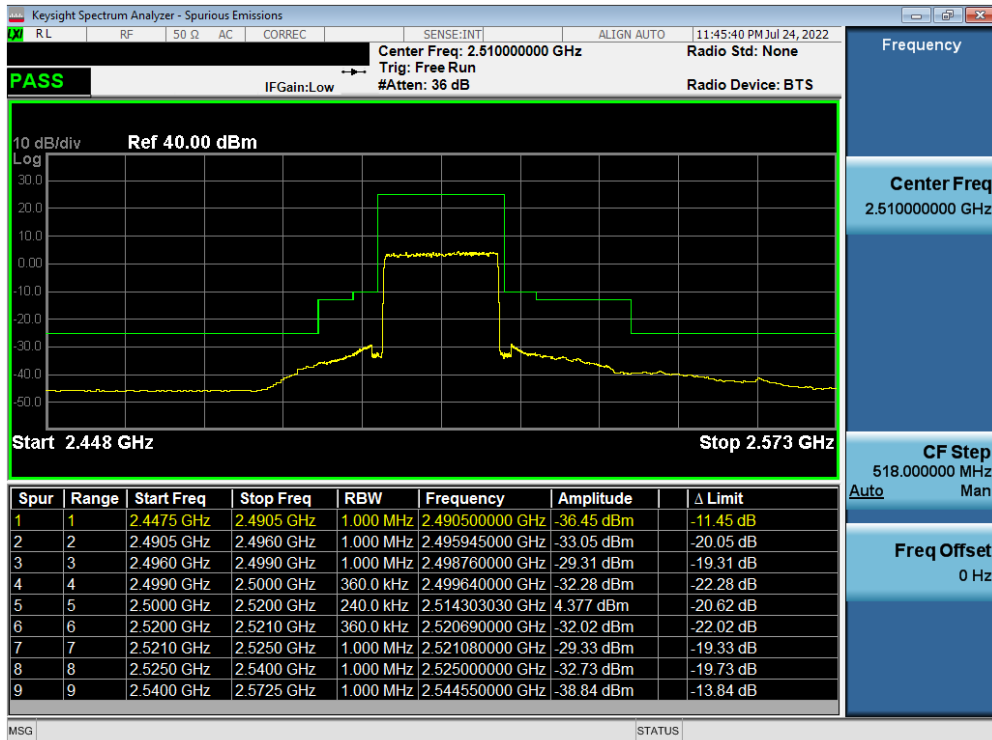


Plot 7-226. Middle ACP Plot (LTE Band 7 - 15MHz QPSK – Full RB)

FCC ID: BCGA2764	PART 27 MEASUREMENT REPORT	Approved by: Technical Manager
Test Report S/N: 1C2205090028-04-R2.BCG	Test Dates: 5/30/2022 – 10/5/2022	EUT Type: Tablet Device
		Page 138 of 278

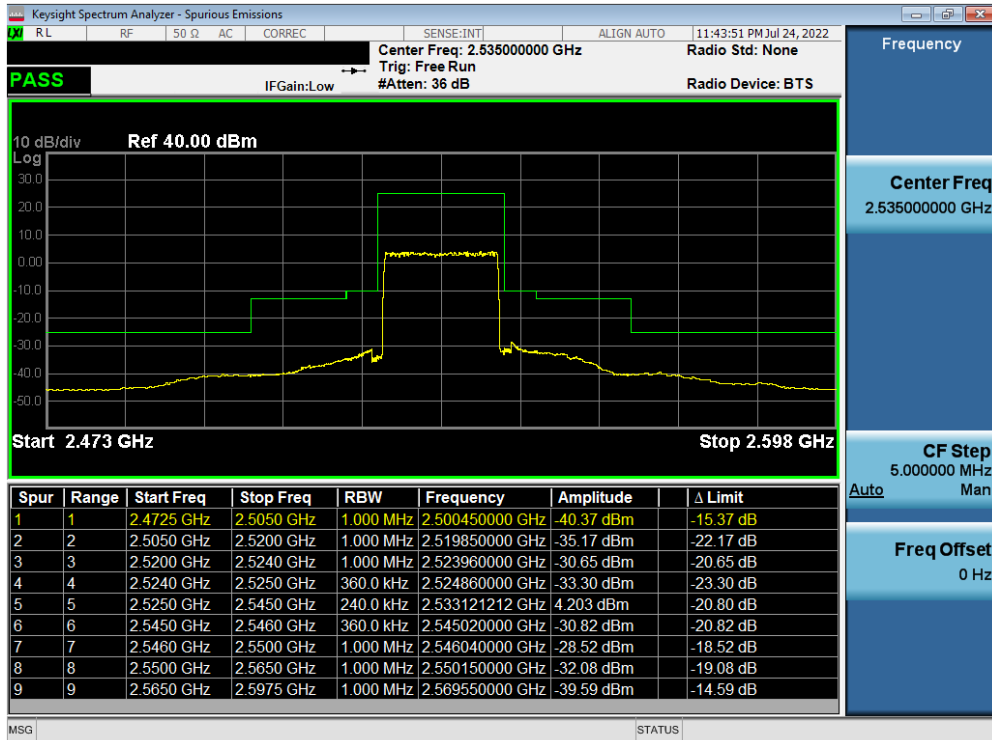


Plot 7-227. Upper ACP Plot (LTE Band 7 - 15MHz QPSK – Full RB)

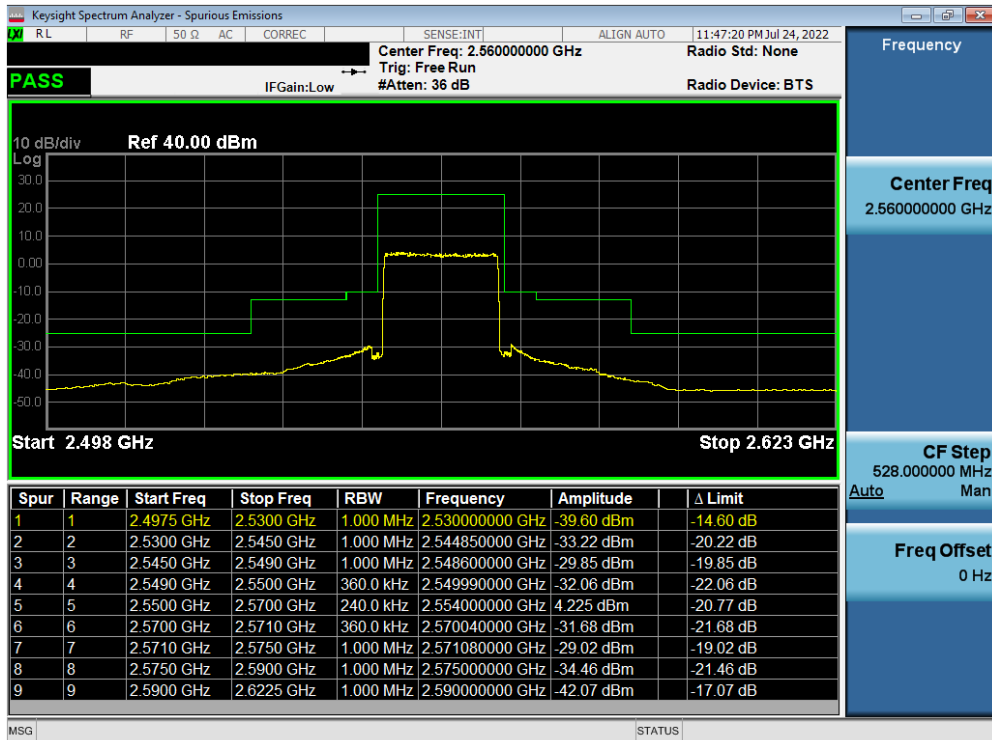


Plot 7-228. Lower ACP Plot (LTE Band 7 - 20MHz QPSK – Full RB)

FCC ID: BCGA2764	PART 27 MEASUREMENT REPORT	Approved by: Technical Manager
Test Report S/N: 1C2205090028-04-R2.BCG	Test Dates: 5/30/2022 – 10/5/2022	EUT Type: Tablet Device
		Page 139 of 278



Plot 7-229. Middle ACP Plot (LTE Band 7 - 20MHz QPSK - Full RB)

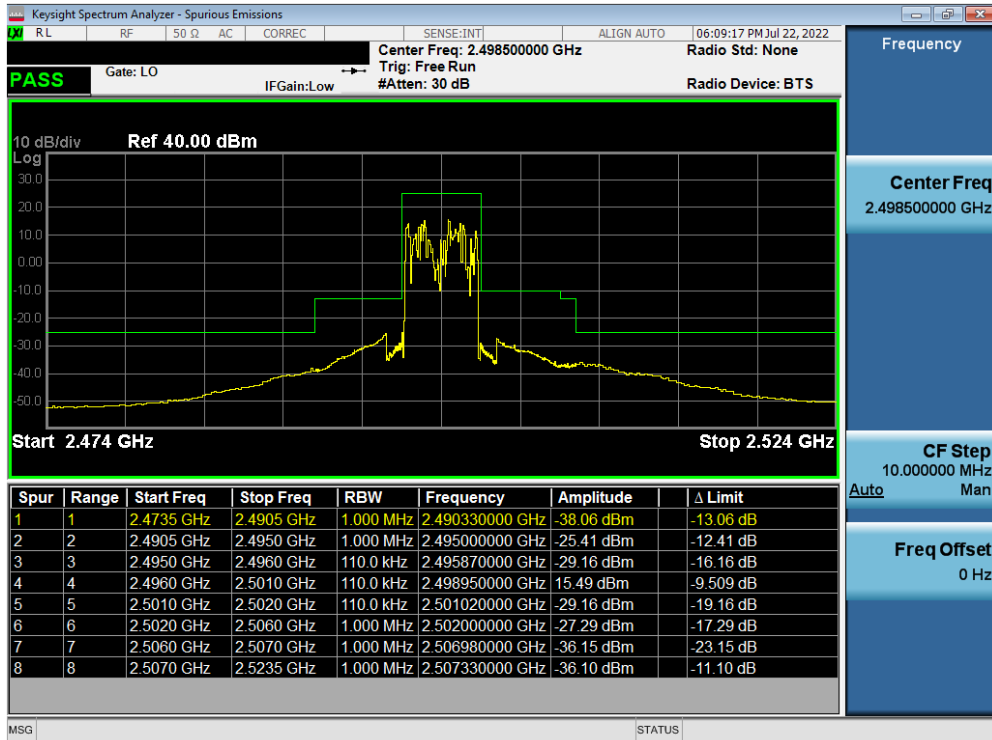


Plot 7-230. Upper ACP Plot (LTE Band 7 - 20MHz QPSK - Full RB)

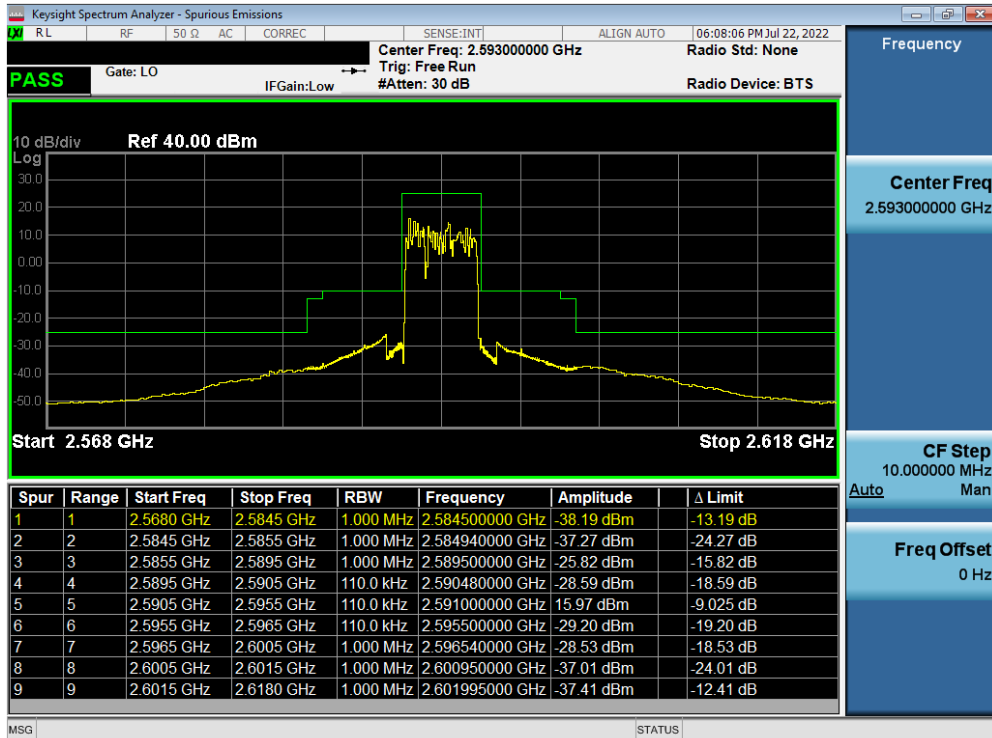
FCC ID: BCGA2764	PART 27 MEASUREMENT REPORT	Approved by: Technical Manager
Test Report S/N: 1C2205090028-04-R2.BCG	Test Dates: 5/30/2022 - 10/5/2022	EUT Type: Tablet Device
		Page 140 of 278



# LTE Band 41

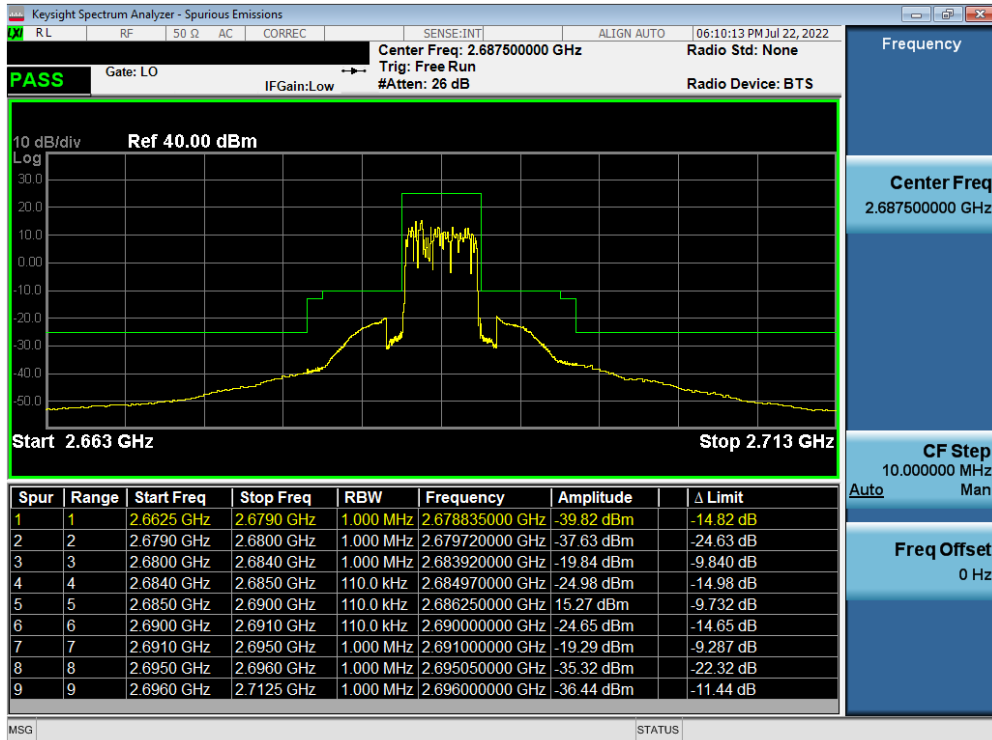


Plot 7-231. Lower ACP Plot (LTE Band 41 - 5MHz QPSK – Full RB)

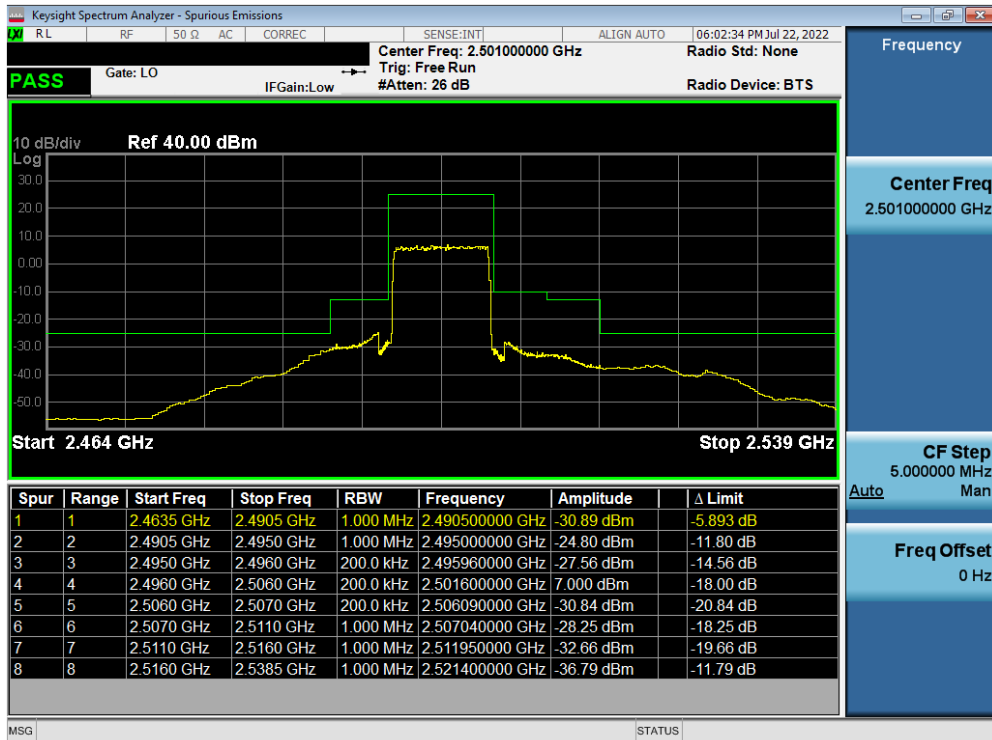


Plot 7-232. Middle ACP Plot (LTE Band 41 - 5MHz QPSK – Full RB)

FCC ID: BCGA2764	PART 27 MEASUREMENT REPORT		Approved by: Technical Manager
Test Report S/N: 1C2205090028-04-R2.BCG	Test Dates: 5/30/2022 – 10/5/2022	EUT Type: Tablet Device	Page 141 of 278

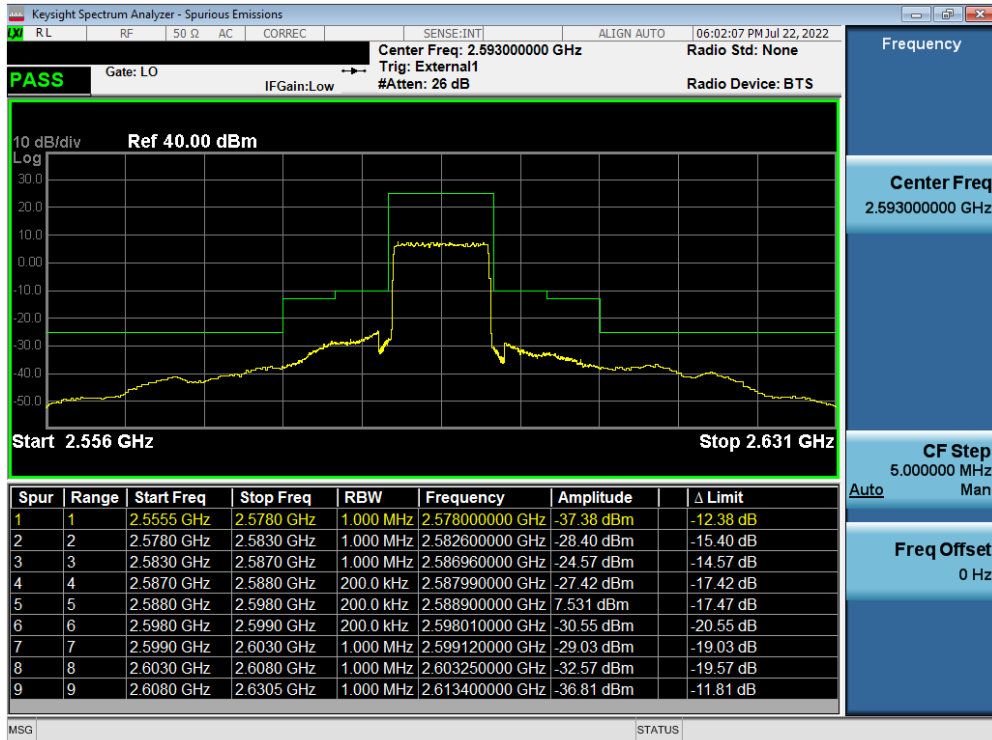


Plot 7-233. Upper ACP Plot (LTE Band 41 - 5MHz QPSK – Full RB)

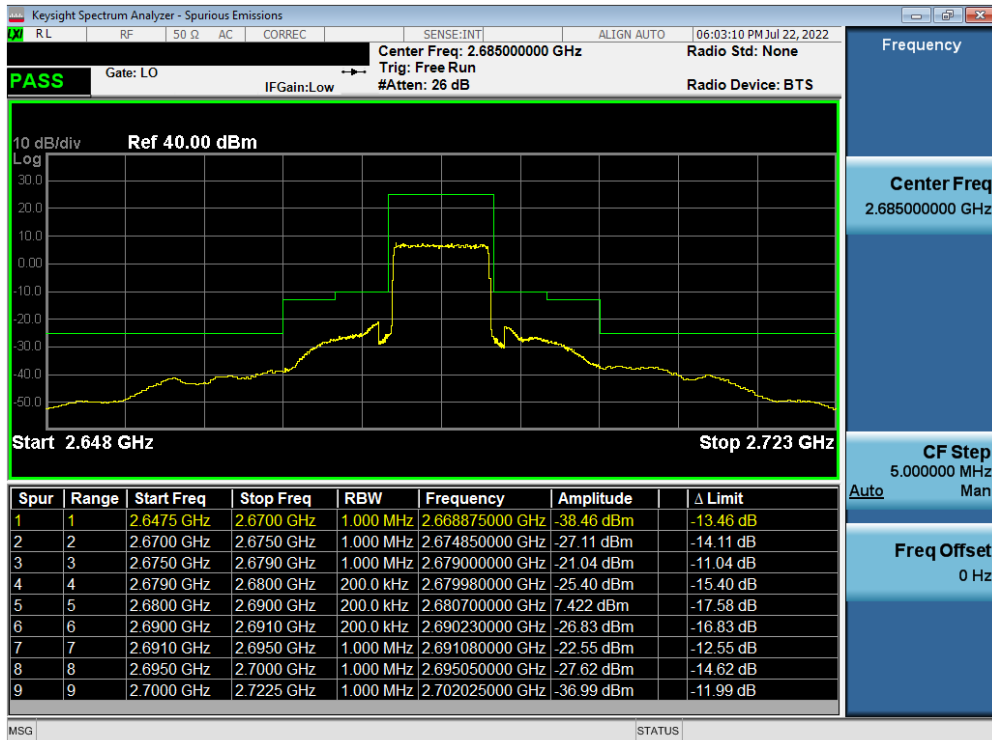


Plot 7-234. Lower ACP Plot (LTE Band 41 - 10MHz QPSK – Full RB)

FCC ID: BCGA2764	PART 27 MEASUREMENT REPORT	Approved by: Technical Manager
Test Report S/N: 1C2205090028-04-R2.BCG	Test Dates: 5/30/2022 – 10/5/2022	EUT Type: Tablet Device
		Page 142 of 278



Plot 7-235. Middle ACP Plot (LTE Band 41 - 10MHz QPSK – Full RB)



Plot 7-236. Upper ACP Plot (LTE Band 41 - 10MHz QPSK – Full RB)

FCC ID: BCGA2764	PART 27 MEASUREMENT REPORT	Approved by: Technical Manager
Test Report S/N: 1C2205090028-04-R2.BCG	Test Dates: 5/30/2022 – 10/5/2022	EUT Type: Tablet Device
		Page 143 of 278

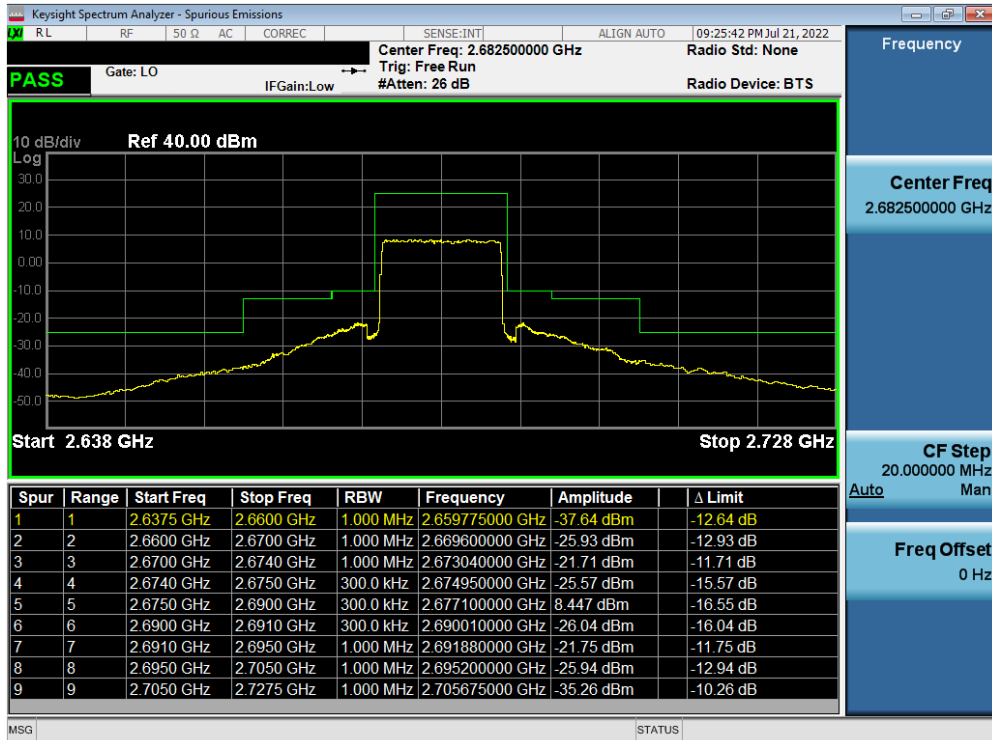


Plot 7-237. Lower ACP Plot (LTE Band 41 - 15MHz QPSK – Full RB)



Plot 7-238. Middle ACP Plot (LTE Band 41 - 15MHz QPSK – Full RB)

FCC ID: BCGA2764	PART 27 MEASUREMENT REPORT	Approved by: Technical Manager
Test Report S/N: 1C2205090028-04-R2.BCG	Test Dates: 5/30/2022 – 10/5/2022	EUT Type: Tablet Device
		Page 144 of 278



Plot 7-239. Upper ACP Plot (LTE Band 41 - 15MHz QPSK – Full RB)

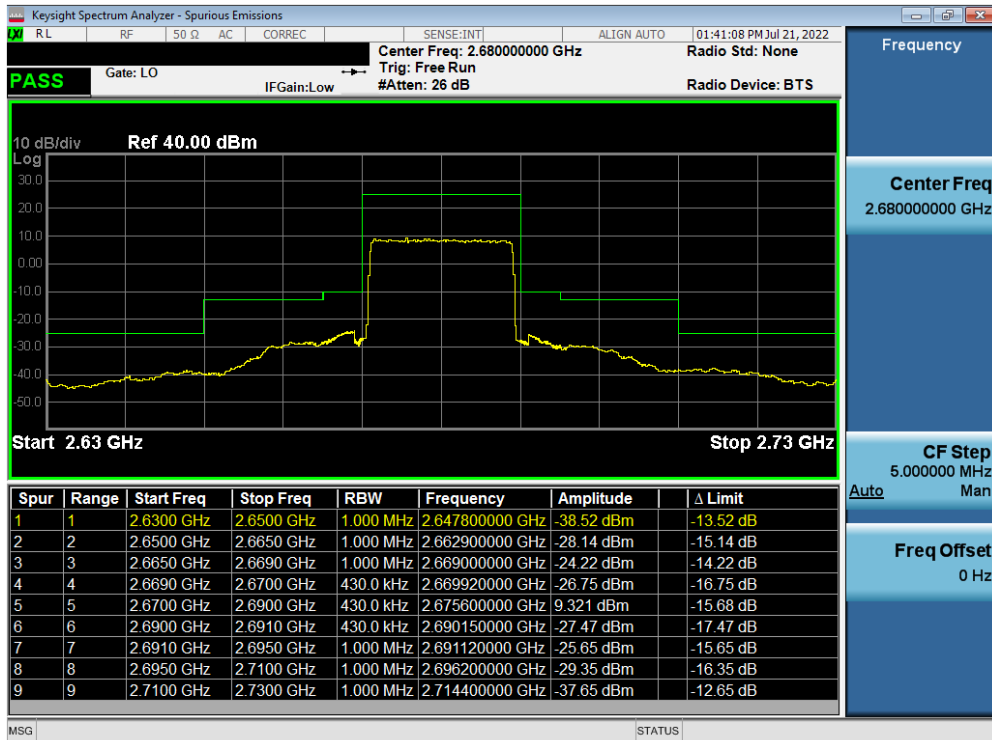


Plot 7-240. Lower ACP Plot (LTE Band 41 - 20MHz QPSK – Full RB)

FCC ID: BCGA2764	PART 27 MEASUREMENT REPORT	Approved by: Technical Manager
Test Report S/N: 1C2205090028-04-R2.BCG	Test Dates: 5/30/2022 – 10/5/2022	EUT Type: Tablet Device
		Page 145 of 278



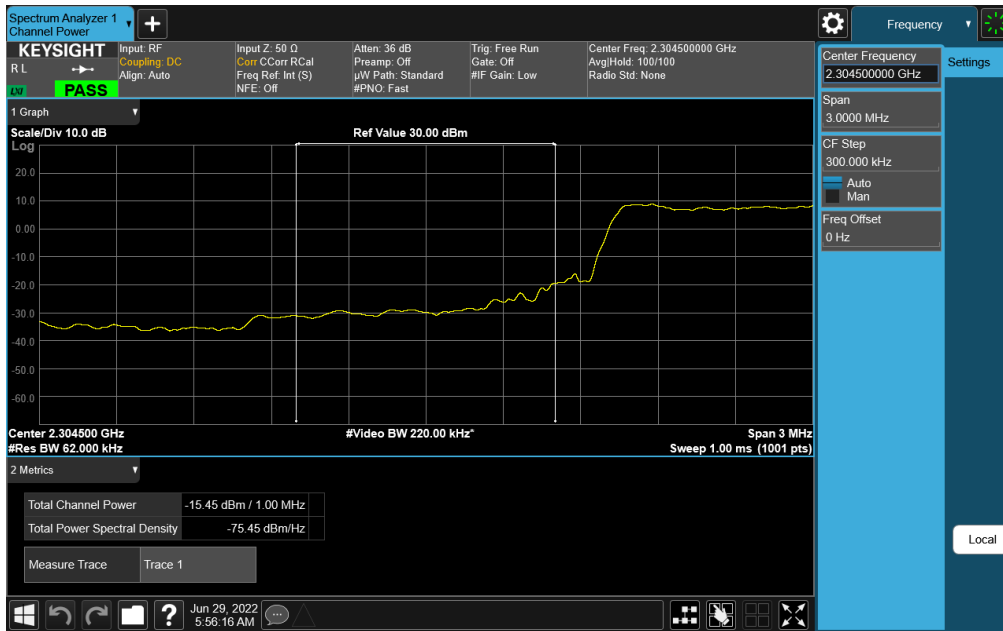
Plot 7-241. Middle ACP Plot (LTE Band 41 - 20MHz QPSK – Full RB)



Plot 7-242. Upper ACP Plot (LTE Band 41 - 20MHz QPSK – Full RB)

FCC ID: BCGA2764	PART 27 MEASUREMENT REPORT	Approved by: Technical Manager
Test Report S/N: 1C2205090028-04-R2.BCG	Test Dates: 5/30/2022 – 10/5/2022	EUT Type: Tablet Device
		Page 146 of 278

# NR Band n30

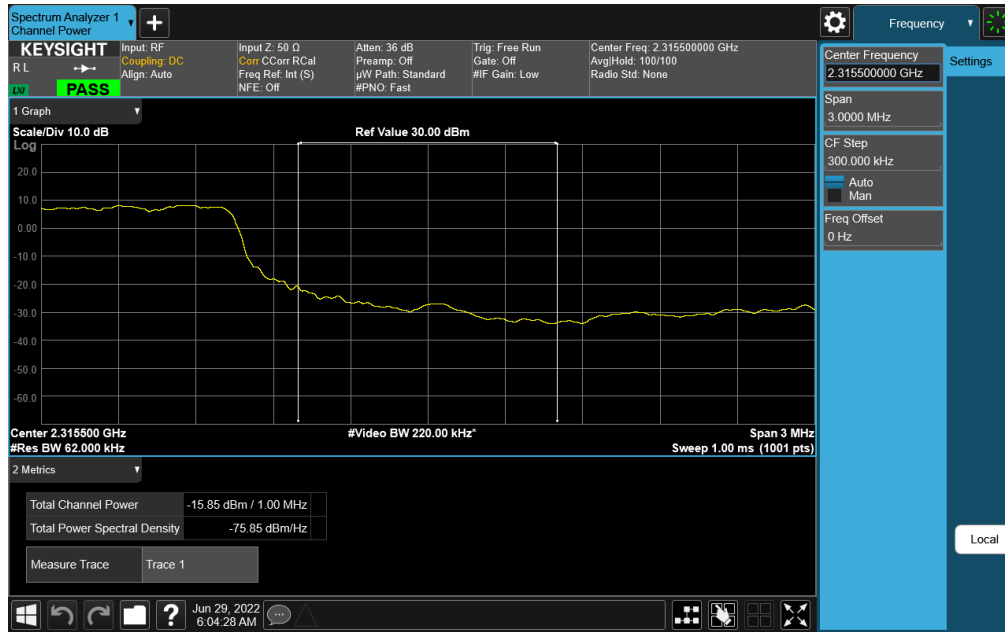


Plot 7-243. Lower Band Edge Plot (NR Band n30 - 5MHz DFT-s-OFDM  $\pi/2$  BPSK – Full RB)

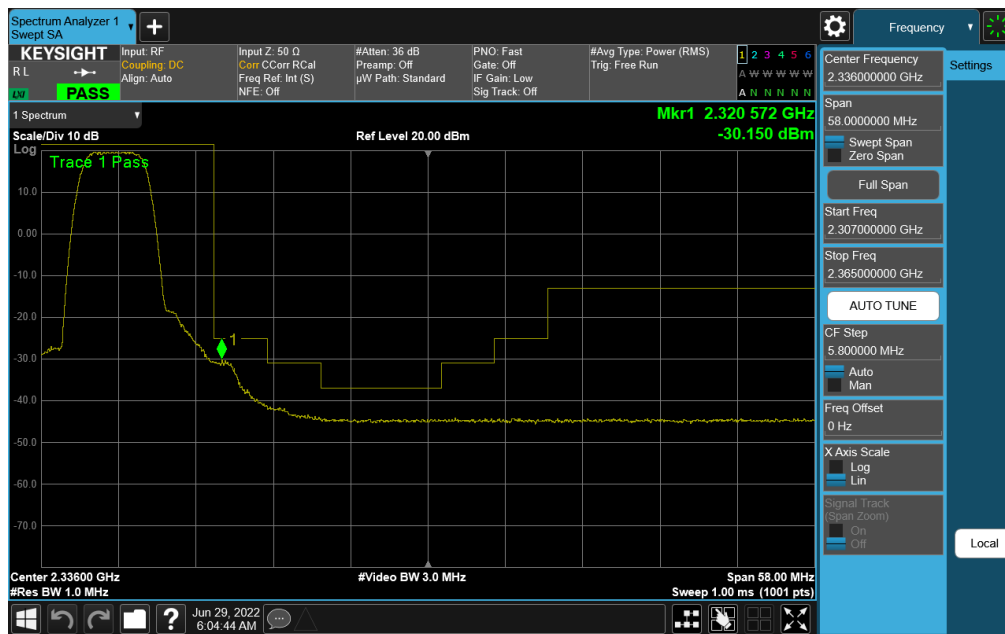


Plot 7-244. Extended Lower Band Edge Plot (NR Band n30 - 5MHz DFT-s-OFDM QPSK – Full RB)

FCC ID: BCGA2764	PART 27 MEASUREMENT REPORT	Approved by: Technical Manager
Test Report S/N: 1C2205090028-04-R2.BCG	Test Dates: 5/30/2022 – 10/5/2022	EUT Type: Tablet Device
		Page 147 of 278



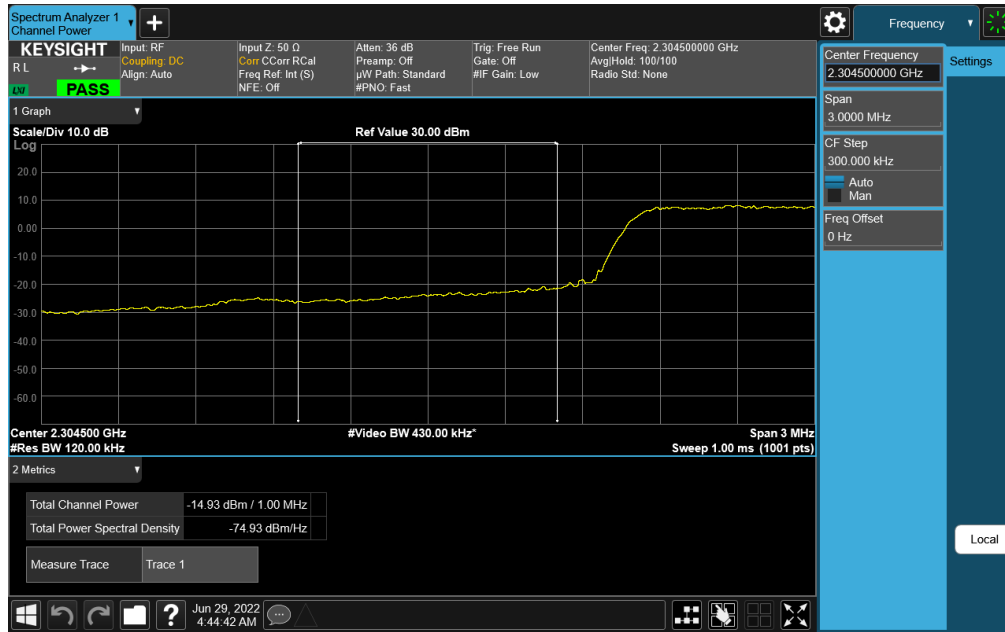
Plot 7-245. Upper Band Edge Plot (NR Band n30 - 5MHz DFT-s-OFDM QPSK – Full RB)



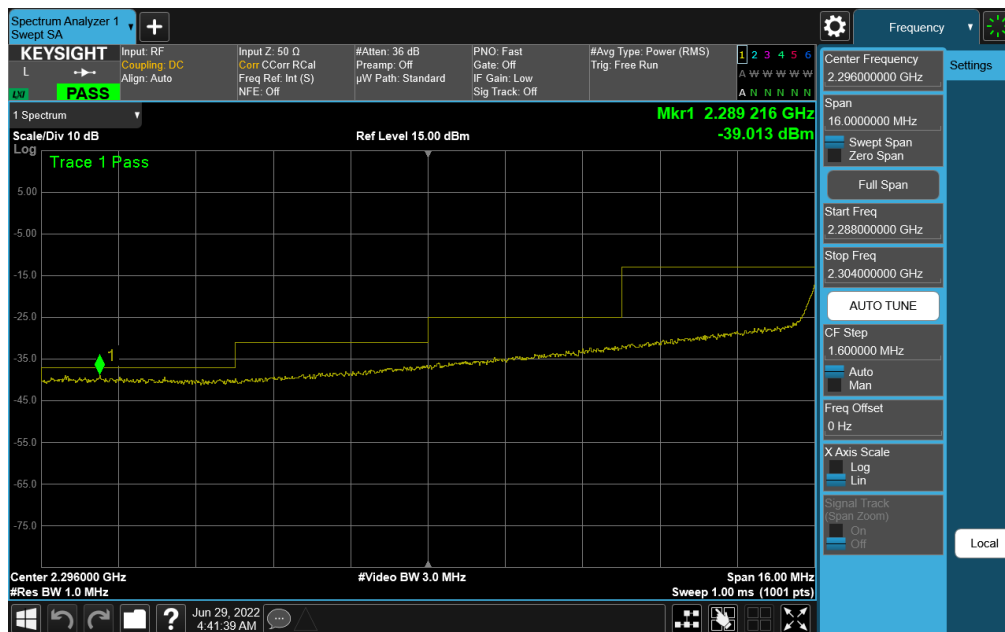
Plot 7-246. Extended Upper Band Edge Plot (NR Band n30 - 5MHz DFT-s-OFDM  $\pi/2$  BPSK – Full RB)

FCC ID: BCGA2764	PART 27 MEASUREMENT REPORT		Approved by: Technical Manager
Test Report S/N: 1C2205090028-04-R2.BCG	Test Dates: 5/30/2022 – 10/5/2022	EUT Type: Tablet Device	Page 148 of 278



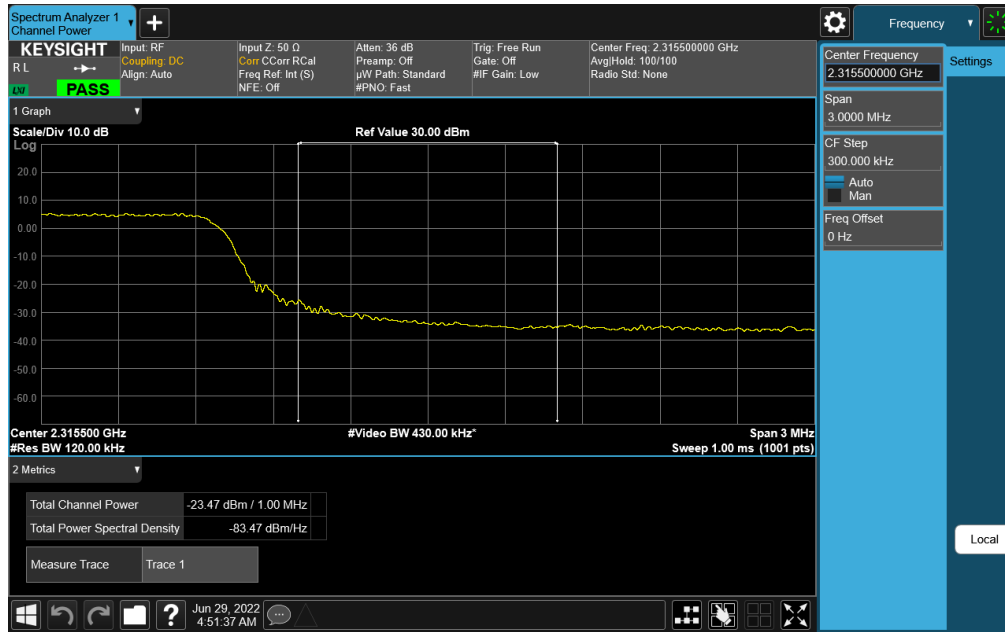


Plot 7-247. Lower Band Edge Plot (NR Band n30 - 10MHz DFT-s-OFDM  $\pi/2$  BPSK – Full RB)

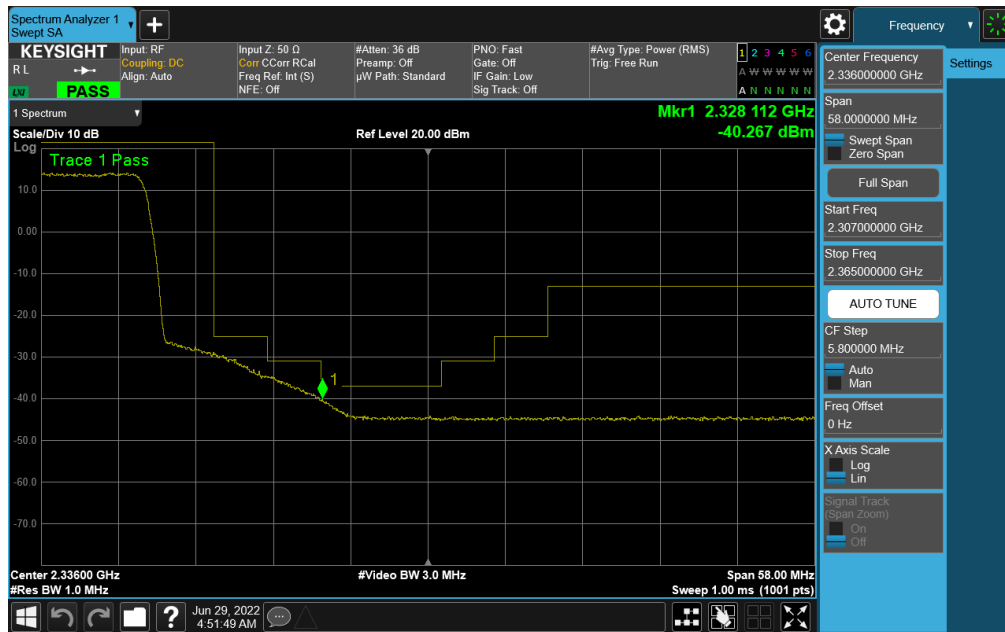


Plot 7-248. Extended Lower Band Edge Plot (NR Band n30 - 10MHz DFT-s-OFDM  $\pi/2$  BPSK – Full RB)

FCC ID: BCGA2764	<b>PART 27 MEASUREMENT REPORT</b>		Approved by: Technical Manager
Test Report S/N: 1C2205090028-04-R2.BCG	Test Dates: 5/30/2022 – 10/5/2022	EUT Type: Tablet Device	Page 149 of 278



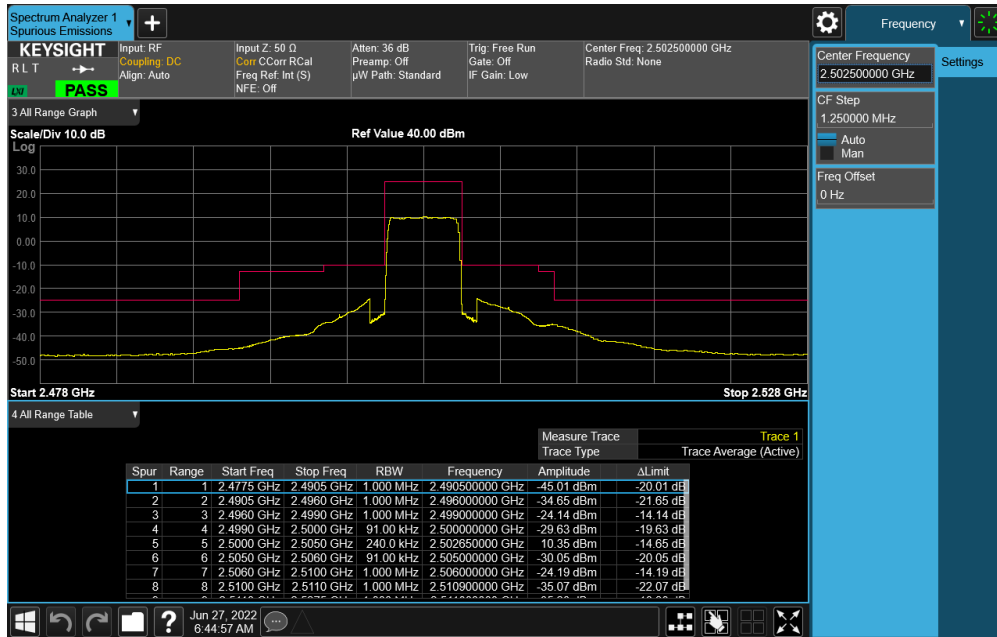
Plot 7-249. Upper Band Edge Plot (NR Band n30 - 10MHz DFT-s-OFDM  $\pi/2$  BPSK – Full RB)



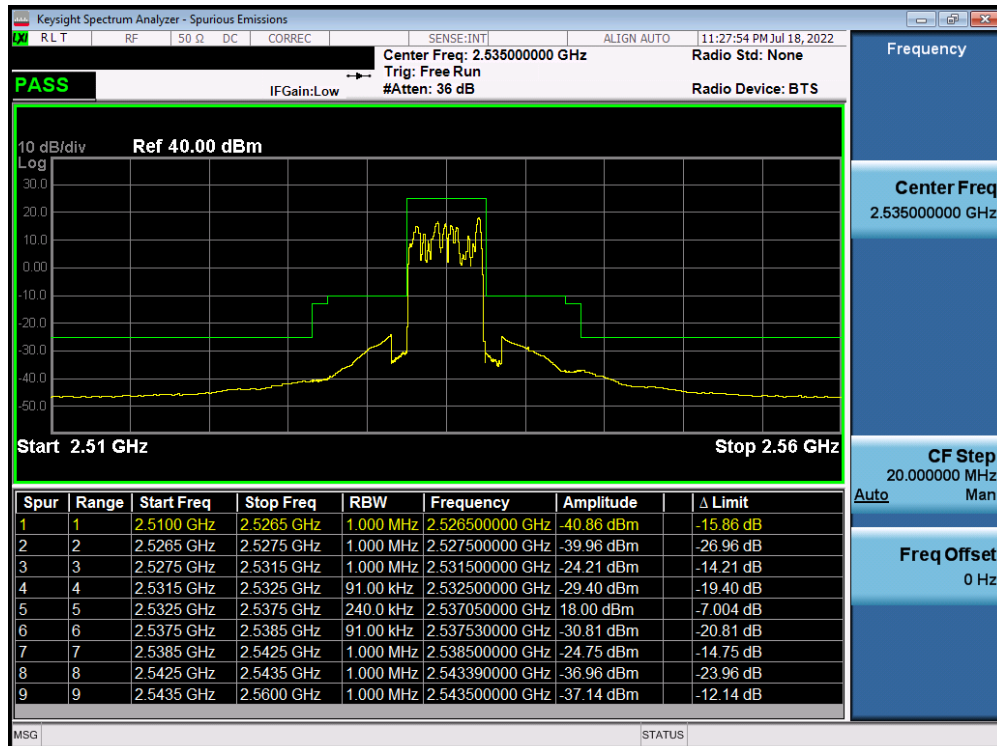
Plot 7-250. Extended Upper Band Edge Plot (NR Band n30 - 10MHz DFT-s-OFDM QPSK – Full RB)

FCC ID: BCGA2764	<b>PART 27 MEASUREMENT REPORT</b>		<b>Approved by:</b> Technical Manager
<b>Test Report S/N:</b> 1C2205090028-04-R2.BCG	<b>Test Dates:</b> 5/30/2022 – 10/5/2022	<b>EUT Type:</b> Tablet Device	Page 150 of 278

# NR Band n7

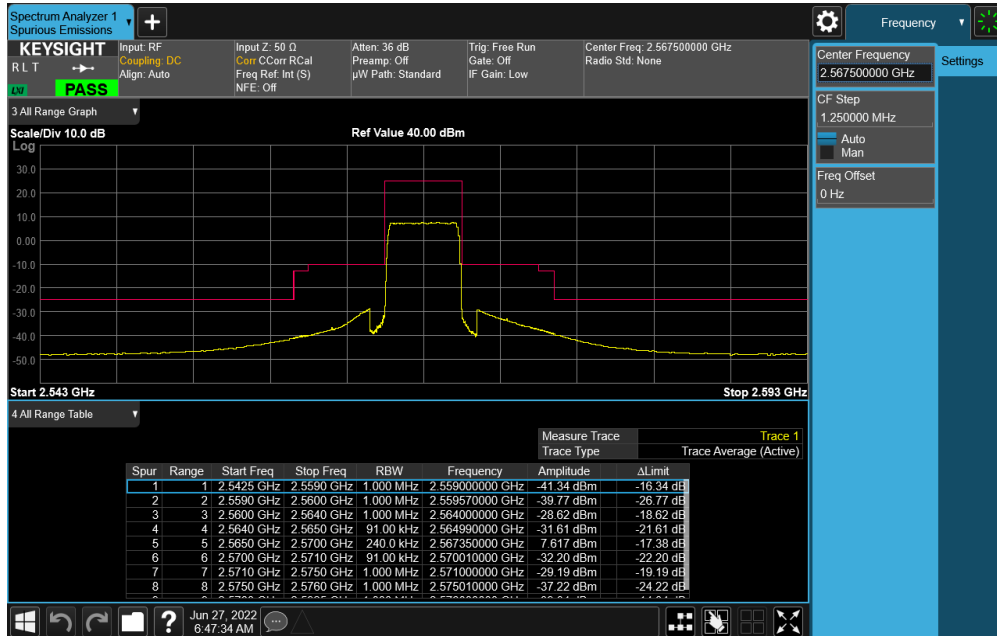


Plot 7-251. Lower Band Edge Plot (NR Band n7 - 5MHz DFT-s-OFDM  $\pi/2$  BPSK – Full RB)

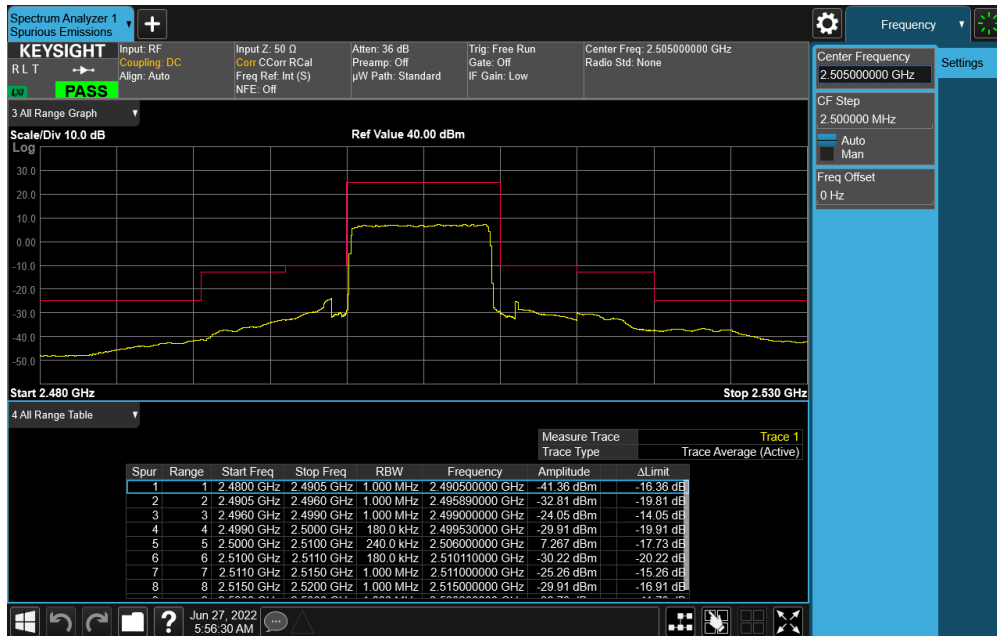


Plot 7-252. Middle Band Edge Plot (NR Band n7 - 5MHz DFT-s-OFDM  $\pi/2$  BPSK – Full RB)

FCC ID: BCGA2764	PART 27 MEASUREMENT REPORT	Approved by: Technical Manager
Test Report S/N: 1C2205090028-04-R2.BCG	Test Dates: 5/30/2022 – 10/5/2022	EUT Type: Tablet Device
		Page 151 of 278

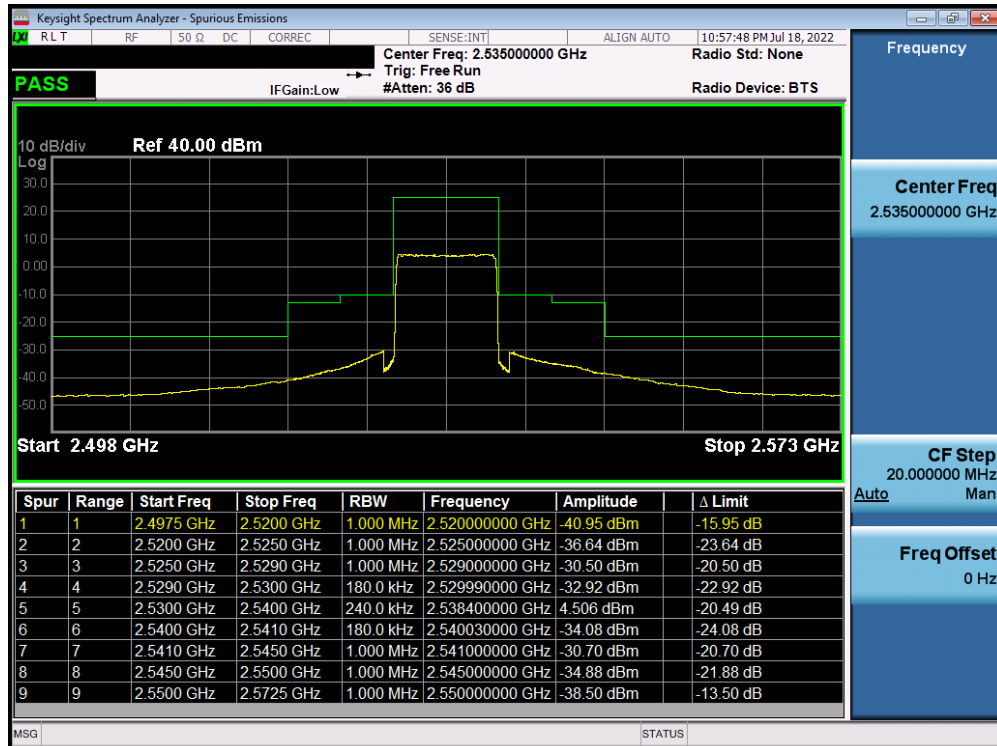


Plot 7-253. Upper Band Edge Plot (NR Band n7 - 5MHz DFT-s-OFDM  $\pi/2$  BPSK – Full RB)

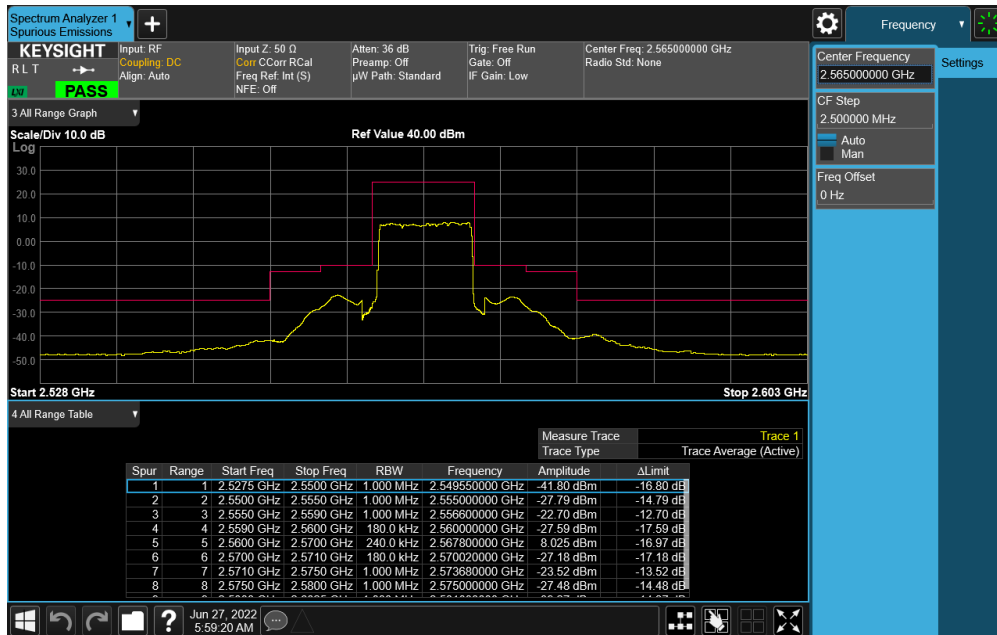


Plot 7-254. Lower Band Edge Plot (NR Band n7 - 10MHz DFT-s-OFDM  $\pi/2$  BPSK – Full RB)

FCC ID: BCGA2764	PART 27 MEASUREMENT REPORT	Approved by: Technical Manager
Test Report S/N: 1C2205090028-04-R2.BCG	Test Dates: 5/30/2022 – 10/5/2022	EUT Type: Tablet Device
		Page 152 of 278

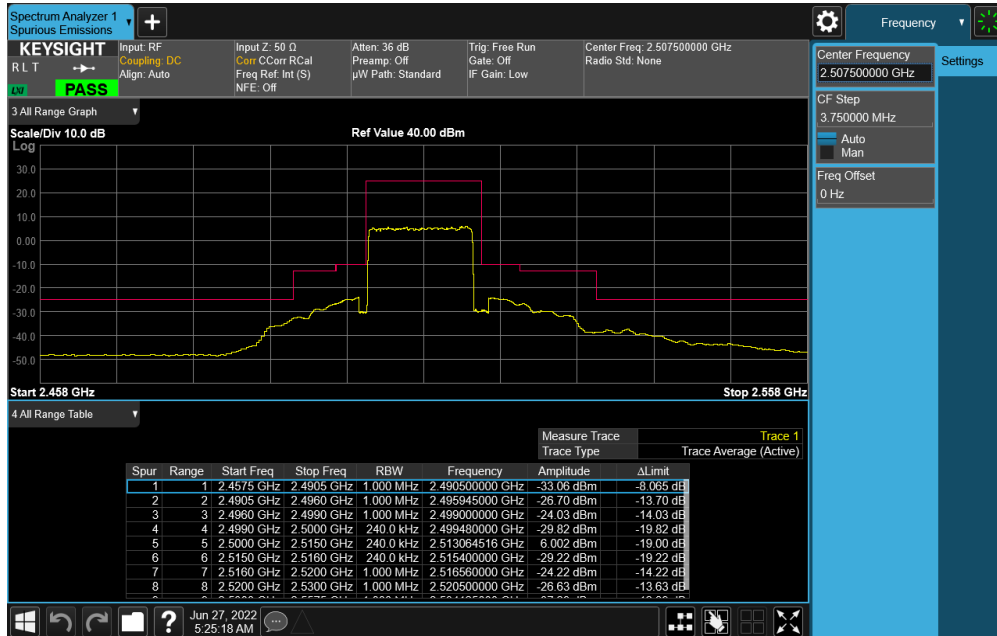


Plot 7-255. Middle Band Edge Plot (NR Band n7 - 10MHz DFT-s-OFDM  $\pi/2$  BPSK – Full RB)

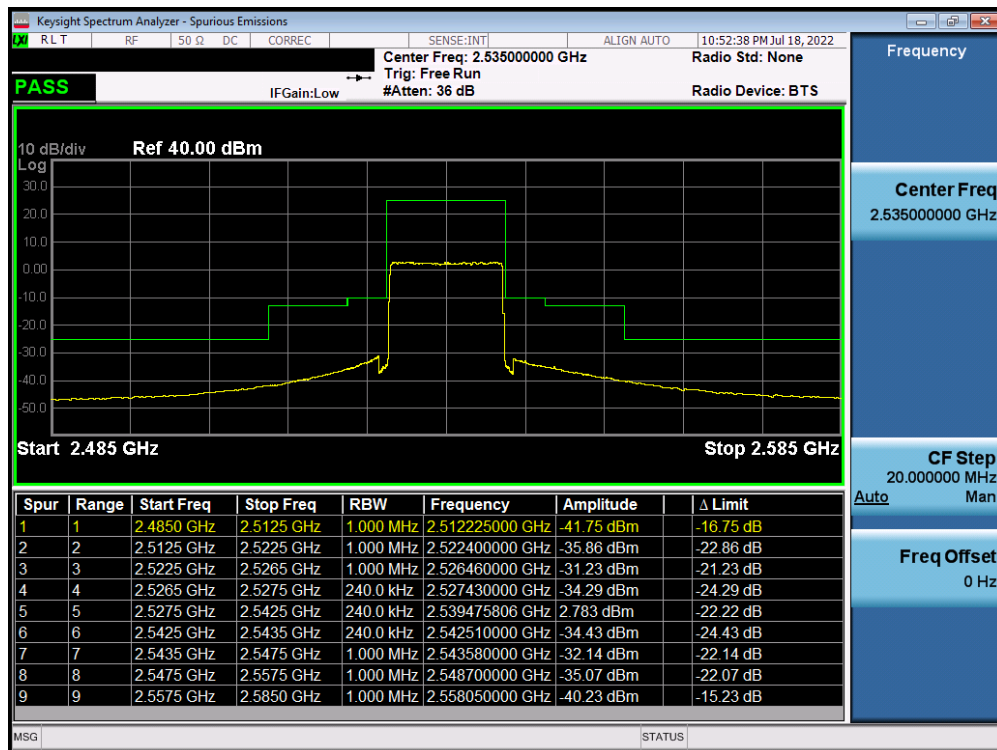


Plot 7-256. Upper Band Edge Plot (NR Band n7 - 10MHz CP-OFDM QPSK – Full RB)

FCC ID: BCGA2764	PART 27 MEASUREMENT REPORT	Approved by: Technical Manager
Test Report S/N: 1C2205090028-04-R2.BCG	Test Dates: 5/30/2022 – 10/5/2022	Page 153 of 278
	EUT Type: Tablet Device	

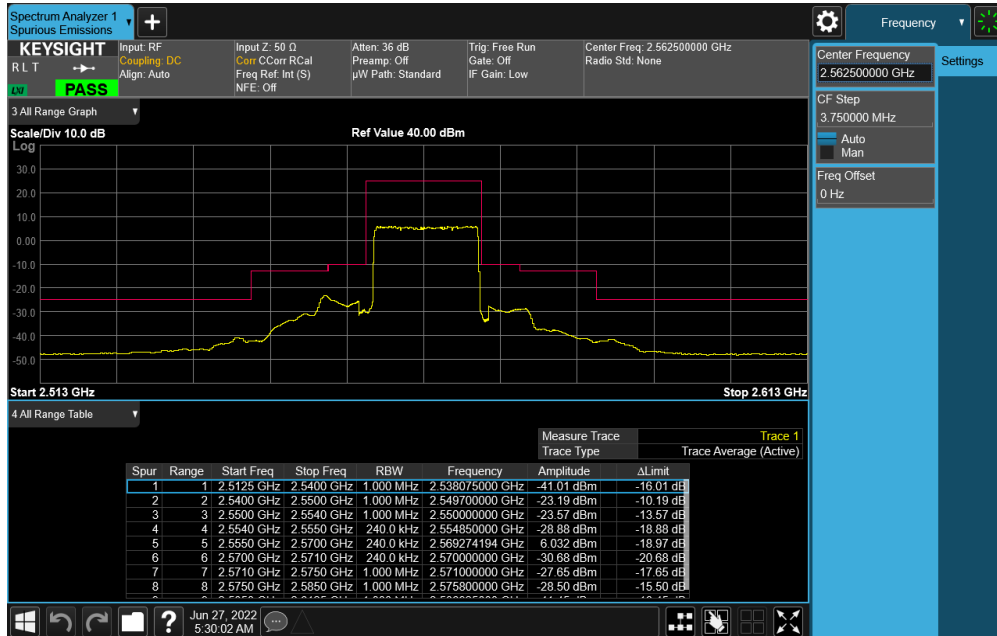


Plot 7-257. Lower Band Edge Plot (NR Band n7 - 15MHz CP-OFDM QPSK – Full RB)

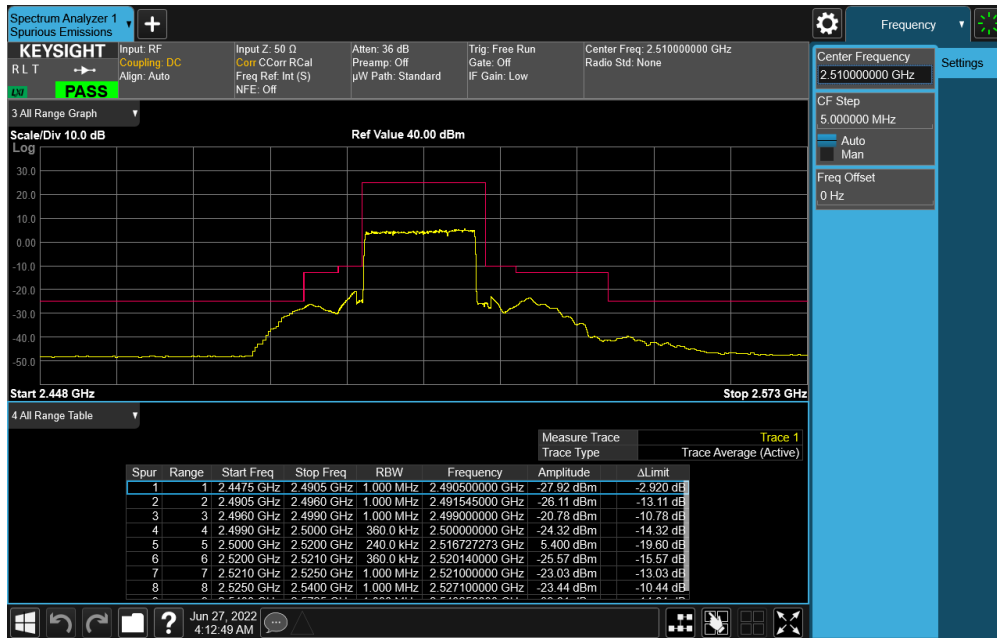


Plot 7-258. Middle Band Edge Plot (NR Band n7 - 15MHz CP-OFDM QPSK – Full RB)

FCC ID: BCGA2764	PART 27 MEASUREMENT REPORT	Approved by: Technical Manager
Test Report S/N: 1C2205090028-04-R2.BCG	Test Dates: 5/30/2022 – 10/5/2022	Page 154 of 278
	EUT Type: Tablet Device	

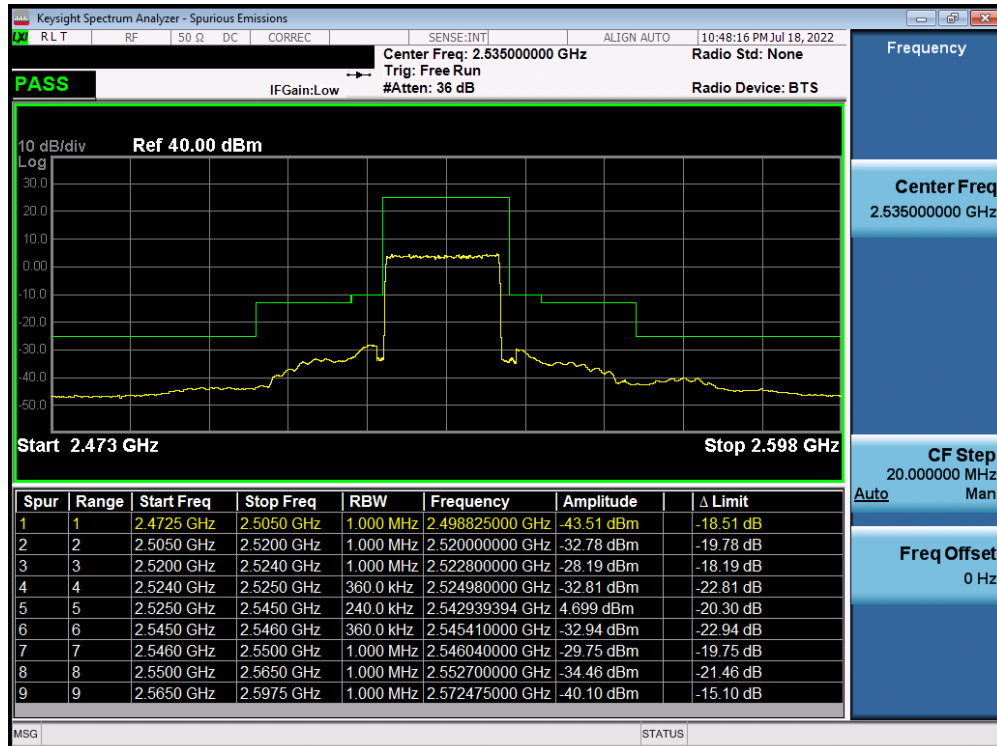


Plot 7-259. Upper Band Edge Plot (NR Band n7 - 15MHz DFT-s-OFDM  $\pi/2$  BPSK – Full RB)

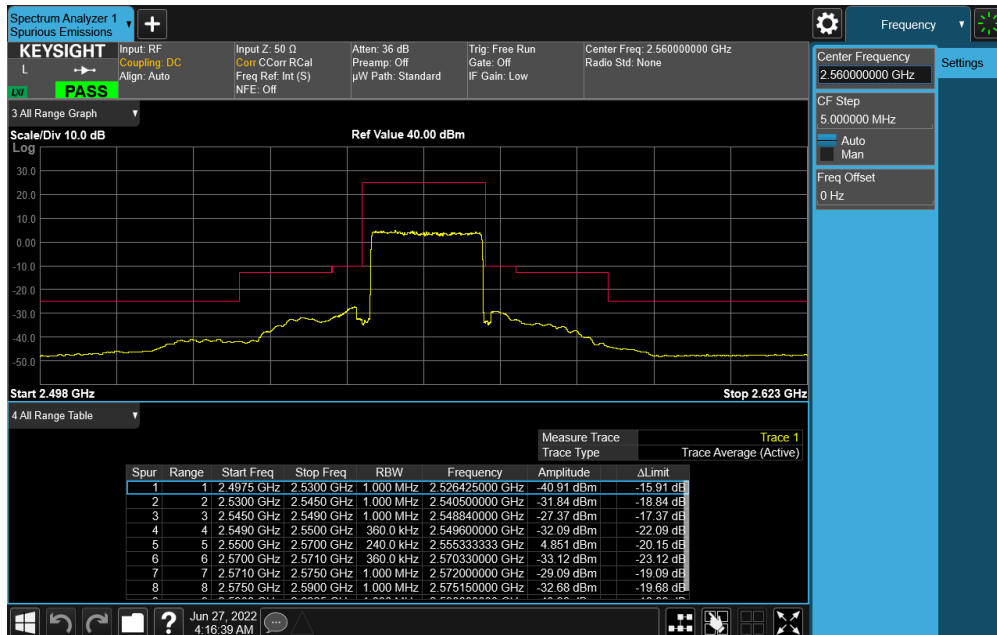


Plot 7-260. Lower Band Edge Plot (NR Band n7 - 20MHz CP-OFDM QPSK – Full RB)

FCC ID: BCGA2764	PART 27 MEASUREMENT REPORT	Approved by: Technical Manager
Test Report S/N: 1C2205090028-04-R2.BCG	Test Dates: 5/30/2022 – 10/5/2022	Page 155 of 278
	EUT Type: Tablet Device	



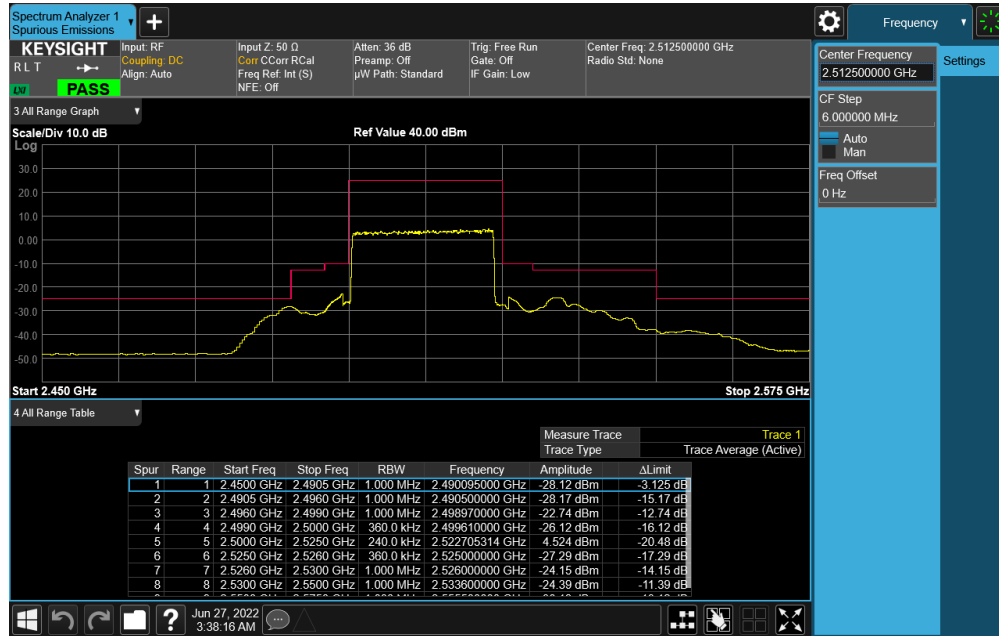
Plot 7-261. Middle Band Edge Plot (NR Band n7 - 20MHz DFT-s-OFDM  $\pi/2$  BPSK – Full RB)



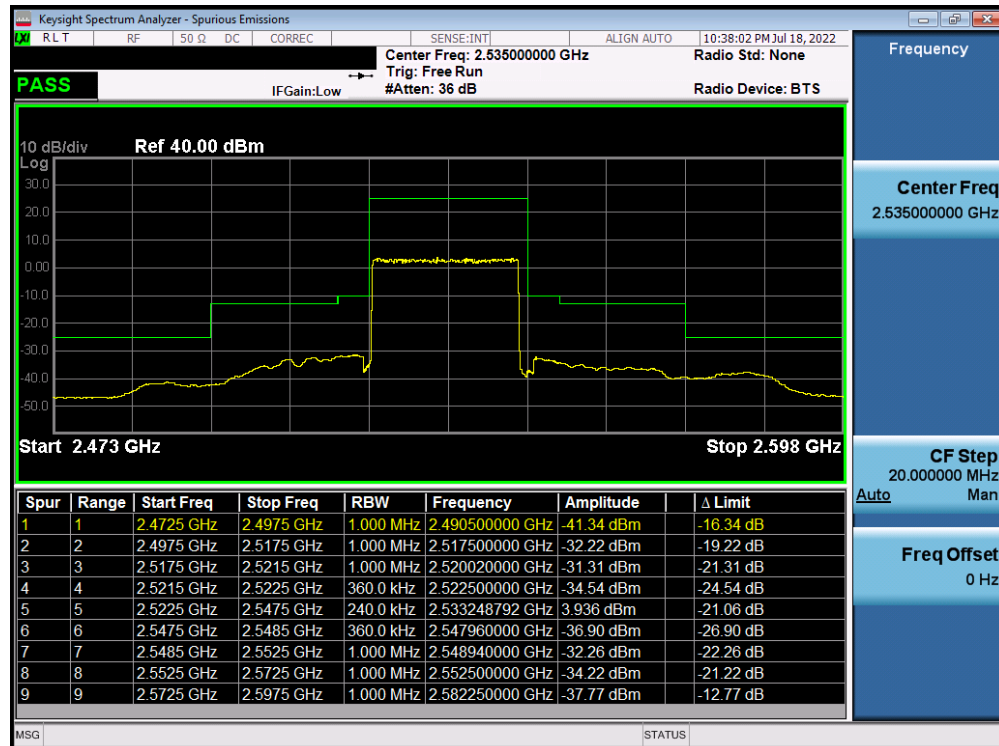
Plot 7-262. Upper Band Edge Plot (NR Band n7 - 20MHz DFT-s-OFDM  $\pi/2$  BPSK – Full RB)

FCC ID: BCGA2764	PART 27 MEASUREMENT REPORT	Approved by: Technical Manager
Test Report S/N: 1C2205090028-04-R2.BCG	Test Dates: 5/30/2022 – 10/5/2022	Page 156 of 278
	EUT Type: Tablet Device	



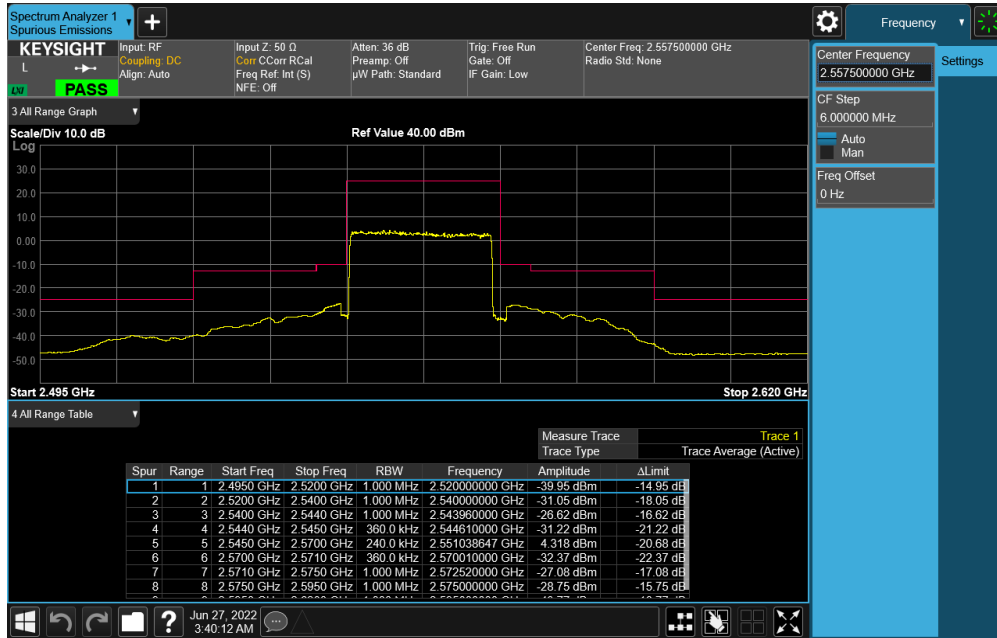


Plot 7-263. Lower Band Edge Plot (NR Band n7 - 25MHz DFT-s-OFDM  $\pi/2$  BPSK – Full RB)

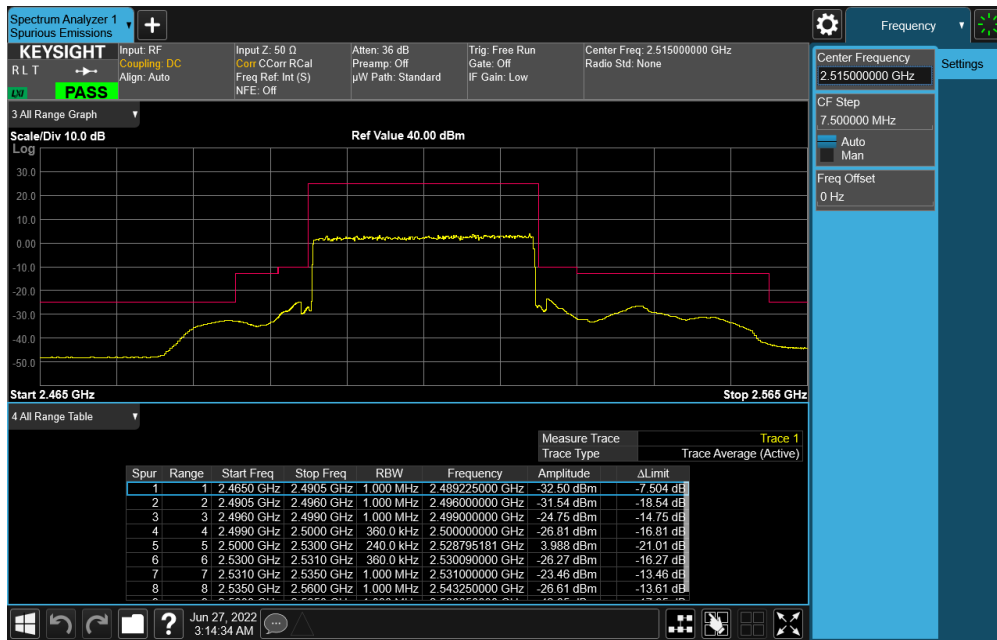


Plot 7-264. Middle Band Edge Plot (NR Band n7 - 25MHz DFT-s-OFDM  $\pi/2$  BPSK – Full RB)

FCC ID: BCGA2764	PART 27 MEASUREMENT REPORT	Approved by: Technical Manager
Test Report S/N: 1C2205090028-04-R2.BCG	Test Dates: 5/30/2022 – 10/5/2022	Page 157 of 278
	EUT Type: Tablet Device	

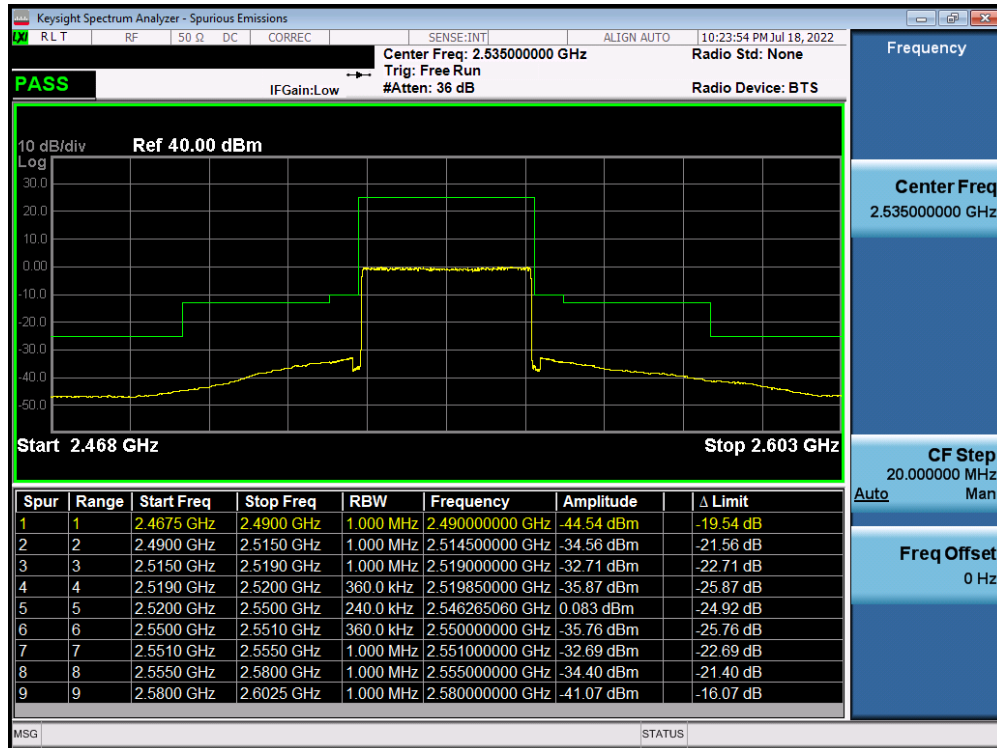


Plot 7-265. Upper Band Edge Plot (NR Band n7 - 25MHz CP-OFDM QPSK – Full RB)

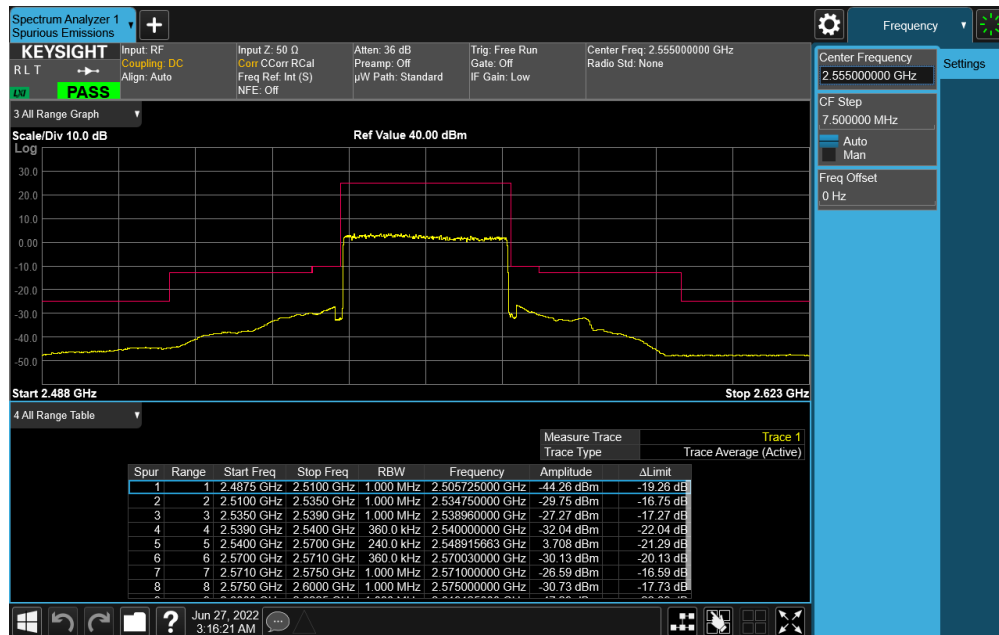


Plot 7-266. Lower Band Edge Plot (NR Band n7 - 30MHz DFT-s-OFDM  $\pi/2$  BPSK – Full RB)

FCC ID: BCGA2764	PART 27 MEASUREMENT REPORT	Approved by: Technical Manager
Test Report S/N: 1C2205090028-04-R2.BCG	Test Dates: 5/30/2022 – 10/5/2022	Page 158 of 278
	EUT Type: Tablet Device	

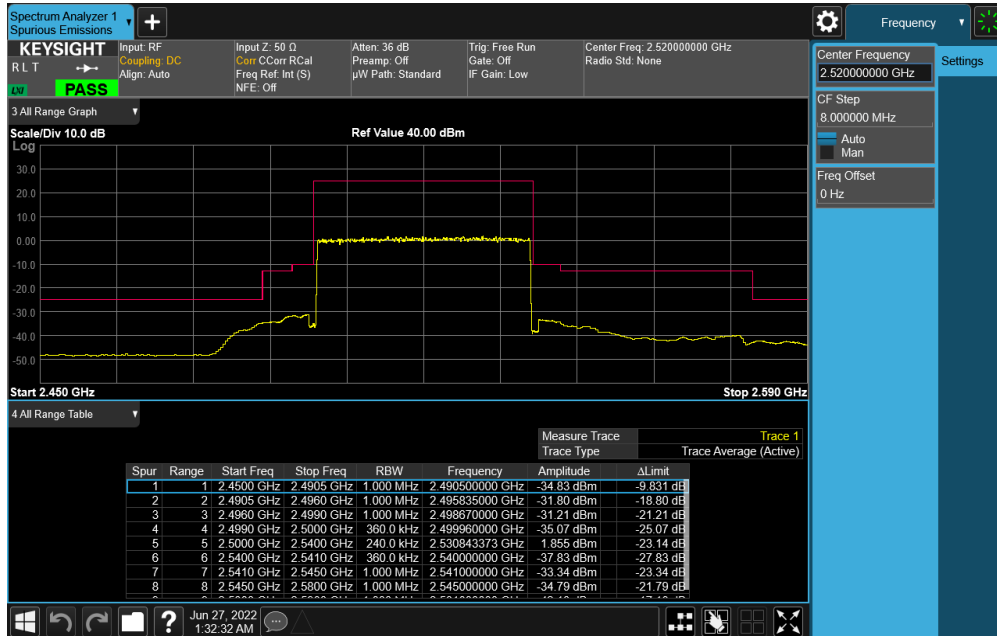


Plot 7-267. Middle Band Edge Plot (NR Band n7 - 30MHz CP-OFDM QPSK – Full RB)

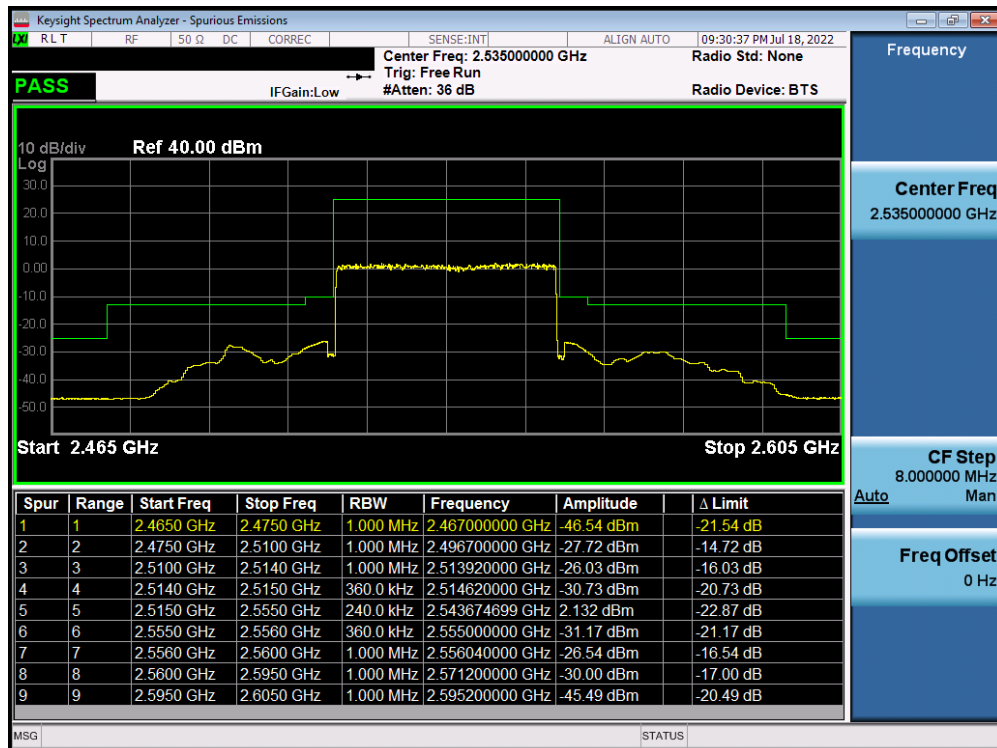


Plot 7-268. Upper Band Edge Plot (NR Band n7 - 30MHz DFT-s-OFDM π/2 BPSK – Full RB)

FCC ID: BCGA2764	PART 27 MEASUREMENT REPORT	Approved by: Technical Manager
Test Report S/N: 1C2205090028-04-R2.BCG	Test Dates: 5/30/2022 – 10/5/2022	EUT Type: Tablet Device
		Page 159 of 278

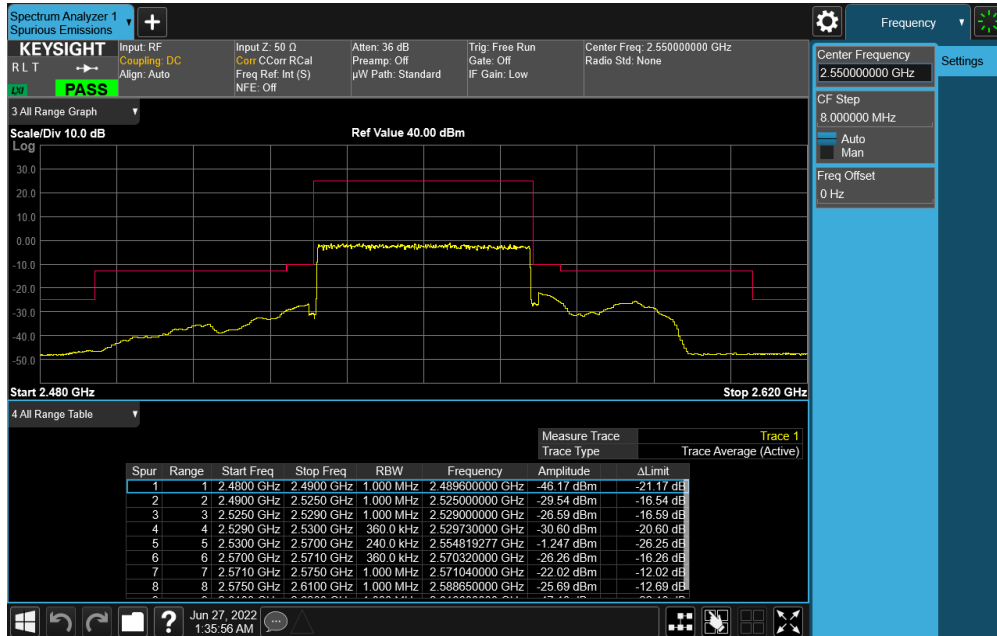


Plot 7-269. Lower Band Edge Plot (NR Band n7 - 40MHz DFT-s-OFDM  $\pi/2$  BPSK – Full RB)



Plot 7-270. Middle Band Edge Plot (NR Band n7 - 40MHz DFT-s-OFDM  $\pi/2$  BPSK – Full RB)

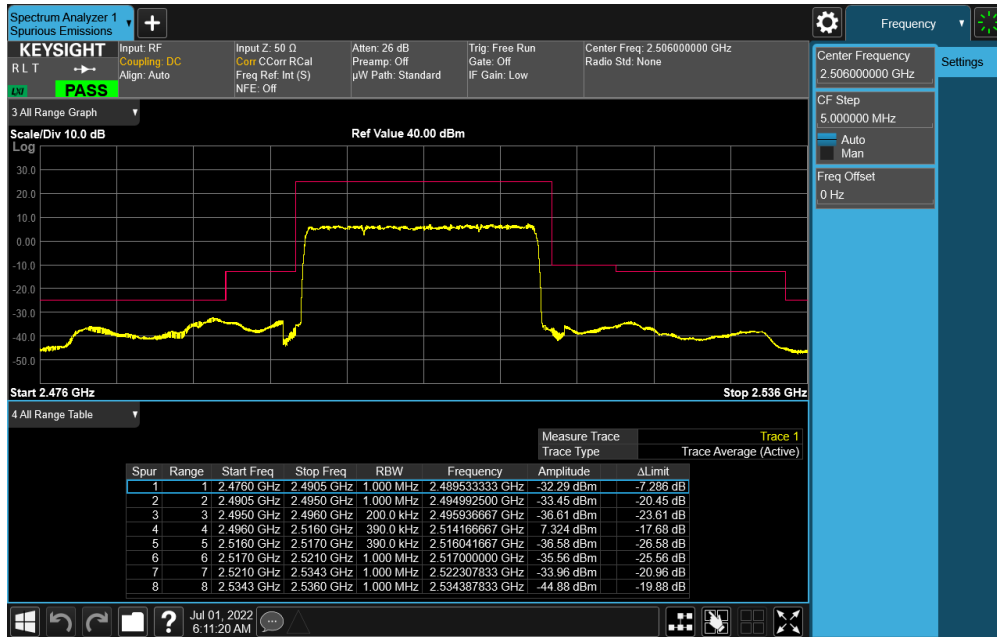
FCC ID: BCGA2764	PART 27 MEASUREMENT REPORT	Approved by: Technical Manager
Test Report S/N: 1C2205090028-04-R2.BCG	Test Dates: 5/30/2022 – 10/5/2022	Page 160 of 278
	EUT Type: Tablet Device	



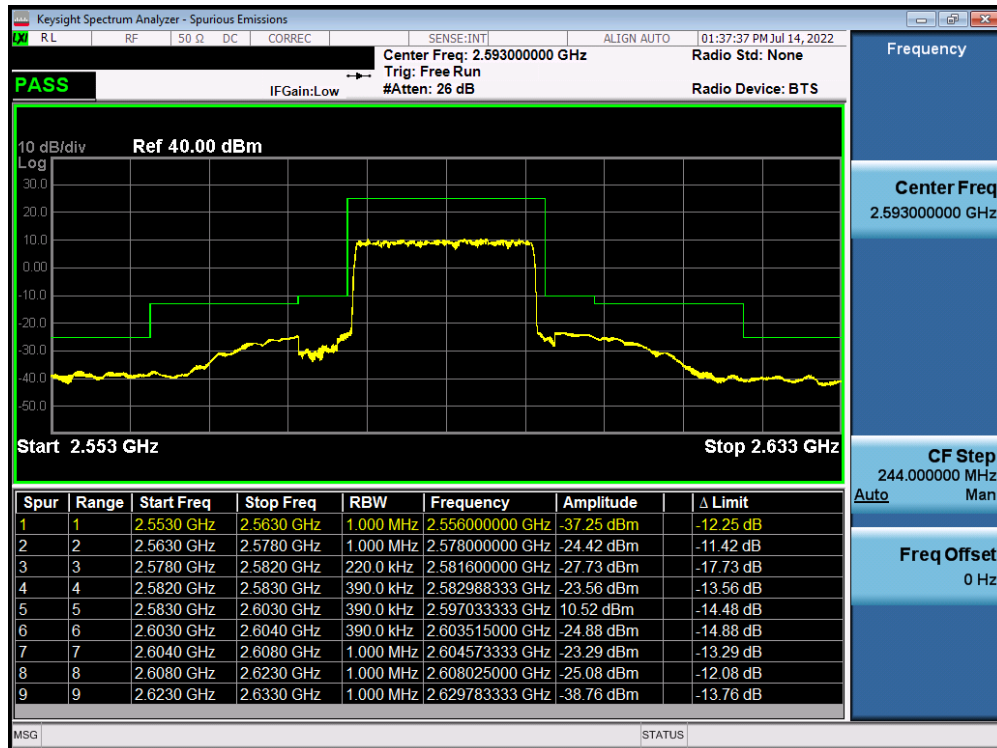
Plot 7-271. Upper Band Edge Plot (NR Band n7 - 40MHz DFT-s-OFDM  $\pi/2$  BPSK – Full RB)

FCC ID: BCGA2764	PART 27 MEASUREMENT REPORT	Approved by: Technical Manager
Test Report S/N: 1C2205090028-04-R2.BCG	Test Dates: 5/30/2022 – 10/5/2022	EUT Type: Tablet Device
		Page 161 of 278

# NR Band n41

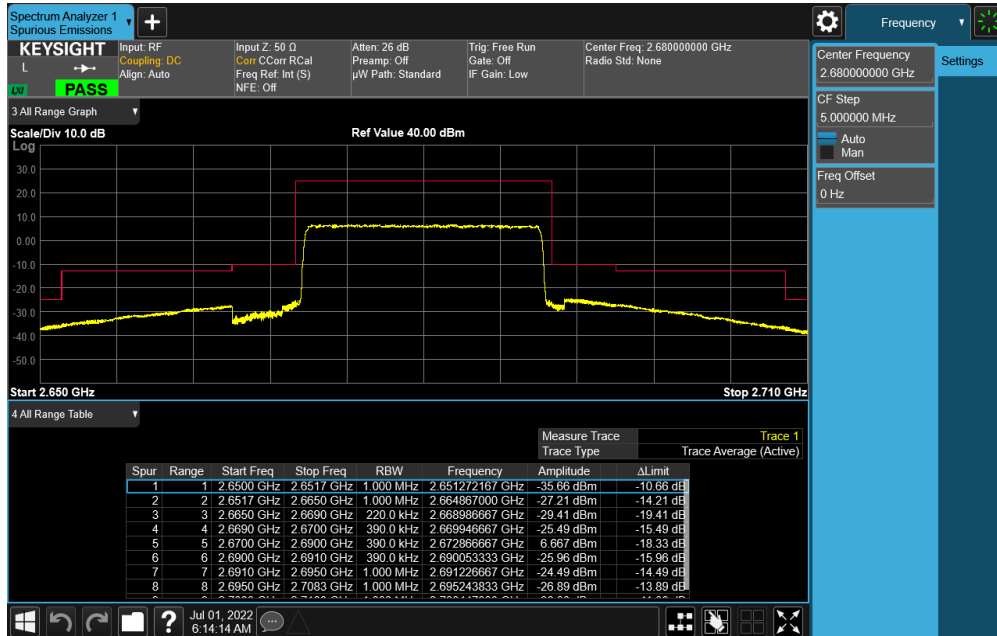


Plot 7-272. Lower ACP Plot (NR Band n41 - 20MHz CP-OFDM QPSK – Full RB)

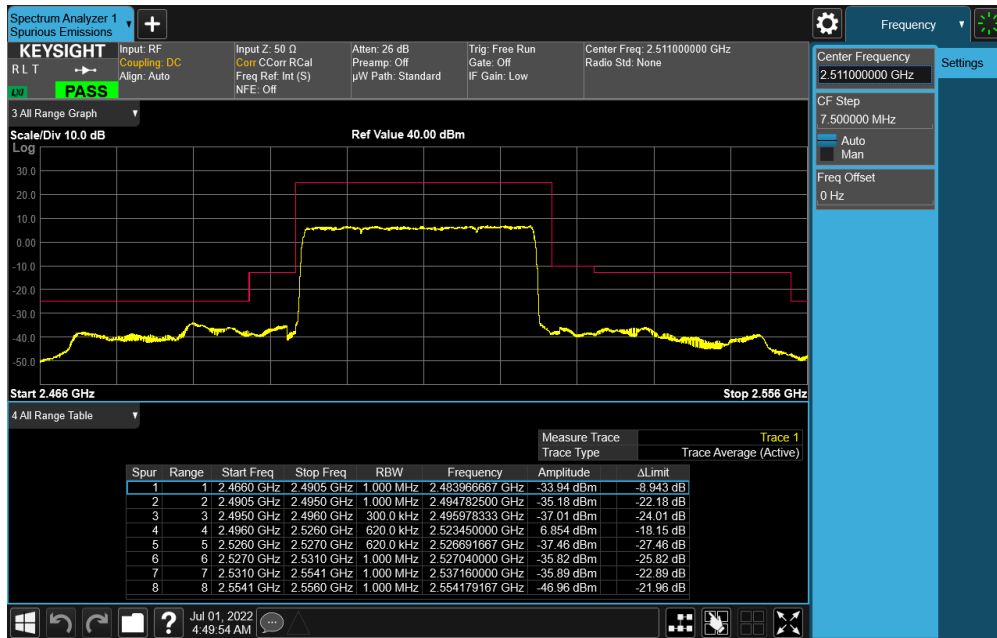


Plot 7-273. Middle ACP Plot (NR Band n41 - 20MHz CP-OFDM QPSK – Full RB)

FCC ID: BCGA2764	PART 27 MEASUREMENT REPORT	Approved by: Technical Manager
Test Report S/N: 1C2205090028-04-R2.BCG	Test Dates: 5/30/2022 – 10/5/2022	EUT Type: Tablet Device
		Page 162 of 278



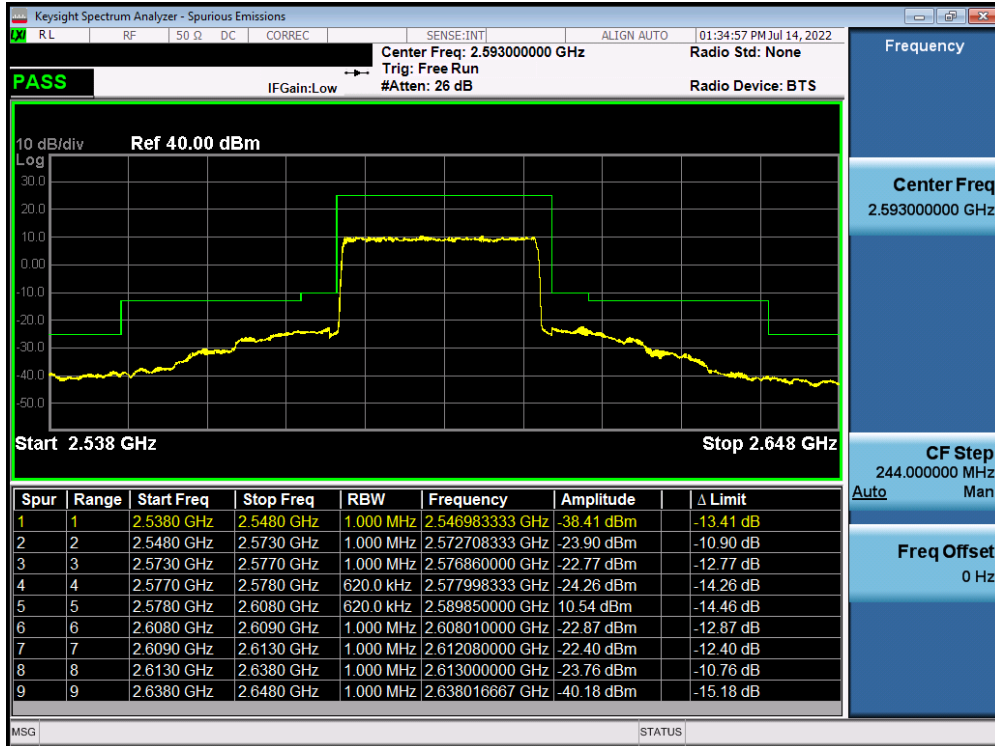
Plot 7-274. Upper ACP Plot (NR Band n41 - 20MHz CP-OFDM QPSK – Full RB)



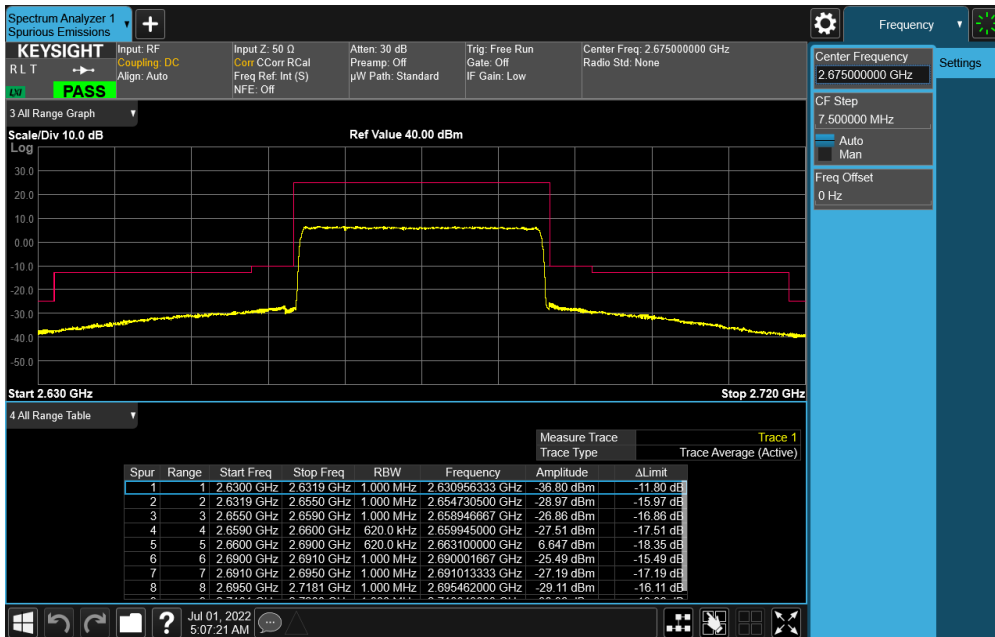
Plot 7-275. Lower ACP Plot (NR Band n41 - 30MHz DFT-s-OFDM  $\pi/2$  BPSK – Full RB)

FCC ID: BCGA2764	PART 27 MEASUREMENT REPORT	Approved by: Technical Manager
Test Report S/N: 1C2205090028-04-R2.BCG	Test Dates: 5/30/2022 – 10/5/2022	Page 163 of 278
	EUT Type: Tablet Device	





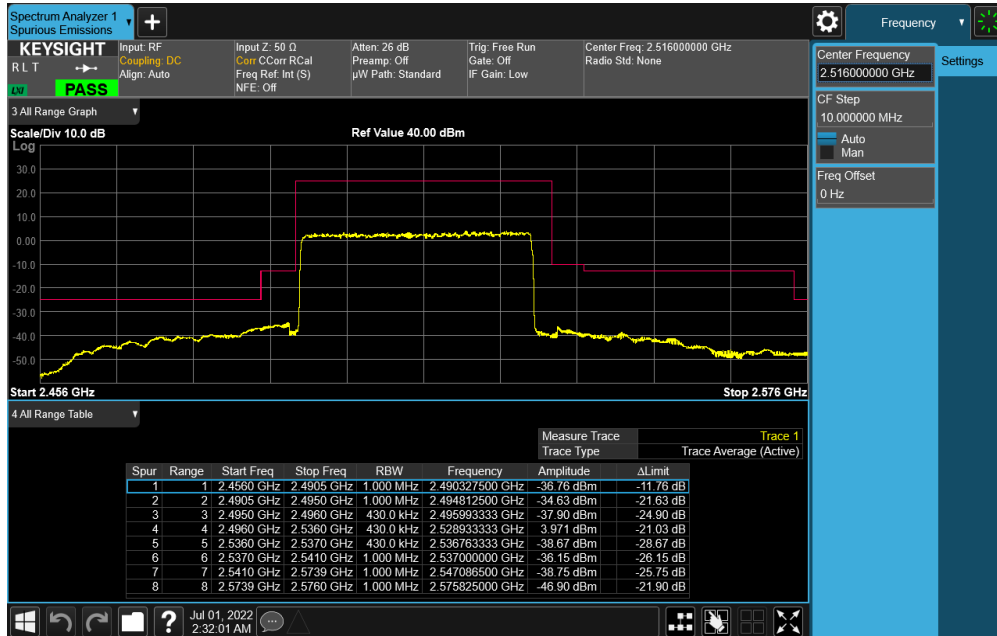
Plot 7-276. Middle ACP Plot (NR Band n41 - 30MHz DFT-s-OFDM  $\pi/2$  BPSK – Full RB)



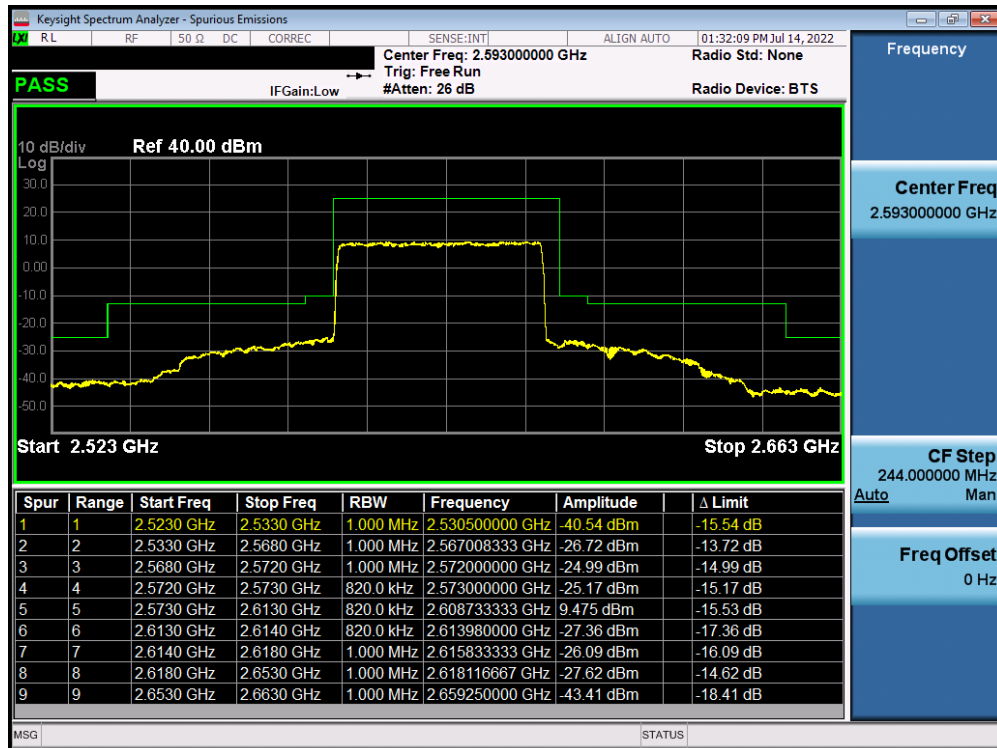
Plot 7-277. Upper ACP Plot (NR Band n41 - 30MHz CP-OFDM QPSK – Full RB)

FCC ID: BCGA2764	PART 27 MEASUREMENT REPORT	Approved by: Technical Manager
Test Report S/N: 1C2205090028-04-R2.BCG	Test Dates: 5/30/2022 – 10/5/2022	Page 164 of 278
	EUT Type: Tablet Device	



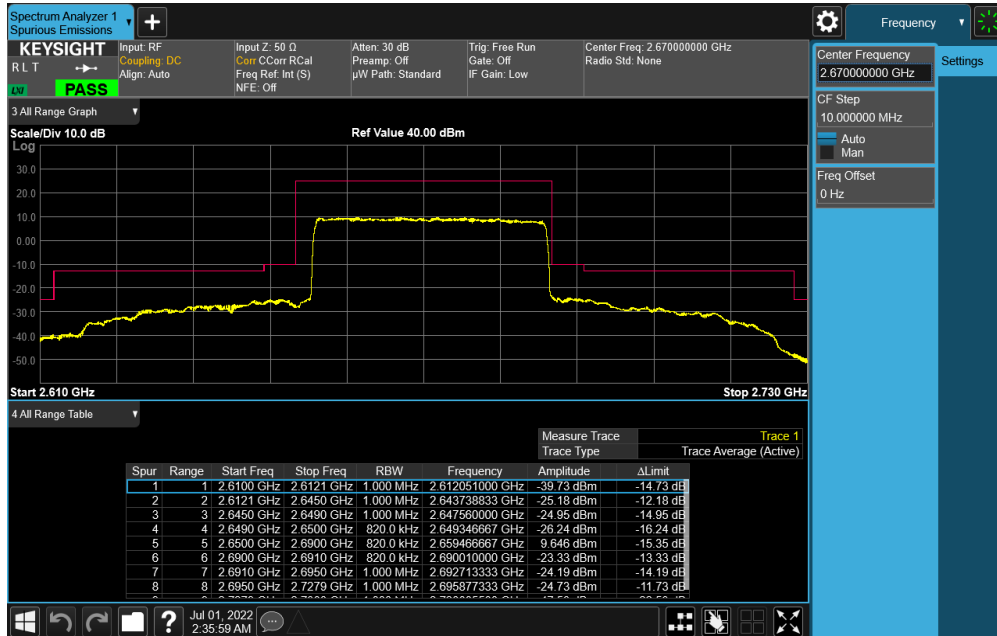


Plot 7-278. Lower ACP Plot (NR Band n41 - 40MHz\_CP-OFDM QPSK – Full RB)

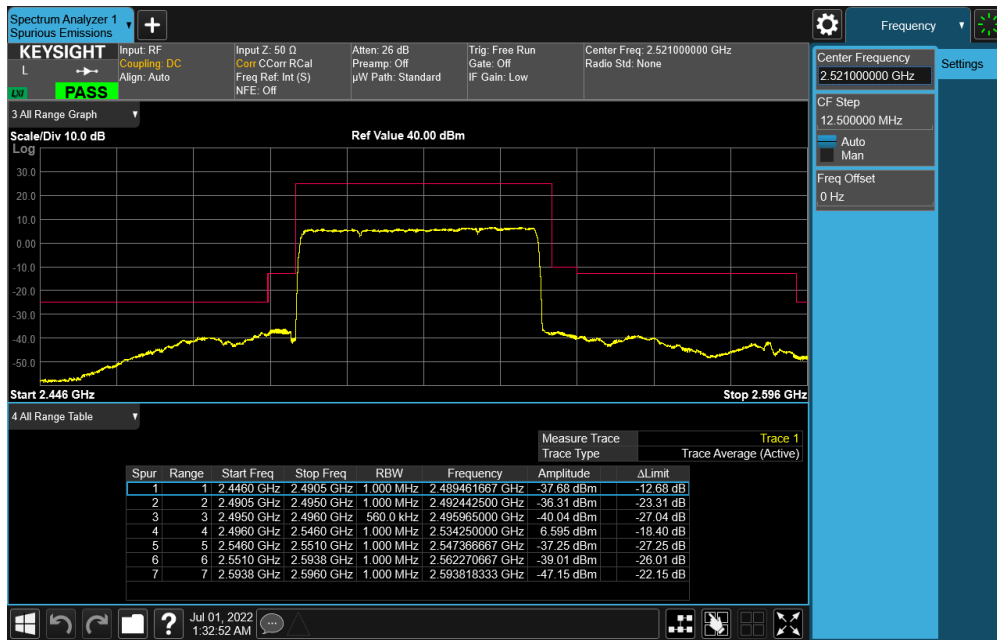


Plot 7-279. Middle ACP Plot (NR Band n41 - 40MHz\_CP-OFDM QPSK – Full RB)

FCC ID: BCGA2764	PART 27 MEASUREMENT REPORT	Approved by: Technical Manager
Test Report S/N: 1C2205090028-04-R2.BCG	Test Dates: 5/30/2022 – 10/5/2022	EUT Type: Tablet Device
		Page 165 of 278



Plot 7-280. Upper ACP Plot (NR Band n41 - 40MHz CP-OFDM QPSK – Full RB)

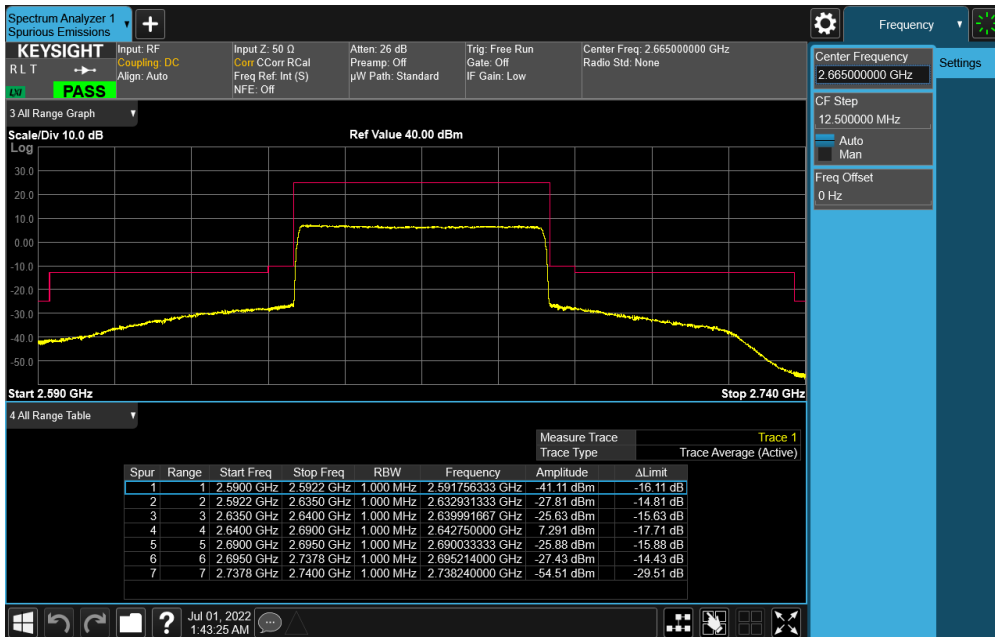


Plot 7-281. Lower ACP Plot (NR Band n41 - 50MHz DFT-s-OFDM  $\pi/2$  BPSK – Full RB)

FCC ID: BCGA2764	PART 27 MEASUREMENT REPORT	Approved by: Technical Manager
Test Report S/N: 1C2205090028-04-R2.BCG	Test Dates: 5/30/2022 – 10/5/2022	Page 166 of 278
	EUT Type: Tablet Device	

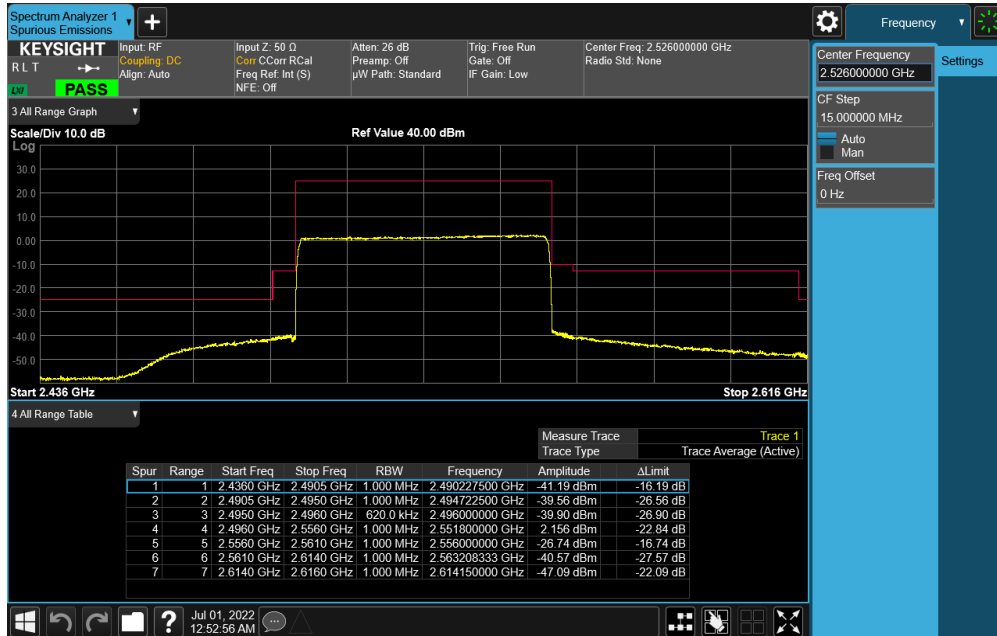


Plot 7-282. Middle ACP Plot (NR Band n41 - 50MHz DFT-s-OFDM  $\pi/2$  BPSK - Full RB)

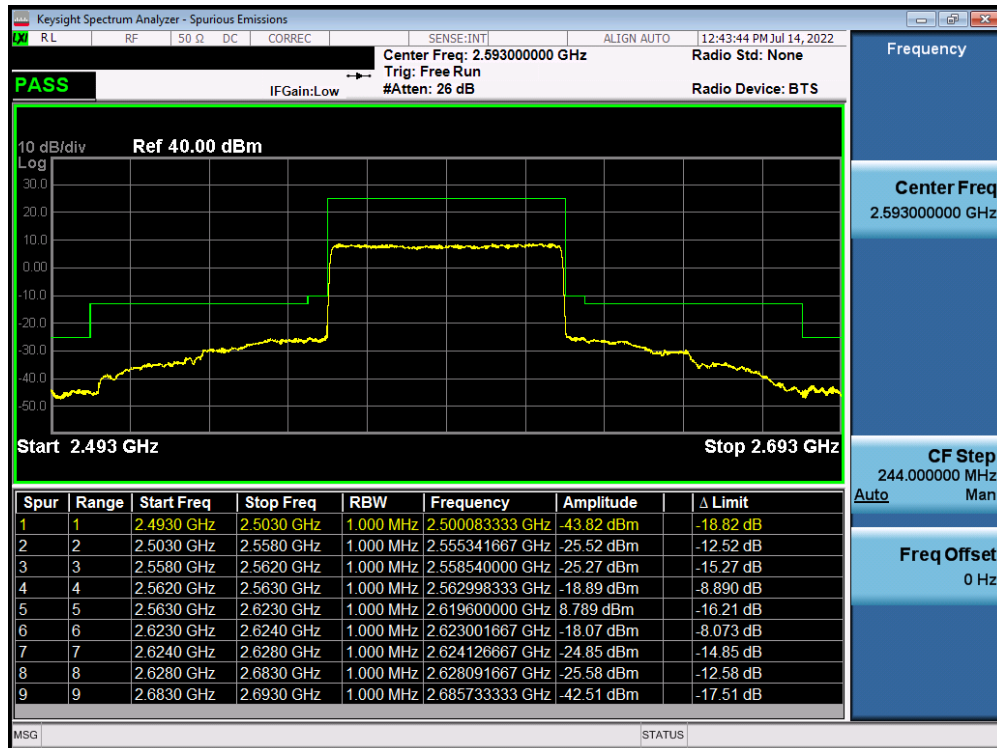


Plot 7-283. Upper ACP Plot (NR Band n41 - 50MHz DFT-s-OFDM  $\pi/2$  BPSK - Full RB)

FCC ID: BCGA2764	PART 27 MEASUREMENT REPORT	Approved by: Technical Manager
Test Report S/N: 1C2205090028-04-R2.BCG	Test Dates: 5/30/2022 - 10/5/2022	EUT Type: Tablet Device
		Page 167 of 278

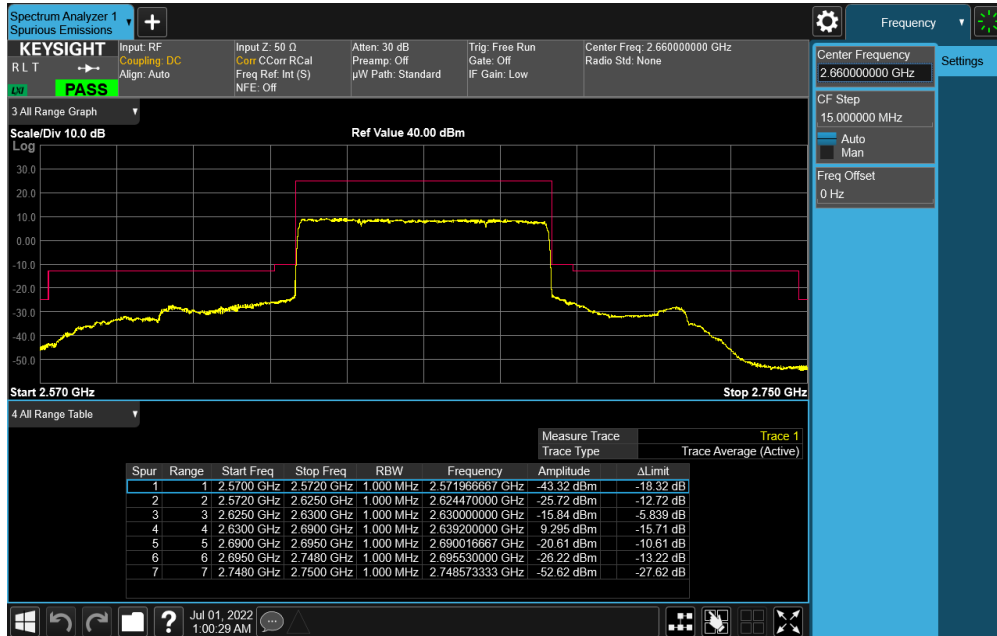


Plot 7-284. Lower ACP Plot (NR Band n41 - 60MHz CP-OFDM QPSK – Full RB)

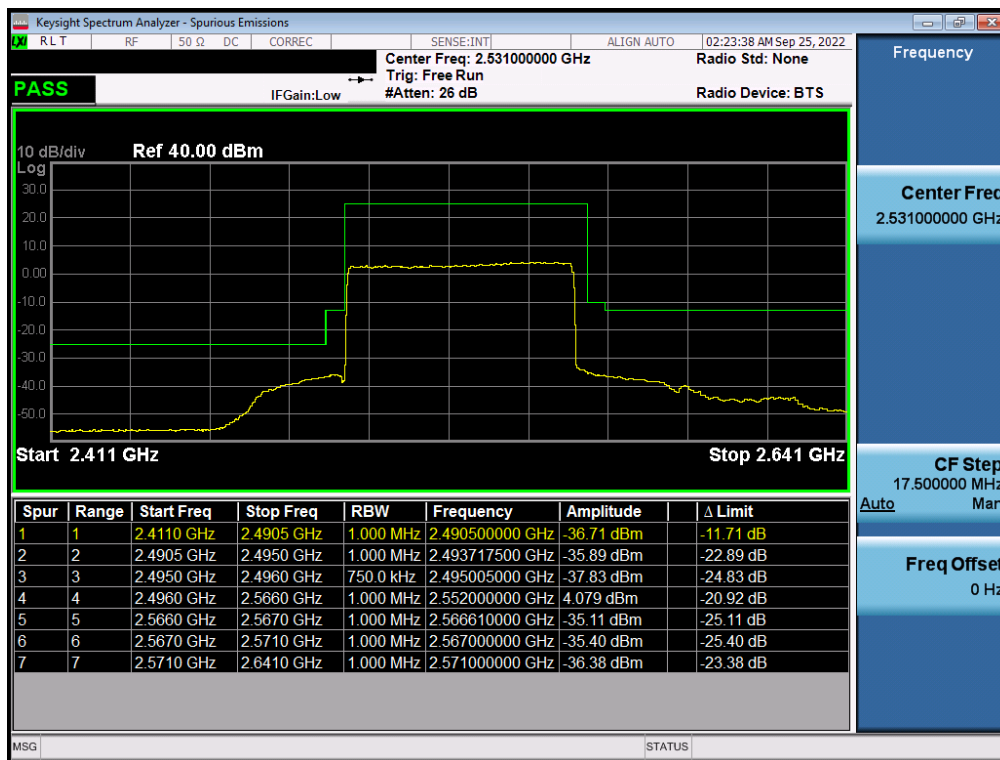


Plot 7-285. Middle ACP Plot (NR Band n41 - 60MHz CP-OFDM QPSK – Full RB)

FCC ID: BCGA2764	PART 27 MEASUREMENT REPORT	Approved by: Technical Manager
Test Report S/N: 1C2205090028-04-R2.BCG	Test Dates: 5/30/2022 – 10/5/2022	Page 168 of 278
	EUT Type: Tablet Device	



Plot 7-286. Upper ACP Plot (NR Band n41 - 60MHz CP-OFDM QPSK – Full RB)

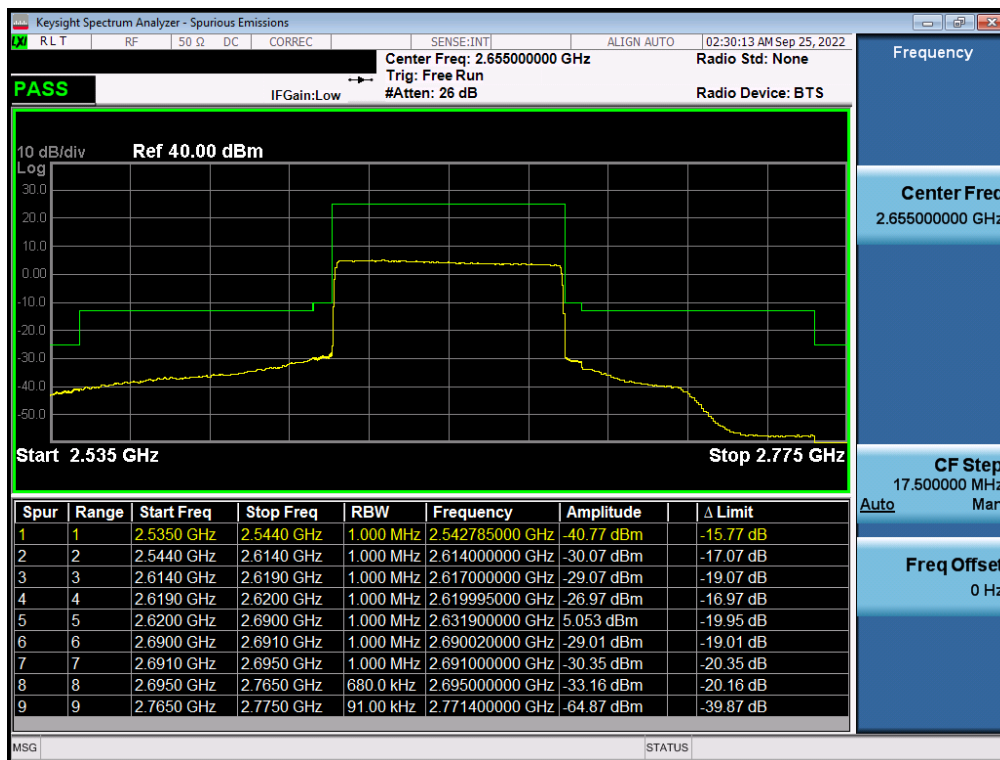


Plot 7-287. Lower ACP Plot (NR Band n41 - 70MHz CP-OFDM QPSK – Full RB)

FCC ID: BCGA2764	PART 27 MEASUREMENT REPORT	Approved by: Technical Manager
Test Report S/N: 1C2205090028-04-R2.BCG	Test Dates: 5/30/2022 – 10/5/2022	EUT Type: Tablet Device
		Page 169 of 278



Plot 7-288. Middle ACP Plot (NR Band n41 - 70MHz CP-OFDM QPSK – Full RB)



Plot 7-289. Upper ACP Plot (NR Band n41 - 70MHz CP-OFDM QPSK – Full RB)

FCC ID: BCGA2764	PART 27 MEASUREMENT REPORT	Approved by: Technical Manager
Test Report S/N: 1C2205090028-04-R2.BCG	Test Dates: 5/30/2022 – 10/5/2022	EUT Type: Tablet Device
		Page 170 of 278