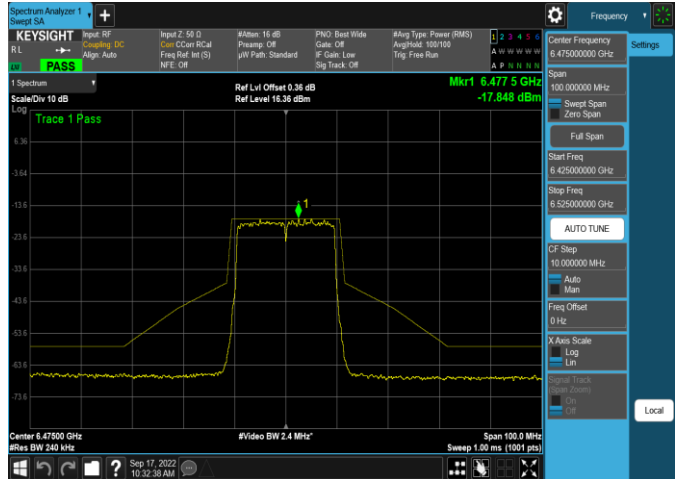
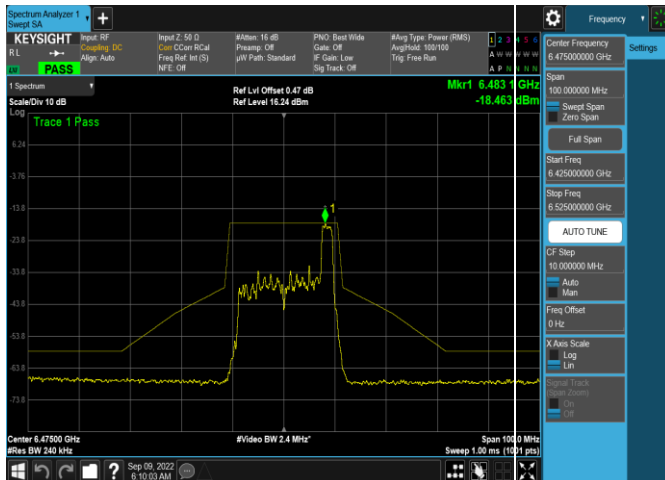


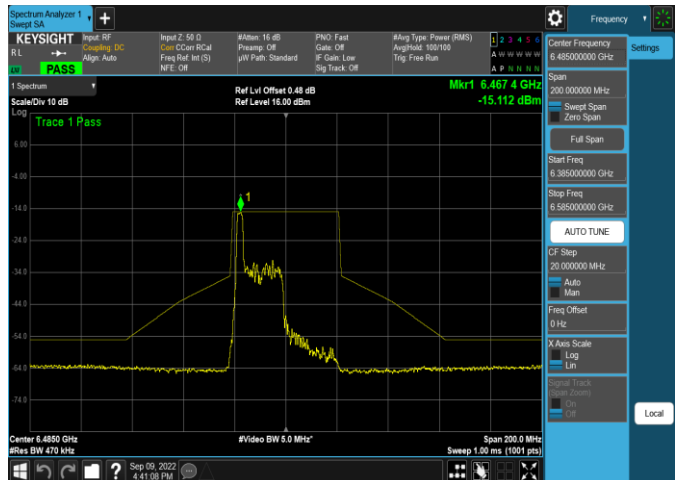
Plot 7-549. In-Band Emission Plot SDM Antenna 5b (20MHz 802.11ax RU26 (UNII Band 6) – Ch. 105)



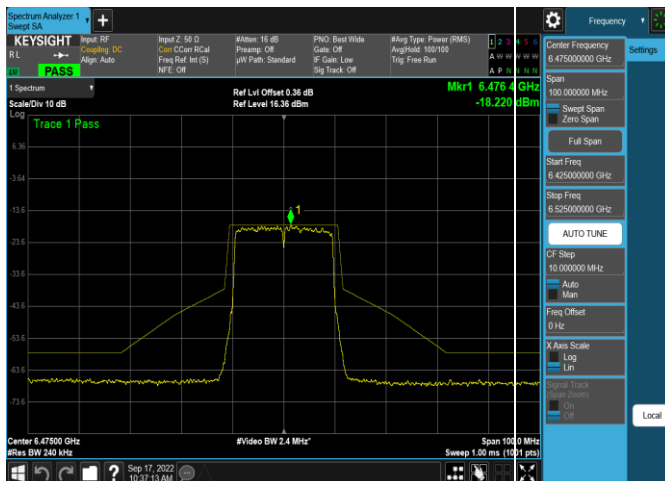
Plot 7-552. In-Band Emission Plot SDM Antenna 4a (20MHz 802.11ax RU242 (UNII Band 6) – Ch. 105)



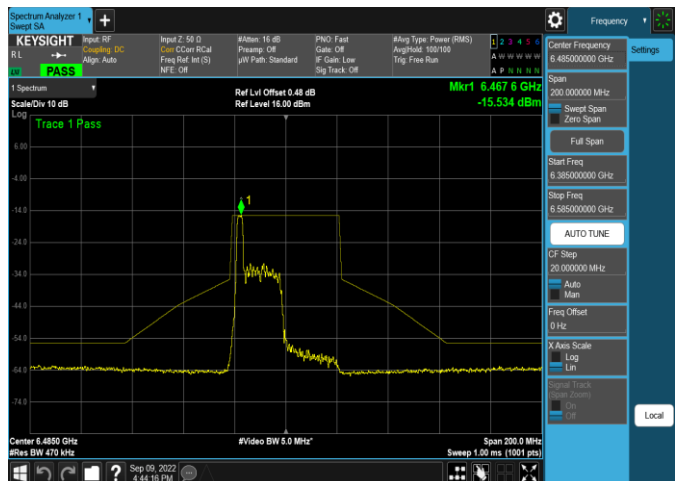
Plot 7-550. In-Band Emission Plot SDM Antenna 4a (20MHz 802.11ax RU26 (UNII Band 6) – Ch. 105)



Plot 7-553. In-Band Emission Plot SDM Antenna 5b (40MHz 802.11ax RU26 (UNII Band 6) – Ch. 107)

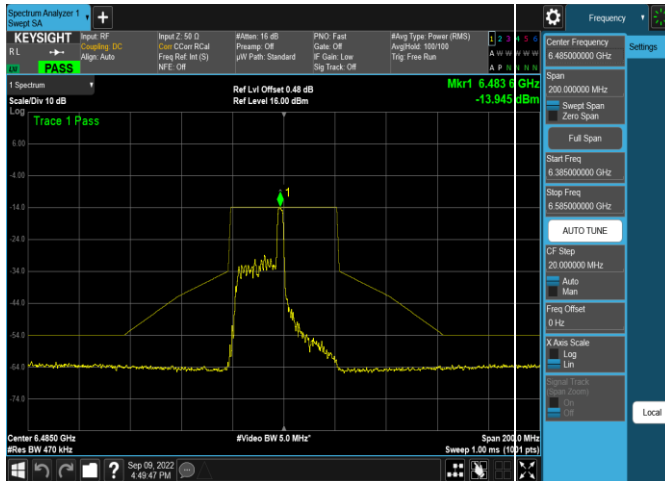


Plot 7-551. In-Band Emission Plot SDM Antenna 5b (20MHz 802.11ax RU242 (UNII Band 6) – Ch. 105)

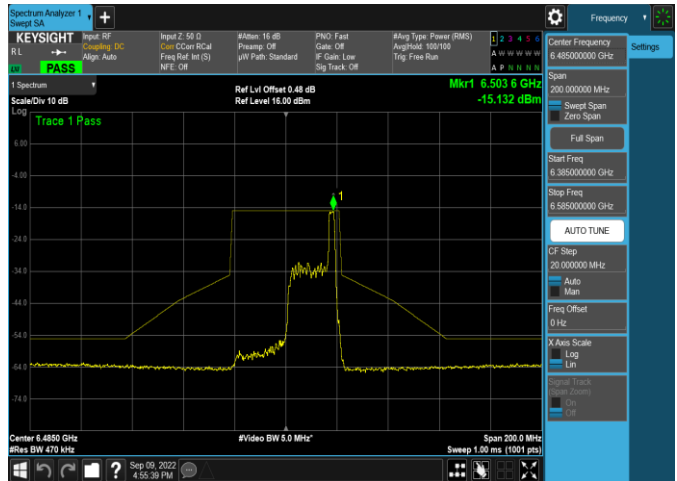


Plot 7-554. In-Band Emission Plot SDM Antenna 4a (40MHz 802.11ax RU26 (UNII Band 6) – Ch. 107)

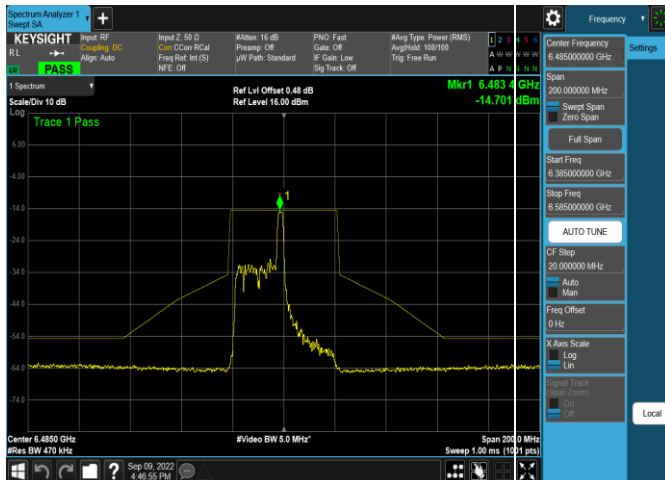
FCC ID: BCGA2764 IC: 579C-A2764	 MEASUREMENT REPORT (CERTIFICATION)		Approved by: Technical Manager
Test Report S/N: 1C2205090028-22-R3.BCG	Test Dates: 5/30/2022 - 9/16/2022	EUT Type: Tablet Device	Page 145 of 324



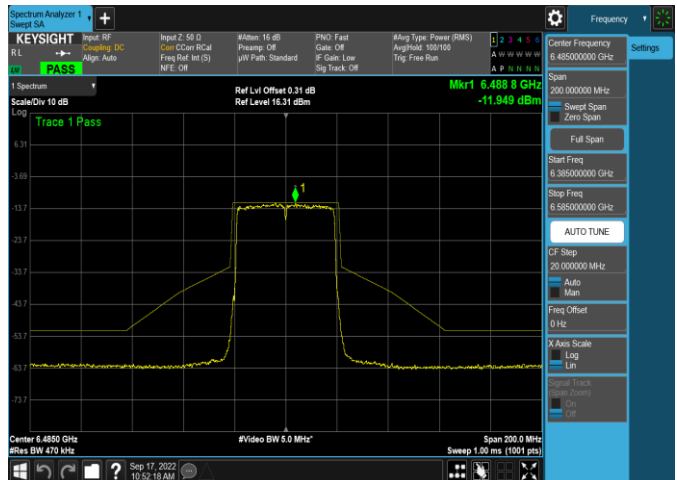
Plot 7-555. In-Band Emission Plot SDM Antenna 5b (40MHz 802.11ax RU26 (UNII Band 6) – Ch. 107)



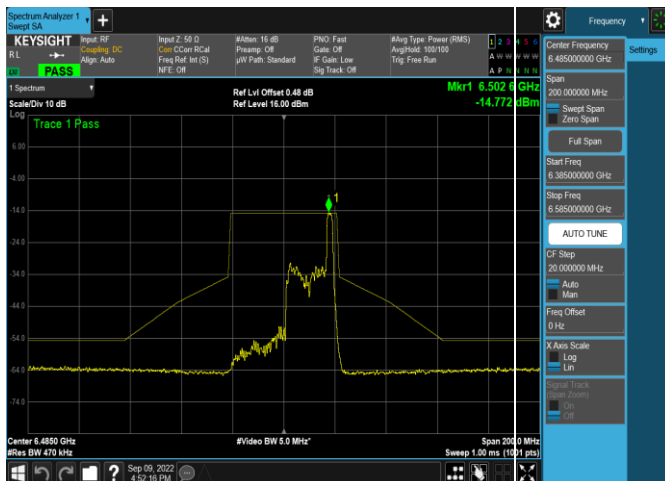
Plot 7-558. In-Band Emission Plot SDM Antenna 4a (40MHz 802.11ax RU26 (UNII Band 6) – Ch. 107)



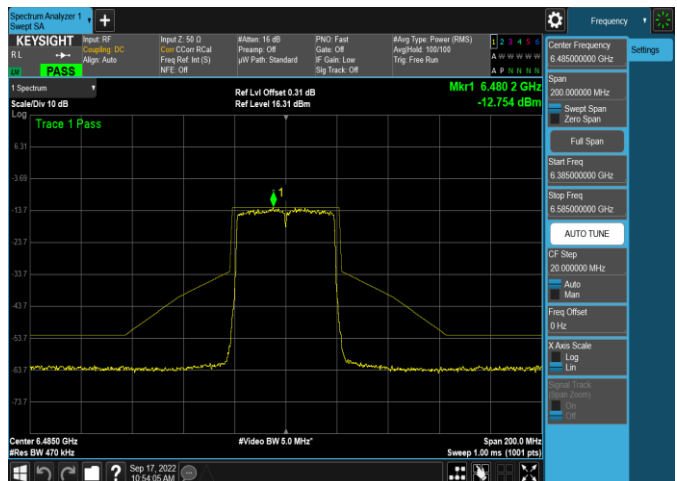
Plot 7-556. In-Band Emission Plot SDM Antenna 4a (40MHz 802.11ax RU26 (UNII Band 6) – Ch. 107)



Plot 7-559. In-Band Emission Plot SDM Antenna 5b (40MHz 802.11ax RU484 (UNII Band 6) – Ch. 107)



Plot 7-557. In-Band Emission Plot SDM Antenna 5b (40MHz 802.11ax RU26 (UNII Band 6) – Ch. 107)

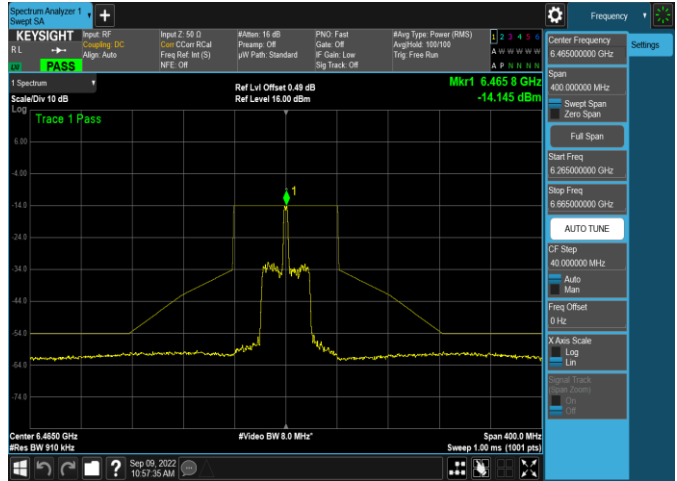


Plot 7-560. In-Band Emission Plot SDM Antenna 4a (40MHz 802.11ax RU484 (UNII Band 6) – Ch. 107)

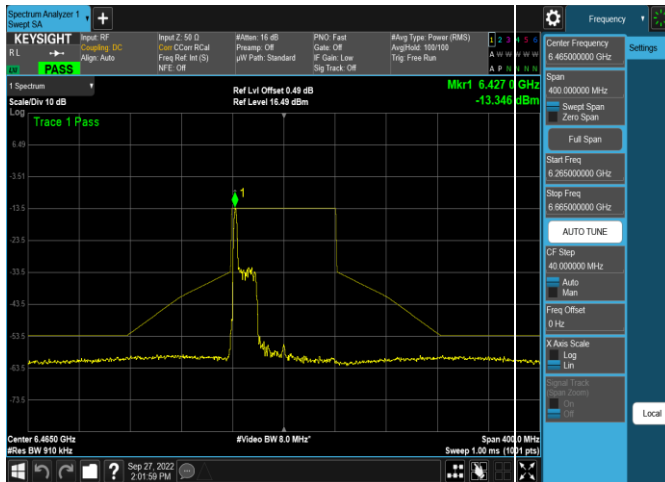
FCC ID: BCGA2764 IC: 579C-A2764	 MEASUREMENT REPORT (CERTIFICATION)		Approved by: Technical Manager
Test Report S/N: 1C2205090028-22-R3.BCG	Test Dates: 5/30/2022 - 9/16/2022	EUT Type: Tablet Device	Page 146 of 324



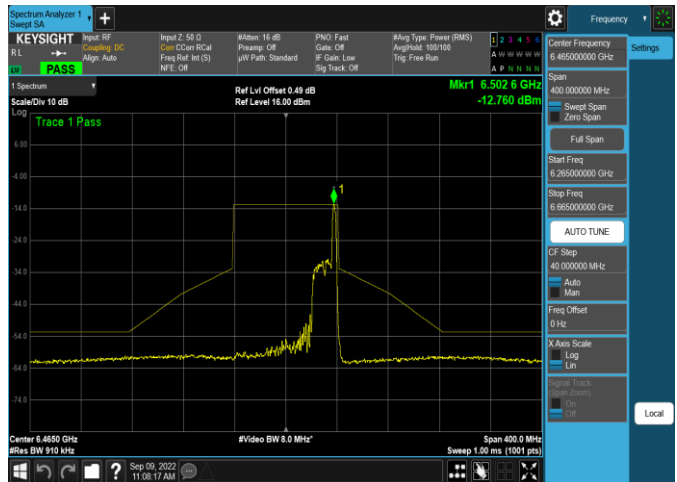
Plot 7-561. In-Band Emission Plot SDM Antenna 5b (80MHz 802.11ax RU26 (UNII Band 6) – Ch. 103)



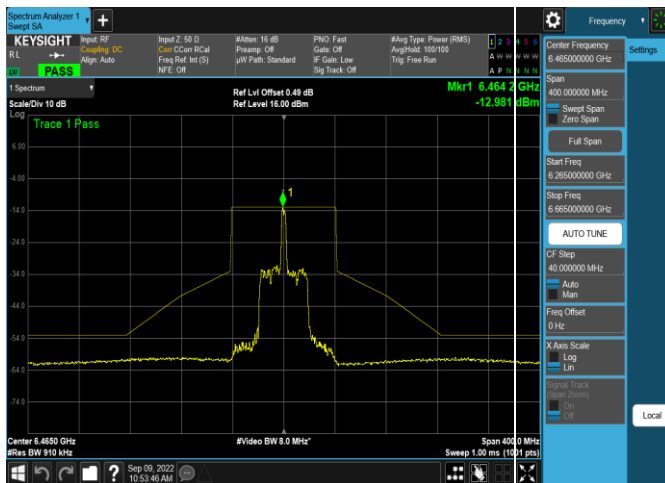
Plot 7-564. In-Band Emission Plot SDM Antenna 4a (80MHz 802.11ax RU26 (UNII Band 6) – Ch. 103)



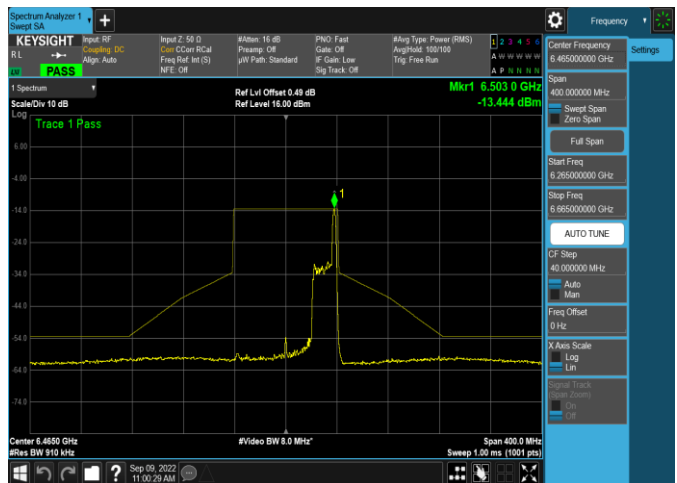
Plot 7-562. In-Band Emission Plot SDM Antenna 4a (80MHz 802.11ax RU26 (UNII Band 6) – Ch. 103)



Plot 7-565. In-Band Emission Plot SDM Antenna 5b (80MHz 802.11ax RU26 (UNII Band 6) – Ch. 103)

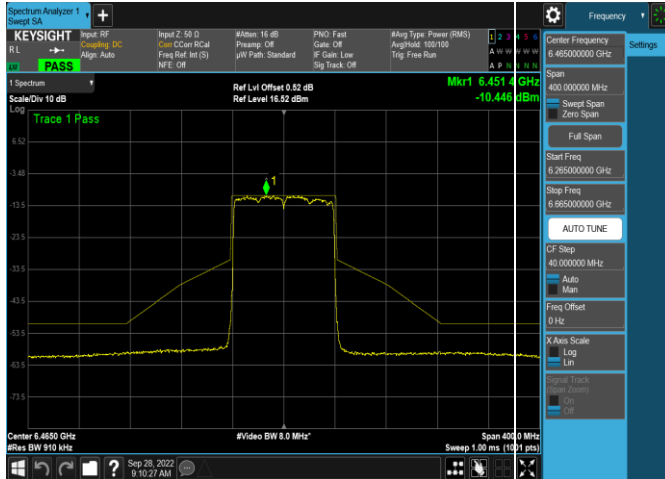


Plot 7-563. In-Band Emission Plot SDM Antenna 5b (80MHz 802.11ax RU26 (UNII Band 6) – Ch. 103)

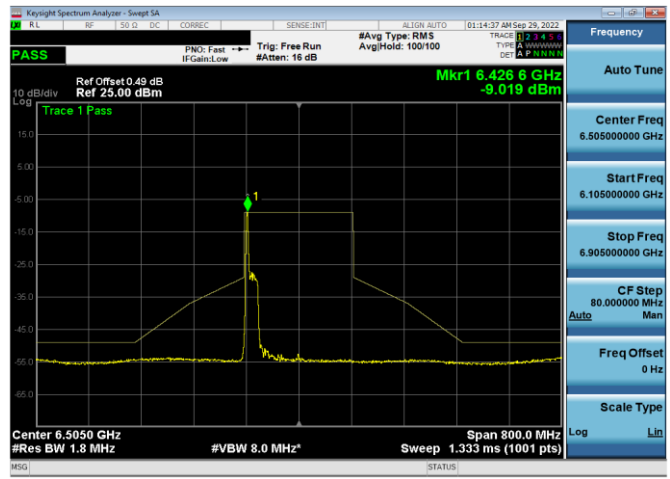


Plot 7-566. In-Band Emission Plot SDM Antenna 4a (80MHz 802.11ax RU26 (UNII Band 6) – Ch. 103)

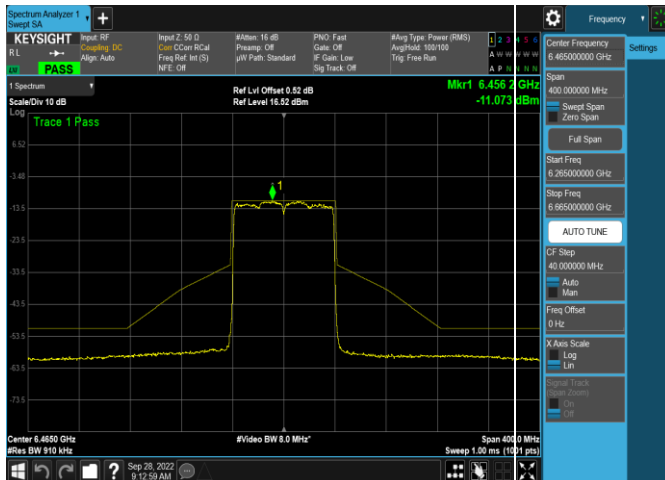
FCC ID: BCGA2764 IC: 579C-A2764	 MEASUREMENT REPORT (CERTIFICATION)		Approved by: Technical Manager
Test Report S/N: 1C2205090028-22-R3.BCG	Test Dates: 5/30/2022 - 9/16/2022	EUT Type: Tablet Device	Page 147 of 324



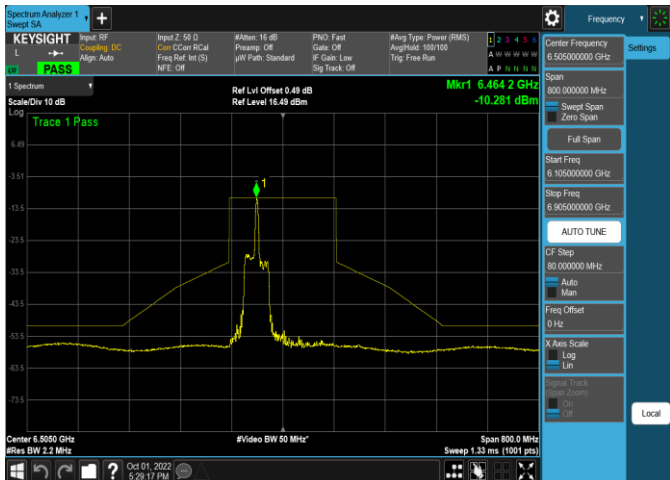
Plot 7-567. In-Band Emission Plot SDM Antenna 5b (80MHz 802.11ax RU996 (UNII Band 6) - Ch. 103)



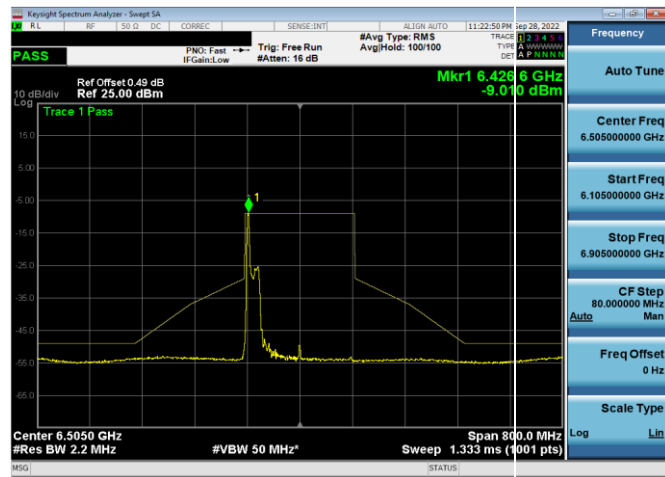
Plot 7-570. In-Band Emission Plot SDM Antenna 4a (160MHz 802.11ax RU26 (UNII Band 6) - Ch. 111)



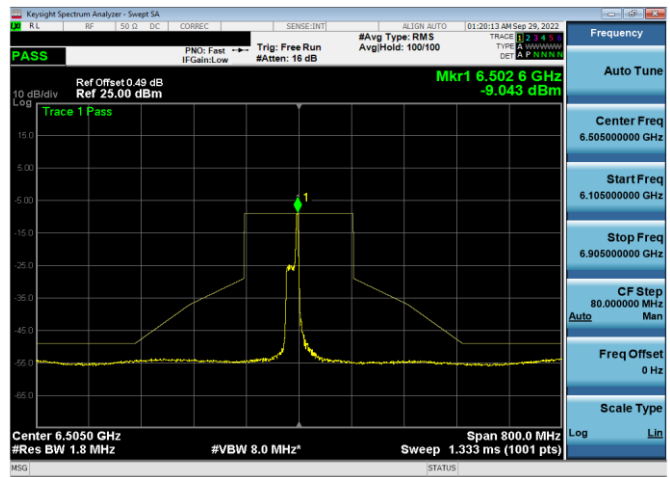
Plot 7-568. In-Band Emission Plot SDM Antenna 4a (80MHz 802.11ax RU996 (UNII Band 6) - Ch. 103)



Plot 7-571. In-Band Emission Plot SDM Antenna 5b (160MHz 802.11ax RU26 (UNII Band 6) - Ch. 111)

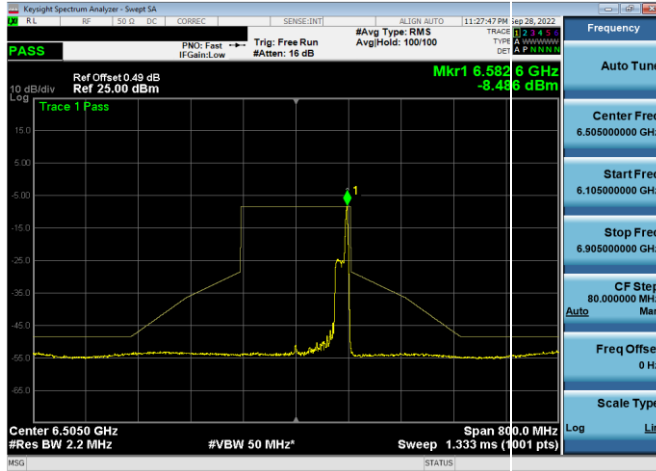


Plot 7-569. In-Band Emission Plot SDM Antenna 5b (160MHz 802.11ax RU26 (UNII Band 6) - Ch. 111)

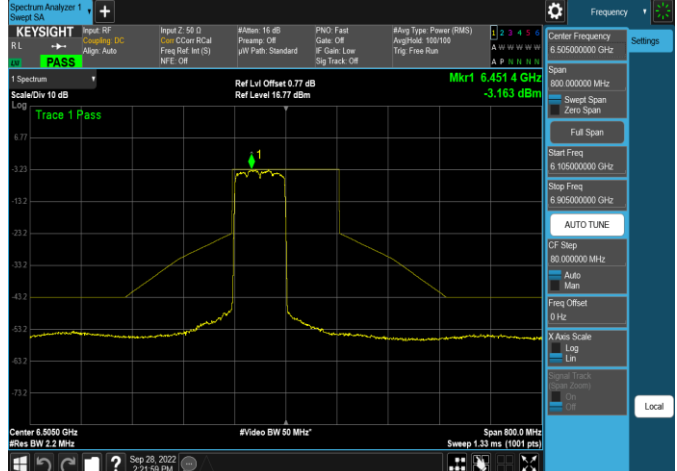


Plot 7-572. In-Band Emission Plot SDM Antenna 4a (160MHz 802.11ax RU26 (UNII Band 6) - Ch. 111)

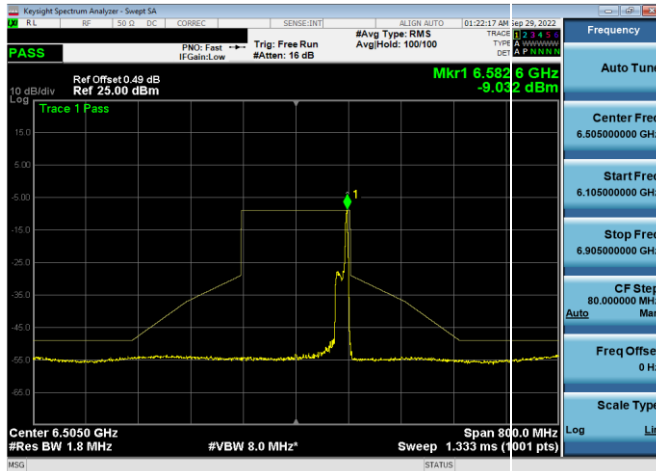
FCC ID: BCGA2764 IC: 579C-A2764	MEASUREMENT REPORT (CERTIFICATION)	Approved by: Technical Manager
Test Report S/N: 1C2205090028-22-R3.BCG	Test Dates: 5/30/2022 - 9/16/2022	Page 148 of 324
EUT Type: Tablet Device		



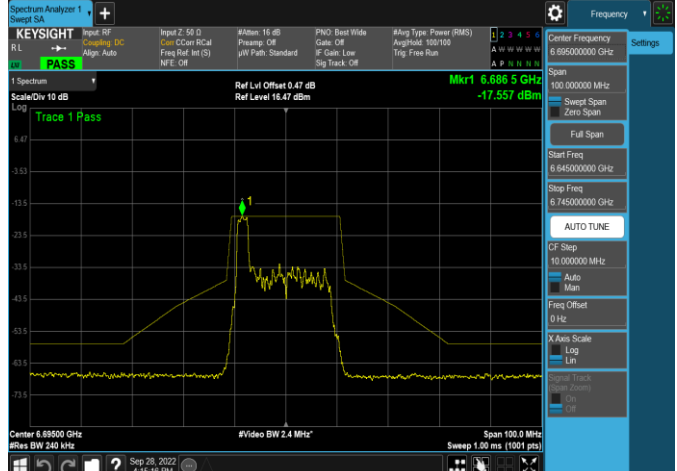
Plot 7-573. In-Band Emission Plot SDM Antenna 5b (160MHz 802.11ax RU26 (UNII Band 6) – Ch. 111)



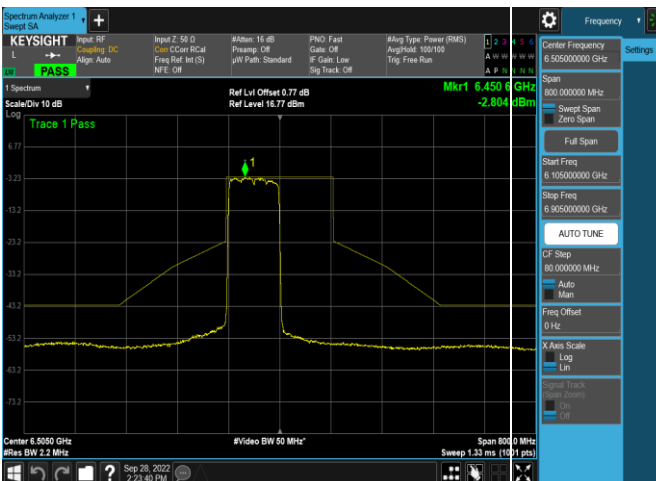
Plot 7-576. In-Band Emission Plot SDM Antenna 4a (160MHz 802.11ax RU996x2 (UNII Band 6) – Ch. 111)



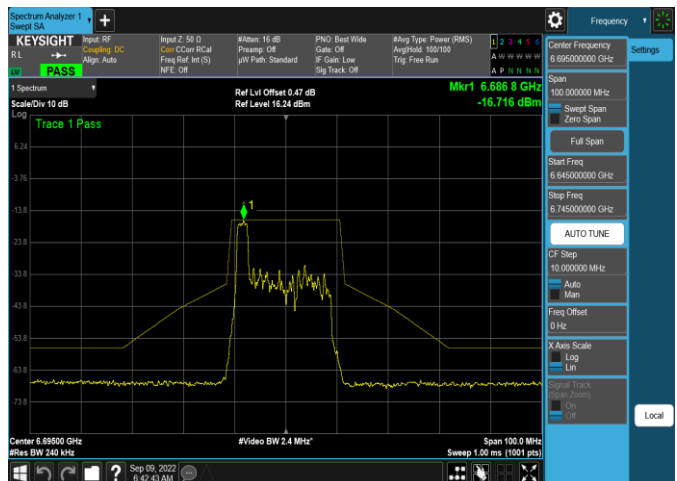
Plot 7-574. In-Band Emission Plot SDM Antenna 4a (160MHz 802.11ax RU26 (UNII Band 6) – Ch. 111)



Plot 7-577. In-Band Emission Plot SDM Antenna 5b (20MHz 802.11ax RU26 (UNII Band 7) – Ch. 149)

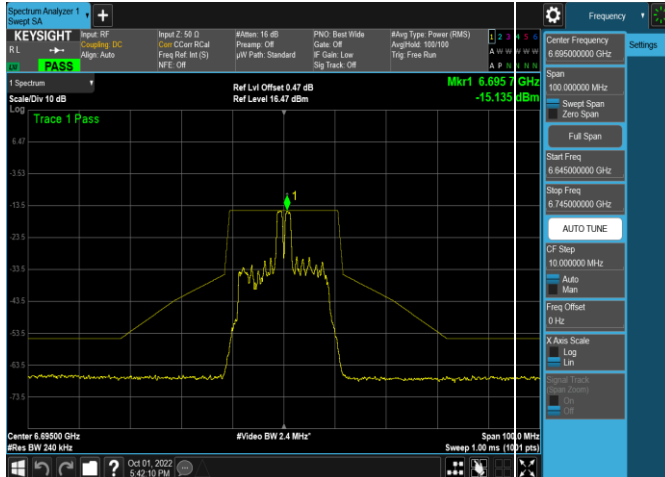


Plot 7-575. In-Band Emission Plot SDM Antenna 5b (160MHz 802.11ax RU996x2 (UNII Band 6) – Ch. 111)

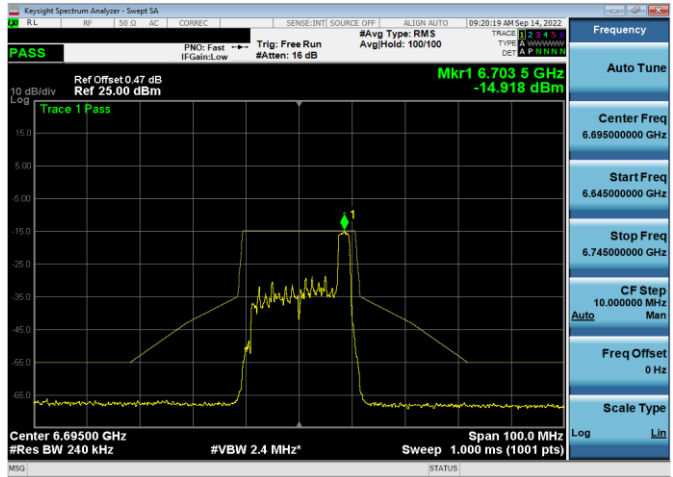


Plot 7-578. In-Band Emission Plot SDM Antenna 4a (20MHz 802.11ax RU26 (UNII Band 7) – Ch. 149)

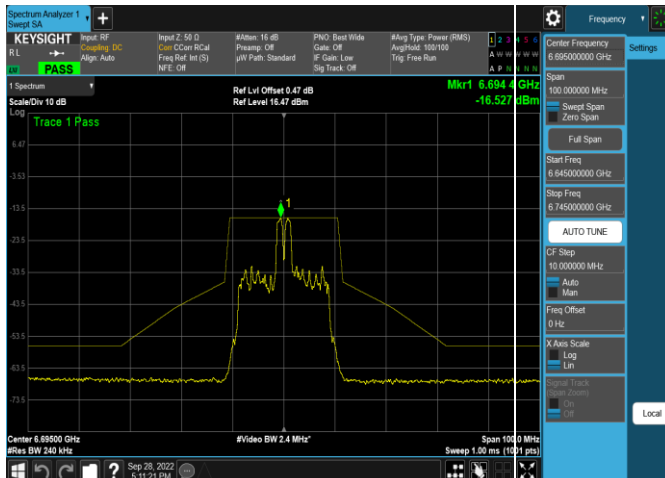
FCC ID: BCGA2764 IC: 579C-A2764		MEASUREMENT REPORT (CERTIFICATION)	Approved by: Technical Manager
Test Report S/N: 1C2205090028-22-R3.BCG			Page 149 of 324



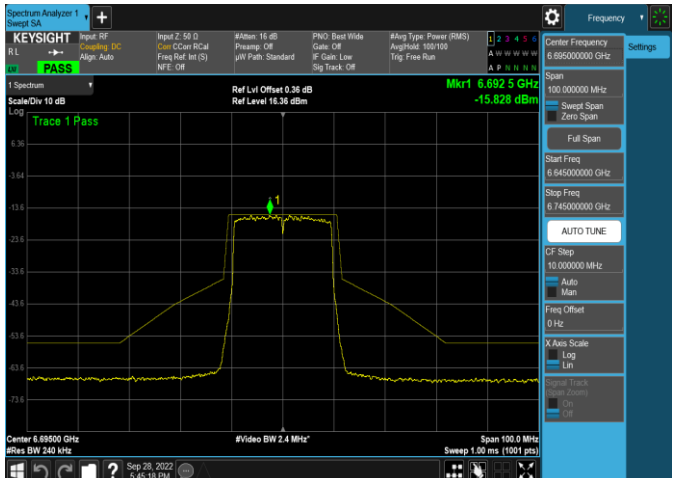
Plot 7-579. In-Band Emission Plot SDM Antenna 5b (20MHz 802.11ax RU26 (UNII Band 7) – Ch. 149)



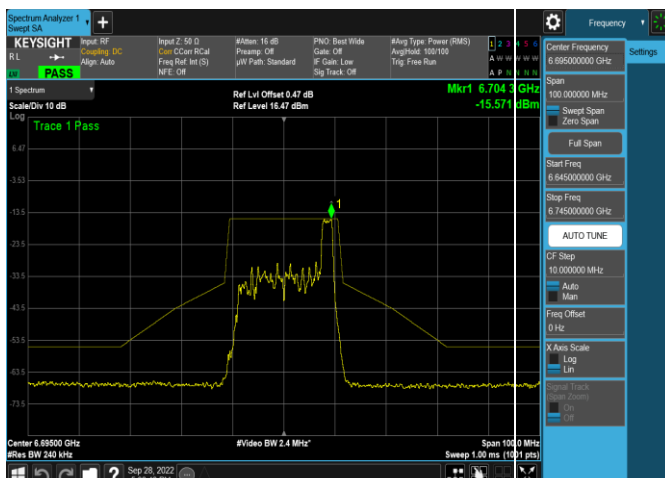
Plot 7-582. In-Band Emission Plot SDM Antenna 4a (20MHz 802.11ax RU26 (UNII Band 7) – Ch. 149)



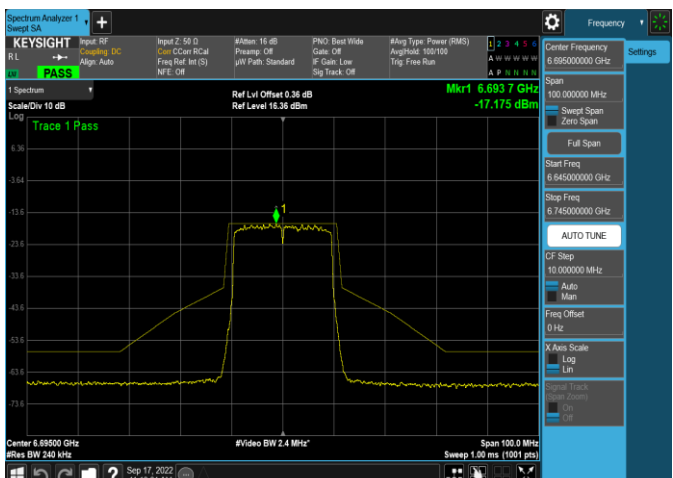
Plot 7-580. In-Band Emission Plot SDM Antenna 4a (20MHz 802.11ax RU26 (UNII Band 7) – Ch. 149)



Plot 7-583. In-Band Emission Plot SDM Antenna 5b (20MHz 802.11ax RU242 (UNII Band 7) – Ch. 149)

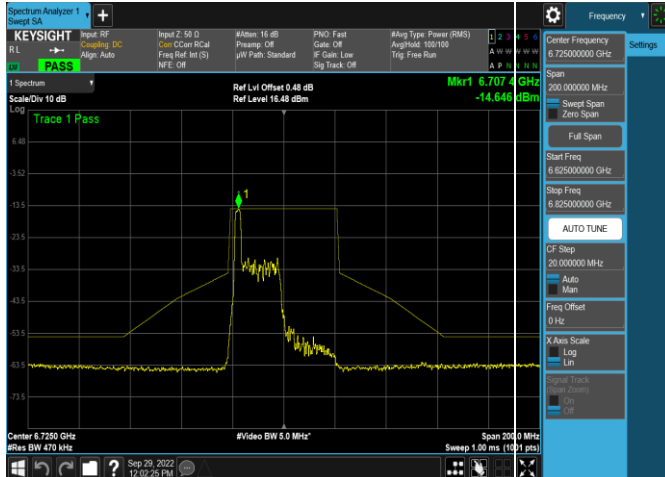


Plot 7-581. In-Band Emission Plot SDM Antenna 5b (20MHz 802.11ax RU26 (UNII Band 7) – Ch. 149)

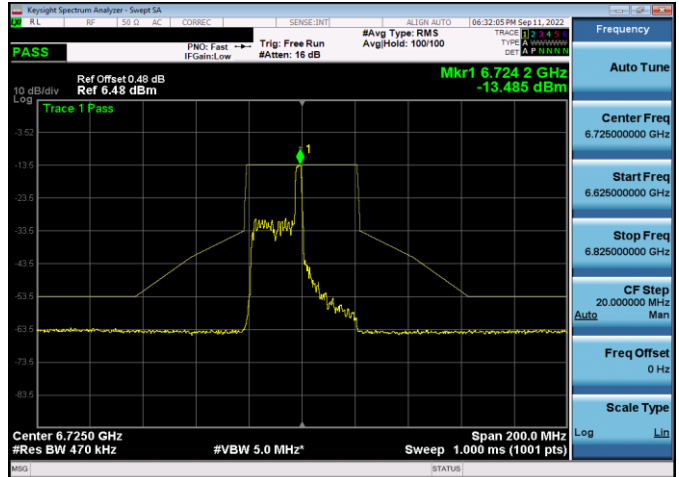


Plot 7-584. In-Band Emission Plot SDM Antenna 4a (20MHz 802.11ax RU242 (UNII Band 7) – Ch. 149)

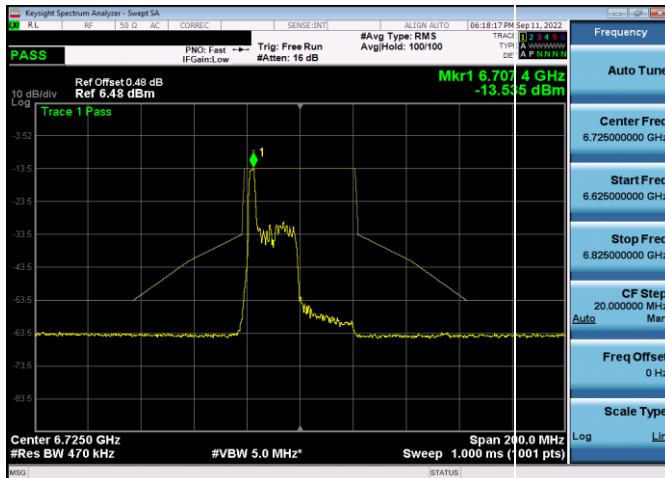
FCC ID: BCGA2764 IC: 579C-A2764	 MEASUREMENT REPORT (CERTIFICATION)	Approved by: Technical Manager
Test Report S/N: 1C2205090028-22-R3.BCG	Test Dates: 5/30/2022 - 9/16/2022	EUT Type: Tablet Device



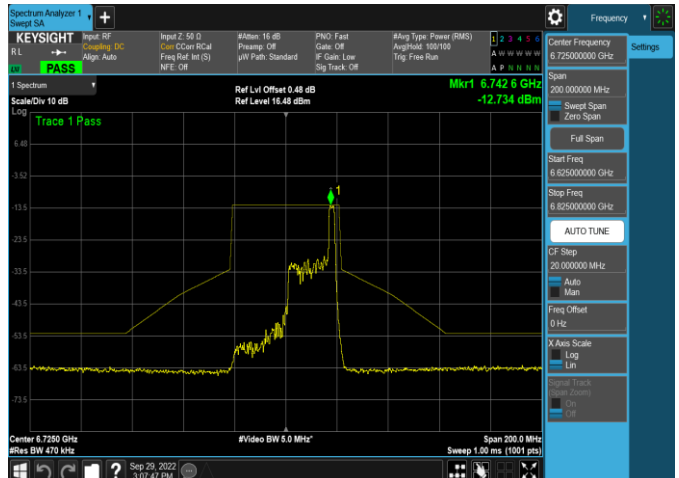
Plot 7-585. In-Band Emission Plot SDM Antenna 5b (40MHz 802.11ax RU26 (UNII Band 7) – Ch. 155)



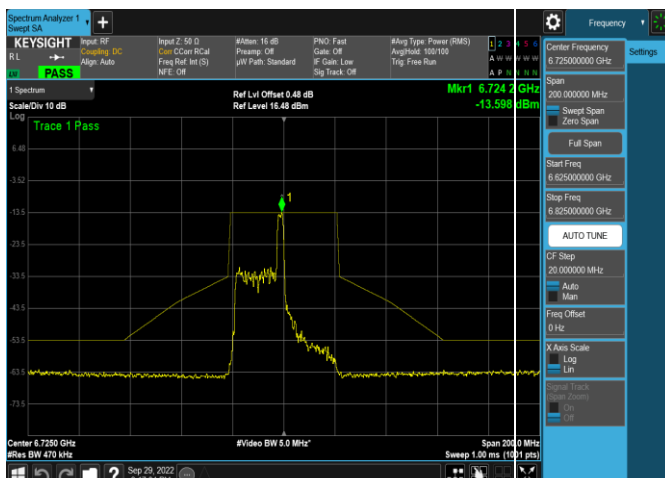
Plot 7-588. In-Band Emission Plot SDM Antenna 4a (40MHz 802.11ax RU26 (UNII Band 7) – Ch. 155)



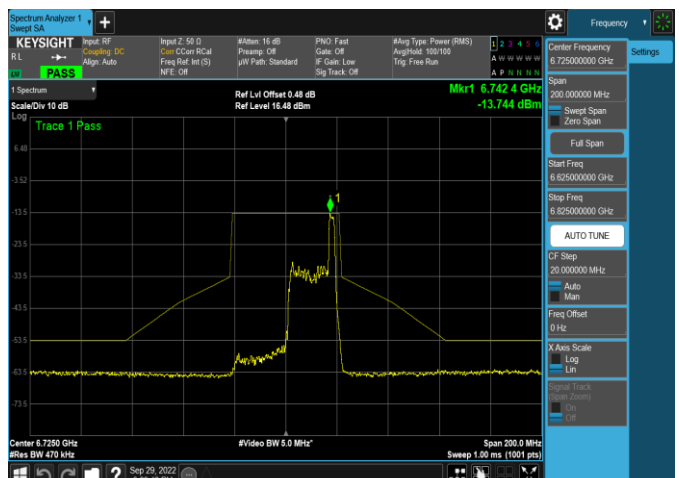
Plot 7-586. In-Band Emission Plot SDM Antenna 4a (40MHz 802.11ax RU26 (UNII Band 7) – Ch. 155)



Plot 7-589. In-Band Emission Plot SDM Antenna 5b (40MHz 802.11ax RU26 (UNII Band 7) – Ch. 155)

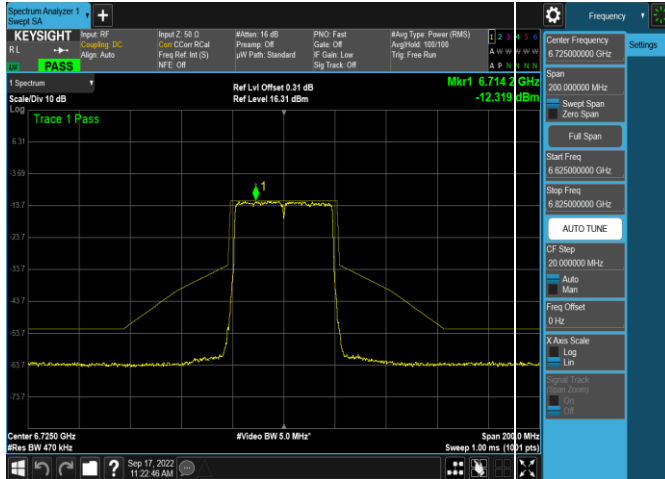


Plot 7-587. In-Band Emission Plot SDM Antenna 5b (40MHz 802.11ax RU26 (UNII Band 7) – Ch. 155)

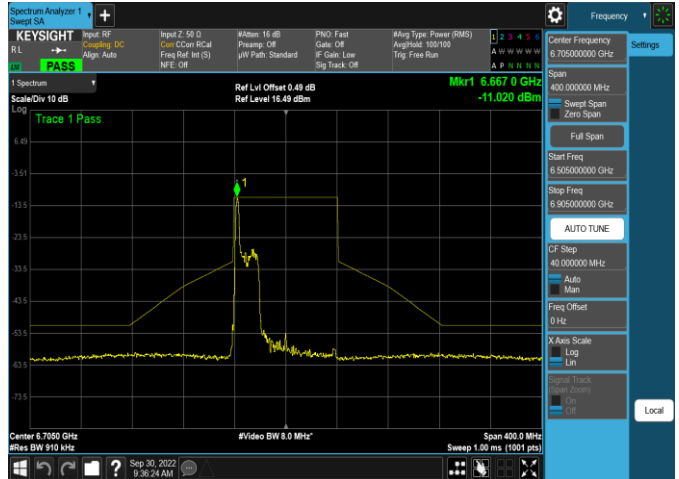


Plot 7-590. In-Band Emission Plot SDM Antenna 4a (40MHz 802.11ax RU26 (UNII Band 7) – Ch. 155)

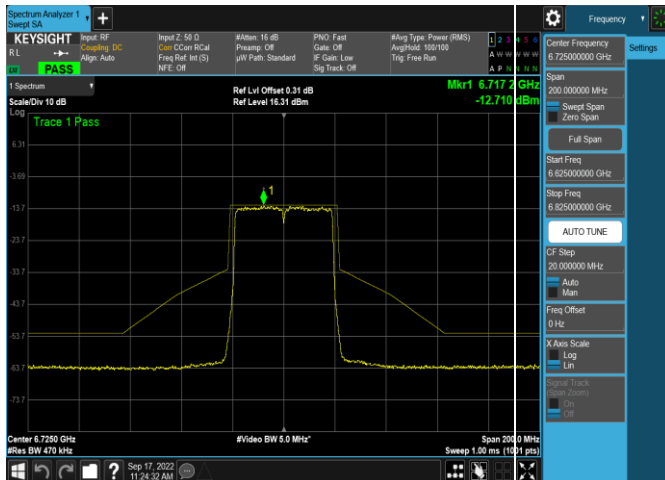
FCC ID: BCGA2764 IC: 579C-A2764	 MEASUREMENT REPORT (CERTIFICATION)	Approved by: Technical Manager
Test Report S/N: 1C2205090028-22-R3.BCG	Test Dates: 5/30/2022 - 9/16/2022	EUT Type: Tablet Device



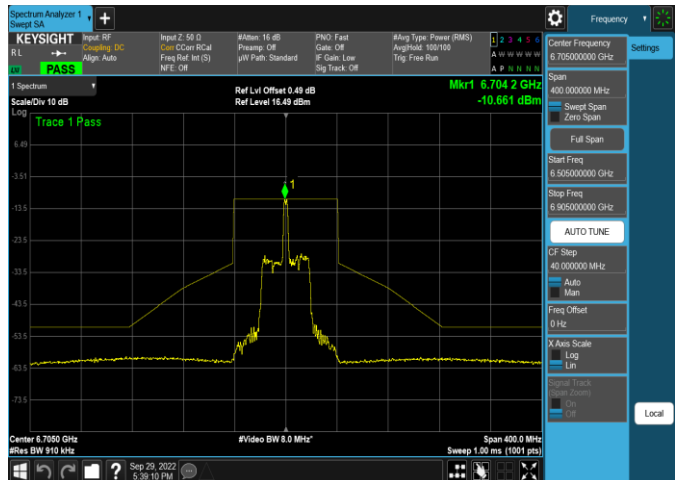
Plot 7-591. In-Band Emission Plot SDM Antenna 5b (40MHz 802.11ax RU484 (UNII Band 7) – Ch. 155)



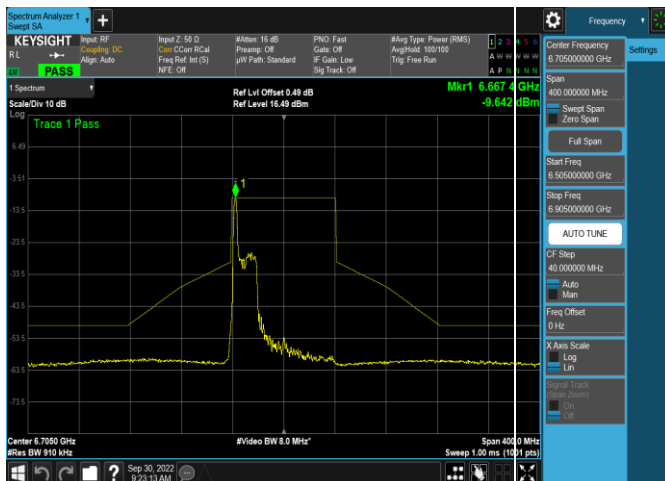
Plot 7-594. In-Band Emission Plot SDM Antenna 4a (80MHz 802.11ax RU26 (UNII Band 7) – Ch. 151)



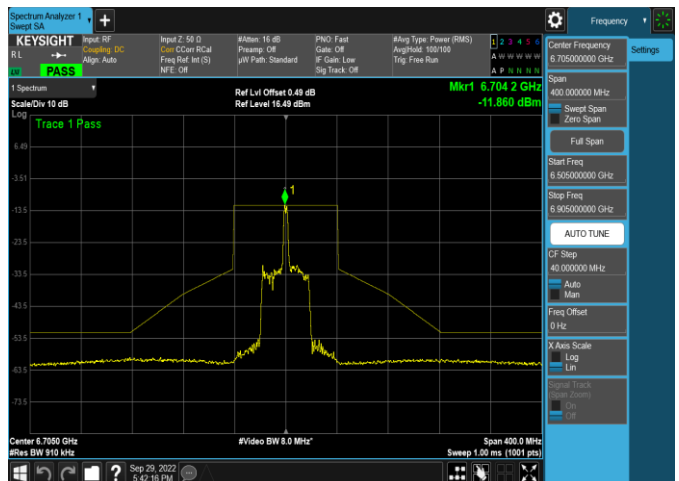
Plot 7-592. In-Band Emission Plot SDM Antenna 4a (40MHz 802.11ax RU484 (UNII Band 7) – Ch. 155)



Plot 7-595. In-Band Emission Plot SDM Antenna 5b (80MHz 802.11ax RU26 (UNII Band 7) – Ch. 151)

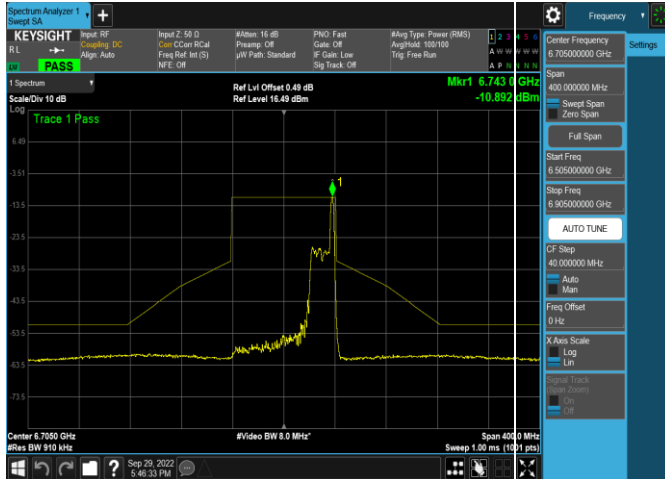


Plot 7-593. In-Band Emission Plot SDM Antenna 5b (80MHz 802.11ax RU26 (UNII Band 7) – Ch. 151)

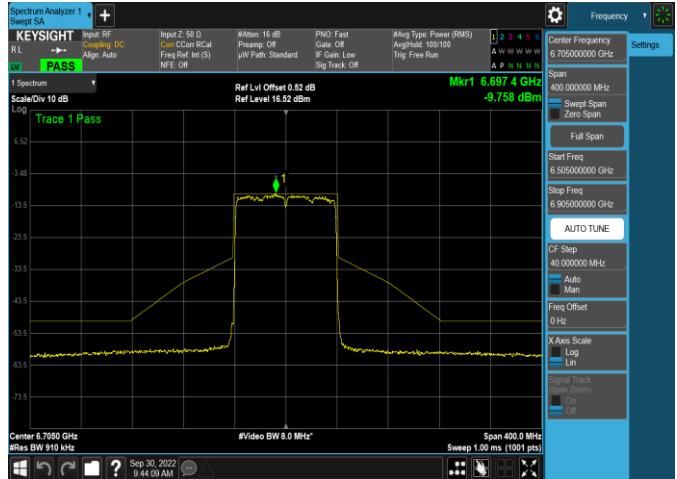


Plot 7-596. In-Band Emission Plot SDM Antenna 4a (80MHz 802.11ax RU26 (UNII Band 7) – Ch. 151)

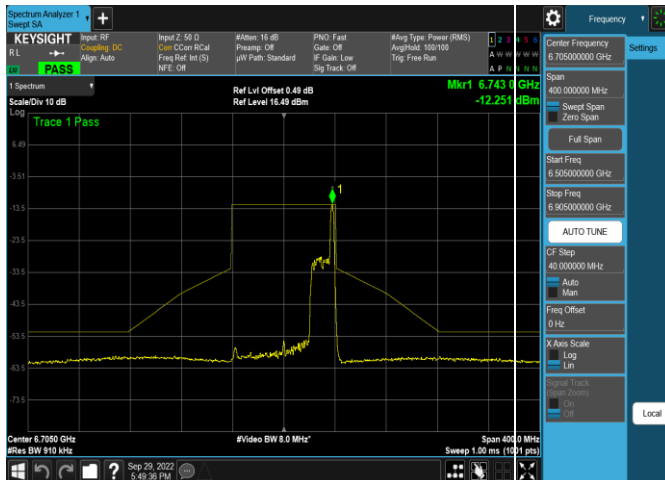
FCC ID: BCGA2764 IC: 579C-A2764	 MEASUREMENT REPORT (CERTIFICATION)		Approved by: Technical Manager
Test Report S/N: 1C2205090028-22-R3.BCG	Test Dates: 5/30/2022 - 9/16/2022	EUT Type: Tablet Device	Page 152 of 324



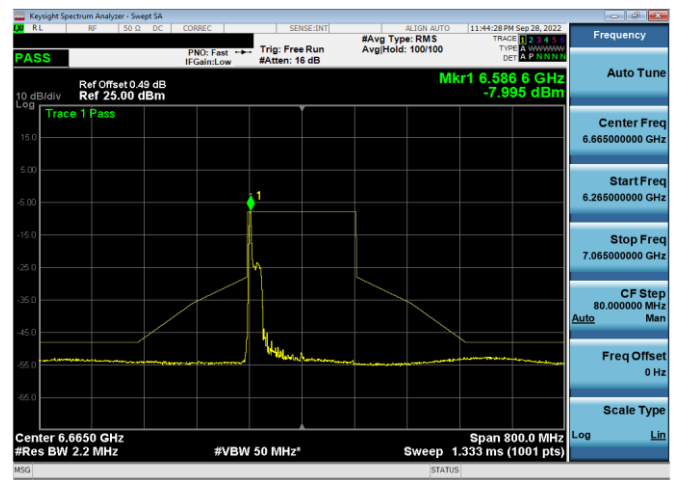
Plot 7-597. In-Band Emission Plot SDM Antenna 5b (80MHz 802.11ax RU26 (UNII Band 7) – Ch. 151)



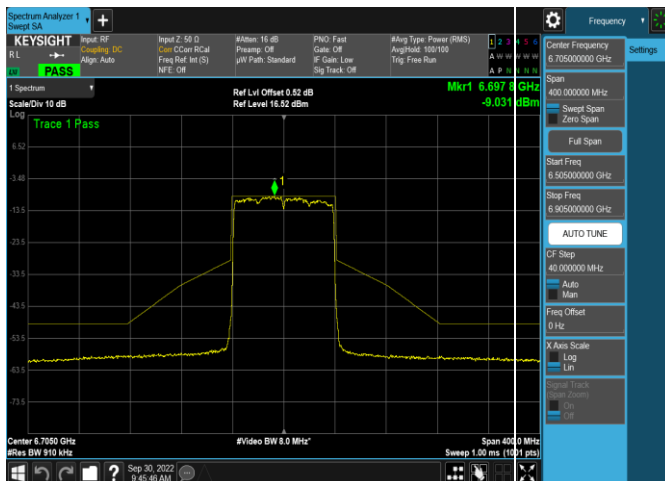
Plot 7-600. In-Band Emission Plot SDM Antenna 4a (80MHz 802.11ax RU996 (UNII Band 7) – Ch. 151)



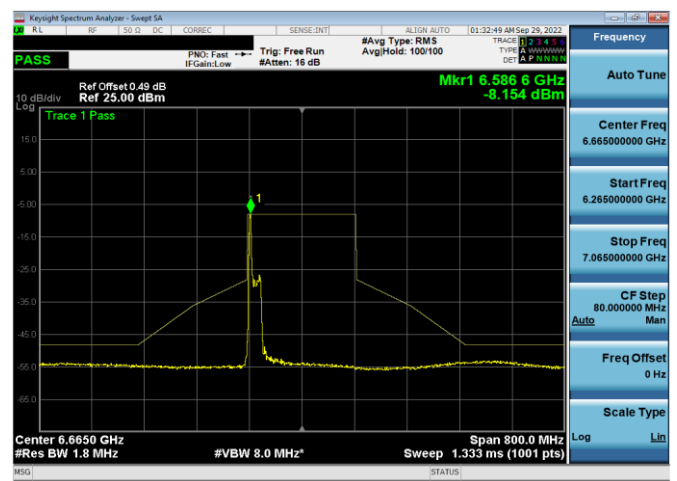
Plot 7-598. In-Band Emission Plot SDM Antenna 4a (80MHz 802.11ax RU26 (UNII Band 7) – Ch. 151)



Plot 7-601. In-Band Emission Plot SDM Antenna 5b (160MHz 802.11ax RU26 (UNII Band 7) – Ch. 143)

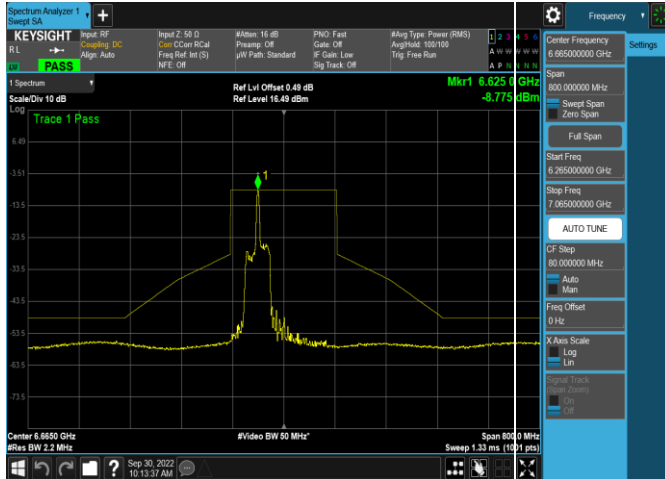


Plot 7-599. In-Band Emission Plot SDM Antenna 5b (80MHz 802.11ax RU996 (UNII Band 7) – Ch. 151)

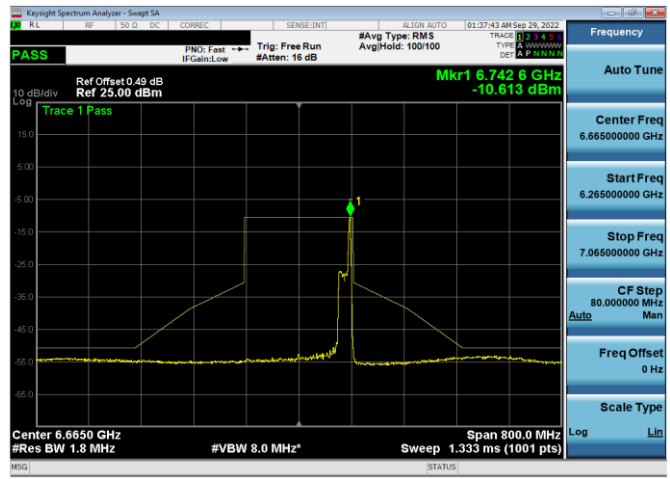


Plot 7-602. In-Band Emission Plot SDM Antenna 4a (160MHz 802.11ax RU26 (UNII Band 7) – Ch. 143)

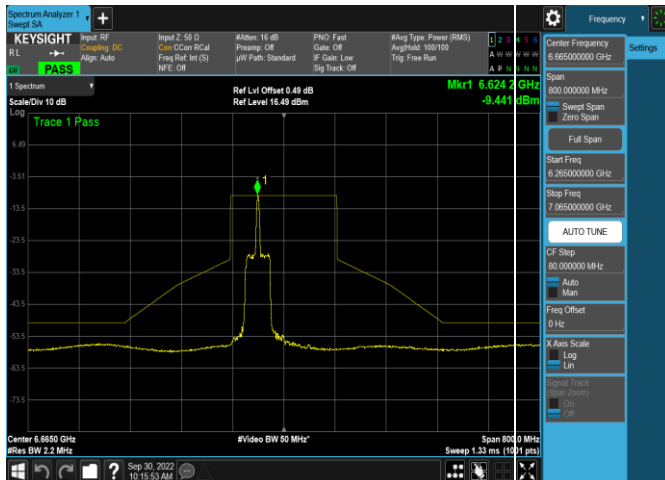
FCC ID: BCGA2764 IC: 579C-A2764	MEASUREMENT REPORT (CERTIFICATION)	Approved by: Technical Manager
Test Report S/N: 1C2205090028-22-R3.BCG	Test Dates: 5/30/2022 - 9/16/2022	Page 153 of 324
	EUT Type: Tablet Device	



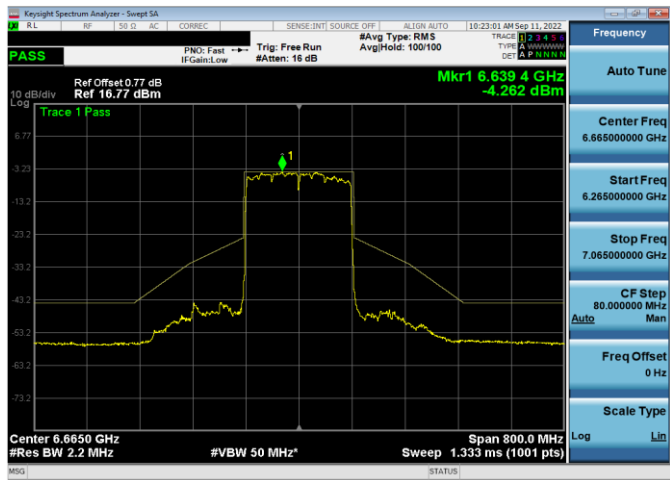
Plot 7-603. In-Band Emission Plot SDM Antenna 5b (160MHz 802.11ax RU26 (UNII Band 7) – Ch. 143)



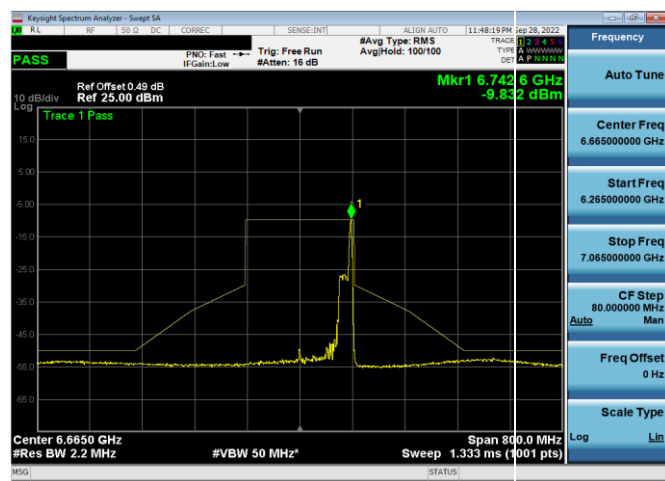
Plot 7-606. In-Band Emission Plot SDM Antenna 4a (160MHz 802.11ax RU26 (UNII Band 7) – Ch. 143)



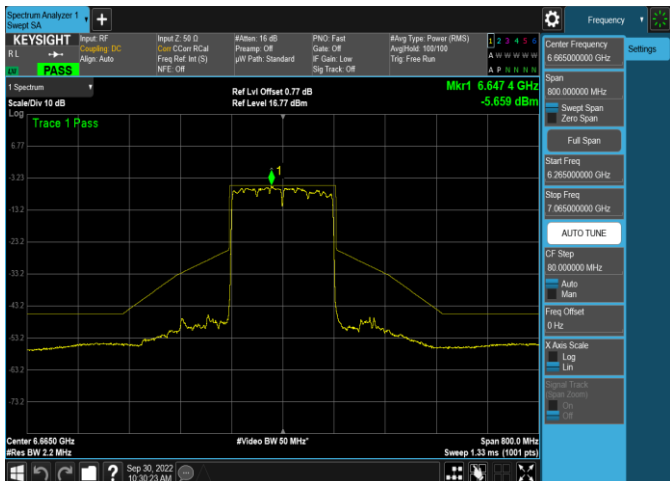
Plot 7-604. In-Band Emission Plot SDM Antenna 4a (160MHz 802.11ax RU26 (UNII Band 7) – Ch. 143)



Plot 7-607. In-Band Emission Plot SDM Antenna 5b (160MHz 802.11ax RU996x2 (UNII Band 7) – Ch. 143)

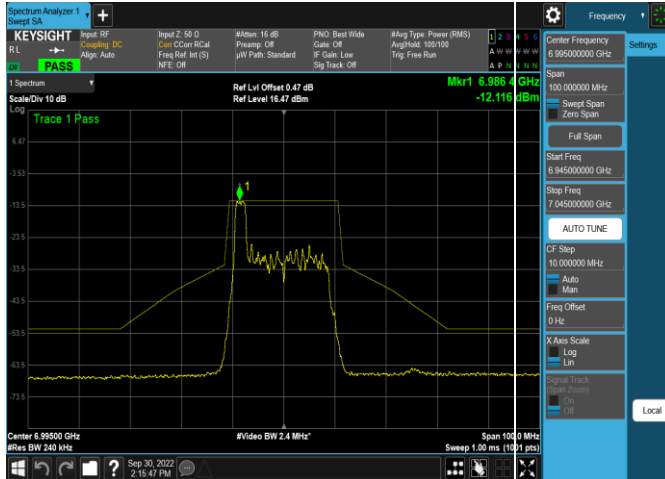


Plot 7-605. In-Band Emission Plot SDM Antenna 5b (160MHz 802.11ax RU26 (UNII Band 7) – Ch. 143)

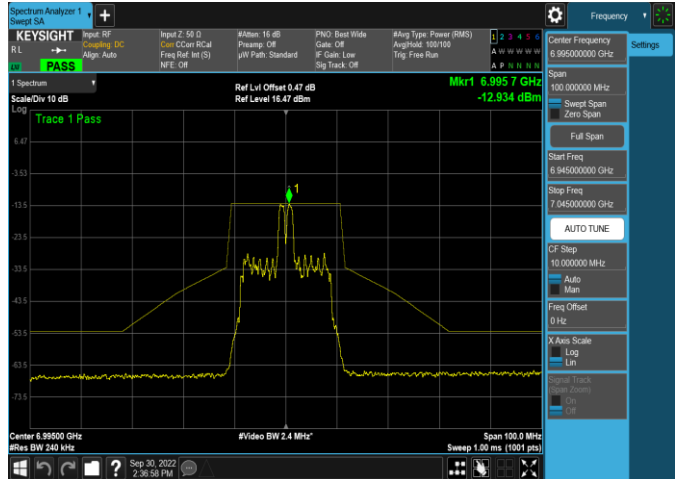


Plot 7-608. In-Band Emission Plot SDM Antenna 4a (160MHz 802.11ax RU996x2 (UNII Band 7) – Ch. 143)

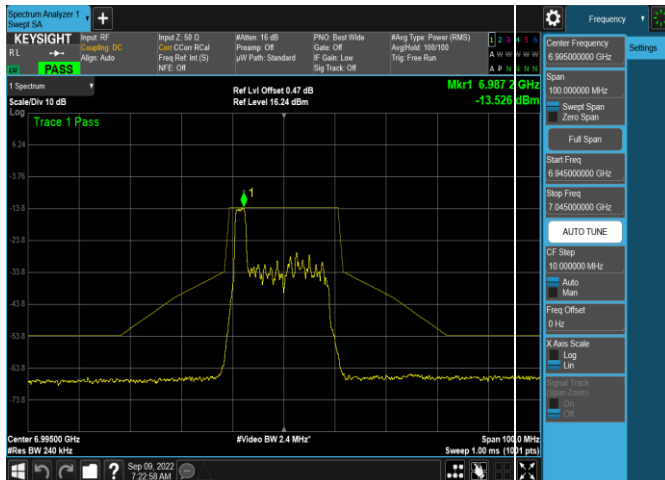
FCC ID: BCGA2764 IC: 579C-A2764	 MEASUREMENT REPORT (CERTIFICATION)		Approved by: Technical Manager
Test Report S/N: 1C2205090028-22-R3.BCG	Test Dates: 5/30/2022 - 9/16/2022	EUT Type: Tablet Device	Page 154 of 324



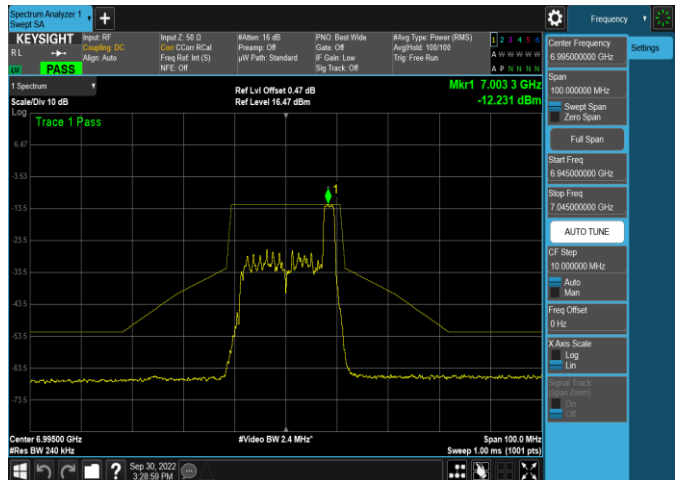
Plot 7-609. In-Band Emission Plot SDM Antenna 5b (20MHz 802.11ax RU26 (UNII Band 8) – Ch. 209)



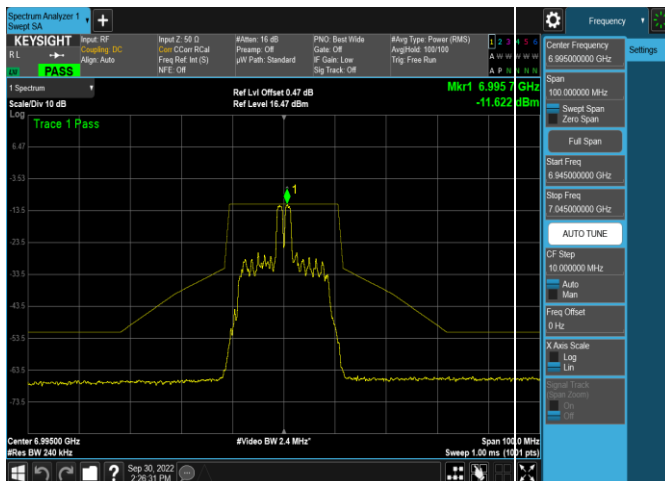
Plot 7-612. In-Band Emission Plot SDM Antenna 4a (20MHz 802.11ax RU26 (UNII Band 8) – Ch. 209)



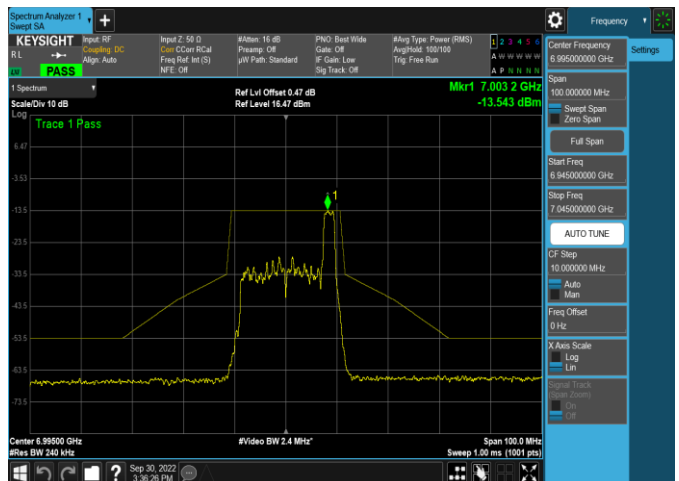
Plot 7-610. In-Band Emission Plot SDM Antenna 4a (20MHz 802.11ax RU26 (UNII Band 8) – Ch. 209)



Plot 7-613. In-Band Emission Plot SDM Antenna 5b (20MHz 802.11ax RU26 (UNII Band 8) – Ch. 209)

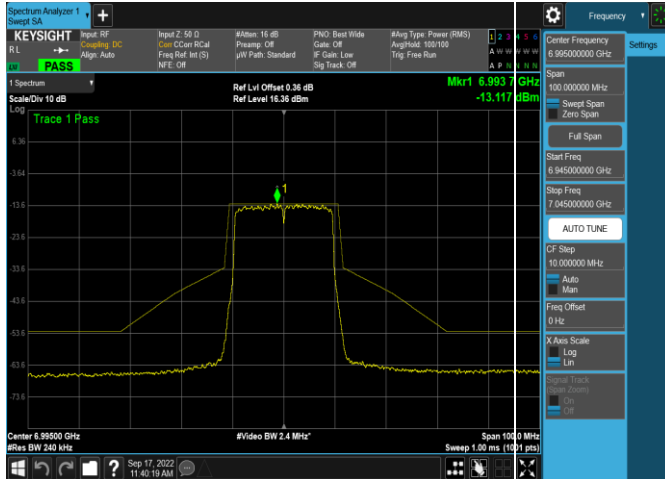


Plot 7-611. In-Band Emission Plot SDM Antenna 5b (20MHz 802.11ax RU26 (UNII Band 8) – Ch. 209)

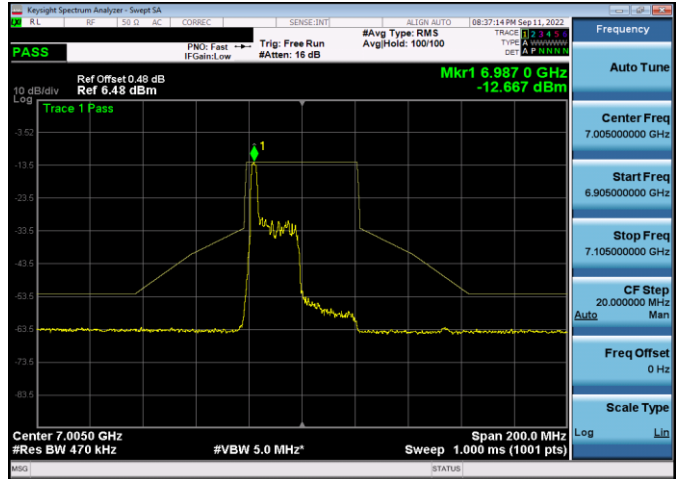


Plot 7-614. In-Band Emission Plot SDM Antenna 4a (20MHz 802.11ax RU26 (UNII Band 8) – Ch. 209)

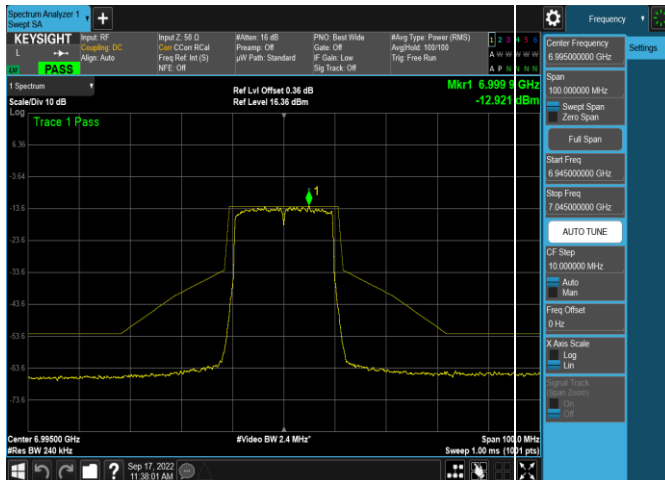
FCC ID: BCGA2764 IC: 579C-A2764	 MEASUREMENT REPORT (CERTIFICATION)		Approved by: Technical Manager
Test Report S/N: 1C2205090028-22-R3.BCG	Test Dates: 5/30/2022 - 9/16/2022	EUT Type: Tablet Device	Page 155 of 324



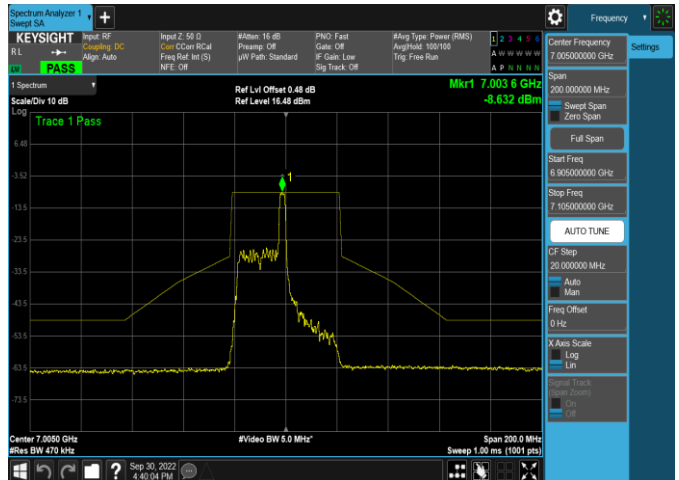
Plot 7-615. In-Band Emission Plot SDM Antenna 5b (20MHz 802.11ax RU242 (UNII Band 8) – Ch. 209)



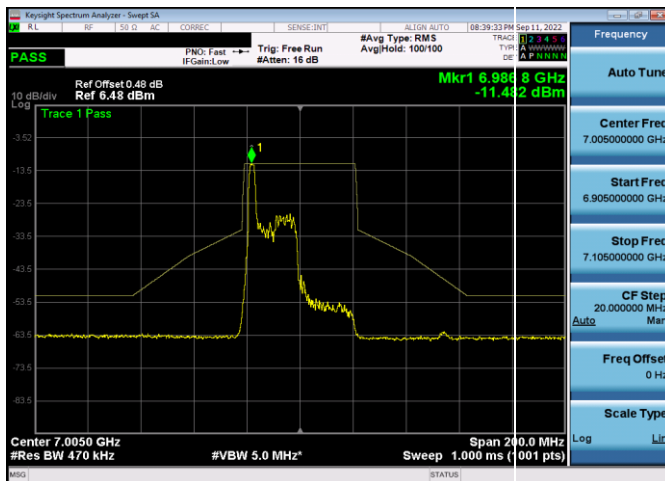
Plot 7-618. In-Band Emission Plot SDM Antenna 4a (40MHz 802.11ax RU26 (UNII Band 8) – Ch. 211)



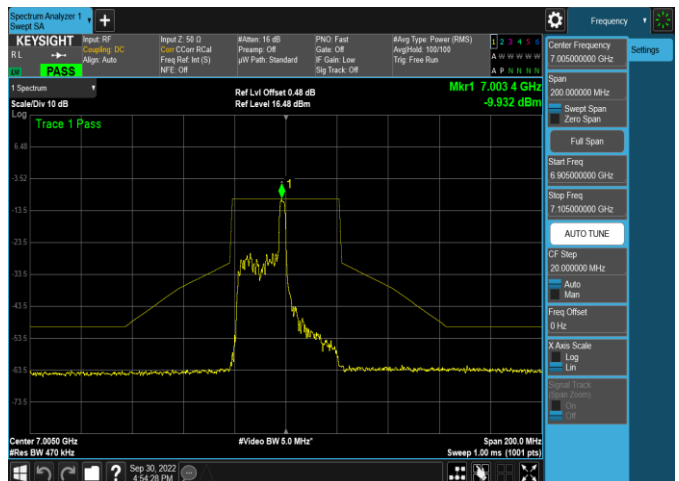
Plot 7-616. In-Band Emission Plot SDM Antenna 4a (20MHz 802.11ax RU242 (UNII Band 8) – Ch. 209)



Plot 7-619. In-Band Emission Plot SDM Antenna 5b (40MHz 802.11ax RU26 (UNII Band 8) – Ch. 211)



Plot 7-617. In-Band Emission Plot SDM Antenna 5b (40MHz 802.11ax RU26 (UNII Band 8) – Ch. 211)



Plot 7-620. In-Band Emission Plot SDM Antenna 4a (40MHz 802.11ax RU26 (UNII Band 8) – Ch. 211)

FCC ID: BCGA2764 IC: 579C-A2764	 <p>MEASUREMENT REPORT (CERTIFICATION)</p>	Approved by: Technical Manager
Test Report S/N: 1C2205090028-22-R3.BCG		
Test Dates: 5/30/2022 - 9/16/2022	EUT Type: Tablet Device	Page 156 of 324