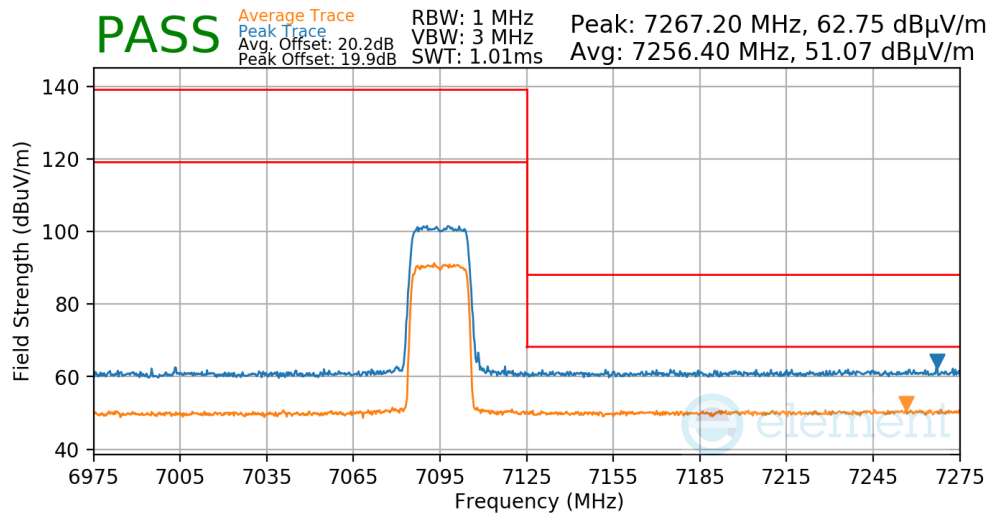
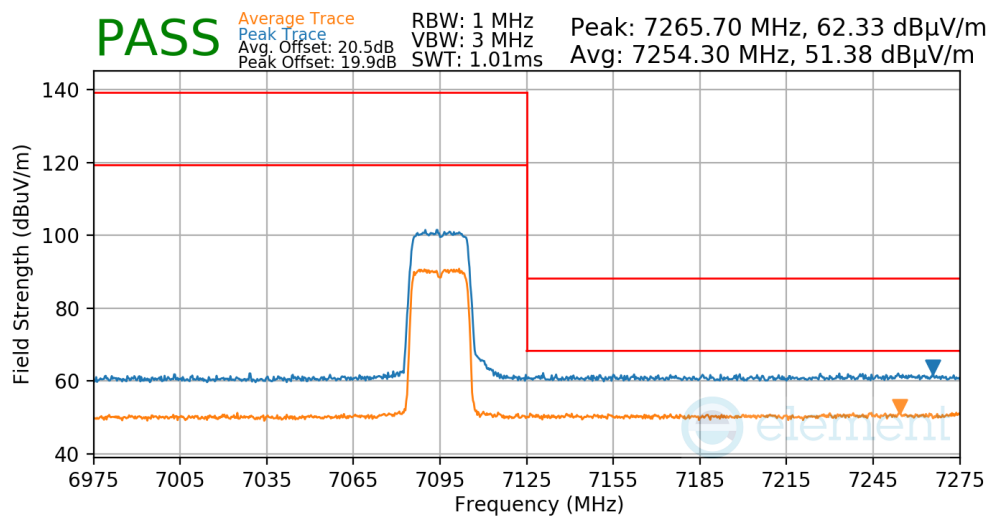


Worst Case Mode: 802.11ax  
Worst Case Transfer Rate: MCS4  
Distance of Measurements: 3 Meters  
Operating Frequency: 7095MHz  
Channel: 229



**Plot 7-695. Antenna 4a Radiated Upper Band Edge (Peak/Average – UNII Band 8)**

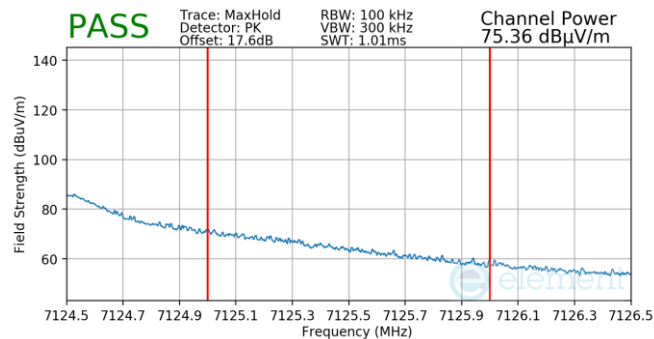
Worst Case Mode: 802.11ax  
Worst Case Transfer Rate: MCS11  
Distance of Measurements: 3 Meters  
Operating Frequency: 7095MHz  
Channel: 229



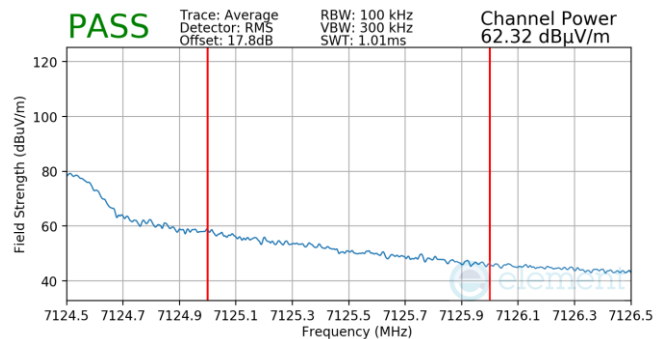
**Plot 7-696. Antenna 4a Radiated Upper Band Edge (Peak/Average – UNII Band 8)**

FCC ID: BCGA2764 IC: 579C-A2764		MEASUREMENT REPORT (CERTIFICATION)	Approved by: Technical Manager
Test Report S/N: 1C2205090028-21-R2.BCG	Test Dates: 5/30/2022 - 9/16/2022	EUT Type: Tablet Device	Page 248 of 282

Worst Case Mode: 802.11ax  
Worst Case Transfer Rate: MCS2  
Distance of Measurements: 3 Meters  
Operating Frequency: 7115MHz  
Channel: 233

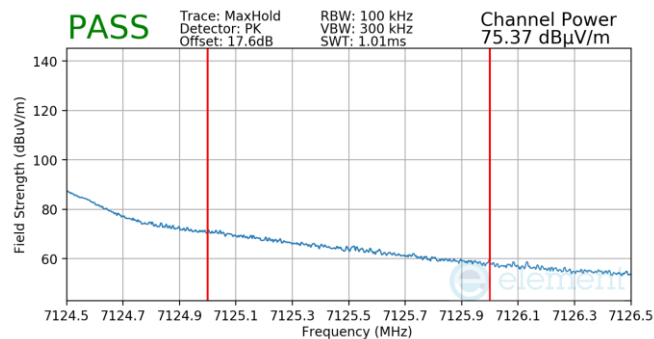


**Plot 7-697. Antenna 4a Radiated Upper Band Edge (Peak – UNII Band 8)**

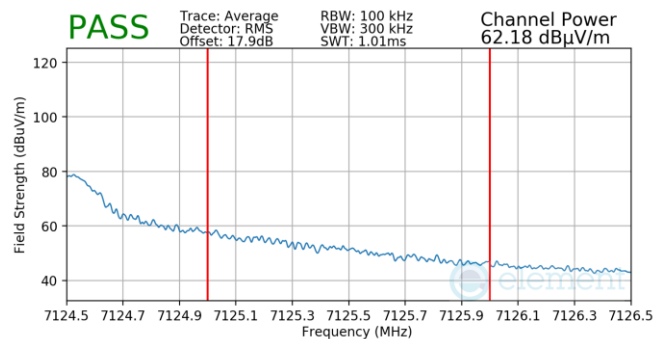


**Plot 7-698. Antenna 4a Radiated Upper Band Edge (Average – UNII Band 8)**

Worst Case Mode: 802.11ax  
Worst Case Transfer Rate: MCS4  
Distance of Measurements: 3 Meters  
Operating Frequency: 7115MHz  
Channel: 233



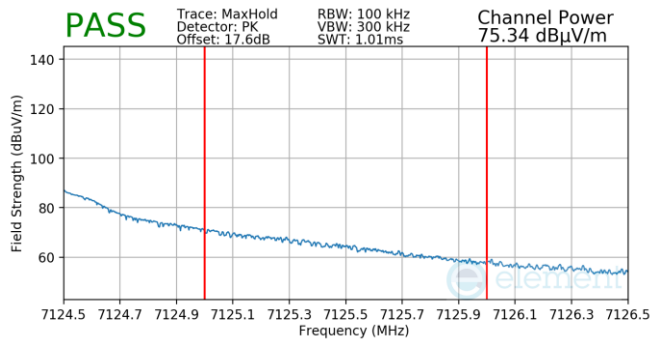
**Plot 7-699. Antenna 4a Radiated Upper Band Edge (Peak – UNII Band 8)**



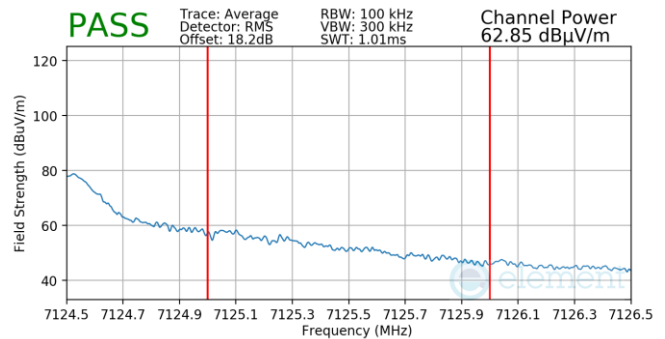
**Plot 7-700. Antenna 4a Radiated Upper Band Edge (Average – UNII Band 8)**

FCC ID: BCGA2764 IC: 579C-A2764	 <b>MEASUREMENT REPORT (CERTIFICATION)</b>		<b>Approved by:</b> Technical Manager
<b>Test Report S/N:</b> 1C2205090028-21-R2.BCG	<b>Test Dates:</b> 5/30/2022 - 9/16/2022	<b>EUT Type:</b> Tablet Device	Page 249 of 282

Worst Case Mode: 802.11ax  
 Worst Case Transfer Rate: MCS11  
 Distance of Measurements: 3 Meters  
 Operating Frequency: 7115MHz  
 Channel: 233



**Plot 7-701. Antenna 4a Radiated Upper Band Edge (Peak – UNII Band 8)**



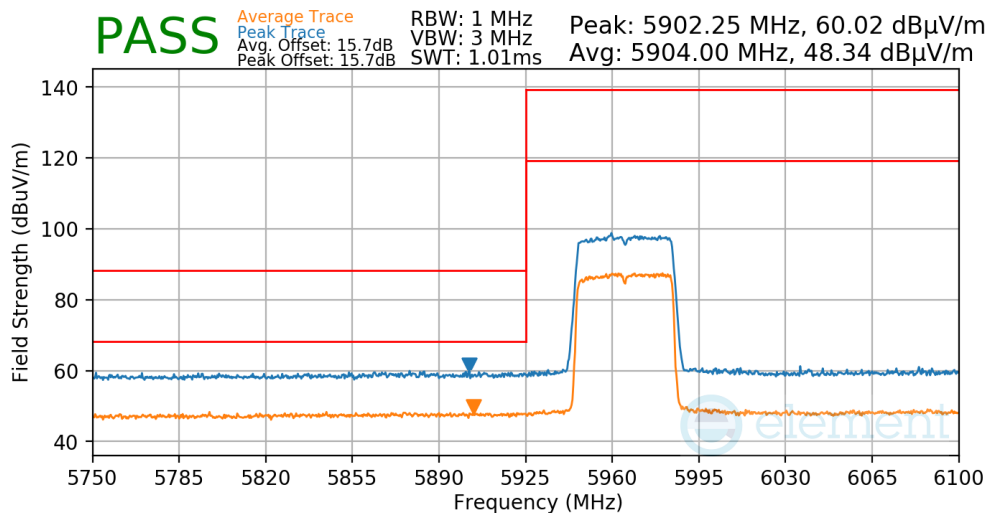
**Plot 7-702. Antenna 4a Radiated Upper Band Edge (Average – UNII Band 8)**

<b>FCC ID:</b> BCGA2764 <b>IC:</b> 579C-A2764			<b>MEASUREMENT REPORT</b> <b>(CERTIFICATION)</b>	<b>Approved by:</b> Technical Manager
<b>Test Report S/N:</b> 1C2205090028-21-R2.BCG	<b>Test Dates:</b> 5/30/2022 - 9/16/2022	<b>EUT Type:</b> Tablet Device		Page 250 of 282

## 7.7.9 Antenna 4a Radiated Band Edge Measurements (40MHz BW)

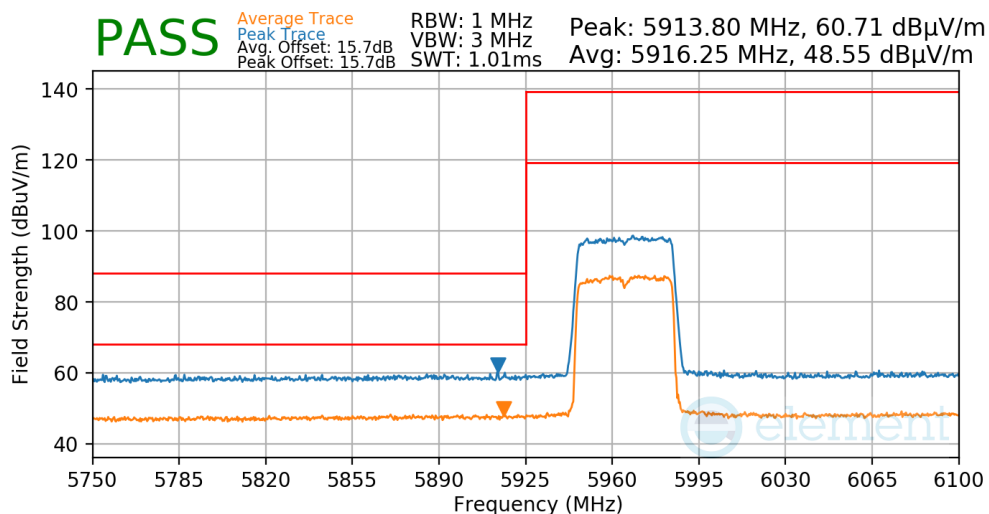
§15.407(b.1)(b.2) §15.205 §15.209; RSS-Gen [8.9]

Worst Case Mode:	802.11ax
Worst Case Transfer Rate:	MCS2
Distance of Measurements:	3 Meters
Operating Frequency:	5965MHz
Channel:	3



**Plot 7-703. Antenna 4a Radiated Lower Band Edge (Peak & Average – UNII Band 5)**

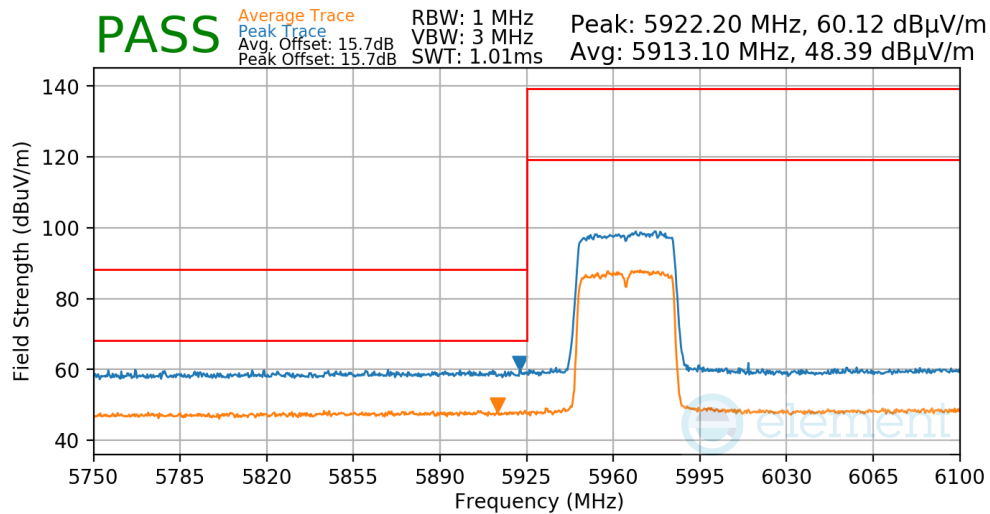
Worst Case Mode:	802.11ax
Worst Case Transfer Rate:	MCS4
Distance of Measurements:	3 Meters
Operating Frequency:	5965MHz
Channel:	3



**Plot 7-704. Antenna 4a Radiated Lower Band Edge (Peak & Average – UNII Band 5)**

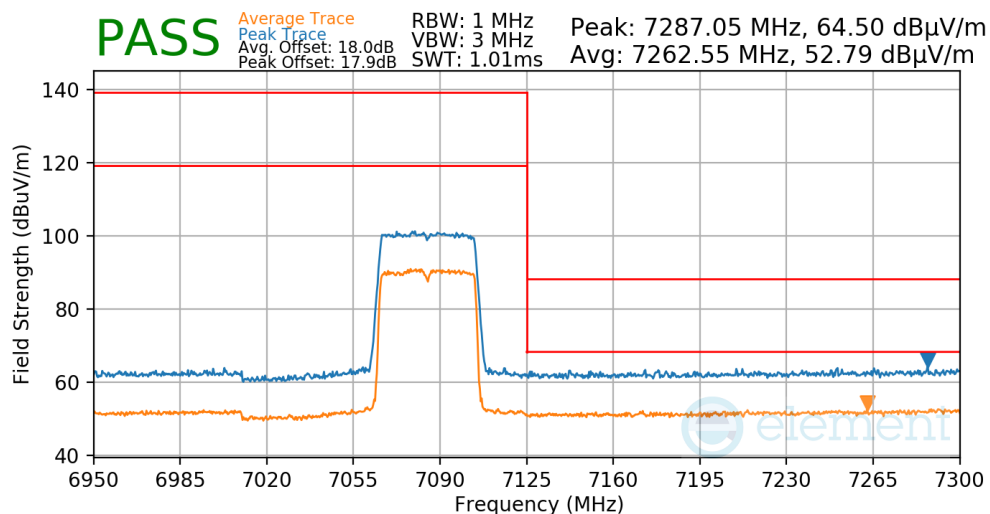
FCC ID: BCGA2764 IC: 579C-A2764		MEASUREMENT REPORT (CERTIFICATION)	Approved by: Technical Manager
Test Report S/N: 1C2205090028-21-R2.BCG	Test Dates: 5/30/2022 - 9/16/2022	EUT Type: Tablet Device	Page 251 of 282

Worst Case Mode: 802.11ax  
Worst Case Transfer Rate: MCS11  
Distance of Measurements: 3 Meters  
Operating Frequency: 5965MHz  
Channel: 3



**Plot 7-705. Antenna 4a Radiated Lower Band Edge (Peak & Average – UNII Band 5)**

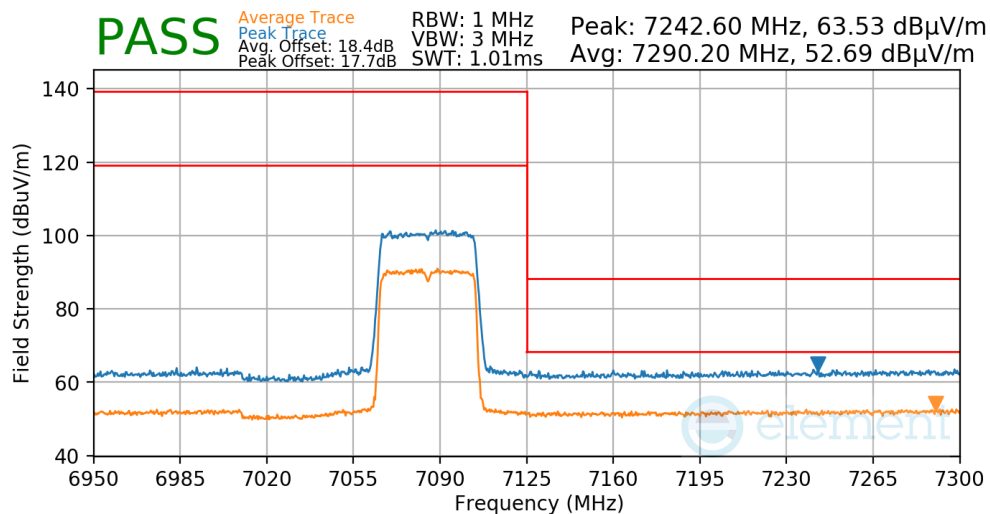
Worst Case Mode: 802.11ax  
Worst Case Transfer Rate: MCS2  
Distance of Measurements: 3 Meters  
Operating Frequency: 7085MHz  
Channel: 227



**Plot 7-706. Antenna 4a Radiated Upper Band Edge (Peak & Average – UNII Band 8)**

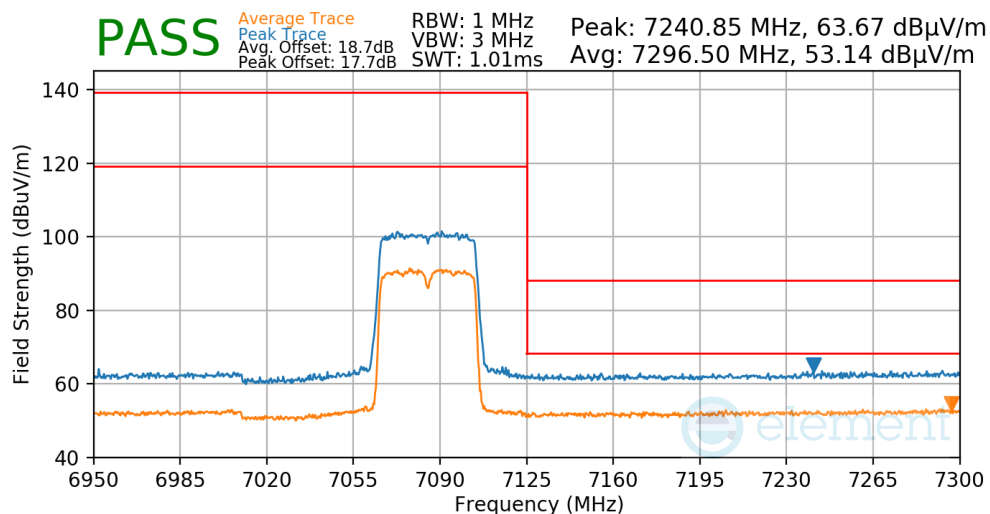
FCC ID: BCGA2764 IC: 579C-A2764		MEASUREMENT REPORT (CERTIFICATION)	Approved by: Technical Manager
Test Report S/N: 1C2205090028-21-R2.BCG	Test Dates: 5/30/2022 - 9/16/2022	EUT Type: Tablet Device	Page 252 of 282

Worst Case Mode: 802.11ax  
 Worst Case Transfer Rate: MCS4  
 Distance of Measurements: 3 Meters  
 Operating Frequency: 7085MHz  
 Channel: 227



**Plot 7-707. Antenna 4a Radiated Upper Band Edge (Peak & Average – UNII Band 8)**

Worst Case Mode: 802.11ax  
 Worst Case Transfer Rate: MCS11  
 Distance of Measurements: 3 Meters  
 Operating Frequency: 7085MHz  
 Channel: 227



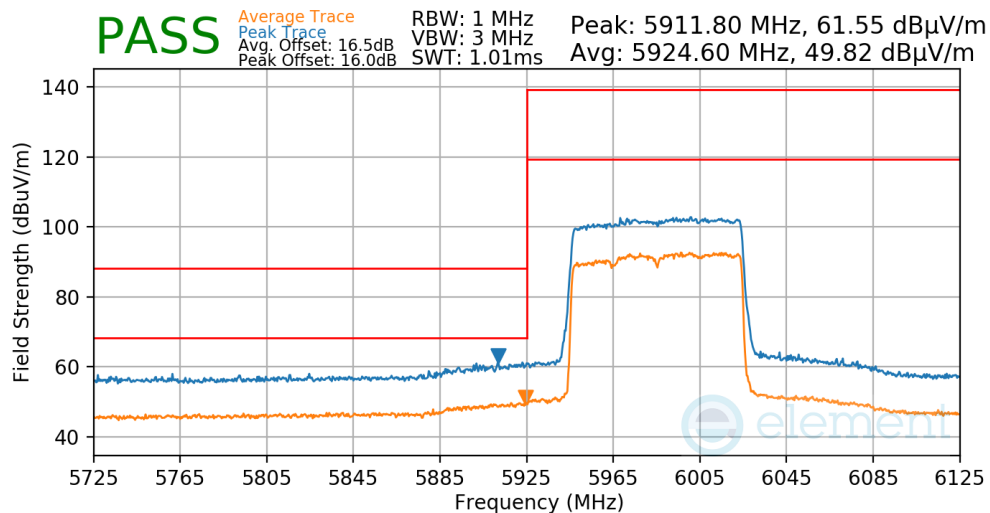
**Plot 7-708. Antenna 4a Radiated Upper Band Edge (Peak & Average – UNII Band 8)**

FCC ID: BCGA2764 IC: 579C-A2764	 <b>MEASUREMENT REPORT</b> (CERTIFICATION)		Approved by: Technical Manager
Test Report S/N: 1C2205090028-21-R2.BCG	Test Dates: 5/30/2022 - 9/16/2022	EUT Type: Tablet Device	Page 253 of 282

## 7.7.10 Antenna 4a Radiated Band Edge Measurements (80MHz BW)

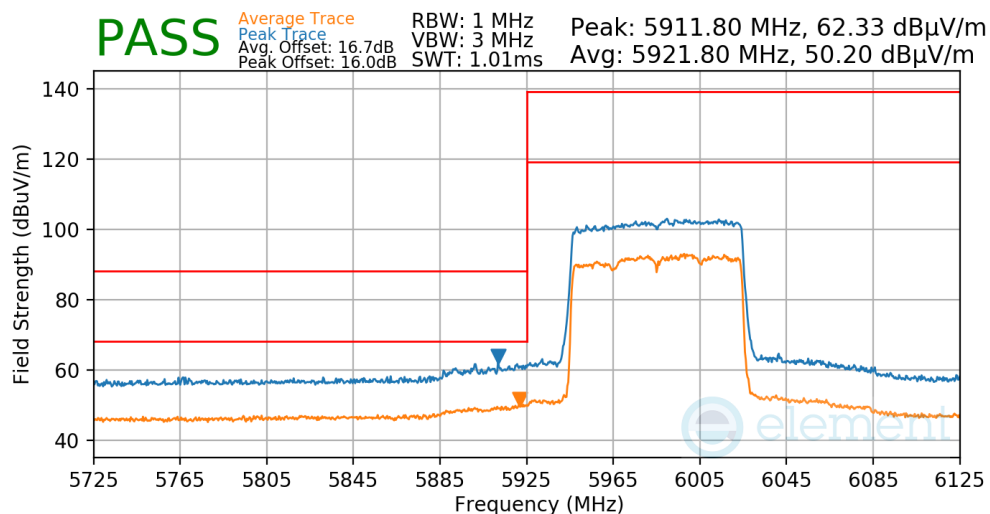
§15.407(b.1)(b.2) §15.205 §15.209; RSS-Gen [8.9]

Worst Case Mode:	802.11ax
Worst Case Transfer Rate:	MCS2
Distance of Measurements:	3 Meters
Operating Frequency:	5985MHz
Channel:	7



**Plot 7-709. Antenna 4a Radiated Lower Band Edge (Peak & Average – UNII Band 5)**

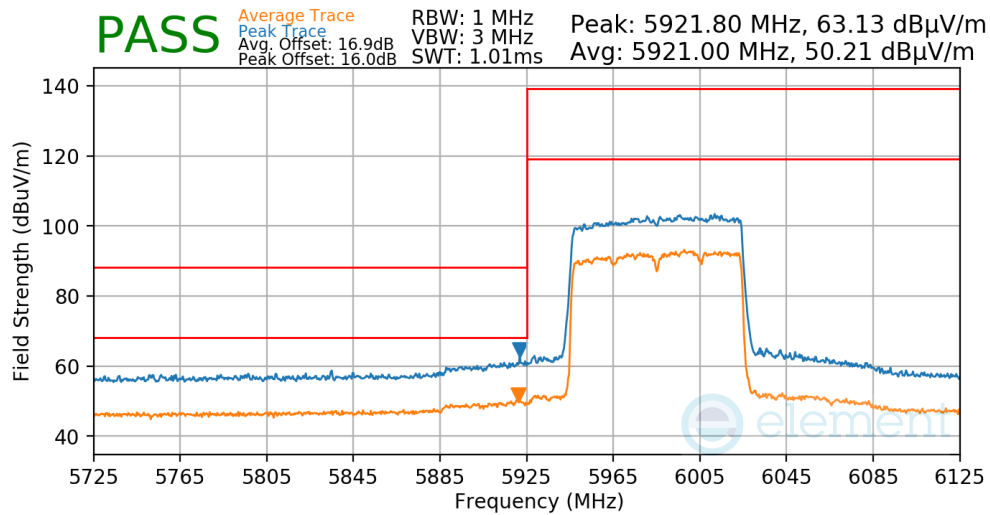
Worst Case Mode:	802.11ax
Worst Case Transfer Rate:	MCS4
Distance of Measurements:	3 Meters
Operating Frequency:	5985MHz
Channel:	7



**Plot 7-710. Antenna 4a Radiated Lower Band Edge (Peak & Average – UNII Band 5)**

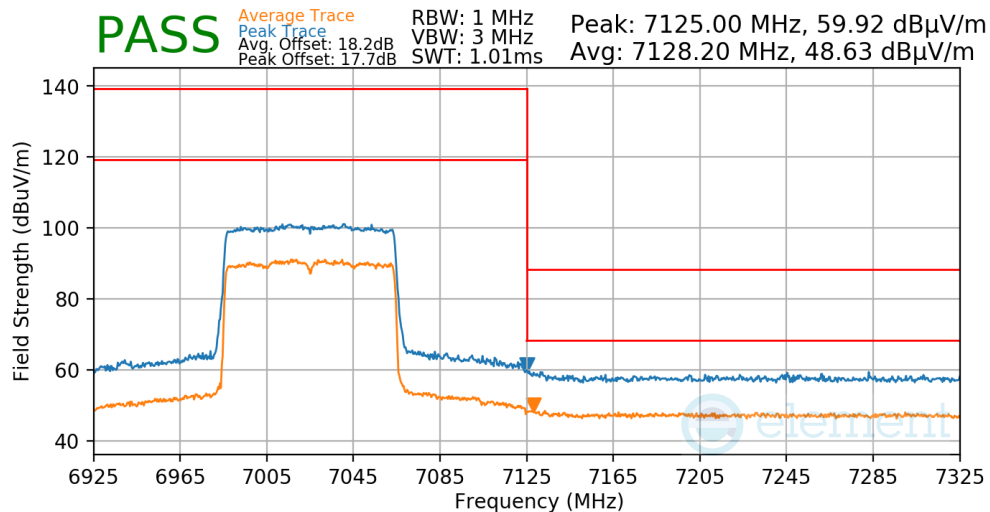
FCC ID: BCGA2764 IC: 579C-A2764		MEASUREMENT REPORT (CERTIFICATION)	Approved by: Technical Manager
Test Report S/N: 1C2205090028-21-R2.BCG	Test Dates: 5/30/2022 - 9/16/2022	EUT Type: Tablet Device	Page 254 of 282

Worst Case Mode: 802.11ax  
Worst Case Transfer Rate: MCS11  
Distance of Measurements: 3 Meters  
Operating Frequency: 5985MHz  
Channel: 7



**Plot 7-711. Antenna 4a Radiated Lower Band Edge (Peak & Average – UNII Band 5)**

Worst Case Mode: 802.11ax  
Worst Case Transfer Rate: MCS2  
Distance of Measurements: 3 Meters  
Operating Frequency: 7025MHz  
Channel: 215

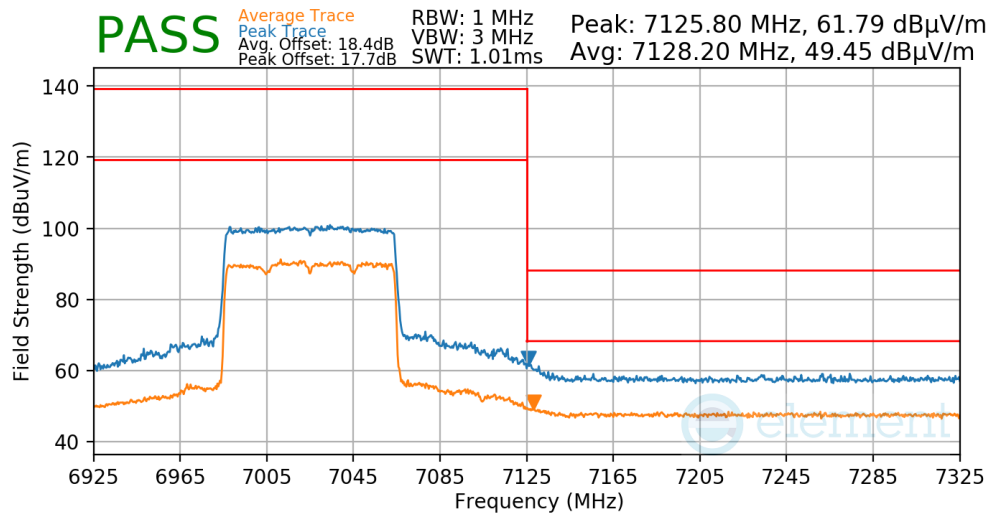


**Plot 7-712. Antenna 4a Radiated Upper Band Edge (Peak & Average – UNII Band 8)**

FCC ID: BCGA2764 IC: 579C-A2764		MEASUREMENT REPORT (CERTIFICATION)	Approved by: Technical Manager
Test Report S/N: 1C2205090028-21-R2.BCG	Test Dates: 5/30/2022 - 9/16/2022	EUT Type: Tablet Device	Page 255 of 282

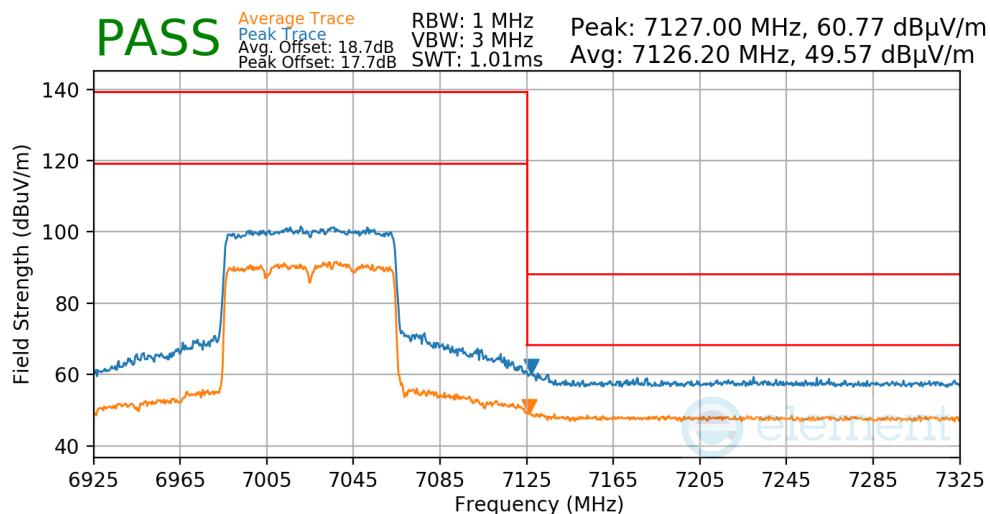


Worst Case Mode: 802.11ax  
 Worst Case Transfer Rate: MCS4  
 Distance of Measurements: 3 Meters  
 Operating Frequency: 7025MHz  
 Channel: 215



**Plot 7-713. Antenna 4a Radiated Upper Band Edge (Peak & Average – UNII Band 8)**

Worst Case Mode: 802.11ax  
 Worst Case Transfer Rate: MCS11  
 Distance of Measurements: 3 Meters  
 Operating Frequency: 7025MHz  
 Channel: 215



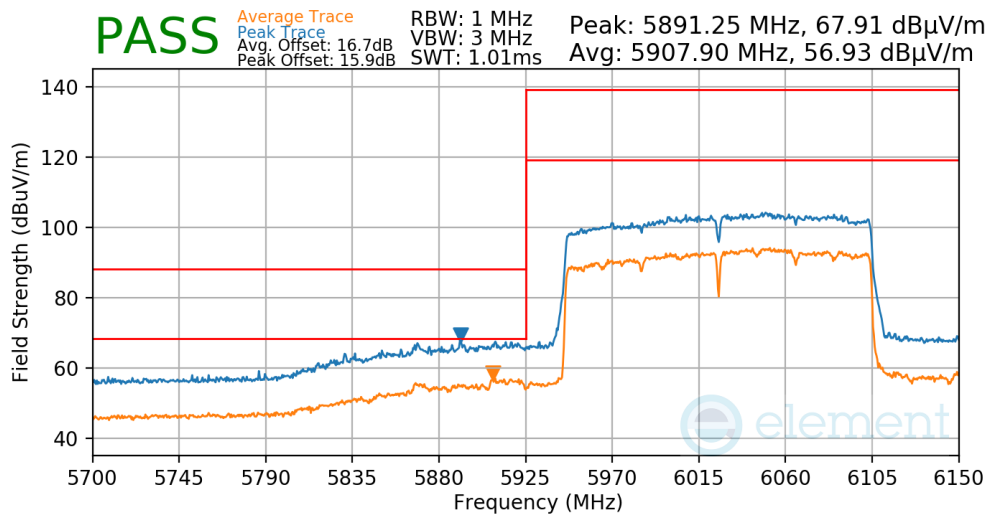
**Plot 7-714. Antenna 4a Radiated Upper Band Edge (Peak & Average – UNII Band 8)**

FCC ID: BCGA2764 IC: 579C-A2764	 <b>MEASUREMENT REPORT</b> (CERTIFICATION)		Approved by: Technical Manager
Test Report S/N: 1C2205090028-21-R2.BCG	Test Dates: 5/30/2022 - 9/16/2022	EUT Type: Tablet Device	Page 256 of 282

## 7.7.11 Antenna 4a Radiated Band Edge Measurements (160MHz BW)

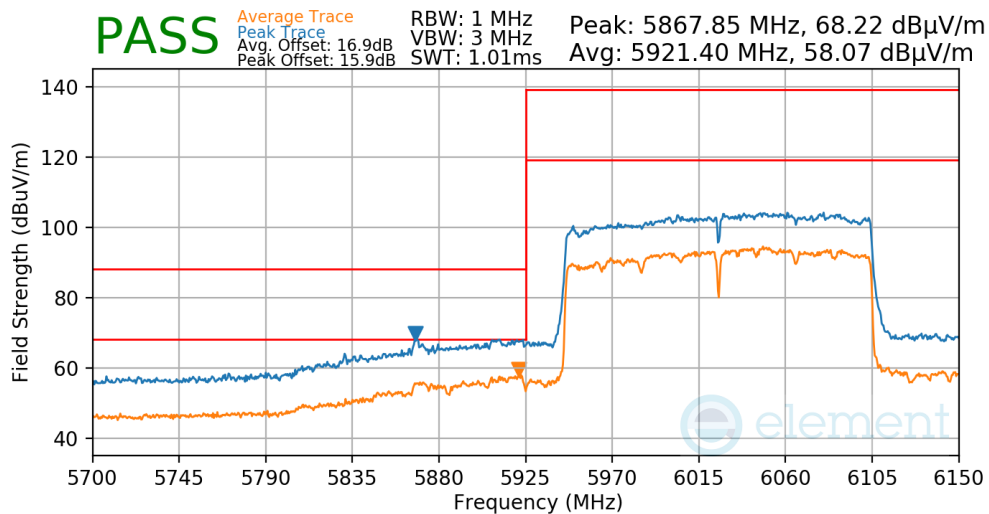
§15.407(b.1)(b.2) §15.205 §15.209; RSS-Gen [8.9]

Worst Case Mode:	802.11ax
Worst Case Transfer Rate:	MCS2
Distance of Measurements:	3 Meters
Operating Frequency:	6025MHz
Channel:	15



Plot 7-715. Antenna 4a Radiated Lower Band Edge (Peak & Average – UNII Band 5)

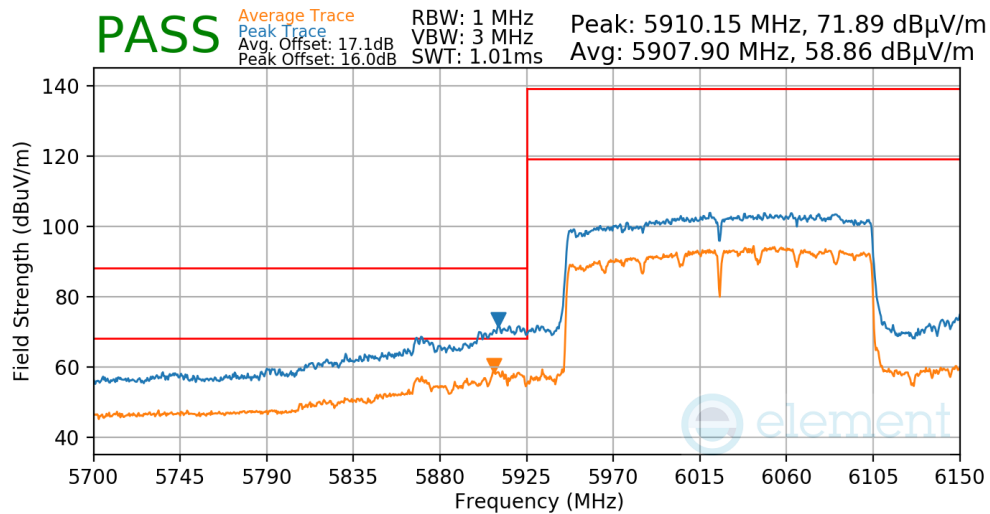
Worst Case Mode:	802.11ax
Worst Case Transfer Rate:	MCS4
Distance of Measurements:	3 Meters
Operating Frequency:	6025MHz
Channel:	15



Plot 7-716. Antenna 4a Radiated Lower Band Edge (Peak & Average – UNII Band 5)

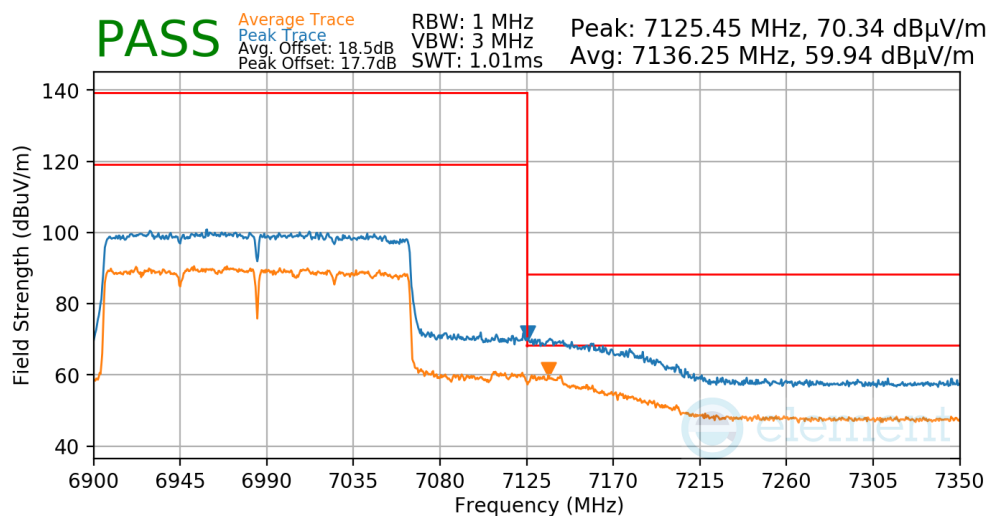
FCC ID: BCGA2764 IC: 579C-A2764		MEASUREMENT REPORT (CERTIFICATION)	Approved by: Technical Manager
Test Report S/N: 1C2205090028-21-R2.BCG	Test Dates: 5/30/2022 - 9/16/2022	EUT Type: Tablet Device	Page 257 of 282

Worst Case Mode: 802.11ax  
Worst Case Transfer Rate: MCS11  
Distance of Measurements: 3 Meters  
Operating Frequency: 6025MHz  
Channel: 15



**Plot 7-717. Antenna 4a Radiated Lower Band Edge (Peak & Average – UNII Band 5)**

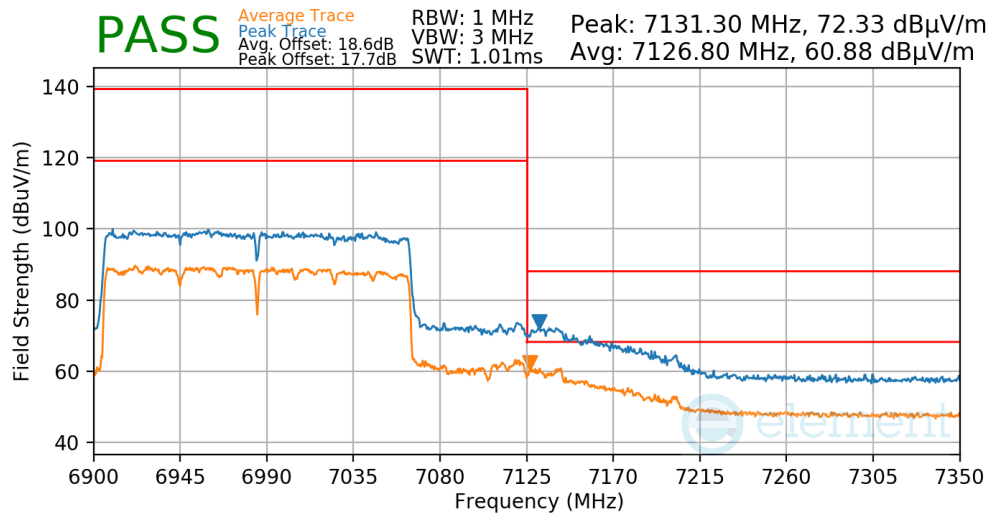
Worst Case Mode: 802.11ax  
Worst Case Transfer Rate: MCS2  
Distance of Measurements: 3 Meters  
Operating Frequency: 6985MHz  
Channel: 207



**Plot 7-718. Antenna 4a Radiated Upper Band Edge (Peak & Average – UNII Band 8)**

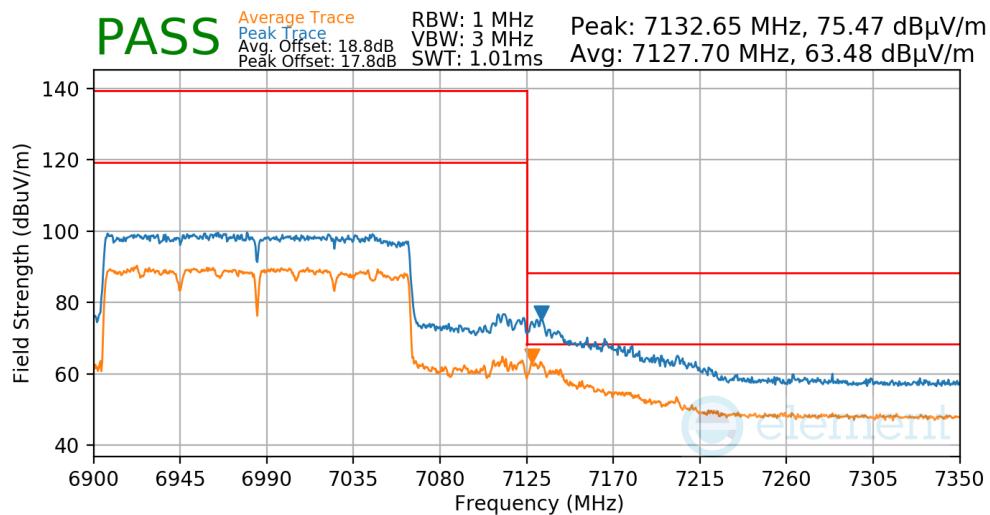
FCC ID: BCGA2764 IC: 579C-A2764		MEASUREMENT REPORT (CERTIFICATION)	Approved by: Technical Manager
Test Report S/N: 1C2205090028-21-R2.BCG	Test Dates: 5/30/2022 - 9/16/2022	EUT Type: Tablet Device	Page 258 of 282

Worst Case Mode: 802.11ax  
Worst Case Transfer Rate: MCS4  
Distance of Measurements: 3 Meters  
Operating Frequency: 6985MHz  
Channel: 207



**Plot 7-719. Antenna 4a Radiated Upper Band Edge (Peak & Average – UNII Band 8)**

Worst Case Mode: 802.11ax  
Worst Case Transfer Rate: MCS11  
Distance of Measurements: 3 Meters  
Operating Frequency: 6985MHz  
Channel: 207



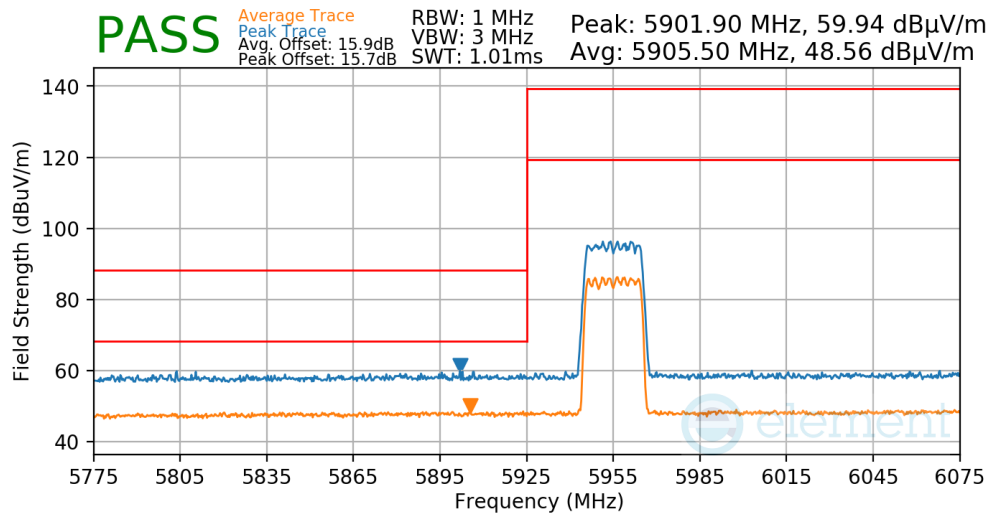
**Plot 7-720. Antenna 4a Radiated Upper Band Edge (Peak & Average – UNII Band 8)**

FCC ID: BCGA2764 IC: 579C-A2764		MEASUREMENT REPORT (CERTIFICATION)	Approved by: Technical Manager
Test Report S/N: 1C2205090028-21-R2.BCG	Test Dates: 5/30/2022 - 9/16/2022	EUT Type: Tablet Device	Page 259 of 282

## 7.7.12 SDM Radiated Band Edge Measurements (20MHz BW)

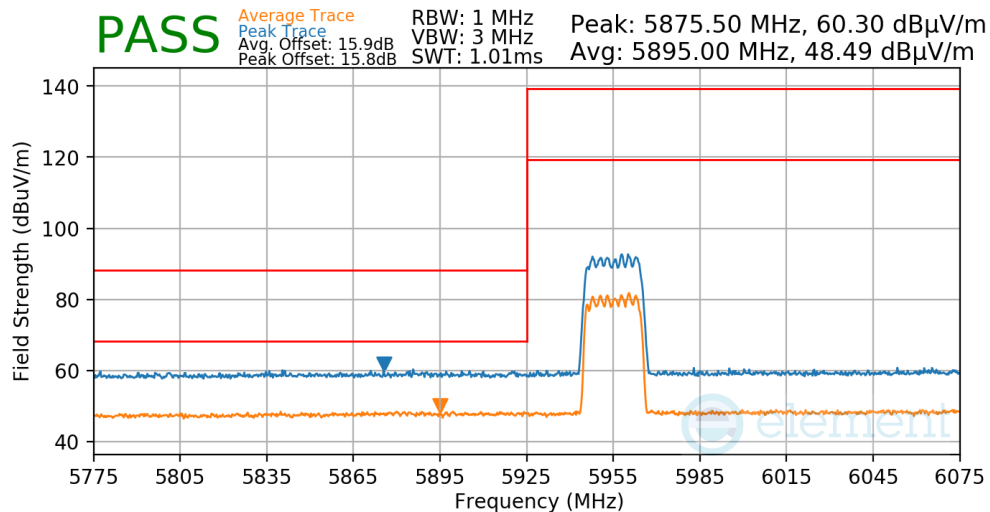
§15.407(b.1)(b.2) §15.205 §15.209; RSS-Gen [8.9]; RSS-Gen [8.9]

Worst Case Mode:	802.11ax
Worst Case Transfer Rate:	MCS2
Distance of Measurements:	3 Meters
Operating Frequency:	5955MHz
Channel:	1



**Plot 7-721. SDM Radiated Lower Band Edge (Peak/Average – UNII Band 5)**

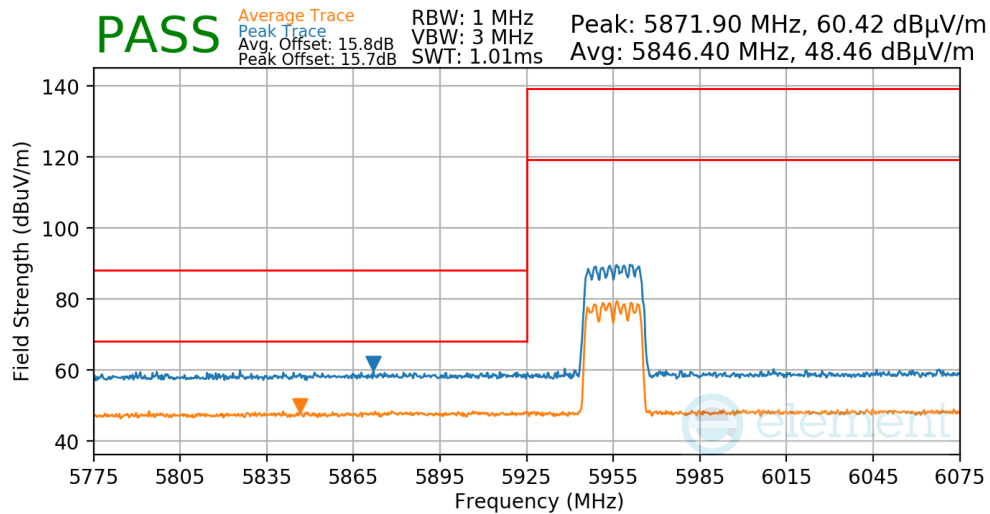
Worst Case Mode:	802.11ax
Worst Case Transfer Rate:	MCS4
Distance of Measurements:	3 Meters
Operating Frequency:	5955MHz
Channel:	1



**Plot 7-722. SDM Radiated Lower Band Edge (Peak/Average – UNII Band 5)**

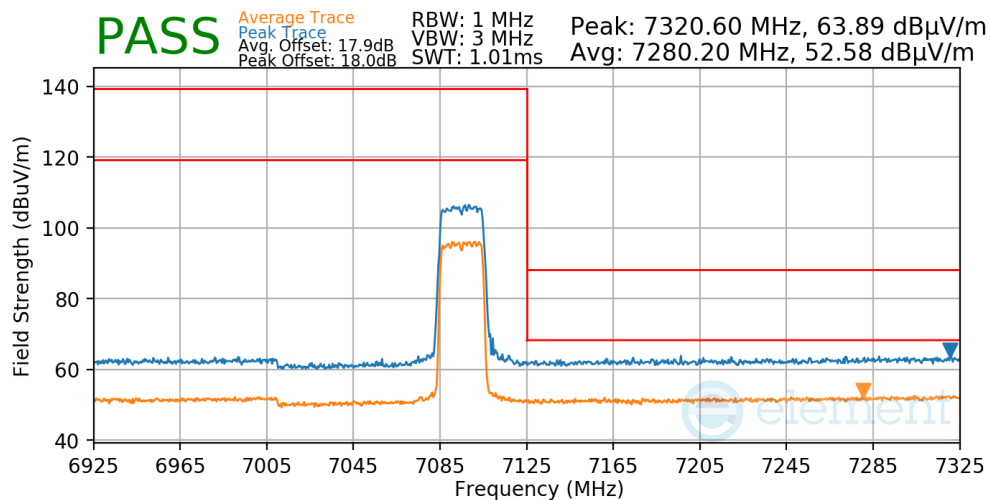
FCC ID: BCGA2764 IC: 579C-A2764		MEASUREMENT REPORT (CERTIFICATION)	Approved by: Technical Manager
Test Report S/N: 1C2205090028-21-R2.BCG	Test Dates: 5/30/2022 - 9/16/2022	EUT Type: Tablet Device	Page 260 of 282

Worst Case Mode: 802.11ax  
 Worst Case Transfer Rate: MCS11  
 Distance of Measurements: 3 Meters  
 Operating Frequency: 5955MHz  
 Channel: 1



**Plot 7-723. SDM Radiated Lower Band Edge (Peak/Average – UNII Band 5)**

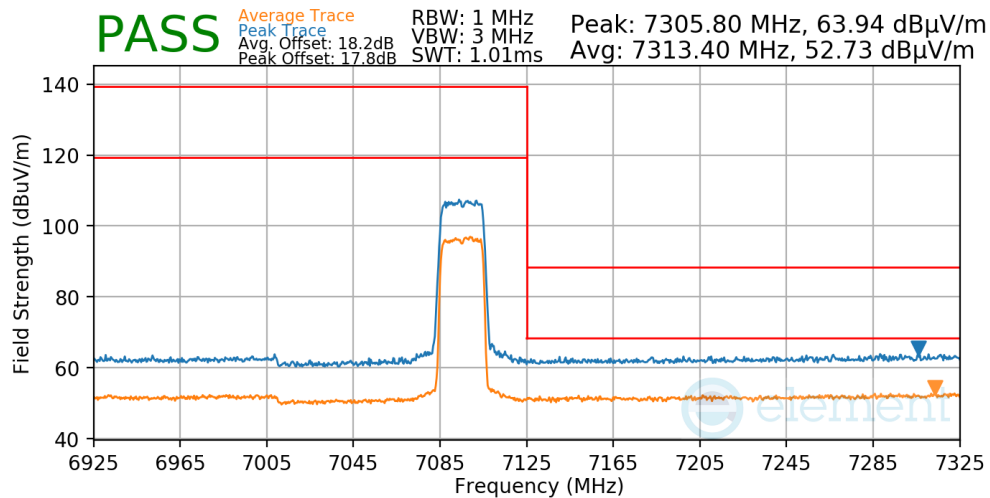
Worst Case Mode: 802.11ax  
 Worst Case Transfer Rate: MCS2  
 Distance of Measurements: 3 Meters  
 Operating Frequency: 7095MHz  
 Channel: 229



**Plot 7-724. SDM Radiated Upper Band Edge (Peak/Average – UNII Band 8)**

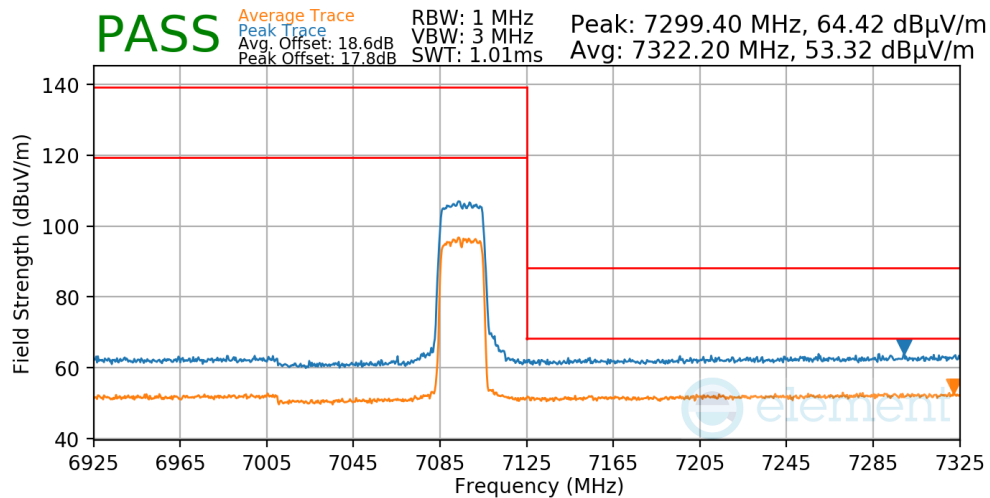
FCC ID: BCGA2764 IC: 579C-A2764		MEASUREMENT REPORT (CERTIFICATION)	Approved by: Technical Manager
Test Report S/N: 1C2205090028-21-R2.BCG	Test Dates: 5/30/2022 - 9/16/2022	EUT Type: Tablet Device	Page 261 of 282

Worst Case Mode: 802.11ax  
Worst Case Transfer Rate: MCS4  
Distance of Measurements: 3 Meters  
Operating Frequency: 7095MHz  
Channel: 229



**Plot 7-725. SDM Radiated Upper Band Edge (Peak/Average – UNII Band 8)**

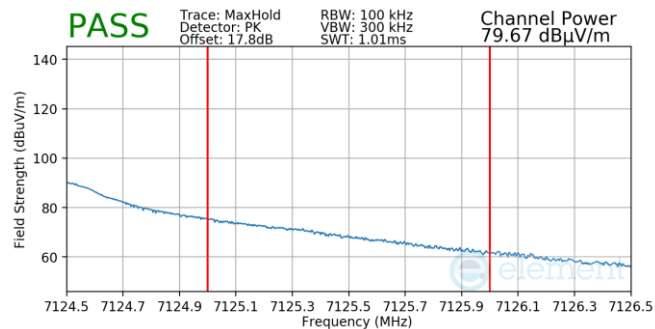
Worst Case Mode: 802.11ax  
Worst Case Transfer Rate: MCS11  
Distance of Measurements: 3 Meters  
Operating Frequency: 7095MHz  
Channel: 229



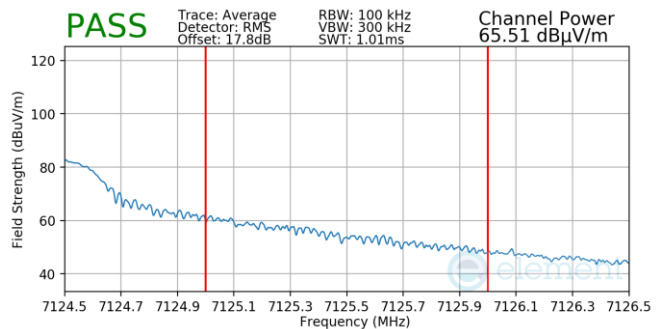
**Plot 7-726. SDM Radiated Upper Band Edge (Peak/Average – UNII Band 8)**

FCC ID: BCGA2764 IC: 579C-A2764		MEASUREMENT REPORT (CERTIFICATION)	Approved by: Technical Manager
Test Report S/N: 1C2205090028-21-R2.BCG	Test Dates: 5/30/2022 - 9/16/2022	EUT Type: Tablet Device	Page 262 of 282

Worst Case Mode: 802.11ax  
Worst Case Transfer Rate: MCS2  
Distance of Measurements: 3 Meters  
Operating Frequency: 7115MHz  
Channel: 233

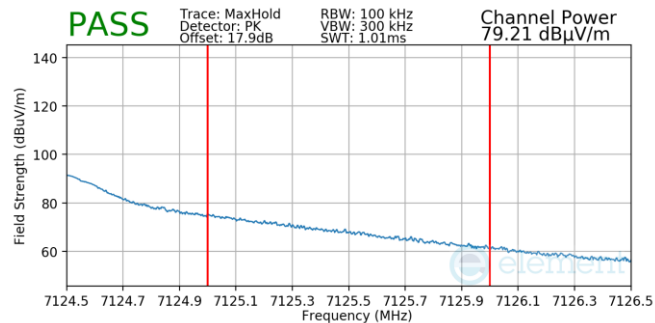


**Plot 7-727. SDM Radiated Lower Band Edge (Peak – UNII Band 8)**

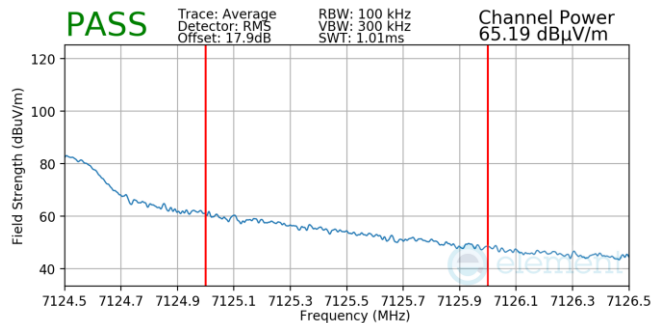


**Plot 7-728. SDM Radiated Lower Band Edge (Average – UNII Band 8)**

Worst Case Mode: 802.11ax  
Worst Case Transfer Rate: MCS4  
Distance of Measurements: 3 Meters  
Operating Frequency: 7115MHz  
Channel: 233



**Plot 7-729. SDM Radiated Lower Band Edge (Peak – UNII Band 8)**

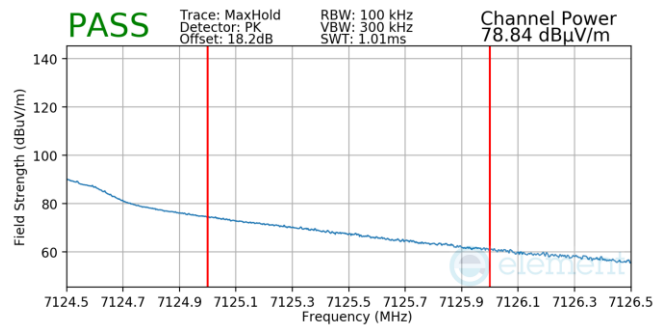


**Plot 7-730. SDM Radiated Lower Band Edge (Average – UNII Band 8)**

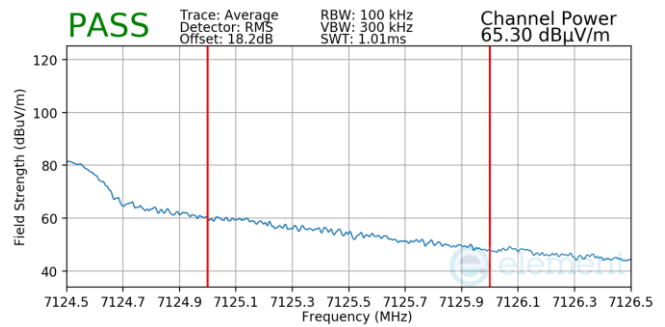
FCC ID: BCGA2764 IC: 579C-A2764		MEASUREMENT REPORT (CERTIFICATION)	Approved by: Technical Manager
Test Report S/N: 1C2205090028-21-R2.BCG	Test Dates: 5/30/2022 - 9/16/2022	EUT Type: Tablet Device	Page 263 of 282



Worst Case Mode: 802.11ax  
 Worst Case Transfer Rate: MCS11  
 Distance of Measurements: 3 Meters  
 Operating Frequency: 7115MHz  
 Channel: 233



**Plot 7-731. SDM Radiated Lower Band Edge (Peak – UNII Band 8)**



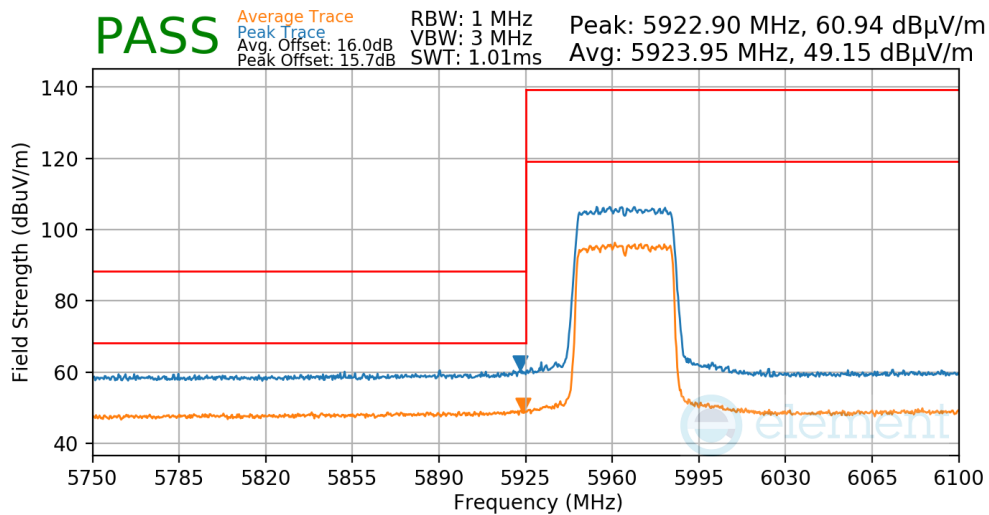
**Plot 7-732. SDM Radiated Lower Band Edge (Average – UNII Band 8)**

<b>FCC ID:</b> BCGA2764 <b>IC:</b> 579C-A2764	 <b>MEASUREMENT REPORT (CERTIFICATION)</b>		<b>Approved by:</b> Technical Manager
<b>Test Report S/N:</b> 1C2205090028-21-R2.BCG	<b>Test Dates:</b> 5/30/2022 - 9/16/2022	<b>EUT Type:</b> Tablet Device	Page 264 of 282

### 7.7.13 SDM Radiated Band Edge Measurements (40MHz BW)

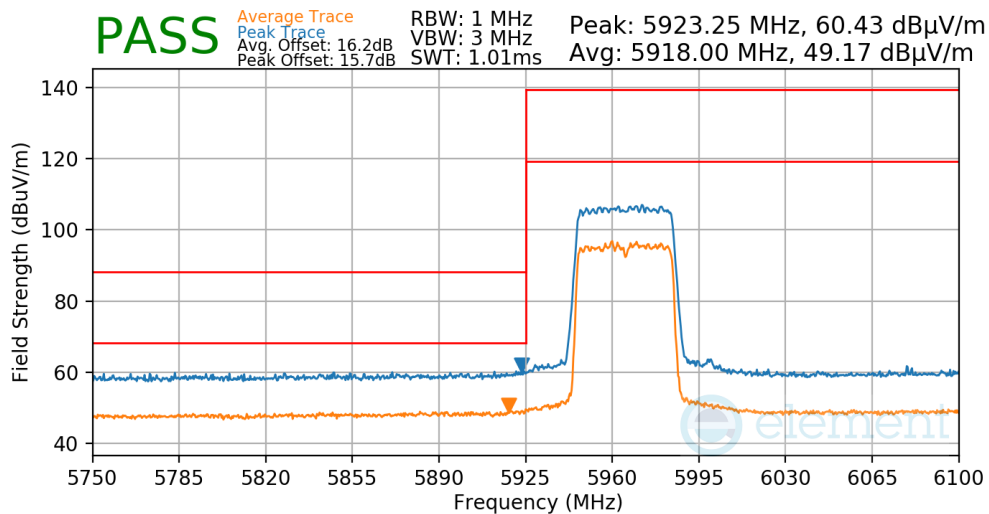
§15.407(b.1)(b.2) §15.205 §15.209; RSS-Gen [8.9]

Worst Case Mode:	802.11ax
Worst Case Transfer Rate:	MCS2
Distance of Measurements:	3 Meters
Operating Frequency:	5965MHz
Channel:	3



**Plot 7-733. SDM Radiated Lower Band Edge (Peak & Average – UNII Band 5)**

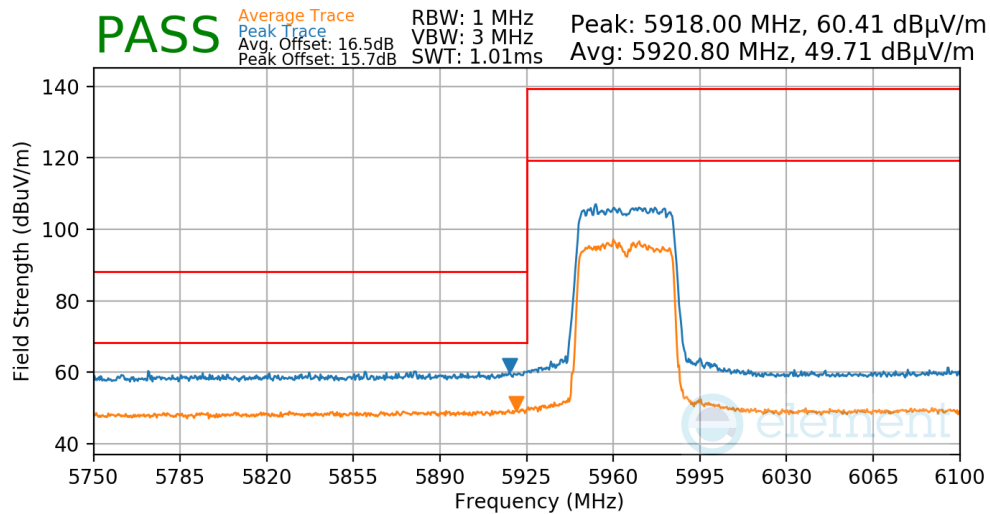
Worst Case Mode:	802.11ax
Worst Case Transfer Rate:	MCS4
Distance of Measurements:	3 Meters
Operating Frequency:	5965MHz
Channel:	3



**Plot 7-734. SDM Radiated Lower Band Edge (Peak & Average – UNII Band 5)**

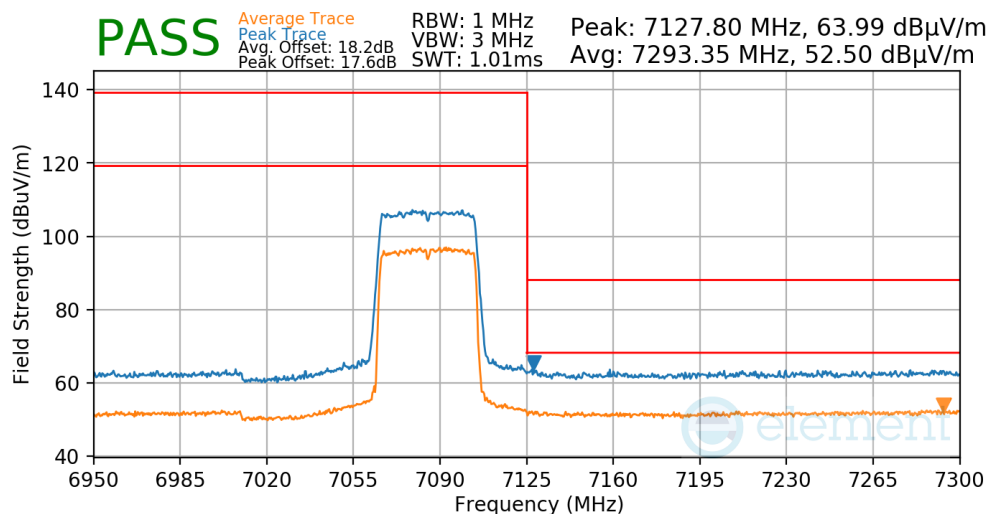
FCC ID: BCGA2764 IC: 579C-A2764		MEASUREMENT REPORT (CERTIFICATION)	Approved by: Technical Manager
Test Report S/N: 1C2205090028-21-R2.BCG	Test Dates: 5/30/2022 - 9/16/2022	EUT Type: Tablet Device	Page 265 of 282

Worst Case Mode: 802.11ax  
Worst Case Transfer Rate: MCS11  
Distance of Measurements: 3 Meters  
Operating Frequency: 5965MHz  
Channel: 3



**Plot 7-735. SDM Radiated Lower Band Edge (Peak & Average – UNII Band 5)**

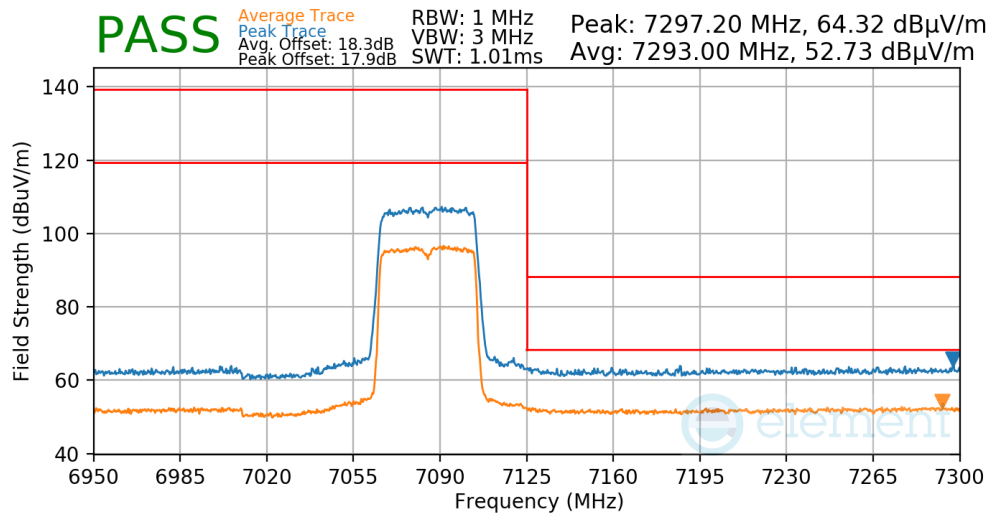
Worst Case Mode: 802.11ax  
Worst Case Transfer Rate: MCS2  
Distance of Measurements: 3 Meters  
Operating Frequency: 7085MHz  
Channel: 227



**Plot 7-736. SDM Radiated Upper Band Edge (Peak & Average – UNII Band 8)**

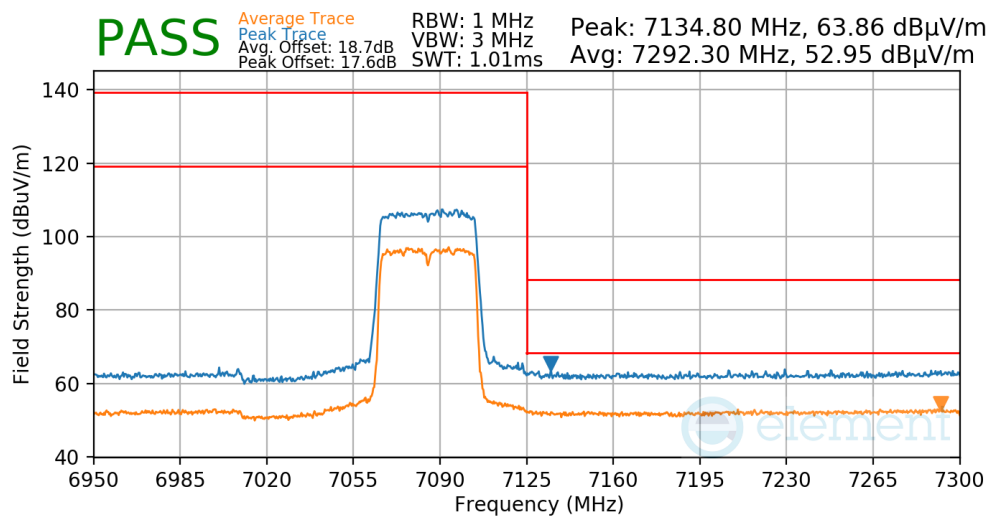
FCC ID: BCGA2764 IC: 579C-A2764		MEASUREMENT REPORT (CERTIFICATION)	Approved by: Technical Manager
Test Report S/N: 1C2205090028-21-R2.BCG	Test Dates: 5/30/2022 - 9/16/2022	EUT Type: Tablet Device	Page 266 of 282

Worst Case Mode: 802.11ax  
 Worst Case Transfer Rate: MCS4  
 Distance of Measurements: 3 Meters  
 Operating Frequency: 7085MHz  
 Channel: 227



**Plot 7-737. SDM Radiated Upper Band Edge (Peak & Average – UNII Band 8)**

Worst Case Mode: 802.11ax  
 Worst Case Transfer Rate: MCS11  
 Distance of Measurements: 3 Meters  
 Operating Frequency: 7085MHz  
 Channel: 227



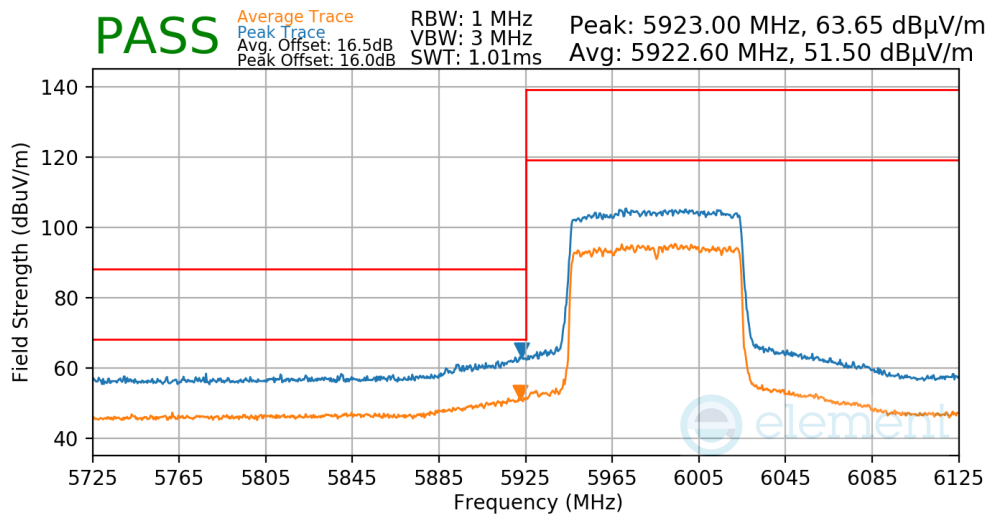
**Plot 7-738. SDM Radiated Upper Band Edge (Peak & Average – UNII Band 8)**

FCC ID: BCGA2764 IC: 579C-A2764		MEASUREMENT REPORT (CERTIFICATION)	Approved by: Technical Manager
Test Report S/N: 1C2205090028-21-R2.BCG	Test Dates: 5/30/2022 - 9/16/2022	EUT Type: Tablet Device	Page 267 of 282

## 7.7.14 SDM Radiated Band Edge Measurements (80MHz BW)

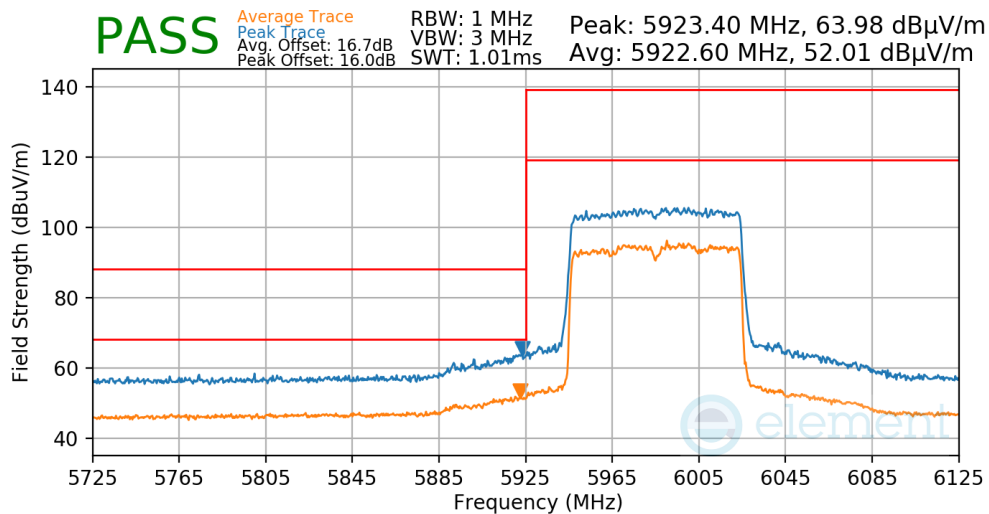
§15.407(b.1)(b.2) §15.205 §15.209; RSS-Gen [8.9]

Worst Case Mode:	802.11ax
Worst Case Transfer Rate:	MCS2
Distance of Measurements:	3 Meters
Operating Frequency:	5985MHz
Channel:	7



**Plot 7-739. SDM Radiated Lower Band Edge (Peak & Average – UNII Band 5)**

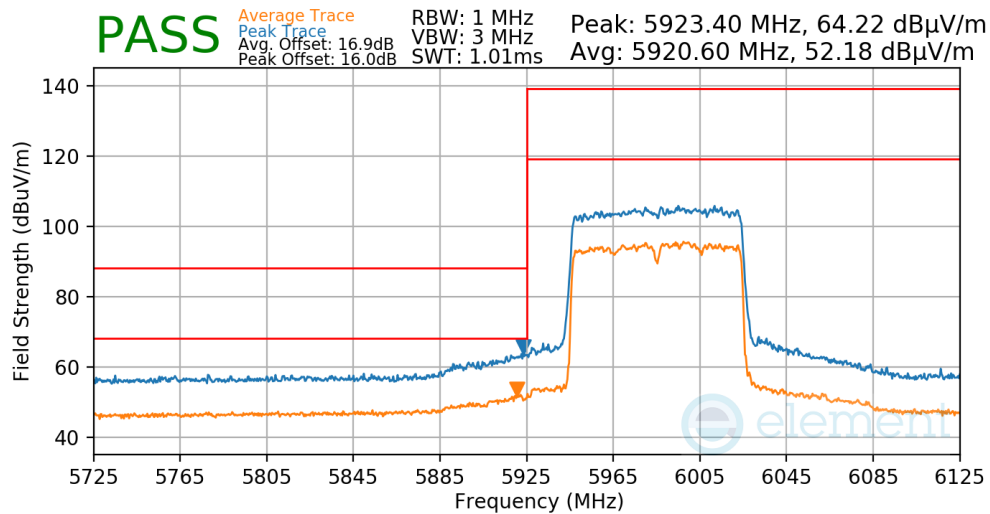
Worst Case Mode:	802.11ax
Worst Case Transfer Rate:	MCS4
Distance of Measurements:	3 Meters
Operating Frequency:	5985MHz
Channel:	7



**Plot 7-740. SDM Radiated Lower Band Edge (Peak & Average – UNII Band 5)**

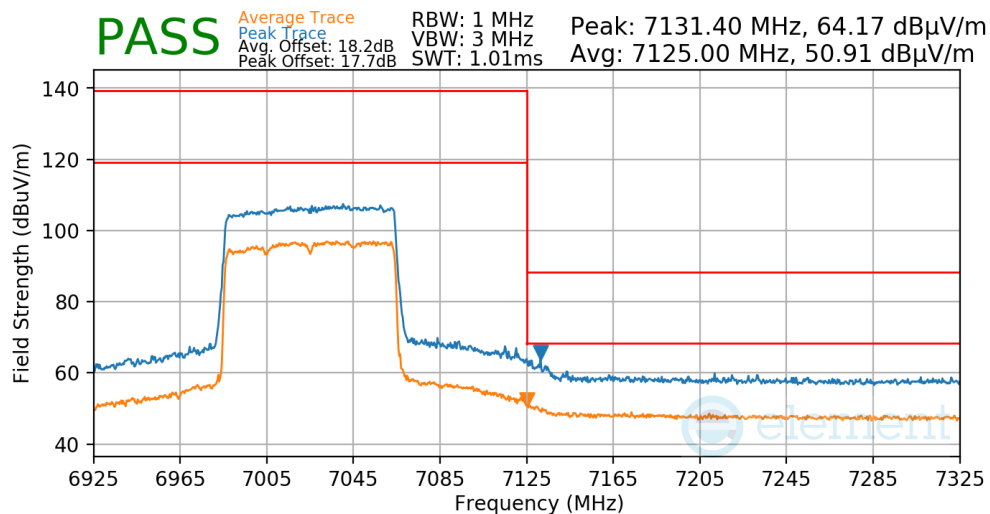
FCC ID: BCGA2764 IC: 579C-A2764		MEASUREMENT REPORT (CERTIFICATION)	Approved by: Technical Manager
Test Report S/N: 1C2205090028-21-R2.BCG	Test Dates: 5/30/2022 - 9/16/2022	EUT Type: Tablet Device	Page 268 of 282

Worst Case Mode: 802.11ax  
Worst Case Transfer Rate: MCS11  
Distance of Measurements: 3 Meters  
Operating Frequency: 5985MHz  
Channel: 7



**Plot 7-741. SDM Radiated Lower Band Edge (Peak & Average – UNII Band 5)**

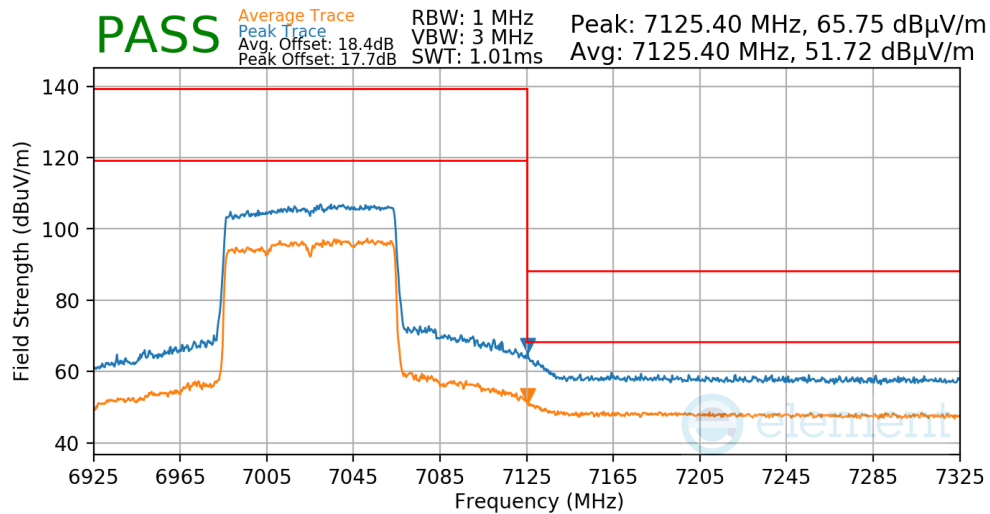
Worst Case Mode: 802.11ax  
Worst Case Transfer Rate: MCS2  
Distance of Measurements: 3 Meters  
Operating Frequency: 7025MHz  
Channel: 215



**Plot 7-742. SDM Radiated Upper Band Edge (Peak & Average – UNII Band 8)**

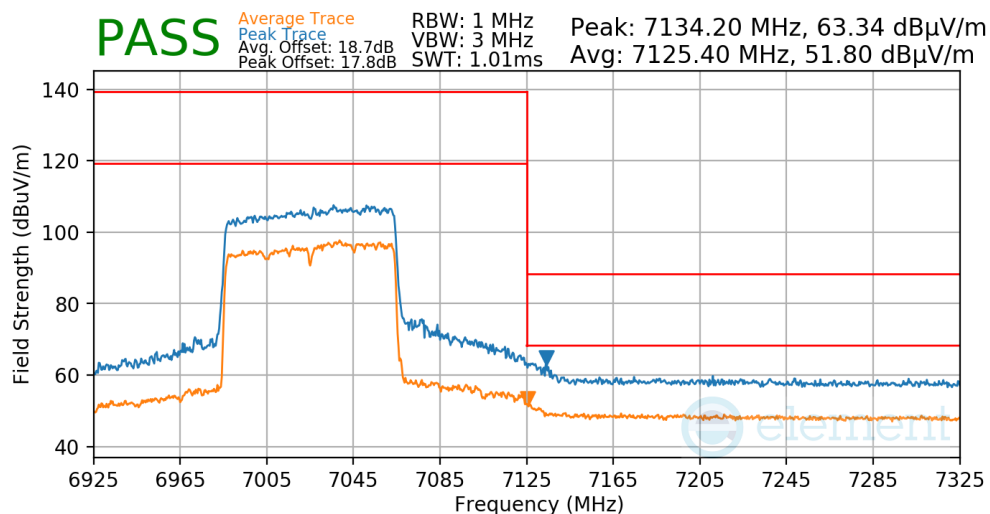
FCC ID: BCGA2764 IC: 579C-A2764		MEASUREMENT REPORT (CERTIFICATION)	Approved by: Technical Manager
Test Report S/N: 1C2205090028-21-R2.BCG	Test Dates: 5/30/2022 - 9/16/2022	EUT Type: Tablet Device	Page 269 of 282

Worst Case Mode: 802.11ax  
 Worst Case Transfer Rate: MCS4  
 Distance of Measurements: 3 Meters  
 Operating Frequency: 7025MHz  
 Channel: 215



**Plot 7-743. SDM Radiated Upper Band Edge (Peak & Average – UNII Band 8)**

Worst Case Mode: 802.11ax  
 Worst Case Transfer Rate: MCS11  
 Distance of Measurements: 3 Meters  
 Operating Frequency: 7025MHz  
 Channel: 215



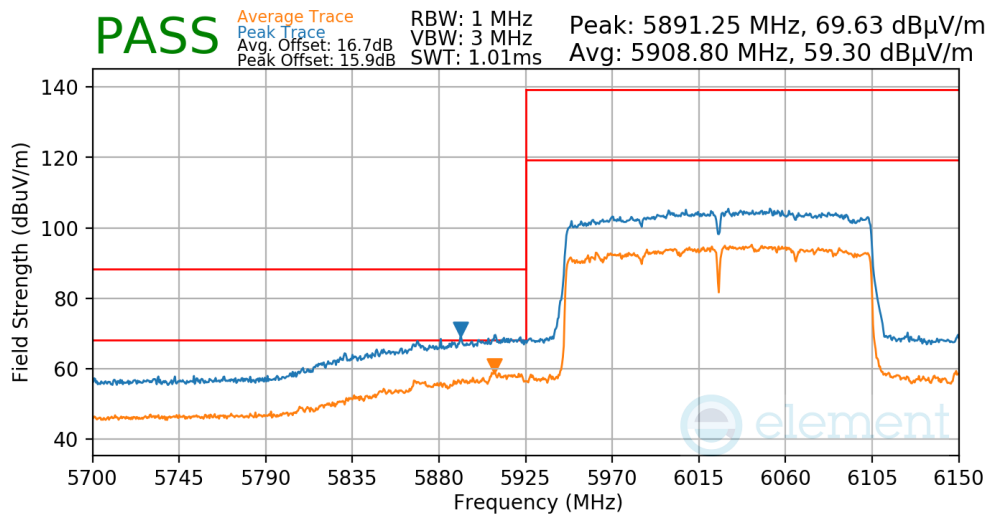
**Plot 7-744. SDM Radiated Upper Band Edge (Peak & Average – UNII Band 8)**

FCC ID: BCGA2764 IC: 579C-A2764		MEASUREMENT REPORT (CERTIFICATION)	Approved by: Technical Manager
Test Report S/N: 1C2205090028-21-R2.BCG	Test Dates: 5/30/2022 - 9/16/2022	EUT Type: Tablet Device	Page 270 of 282

## 7.7.15 SDM Radiated Band Edge Measurements (160MHz BW)

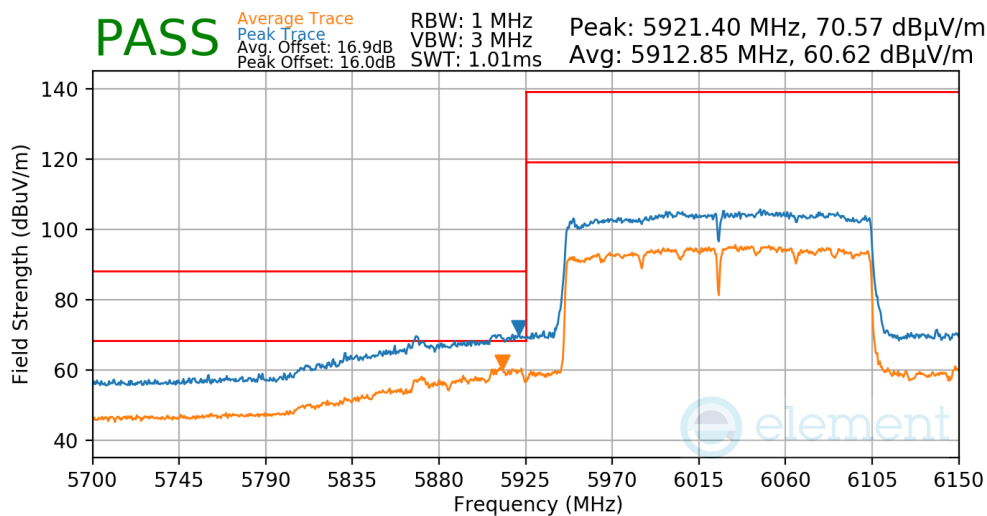
§15.407(b.1)(b.2) §15.205 §15.209; RSS-Gen [8.9]

Worst Case Mode:	802.11ax
Worst Case Transfer Rate:	MCS2
Distance of Measurements:	3 Meters
Operating Frequency:	6025MHz
Channel:	15



**Plot 7-745. SDM Radiated Lower Band Edge (Peak & Average – UNII Band 5)**

Worst Case Mode:	802.11ax
Worst Case Transfer Rate:	MCS4
Distance of Measurements:	3 Meters
Operating Frequency:	6025MHz
Channel:	15



**Plot 7-746. SDM Radiated Lower Band Edge (Peak & Average – UNII Band 5)**

FCC ID: BCGA2764 IC: 579C-A2764		MEASUREMENT REPORT (CERTIFICATION)	Approved by: Technical Manager
Test Report S/N: 1C2205090028-21-R2.BCG	Test Dates: 5/30/2022 - 9/16/2022	EUT Type: Tablet Device	Page 271 of 282