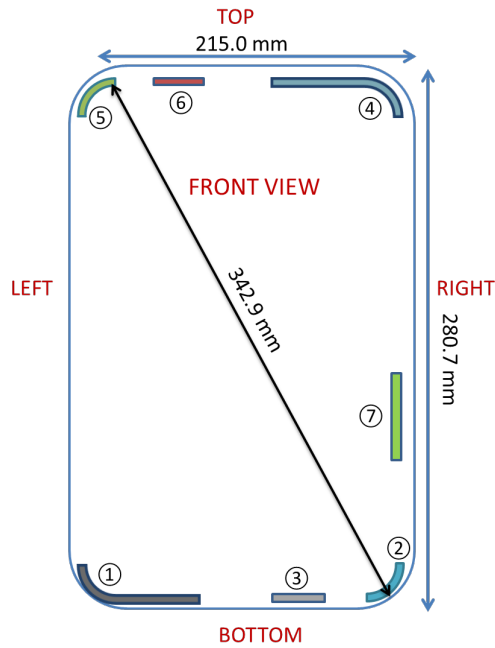


APPENDIX B: DUT ANTENNA DIAGRAM & SAR TEST SETUP PHOTOGRAPHS

FCC ID: BCGA2437	SAR EVALUATION REPORT	Approved by: Technical Manager
DUT Type: Tablet Device		APPENDIX B: Page 1 of 9




- ① Antenna 1: Cell Antenna Tx/Rx
 - 1. UMTS Band II/IV/V
 - 2. LTE Band 71/12/17/13/14/26/5/66/4/25/2/30/7/41/48
 - 3. NR FR1 n71/n12/n14/n26/n5/n66/n70/n25/n2/n30/n7/n41/n77
 - 4. LTE Band 29 Rx only
 - 5. NR FR1 n29 Rx only
- ② Antenna 2a: Cell/WiFi/BT Antenna Tx/Rx
 - 1. 2.4 GHz WiFi/BT
 - 2. LTE Band 48
 - 3. NR FR1 n77
- ③ Antenna 2b: Cell Antenna Tx/Rx
 - 1. UMTS Band II/IV
 - 2. LTE Band 66/4/25/2/30/7/41
 - 3. NR FR1 n66/n70/n25/n2/n30/n7/n41
 - 4. GPS
- ④ Antenna 3: Cell Tx/Rx
 - 1. UMTS Band II/IV/V
 - 2. LTE Band 71/12/17/13/14/26/5/66/4/25/2/30/7/41/48
 - 3. NR FR1 n71/n12/n14/n26/n5/n66/n70/n25/n2/n30/n7/n41/n77
 - 4. LTE Band 29 Rx only
 - 5. NR FR1 n29 Rx only
- ⑤ Antenna 4a: WiFi/BT Antenna Tx/Rx
 - 1. 2.4 GHz WiFi/BT
 - 2. 5GHz WiFi
 - 3. LTE Band 46 Rx only
 - 4. WiFi 6E
 - 5. NB NII
- ⑥ Antenna 4b: Cell/WiFi Antenna Tx/Rx
 - 1. UMTS Band II/IV
 - 2. LTE Band 66/4/25/2/30/7/41/48
 - 3. NR FR1 n66/n70/n25/n2/n30/n7/n41
 - 4. GPS
- ⑦ Antenna 5b: WiFi Antenna Tx/Rx
 - 1. 5GHz WiFi
 - 2. LTE Band 46 Rx only
 - 3. WiFi 6E
 - 4. NB NII


Note: Exact antenna dimensions and separation distances are shown in the Technical Descriptions in the FCC Filing.

Figure B-1
DUT Antenna Locations

FCC ID: BCGA2437	SAR EVALUATION REPORT	Approved by: Technical Manager
DUT Type: Tablet Device		APPENDIX B: Page 2 of 9




SAR Test Setup Photo 1: Back Side at 0.0 cm – Ant 1




SAR Test Setup Photo 2: Back Side at 0.0 cm – Ant 2a/2b

FCC ID: BCGA2437	SAR EVALUATION REPORT	Approved by: Technical Manager
DUT Type: Tablet Device		APPENDIX B: Page 3 of 9




SAR Test Setup Photo 3: Back Side at 0.0 cm – Ant 3




SAR Test Setup Photo 4: Back Side at 0.0 cm – Ant 4a/4b

FCC ID: BCGA2437	SAR EVALUATION REPORT	Approved by: Technical Manager
DUT Type: Tablet Device		APPENDIX B: Page 4 of 9




SAR Test Setup Photo 5: Back Side at 0.0 cm – Ant 5b




SAR Test Setup Photo 6: Top Edge at 0.0 cm

FCC ID: BCGA2437	SAR EVALUATION REPORT	Approved by: Technical Manager
DUT Type: Tablet Device		APPENDIX B: Page 5 of 9



SAR Test Setup Photo 7: Bottom Edge at 0.0 cm



SAR Test Setup Photo 8: Right Edge at 0.0 cm – Ant 1/2a/2b

FCC ID: BCGA2437	SAR EVALUATION REPORT	Approved by: Technical Manager
DUT Type: Tablet Device		APPENDIX B: Page 6 of 9




SAR Test Setup Photo 9: Right Edge at 0.0 cm – Ant 3/4a/4b



SAR Test Setup Photo 10: Right Edge at 0.0 cm – Ant 5b

FCC ID: BCGA2437	SAR EVALUATION REPORT	Approved by: Technical Manager
DUT Type: Tablet Device		APPENDIX B: Page 7 of 9



SAR Test Setup Photo 11: Left Edge at 0.0 cm – Ant 1/2a/2b



SAR Test Setup Photo 12: Left Edge at 0.0 cm – Ant 3/4a/4b

FCC ID: BCGA2437	SAR EVALUATION REPORT	Approved by: Technical Manager
DUT Type: Tablet Device		APPENDIX B: Page 8 of 9



SAR Test Setup Photo 13: Left Edge at 0.0 cm – Ant 5b

FCC ID: BCGA2437	SAR EVALUATION REPORT	Approved by: Technical Manager
DUT Type: Tablet Device		APPENDIX B: Page 9 of 9