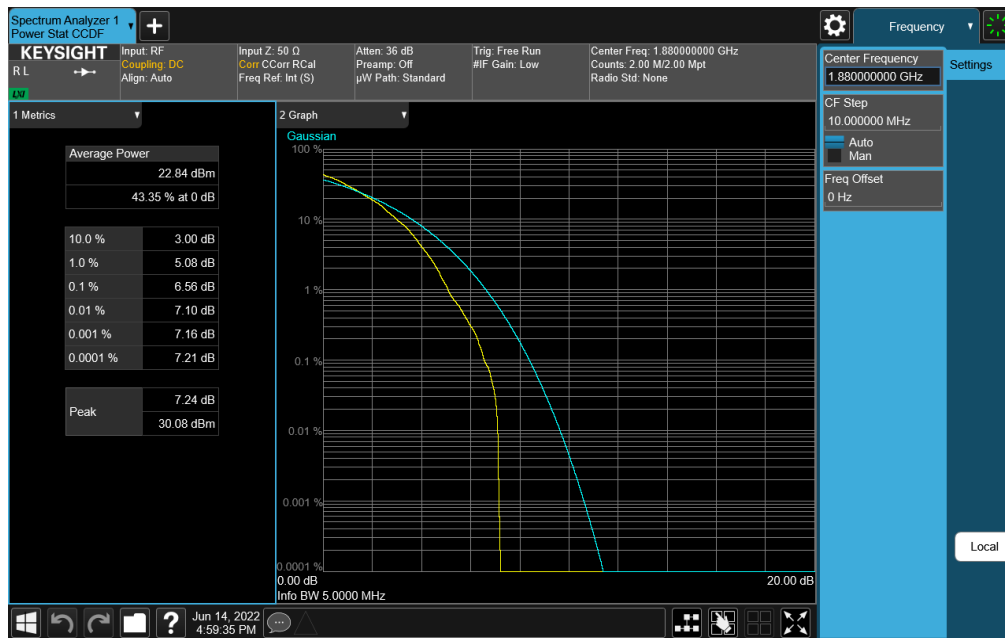



Plot 7-269. PAR Plot (NR Band n2 - 5.0MHz DFT-s-OFDM 16-QAM - Full RB)

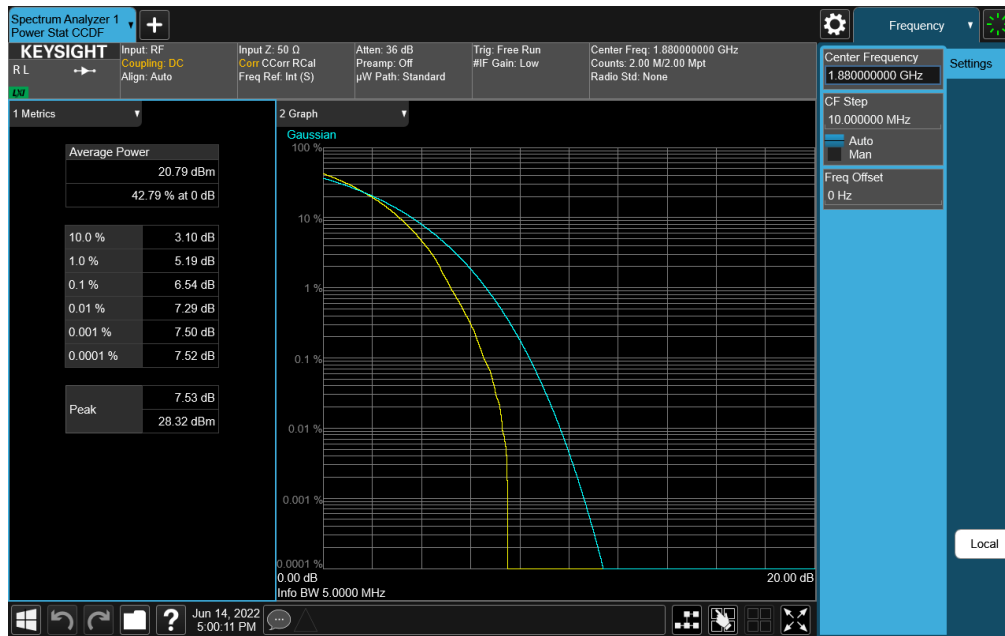


Plot 7-270. PAR Plot (NR Band n2 - 5.0MHz DFT-s-OFDM 64-QAM - Full RB)

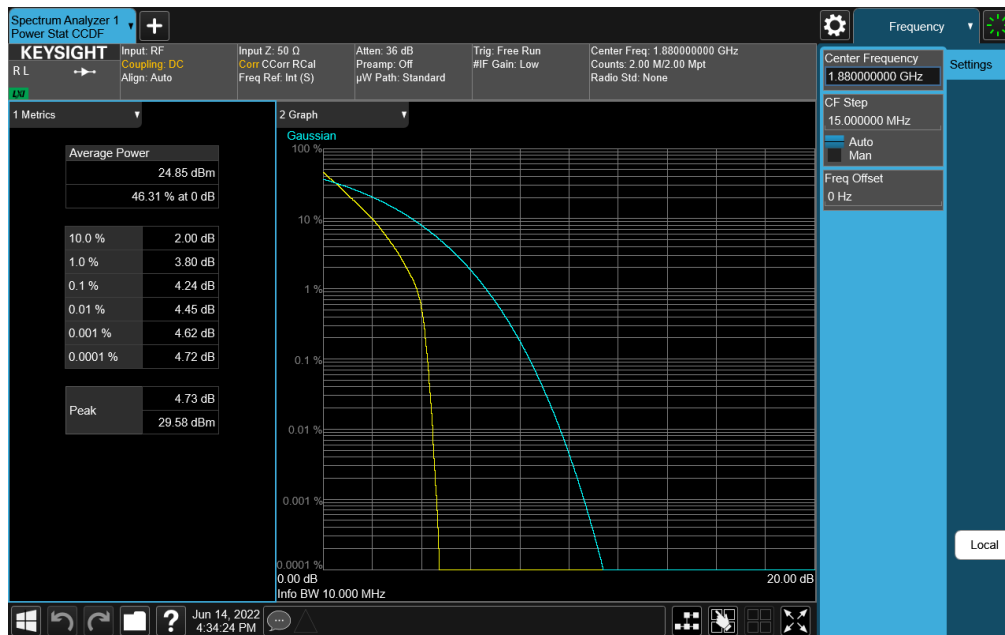
FCC ID: BCGA2764	 PART 24 MEASUREMENT REPORT		Approved by: Technical Manager
Test Report S/N: 1C2205090028-02.BCG	Test Dates: 5/30/2022 - 9/16/2022	EUT Type: Tablet Device	Page 157 of 210

V2.1 11/9/2021


Unless otherwise specified, no part of this report may be reproduced or utilized in any part, form or by any means, electronic or mechanical, including photocopying and microfilm, without permission in writing from Element Washington DC LLC. If you have any questions about this or have an enquiry about obtaining additional rights to this report or assembly of contents thereof, please contact ct.info@element.com.



Plot 7-271. PAR Plot (NR Band n2 - 5.0MHz DFT-s-OFDM 256-QAM - Full RB)

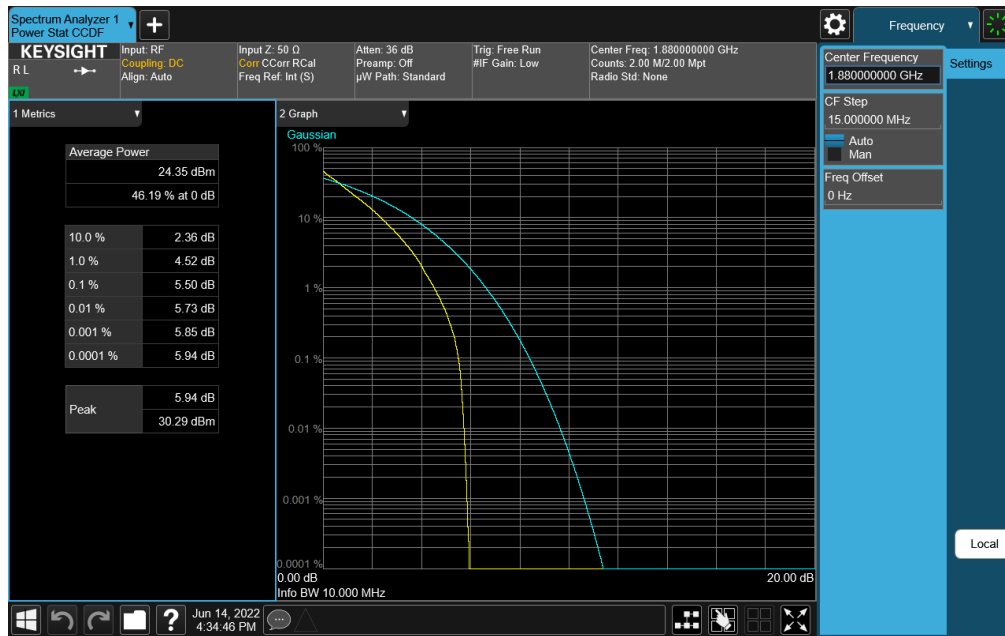


Plot 7-272. PAR Plot (NR Band n2 - 10.0MHz DFT-s-OFDM $\pi/2$ BPSK - Full RB)

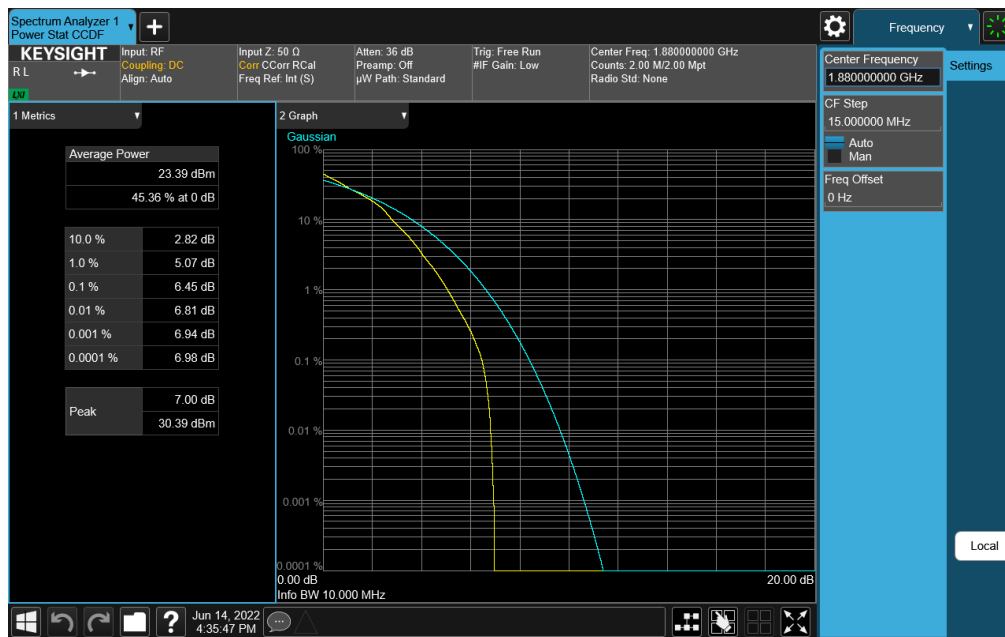
FCC ID: BCGA2764	 PART 24 MEASUREMENT REPORT		Approved by: Technical Manager
Test Report S/N: 1C2205090028-02.BCG	Test Dates: 5/30/2022 - 9/16/2022	EUT Type: Tablet Device	Page 158 of 210

V2.1 11/9/2021

Unless otherwise specified, no part of this report may be reproduced or utilized in any part, form or by any means, electronic or mechanical, including photocopying and microfilm, without permission in writing from Element Washington DC LLC. If you have any questions about this or have an enquiry about obtaining additional rights to this report or assembly of contents thereof, please contact ct.info@element.com.



Plot 7-273. PAR Plot (NR Band n2 - 10.0MHz DFT-s-OFDM QPSK - Full RB)

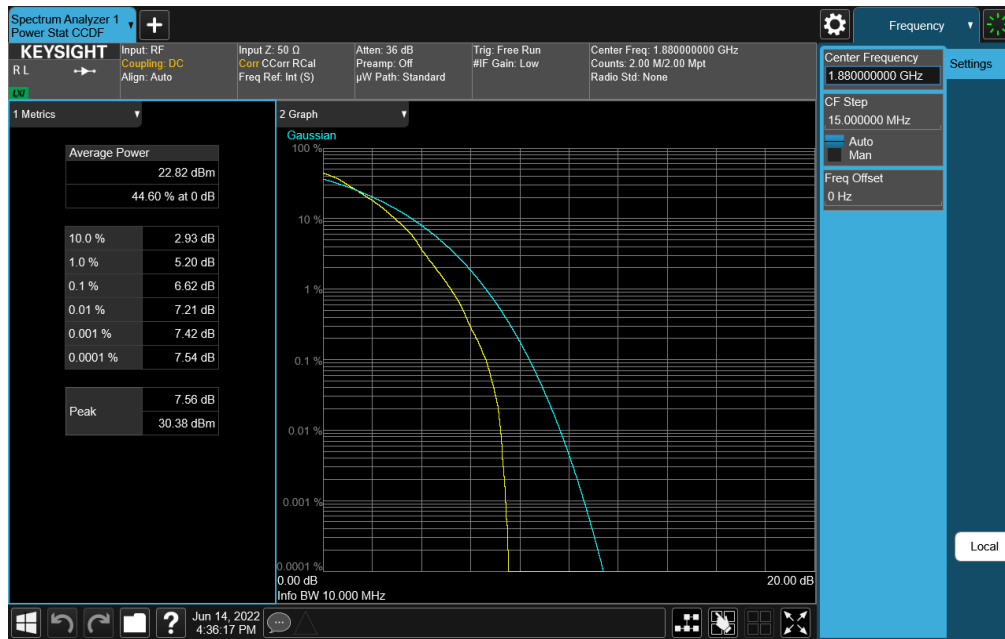


Plot 7-274. PAR Plot (NR Band n2 - 10.0MHz DFT-s-OFDM 16-QAM - Full RB)

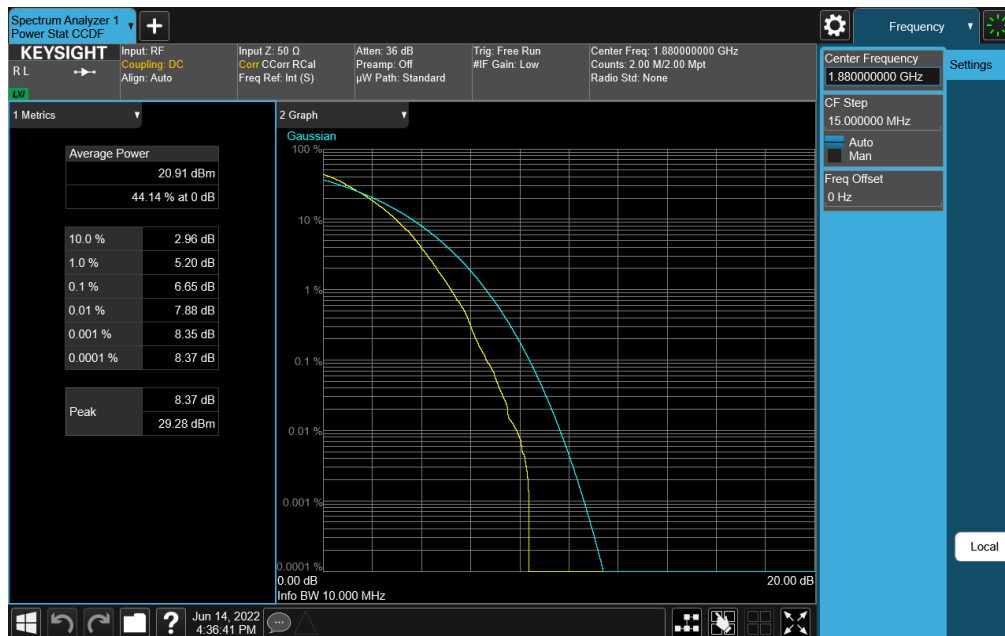
FCC ID: BCGA2764	PART 24 MEASUREMENT REPORT		Approved by: Technical Manager
Test Report S/N: 1C2205090028-02.BCG	Test Dates: 5/30/2022 - 9/16/2022	EUT Type: Tablet Device	Page 159 of 210

V2.1 11/9/2021


Unless otherwise specified, no part of this report may be reproduced or utilized in any part, form or by any means, electronic or mechanical, including photocopying and microfilm, without permission in writing from Element Washington DC LLC. If you have any questions about this or have an enquiry about obtaining additional rights to this report or assembly of contents thereof, please contact ct.info@element.com.



Plot 7-275. PAR Plot (NR Band n2 - 10.0MHz DFT-s-OFDM 64-QAM - Full RB)

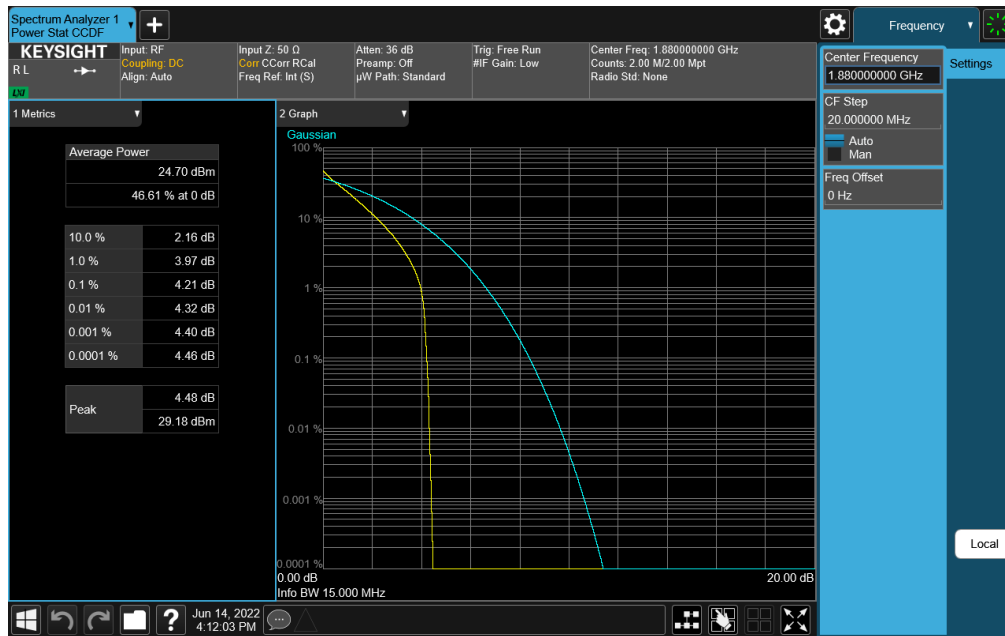


Plot 7-276. PAR Plot (NR Band n2 - 10.0MHz DFT-s-OFDM 256-QAM - Full RB)

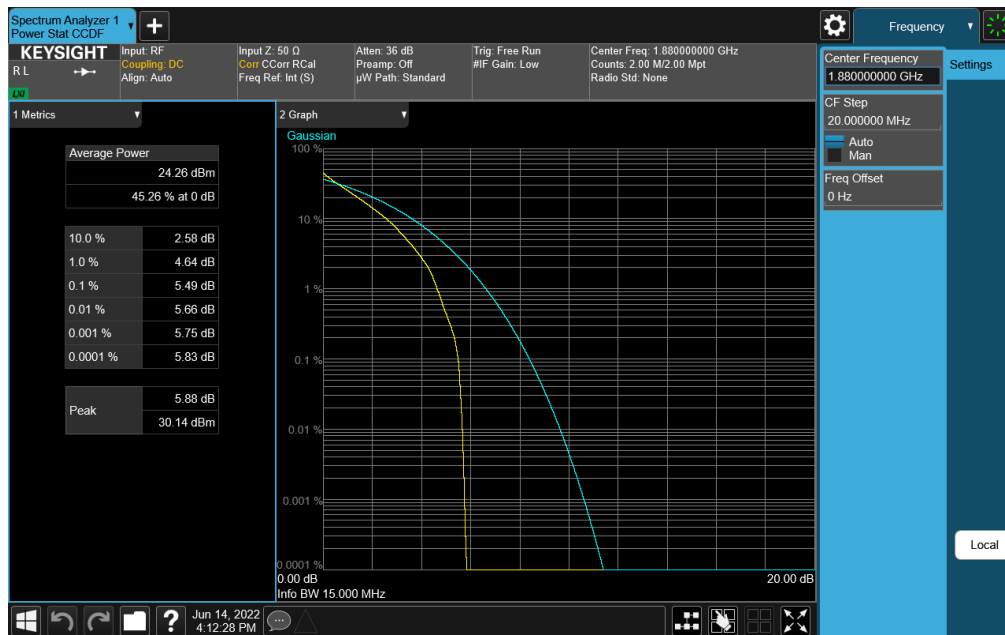
FCC ID: BCGA2764	 PART 24 MEASUREMENT REPORT		Approved by: Technical Manager
Test Report S/N: 1C2205090028-02.BCG	Test Dates: 5/30/2022 - 9/16/2022	EUT Type: Tablet Device	Page 160 of 210

V2.1 11/9/2021


Unless otherwise specified, no part of this report may be reproduced or utilized in any part, form or by any means, electronic or mechanical, including photocopying and microfilm, without permission in writing from Element Washington DC LLC. If you have any questions about this or have an enquiry about obtaining additional rights to this report or assembly of contents thereof, please contact ct.info@element.com.



Plot 7-277. PAR Plot (NR Band n2 - 15.0MHz DFT-s-OFDM $\pi/2$ BPSK - Full RB)

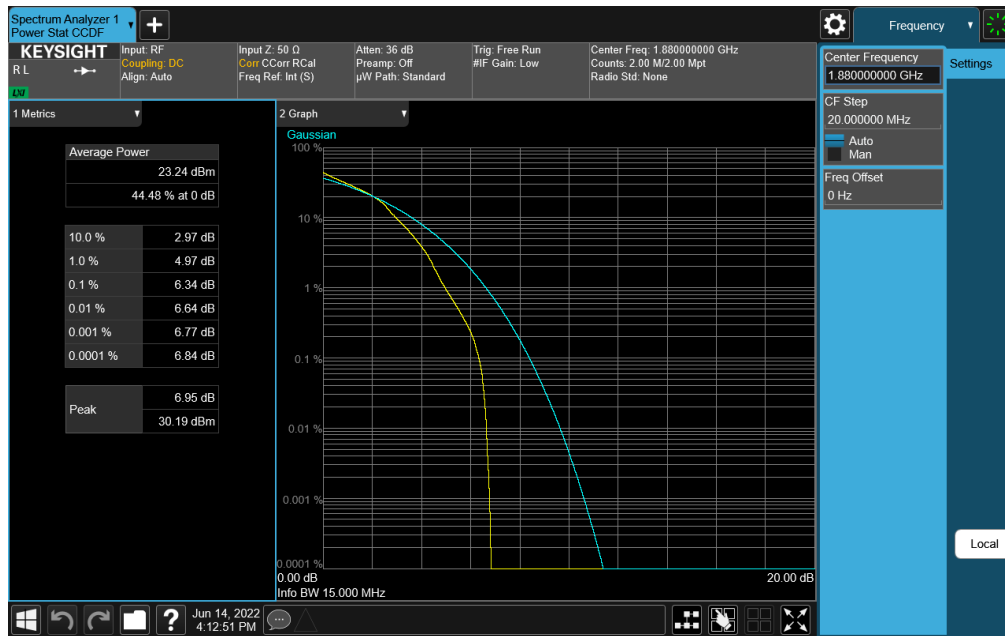


Plot 7-278. PAR Plot (NR Band n2 - 15.0MHz DFT-s-OFDM QPSK - Full RB)

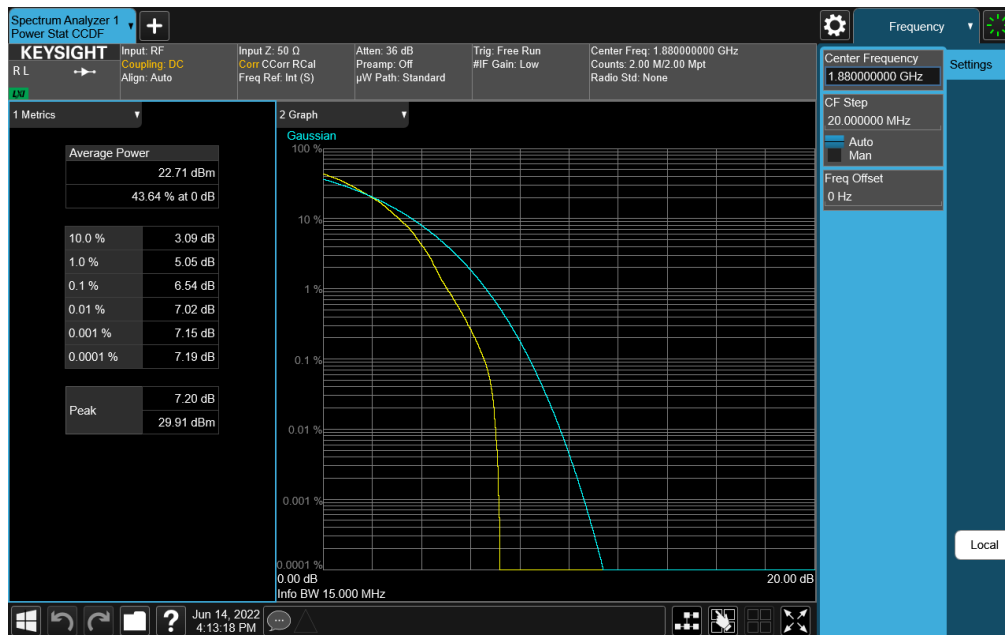
FCC ID: BCGA2764	 PART 24 MEASUREMENT REPORT		Approved by: Technical Manager
Test Report S/N: 1C2205090028-02.BCG	Test Dates: 5/30/2022 - 9/16/2022	EUT Type: Tablet Device	Page 161 of 210

V2.1 11/9/2021

Unless otherwise specified, no part of this report may be reproduced or utilized in any part, form or by any means, electronic or mechanical, including photocopying and microfilm, without permission in writing from Element Washington DC LLC. If you have any questions about this or have an enquiry about obtaining additional rights to this report or assembly of contents thereof, please contact ct.info@element.com.



Plot 7-279. PAR Plot (NR Band n2 - 15.0MHz DFT-s-OFDM 16-QAM - Full RB)

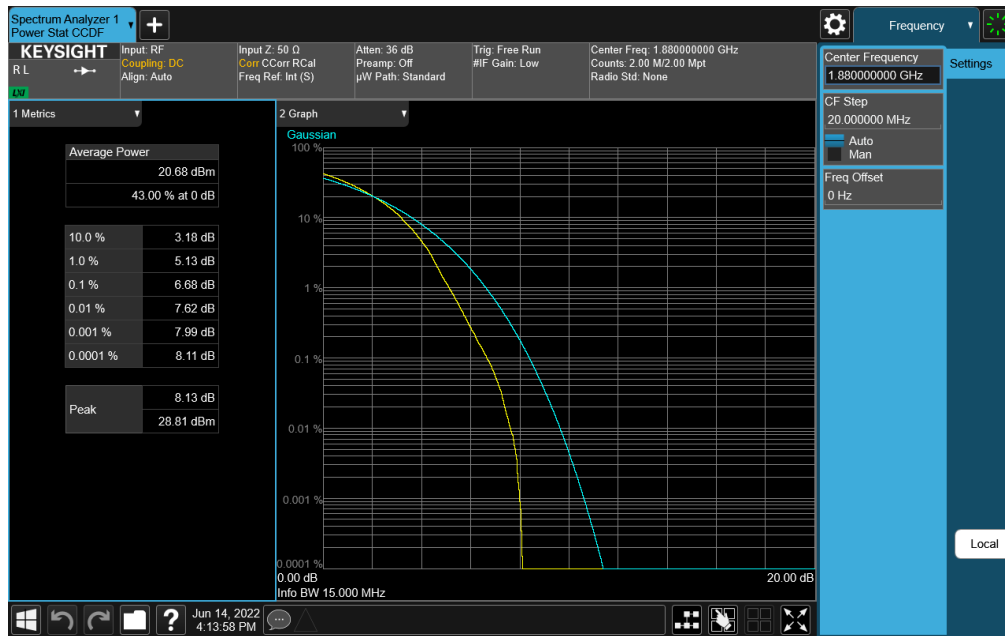


Plot 7-280. PAR Plot (NR Band n2 - 15.0MHz DFT-s-OFDM 64-QAM - Full RB)

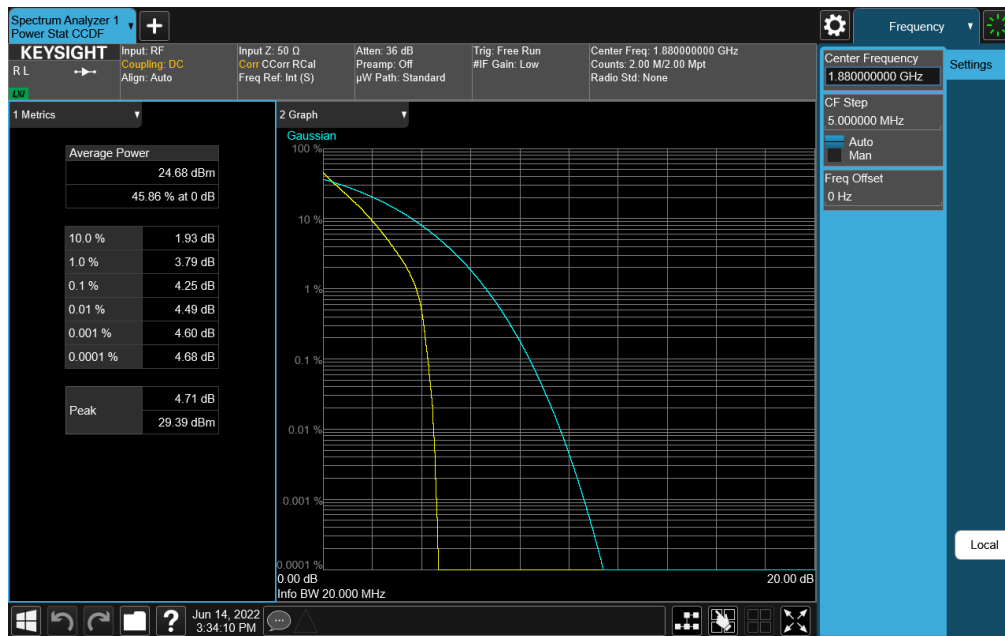
FCC ID: BCGA2764	PART 24 MEASUREMENT REPORT		Approved by: Technical Manager
Test Report S/N: 1C2205090028-02.BCG	Test Dates: 5/30/2022 - 9/16/2022	EUT Type: Tablet Device	Page 162 of 210

V2.1 11/9/2021

Unless otherwise specified, no part of this report may be reproduced or utilized in any part, form or by any means, electronic or mechanical, including photocopying and microfilm, without permission in writing from Element Washington DC LLC. If you have any questions about this or have an enquiry about obtaining additional rights to this report or assembly of contents thereof, please contact ct.info@element.com.



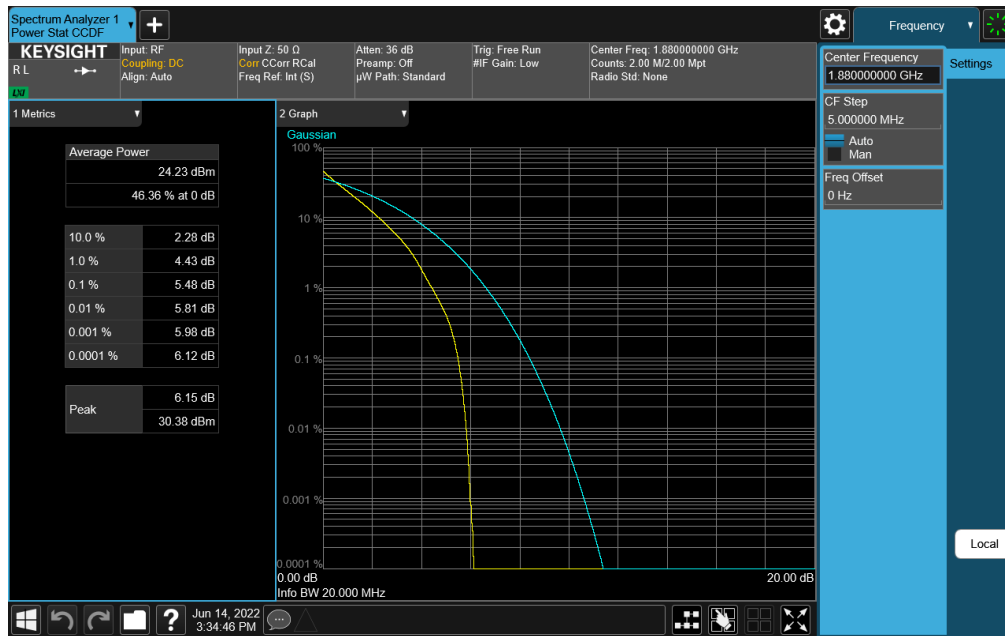
Plot 7-281. PAR Plot (NR Band n2 - 15.0MHz DFT-s-OFDM 256-QAM - Full RB)



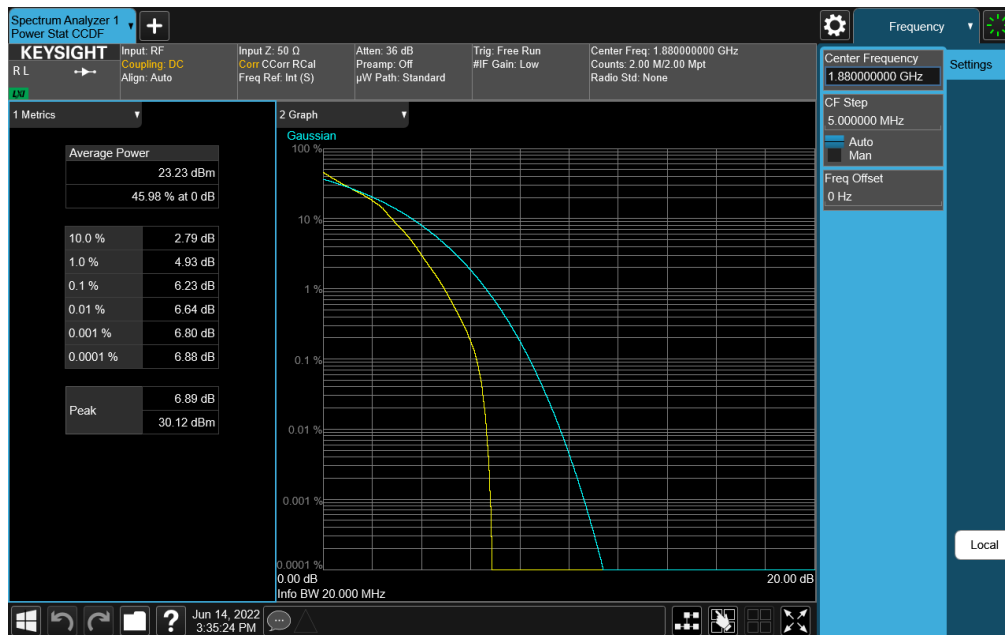
Plot 7-282. PAR Plot (NR Band n2 - 20.0MHz DFT-s-OFDM $\pi/2$ BPSK - Full RB)

FCC ID: BCGA2764	PART 24 MEASUREMENT REPORT		Approved by: Technical Manager
Test Report S/N: 1C2205090028-02.BCG	Test Dates: 5/30/2022 - 9/16/2022	EUT Type: Tablet Device	Page 163 of 210

V2.1 11/9/2021



Plot 7-283. PAR Plot (NR Band n2 - 20.0MHz DFT-s-OFDM QPSK - Full RB)

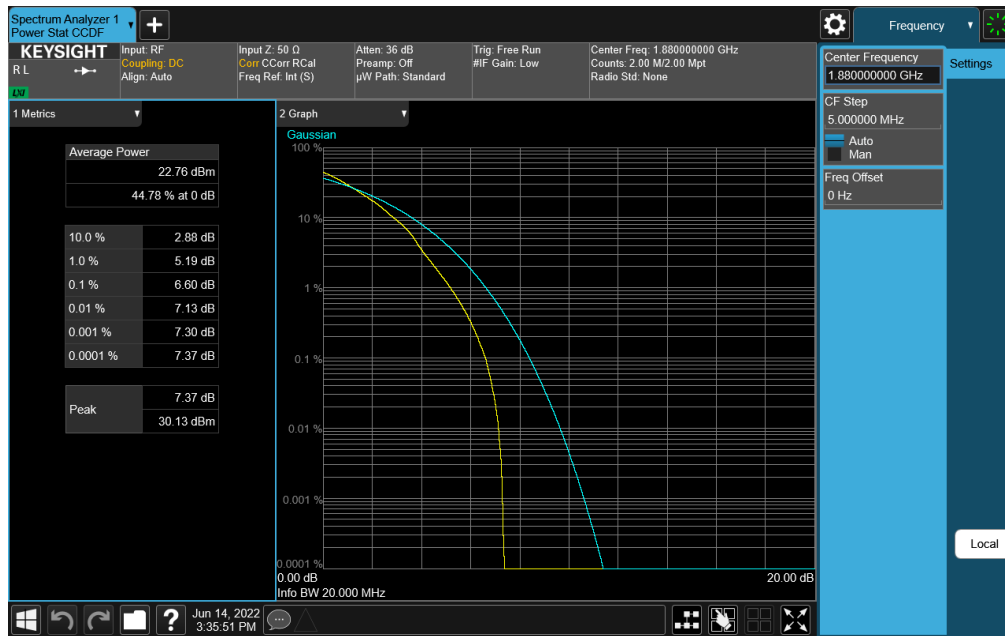


Plot 7-284. PAR Plot (NR Band n2 - 20.0MHz DFT-s-OFDM 16-QAM - Full RB)

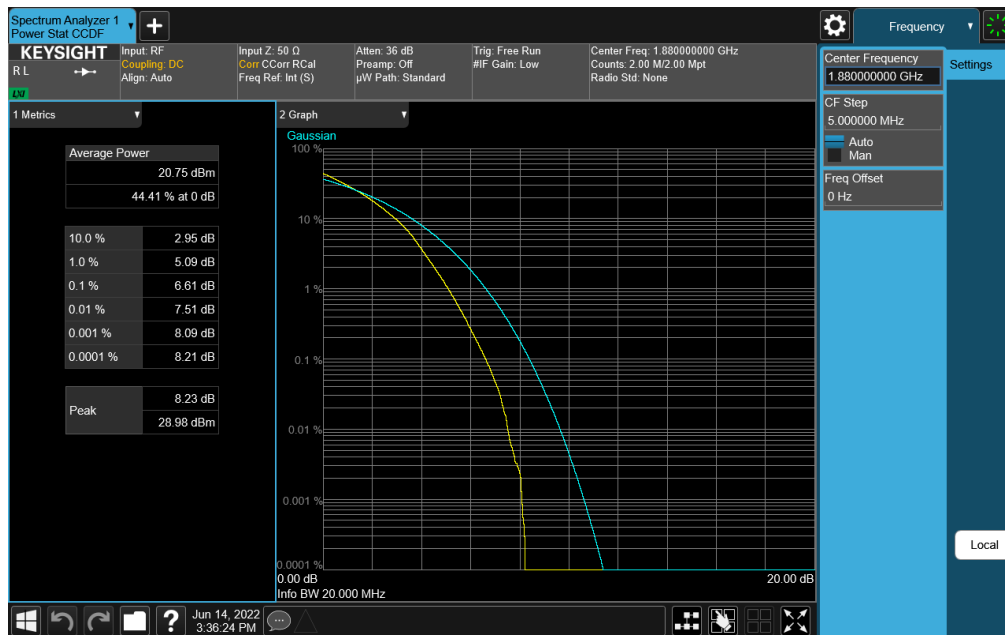
FCC ID: BCGA2764	PART 24 MEASUREMENT REPORT		Approved by: Technical Manager
Test Report S/N: 1C2205090028-02.BCG	Test Dates: 5/30/2022 - 9/16/2022	EUT Type: Tablet Device	Page 164 of 210

V2.1 11/9/2021


Unless otherwise specified, no part of this report may be reproduced or utilized in any part, form or by any means, electronic or mechanical, including photocopying and microfilm, without permission in writing from Element Washington DC LLC. If you have any questions about this or have an enquiry about obtaining additional rights to this report or assembly of contents thereof, please contact ct.info@element.com.



Plot 7-285. PAR Plot (NR Band n2 - 20.0MHz DFT-s-OFDM 64-QAM - Full RB)

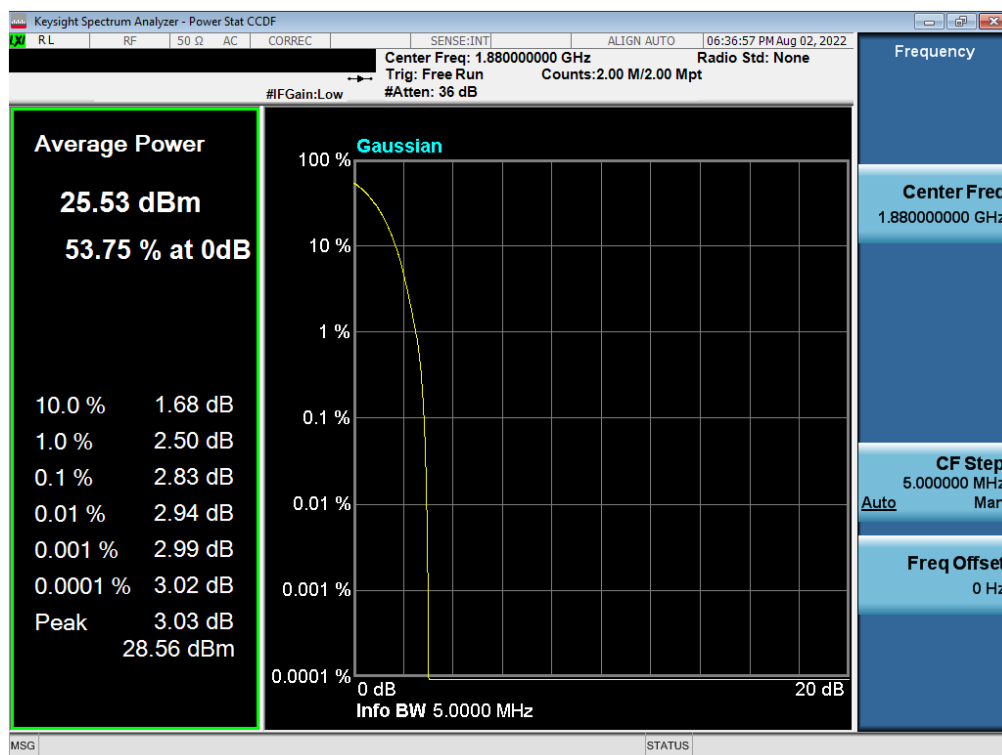


Plot 7-286. PAR Plot (NR Band n2 - 20.0MHz DFT-s-OFDM 256-QAM - Full RB)


FCC ID: BCGA2764	 PART 24 MEASUREMENT REPORT		Approved by: Technical Manager
Test Report S/N: 1C2205090028-02.BCG	Test Dates: 5/30/2022 - 9/16/2022	EUT Type: Tablet Device	Page 165 of 210

V2.1 11/9/2021

Unless otherwise specified, no part of this report may be reproduced or utilized in any part, form or by any means, electronic or mechanical, including photocopying and microfilm, without permission in writing from Element Washington DC LLC. If you have any questions about this or have an enquiry about obtaining additional rights to this report or assembly of contents thereof, please contact ct.info@element.com.



Plot 7-287. PAR Plot (WCDMA, Ch. 9400)

FCC ID: BCGA2764	 PART 24 MEASUREMENT REPORT		Approved by: Technical Manager
Test Report S/N: 1C2205090028-02.BCG	Test Dates: 5/30/2022 - 9/16/2022	EUT Type: Tablet Device	Page 166 of 210

7.6 Radiated Power (EIRP)

§24.232(c)

Test Overview

Equivalent Isotropic Radiated Power (EIRP) measurements are calculated by adding highest antenna gain to maximum measured conducted output power. All measurements are performed as RMS average measurements while the EUT is operating at its maximum duty cycle, at maximum power, and at the appropriate frequencies.

Test Procedures Used

KDB 971168 D01 v03r01 – Section 5.2.1
ANSI C63.26-2015 – Section 5.2.5.5

Test Settings

The relevant equation for determining the EIRP from the conducted RF output power measured is:

$$\text{EIRP} = \text{PMeas} - \text{LC} + \text{GT}$$

Where:

EIRP = Equivalent Isotropic Radiated Power (expressed in the same units as PMeas, typically dBW or dBm)

PMeas = measured transmitter output power or PSD, in dBW or dBm

LC = signal attenuation in the connecting cable between the transmitter and antenna in dB

GT = gain of the transmitting antenna, in dBi (EIRP)

Test Setup

The EUT and measurement equipment were set up as shown in the diagram below.

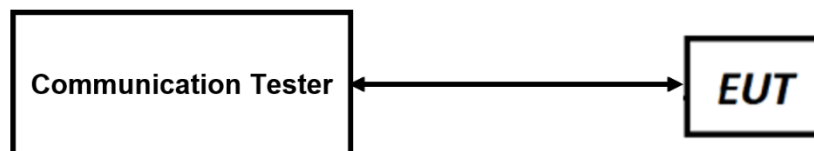



Figure 7-5. EIRP Measurement Setup

Test Notes

1. The EUT was tested in all possible test configurations. The worst case emissions are reported with the EUT modulations, RB sizes and offsets, and channel bandwidth configurations shown in the tables below.
2. This unit was tested with its standard battery.
3. The Level (dBm) readings in the table were taken with a correction table loaded into the base station simulator. The correction table was used to account for the signal attenuation in the connecting cable between the transmitter and antenna.
4. The Ant. Gains (GT) are listed in dBi.


FCC ID: BCGA2764	 PART 24 MEASUREMENT REPORT		Approved by: Technical Manager
Test Report S/N: 1C2205090028-02.BCG	Test Dates: 5/30/2022 - 9/16/2022	EUT Type: Tablet Device	Page 167 of 210

V2.1 11/9/2021

7.6.1 Antenna 4b – EIRP

Bandwidth	Mod.	Frequency [MHz]	Ant. Gain [dBi]	RB Size/Offset	Conducted Power [dBm]	EIRP [dBm]	EIRP [Watts]	EIRP Limit [dBm]	Margin [dB]
1.4 MHz	QPSK	1850.7	-1.00	1 / 0	25.47	24.47	0.280	33.01	-8.54
		1880.0	-1.00	1 / 5	25.21	24.21	0.264	33.01	-8.80
		1909.3	-1.00	1 / 0	25.33	24.33	0.271	33.01	-8.68
	16-QAM	1909.3	-1.00	1 / 0	24.64	23.64	0.231	33.01	-9.37
	64-QAM	1909.3	-1.00	1 / 3	23.39	22.39	0.173	33.01	-10.62
	256-QAM	1909.3	-1.00	1 / 3	20.73	19.73	0.094	33.01	-13.28
3 MHz	QPSK	1851.5	-1.00	1 / 14	25.33	24.33	0.271	33.01	-8.68
		1880.0	-1.00	1 / 7	25.18	24.18	0.262	33.01	-8.83
		1908.5	-1.00	1 / 0	25.39	24.39	0.275	33.01	-8.62
	16-QAM	1908.5	-1.00	1 / 14	24.61	23.61	0.230	33.01	-9.40
	64-QAM	1851.5	-1.00	1 / 0	23.63	22.63	0.183	33.01	-10.38
	256-QAM	1880.0	-1.00	1 / 0	20.58	19.58	0.091	33.01	-13.43
5 MHz	QPSK	1852.5	-1.00	1 / 12	25.51	24.51	0.282	33.01	-8.50
		1880.0	-1.00	1 / 12	25.36	24.36	0.273	33.01	-8.65
		1907.5	-1.00	1 / 0	25.42	24.42	0.277	33.01	-8.59
	16-QAM	1880.0	-1.00	1 / 0	24.61	23.61	0.230	33.01	-9.40
	64-QAM	1907.5	-1.00	1 / 24	23.73	22.73	0.187	33.01	-10.28
	256-QAM	1907.5	-1.00	1 / 0	20.62	19.62	0.092	33.01	-13.39
10 MHz	QPSK	1855.0	-1.00	1 / 0	25.56	24.56	0.286	33.01	-8.45
		1880.0	-1.00	1 / 49	25.27	24.27	0.267	33.01	-8.74
		1905.0	-1.00	1 / 49	25.43	24.43	0.277	33.01	-8.58
	16-QAM	1880.0	-1.00	1 / 0	24.93	23.93	0.247	33.01	-9.08
	64-QAM	1880.0	-1.00	1 / 0	23.89	22.89	0.195	33.01	-10.12
	256-QAM	1880.0	-1.00	1 / 25	20.75	19.75	0.094	33.01	-13.26
15 MHz	QPSK	1857.5	-1.00	1 / 0	25.22	24.22	0.264	33.01	-8.79
		1880.0	-1.00	1 / 0	25.14	24.14	0.259	33.01	-8.87
		1902.5	-1.00	1 / 37	25.34	24.34	0.272	33.01	-8.67
	16-QAM	1902.5	-1.00	1 / 37	24.68	23.68	0.233	33.01	-9.33
	64-QAM	1880.0	-1.00	1 / 74	23.66	22.66	0.185	33.01	-10.35
	256-QAM	1880.0	-1.00	1 / 74	20.65	19.65	0.092	33.01	-13.36
20 MHz	QPSK	1860.0	-1.00	1 / 99	25.21	24.21	0.264	33.01	-8.80
		1880.0	-1.00	1 / 99	25.26	24.26	0.267	33.01	-8.75
		1900.0	-1.00	1 / 50	25.70	24.70	0.295	33.01	-8.31
	16-QAM	1860.0	-1.00	1 / 99	24.73	23.73	0.236	33.01	-9.28
	64-QAM	1860.0	-1.00	1 / 99	23.51	22.51	0.178	33.01	-10.50
	256-QAM	1880.0	-1.00	1 / 0	20.61	19.61	0.091	33.01	-13.40


Table 7-2. Antenna 4b EIRP Data (LTE Band 2)

FCC ID: BCGA2764	 PART 24 MEASUREMENT REPORT		Approved by: Technical Manager
Test Report S/N: 1C2205090028-02.BCG	Test Dates: 5/30/2022 - 9/16/2022	EUT Type: Tablet Device	Page 168 of 210

V2.1 11/9/2021

Bandwidth	Mod.	Frequency [MHz]	Ant. Gain [dBi]	RB Size/Offset	Conducted Power [dBm]	EIRP [dBm]	EIRP [Watts]	EIRP Limit [dBm]	Margin [dB]
1.4 MHz	QPSK	1850.7	-1.00	1 / 3	25.39	24.39	0.275	33.01	-8.62
		1882.5	-1.00	1 / 5	25.26	24.26	0.267	33.01	-8.75
		1914.3	-1.00	1 / 5	25.34	24.34	0.272	33.01	-8.67
	16-QAM	1914.3	-1.00	1 / 3	24.79	23.79	0.239	33.01	-9.22
	64-QAM	1882.5	-1.00	1 / 5	23.80	22.80	0.191	33.01	-10.21
	256-QAM	1850.7	-1.00	1 / 3	20.57	19.57	0.091	33.01	-13.44
3 MHz	QPSK	1851.5	-1.00	1 / 0	25.31	24.31	0.270	33.01	-8.70
		1882.5	-1.00	1 / 14	25.55	24.55	0.285	33.01	-8.46
		1913.5	-1.00	1 / 7	25.23	24.23	0.265	33.01	-8.78
	16-QAM	1851.5	-1.00	1 / 0	24.78	23.78	0.239	33.01	-9.23
	64-QAM	1882.5	-1.00	1 / 0	23.62	22.62	0.183	33.01	-10.39
	256-QAM	1882.5	-1.00	1 / 7	20.76	19.76	0.095	33.01	-13.25
5 MHz	QPSK	1852.5	-1.00	1 / 12	25.14	24.14	0.259	33.01	-8.87
		1882.5	-1.00	1 / 24	25.41	24.41	0.276	33.01	-8.60
		1912.5	-1.00	1 / 24	25.63	24.63	0.290	33.01	-8.38
	16-QAM	1912.5	-1.00	1 / 24	24.57	23.57	0.228	33.01	-9.44
	64-QAM	1852.5	-1.00	1 / 12	23.71	22.71	0.187	33.01	-10.30
	256-QAM	1912.5	-1.00	1 / 0	20.64	19.64	0.092	33.01	-13.37
10 MHz	QPSK	1855.0	-1.00	1 / 25	25.26	24.26	0.267	33.01	-8.75
		1882.5	-1.00	1 / 0	25.05	24.05	0.254	33.01	-8.96
		1910.0	-1.00	1 / 49	25.44	24.44	0.278	33.01	-8.57
	16-QAM	1855.0	-1.00	1 / 0	24.87	23.87	0.244	33.01	-9.14
	64-QAM	1882.5	-1.00	1 / 49	23.89	22.89	0.195	33.01	-10.12
	256-QAM	1882.5	-1.00	1 / 25	20.94	19.94	0.099	33.01	-13.07
15 MHz	QPSK	1857.5	-1.00	1 / 0	25.70	24.70	0.295	33.01	-8.31
		1882.5	-1.00	1 / 37	25.58	24.58	0.287	33.01	-8.43
		1907.5	-1.00	1 / 0	25.43	24.43	0.277	33.01	-8.58
	16-QAM	1882.5	-1.00	1 / 37	24.72	23.72	0.236	33.01	-9.29
	64-QAM	1882.5	-1.00	1 / 0	23.96	22.96	0.198	33.01	-10.05
	256-QAM	1857.5	-1.00	1 / 74	20.85	19.85	0.097	33.01	-13.16
20 MHz	QPSK	1860.0	-1.00	1 / 50	25.48	24.48	0.281	33.01	-8.53
		1882.5	-1.00	1 / 50	25.56	24.56	0.286	33.01	-8.45
		1905.0	-1.00	1 / 0	25.38	24.38	0.274	33.01	-8.63
	16-QAM	1860.0	-1.00	1 / 50	24.62	23.62	0.230	33.01	-9.39
	64-QAM	1882.5	-1.00	1 / 99	23.70	22.70	0.186	33.01	-10.31
	256-QAM	1905.0	-1.00	1 / 50	20.67	19.67	0.093	33.01	-13.34

Table 7-3. Antenna 4b EIRP Data (LTE Band 25)


FCC ID: BCGA2764	 PART 24 MEASUREMENT REPORT		Approved by: Technical Manager
Test Report S/N: 1C2205090028-02.BCG	Test Dates: 5/30/2022 - 9/16/2022	EUT Type: Tablet Device	Page 169 of 210

V2.1 11/9/2021

Unless otherwise specified, no part of this report may be reproduced or utilized in any part, form or by any means, electronic or mechanical, including photocopying and microfilm, without permission in writing from Element Washington DC LLC. If you have any questions about this or have an enquiry about obtaining additional rights to this report or assembly of contents thereof, please contact ct.info@element.com.

Bandwidth	Mod.	Frequency [MHz]	Ant. Gain [dBi]	RB Size/Offset	Conducted Power [dBm]	EIRP [dBm]	EIRP [Watts]	EIRP Limit [dBm]	Margin [dB]
5 MHz	$\pi/2$ BPSK	1852.5	-1.00	1 / 23	25.45	24.45	0.279	33.01	-8.56
		1880.0	-1.00	1 / 12	25.48	24.48	0.281	33.01	-8.53
		1907.5	-1.00	1 / 23	25.52	24.52	0.283	33.01	-8.49
	QPSK	1852.5	-1.00	1 / 23	25.38	24.38	0.274	33.01	-8.63
		1880.0	-1.00	1 / 12	25.61	24.61	0.289	33.01	-8.40
		1907.5	-1.00	1 / 0	25.54	24.54	0.284	33.01	-8.47
	16-QAM	1880.0	-1.00	1 / 23	24.70	23.70	0.234	33.01	-9.31
	64-QAM	1880.0	-1.00	1 / 12	23.70	22.70	0.186	33.01	-10.31
	256-QAM	1852.5	-1.00	1 / 12	20.66	19.66	0.092	33.01	-13.35
10 MHz	$\pi/2$ BPSK	1855.0	-1.00	1 / 48	25.49	24.49	0.281	33.01	-8.52
		1880.0	-1.00	1 / 48	25.53	24.53	0.284	33.01	-8.48
		1905.0	-1.00	1 / 25	25.20	24.20	0.263	33.01	-8.81
	QPSK	1855.0	-1.00	1 / 0	25.57	24.57	0.287	33.01	-8.44
		1880.0	-1.00	1 / 0	25.17	24.17	0.261	33.01	-8.84
		1905.0	-1.00	1 / 25	25.46	24.46	0.279	33.01	-8.55
	16-QAM	1855.0	-1.00	1 / 25	24.68	23.68	0.233	33.01	-9.33
	64-QAM	1905.0	-1.00	1 / 48	23.56	22.56	0.180	33.01	-10.45
	256-QAM	1880.0	-1.00	1 / 0	20.66	19.66	0.092	33.01	-13.35
15 MHz	$\pi/2$ BPSK	1857.5	-1.00	1 / 73	25.12	24.12	0.258	33.01	-8.89
		1880.0	-1.00	1 / 37	25.40	24.40	0.275	33.01	-8.61
		1902.5	-1.00	1 / 37	25.44	24.44	0.278	33.01	-8.57
	QPSK	1857.5	-1.00	1 / 73	25.36	24.36	0.273	33.01	-8.65
		1880.0	-1.00	1 / 37	25.33	24.33	0.271	33.01	-8.68
		1902.5	-1.00	1 / 0	25.28	24.28	0.268	33.01	-8.73
	16-QAM	1880.0	-1.00	1 / 73	24.71	23.71	0.235	33.01	-9.30
	64-QAM	1880.0	-1.00	1 / 0	23.74	22.74	0.188	33.01	-10.27
	256-QAM	1880.0	-1.00	1 / 37	20.73	19.73	0.094	33.01	-13.28
20 MHz	$\pi/2$ BPSK	1860.0	-1.00	1 / 0	25.49	24.49	0.281	33.01	-8.52
		1880.0	-1.00	1 / 50	25.50	24.50	0.282	33.01	-8.51
		1900.0	-1.00	1 / 0	25.38	24.38	0.274	33.01	-8.63
	QPSK	1860.0	-1.00	1 / 50	25.44	24.44	0.278	33.01	-8.57
		1880.0	-1.00	1 / 0	25.51	24.51	0.282	33.01	-8.50
		1900.0	-1.00	1 / 0	25.55	24.55	0.285	33.01	-8.46
	16-QAM	1860.0	-1.00	1 / 98	24.67	23.67	0.233	33.01	-9.34
	64-QAM	1860.0	-1.00	1 / 0	23.69	22.69	0.186	33.01	-10.32
	256-QAM	1900.0	-1.00	1 / 0	20.73	19.73	0.094	33.01	-13.28

Table 7-4. Antenna 4b EIRP Data (NR Band n2)


FCC ID: BCGA2764	 PART 24 MEASUREMENT REPORT		Approved by: Technical Manager
Test Report S/N: 1C2205090028-02.BCG	Test Dates: 5/30/2022 - 9/16/2022	EUT Type: Tablet Device	Page 170 of 210

V2.1 11/9/2021

Unless otherwise specified, no part of this report may be reproduced or utilized in any part, form or by any means, electronic or mechanical, including photocopying and microfilm, without permission in writing from Element Washington DC LLC. If you have any questions about this or have an enquiry about obtaining additional rights to this report or assembly of contents thereof, please contact ct.info@element.com.

Bandwidth	Mod.	Frequency [MHz]	Ant. Gain [dBi]	RB Size/Offset	Conducted Power [dBm]	EIRP [dBm]	EIRP [Watts]	EIRP Limit [dBm]	Margin [dB]
5 MHz	$\pi/2$ BPSK	1852.5	-1.00	1 / 23	25.46	24.46	0.279	33.01	-8.55
		1882.5	-1.00	1 / 23	25.55	24.55	0.285	33.01	-8.46
		1912.5	-1.00	1 / 0	25.31	24.31	0.270	33.01	-8.70
	QPSK	1852.5	-1.00	1 / 12	25.59	24.59	0.288	33.01	-8.42
		1882.5	-1.00	1 / 12	25.55	24.55	0.285	33.01	-8.46
		1912.5	-1.00	1 / 0	25.38	24.38	0.274	33.01	-8.63
	16-QAM	1912.5	-1.00	1 / 12	24.71	23.71	0.235	33.01	-9.30
	64-QAM	1882.5	-1.00	1 / 0	23.70	22.70	0.186	33.01	-10.31
10 MHz	$\pi/2$ BPSK	1852.5	-1.00	1 / 12	20.69	19.69	0.093	33.01	-13.32
		1855.0	-1.00	1 / 25	25.59	24.59	0.288	33.01	-8.42
		1882.5	-1.00	1 / 25	25.52	24.52	0.283	33.01	-8.49
	QPSK	1910.0	-1.00	1 / 48	25.47	24.47	0.280	33.01	-8.54
		1855.0	-1.00	1 / 0	25.52	24.52	0.283	33.01	-8.49
		1882.5	-1.00	1 / 0	25.63	24.63	0.290	33.01	-8.38
	16-QAM	1910.0	-1.00	1 / 0	25.65	24.65	0.292	33.01	-8.36
		1882.5	-1.00	1 / 0	24.69	23.69	0.234	33.01	-9.32
15 MHz	$\pi/2$ BPSK	1855.0	-1.00	1 / 48	23.71	22.71	0.187	33.01	-10.30
		1855.0	-1.00	1 / 0	20.68	19.68	0.093	33.01	-13.33
	QPSK	1857.5	-1.00	1 / 37	25.67	24.67	0.293	33.01	-8.34
		1882.5	-1.00	1 / 0	25.58	24.58	0.287	33.01	-8.43
		1907.5	-1.00	1 / 73	25.51	24.51	0.282	33.01	-8.50
	16-QAM	1857.5	-1.00	1 / 73	25.70	24.70	0.295	33.01	-8.31
		1882.5	-1.00	1 / 73	25.48	24.48	0.281	33.01	-8.53
		1907.5	-1.00	1 / 37	25.53	24.53	0.284	33.01	-8.48
20 MHz	16-QAM	1857.5	-1.00	1 / 0	24.69	23.69	0.234	33.01	-9.32
		1907.5	-1.00	1 / 73	23.64	22.64	0.184	33.01	-10.37
		1857.5	-1.00	1 / 73	20.67	19.67	0.093	33.01	-13.34
	256-QAM	1860.0	-1.00	1 / 98	25.55	24.55	0.285	33.01	-8.46
		1882.5	-1.00	1 / 50	25.49	24.49	0.281	33.01	-8.52
		1905.0	-1.00	1 / 0	25.57	24.57	0.286	33.01	-8.44
	QPSK	1860.0	-1.00	1 / 50	25.70	24.70	0.295	33.01	-8.31
		1882.5	-1.00	1 / 98	25.47	24.47	0.280	33.01	-8.54
25 MHz	16-QAM	1905.0	-1.00	1 / 98	25.35	24.35	0.272	33.01	-8.66
		1860.0	-1.00	1 / 98	24.71	23.71	0.235	33.01	-9.30
		1905.0	-1.00	1 / 98	23.70	22.70	0.186	33.01	-10.31
	256-QAM	1882.5	-1.00	1 / 50	20.72	19.72	0.094	33.01	-13.29
		1862.5	-1.00	1 / 66	25.63	24.63	0.290	33.01	-8.38
		1882.5	-1.00	1 / 131	25.66	24.66	0.292	33.01	-8.35
	QPSK	1902.5	-1.00	1 / 66	25.48	24.48	0.281	33.01	-8.53
		1862.5	-1.00	1 / 0	25.69	24.69	0.294	33.01	-8.32
30 MHz	16-QAM	1882.5	-1.00	1 / 131	25.57	24.57	0.286	33.01	-8.44
		1902.5	-1.00	1 / 0	25.38	24.38	0.274	33.01	-8.63
		1882.5	-1.00	1 / 131	24.72	23.72	0.236	33.01	-9.29
	64-QAM	1882.5	-1.00	1 / 66	23.74	22.74	0.188	33.01	-10.27
		1862.5	-1.00	1 / 131	20.68	19.68	0.093	33.01	-13.33
	256-QAM	1865.0	-1.00	1 / 80	25.43	24.43	0.277	33.01	-8.58
		1882.5	-1.00	1 / 0	25.55	24.55	0.285	33.01	-8.46
		1900.0	-1.00	1 / 80	25.56	24.56	0.286	33.01	-8.45
40 MHz	16-QAM	1865.0	-1.00	1 / 0	25.48	24.48	0.281	33.01	-8.53
		1882.5	-1.00	1 / 0	25.51	24.51	0.282	33.01	-8.50
		1900.0	-1.00	1 / 0	25.52	24.52	0.283	33.01	-8.49
	256-QAM	1865.0	-1.00	1 / 80	24.69	23.69	0.234	33.01	-9.32
		1865.0	-1.00	1 / 0	23.71	22.71	0.187	33.01	-10.30
		1882.5	-1.00	1 / 214	20.65	19.65	0.092	33.01	-13.36
	QPSK	1870.0	-1.00	1 / 214	25.46	24.46	0.279	33.01	-8.55
		1882.5	-1.00	1 / 108	25.51	24.51	0.282	33.01	-8.50
		1895.0	-1.00	1 / 0	25.38	24.38	0.274	33.01	-8.63
40 MHz	QPSK	1870.0	-1.00	1 / 0	25.58	24.58	0.287	33.01	-8.43
		1882.5	-1.00	1 / 0	25.46	24.46	0.279	33.01	-8.55
		1895.0	-1.00	1 / 108	25.49	24.49	0.281	33.01	-8.52
	16-QAM	1895.0	-1.00	1 / 108	24.70	23.70	0.234	33.01	-9.31
		1870.0	-1.00	1 / 214	23.66	22.66	0.185	33.01	-10.35
		1895.0	-1.00	1 / 0	20.67	19.67	0.093	33.01	-13.34
	256-QAM	1870.0	-1.00	1 / 0	25.58	24.58	0.287	33.01	-8.43
		1882.5	-1.00	1 / 0	25.46	24.46	0.279	33.01	-8.55
		1895.0	-1.00	1 / 108	25.49	24.49	0.281	33.01	-8.52


Table 7-5. Antenna 4b EIRP Data (NR Band n25)

FCC ID: BCGA2764	 PART 24 MEASUREMENT REPORT		Approved by: Technical Manager
Test Report S/N: 1C2205090028-02.BCG	Test Dates: 5/30/2022 - 9/16/2022	EUT Type: Tablet Device	Page 171 of 210

V2.1 11/9/2021

Frequency [MHz]	Mode	Conducted Power [dBm]	Ant. Gain [dBi]	EIRP [dBm]	EIRP [Watts]	EIRP Limit [dBm]	Margin [dB]
1852.40	WCDMA1900	25.45	-1.00	24.45	0.279	33.01	-8.56
1880.00	WCDMA1900	25.62	-1.00	24.62	0.290	33.01	-8.39
1907.60	WCDMA1900	25.31	-1.00	24.31	0.270	33.01	-8.70

Table 7-6. Antenna 4b EIRP Data (WCDMA PCS)


FCC ID: BCGA2764	 PART 24 MEASUREMENT REPORT		Approved by: Technical Manager
Test Report S/N: 1C2205090028-02.BCG	Test Dates: 5/30/2022 - 9/16/2022	EUT Type: Tablet Device	Page 172 of 210

V2.1 11/9/2021

7.6.2 Antenna 1 – EIRP

Bandwidth	Mod.	Frequency [MHz]	Ant. Gain [dBi]	RB Size/Offset	Conducted Power [dBm]	EIRP [dBm]	EIRP [Watts]	EIRP Limit [dBm]	Margin [dB]
1.4 MHz	QPSK	1850.7	1.80	1 / 0	22.47	24.27	0.267	33.01	-8.74
		1880.0	1.80	1 / 5	22.19	23.99	0.251	33.01	-9.02
		1909.3	1.80	1 / 5	22.51	24.31	0.270	33.01	-8.70
	16-QAM	1909.3	1.80	1 / 0	21.64	23.44	0.221	33.01	-9.57
	64-QAM	1909.3	1.80	1 / 3	20.39	22.19	0.166	33.01	-10.82
3 MHz	QPSK	1851.5	1.80	1 / 14	22.33	24.13	0.259	33.01	-8.88
		1880.0	1.80	1 / 7	22.54	24.34	0.272	33.01	-8.67
		1908.5	1.80	1 / 0	22.39	24.19	0.262	33.01	-8.82
	16-QAM	1908.5	1.80	1 / 14	21.61	23.41	0.219	33.01	-9.60
	64-QAM	1851.5	1.80	1 / 0	20.63	22.43	0.175	33.01	-10.58
5 MHz	QPSK	1852.5	1.80	1 / 12	22.51	24.31	0.270	33.01	-8.70
		1880.0	1.80	1 / 12	22.26	24.06	0.255	33.01	-8.95
		1907.5	1.80	1 / 12	22.44	24.24	0.265	33.01	-8.77
	16-QAM	1880.0	1.80	1 / 0	21.61	23.41	0.219	33.01	-9.60
	64-QAM	1907.5	1.80	1 / 24	20.73	22.53	0.179	33.01	-10.48
10 MHz	QPSK	1855.0	1.80	1 / 49	22.56	24.36	0.273	33.01	-8.65
		1880.0	1.80	1 / 0	22.63	24.43	0.277	33.01	-8.58
		1905.0	1.80	1 / 25	22.52	24.32	0.270	33.01	-8.69
	16-QAM	1880.0	1.80	1 / 0	21.93	23.73	0.236	33.01	-9.28
	64-QAM	1880.0	1.80	1 / 0	20.89	22.69	0.186	33.01	-10.32
15 MHz	QPSK	1857.5	1.80	1 / 0	22.22	24.02	0.252	33.01	-8.99
		1880.0	1.80	1 / 37	22.36	24.16	0.261	33.01	-8.85
		1902.5	1.80	1 / 0	22.48	24.28	0.268	33.01	-8.73
	16-QAM	1902.5	1.80	1 / 37	21.68	23.48	0.223	33.01	-9.53
	64-QAM	1880.0	1.80	1 / 74	20.63	22.43	0.175	33.01	-10.58
20 MHz	QPSK	1860.0	1.80	1 / 0	22.64	24.44	0.278	33.01	-8.57
		1880.0	1.80	1 / 99	22.29	24.09	0.256	33.01	-8.92
		1900.0	1.80	1 / 50	22.55	24.35	0.272	33.01	-8.66
	16-QAM	1900.0	1.80	1 / 99	21.74	23.54	0.226	33.01	-9.47
	64-QAM	1860.0	1.80	1 / 99	20.51	22.31	0.170	33.01	-10.70
25 MHz	QPSK	1860.0	1.80	1 / 0	22.64	24.44	0.278	33.01	-8.57
		1880.0	1.80	1 / 99	22.29	24.09	0.256	33.01	-8.92
		1900.0	1.80	1 / 50	22.55	24.35	0.272	33.01	-8.66
	16-QAM	1900.0	1.80	1 / 99	21.74	23.54	0.226	33.01	-9.47
	64-QAM	1860.0	1.80	1 / 99	20.51	22.31	0.170	33.01	-10.70

Table 7-7. Antenna 1 EIRP Data (LTE Band 2)


FCC ID: BCGA2764	 PART 24 MEASUREMENT REPORT		Approved by: Technical Manager
Test Report S/N: 1C2205090028-02.BCG	Test Dates: 5/30/2022 - 9/16/2022	EUT Type: Tablet Device	Page 173 of 210

V2.1 11/9/2021

Unless otherwise specified, no part of this report may be reproduced or utilized in any part, form or by any means, electronic or mechanical, including photocopying and microfilm, without permission in writing from Element Washington DC LLC. If you have any questions about this or have an enquiry about obtaining additional rights to this report or assembly of contents thereof, please contact ct.info@element.com.

Bandwidth	Mod.	Frequency [MHz]	Ant. Gain [dBi]	RB Size/Offset	Conducted Power [dBm]	EIRP [dBm]	EIRP [Watts]	EIRP Limit [dBm]	Margin [dB]
1.4 MHz	QPSK	1850.7	1.80	1 / 0	22.31	24.11	0.258	33.01	-8.90
		1882.5	1.80	1 / 0	22.58	24.38	0.274	33.01	-8.63
		1914.3	1.80	1 / 0	22.64	24.44	0.278	33.01	-8.57
	16-QAM	1882.5	1.80	1 / 5	21.48	23.28	0.213	33.01	-9.73
	64-QAM	1914.3	1.80	1 / 5	20.63	22.43	0.175	33.01	-10.58
	256-QAM	1850.7	1.80	1 / 5	17.53	19.33	0.086	33.01	-13.68
3 MHz	QPSK	1851.5	1.80	1 / 14	22.47	24.27	0.267	33.01	-8.74
		1882.5	1.80	1 / 7	22.43	24.23	0.265	33.01	-8.78
		1913.5	1.80	1 / 7	22.12	23.92	0.247	33.01	-9.09
	16-QAM	1882.5	1.80	1 / 7	21.62	23.42	0.220	33.01	-9.59
	64-QAM	1851.5	1.80	1 / 0	20.80	22.60	0.182	33.01	-10.41
	256-QAM	1851.5	1.80	1 / 0	17.81	19.61	0.091	33.01	-13.40
5 MHz	QPSK	1852.5	1.80	1 / 12	22.27	24.07	0.255	33.01	-8.94
		1882.5	1.80	1 / 24	22.32	24.12	0.258	33.01	-8.89
		1912.5	1.80	1 / 12	22.23	24.03	0.253	33.01	-8.98
	16-QAM	1852.5	1.80	1 / 12	21.60	23.40	0.219	33.01	-9.61
	64-QAM	1852.5	1.80	1 / 24	20.72	22.52	0.179	33.01	-10.49
	256-QAM	1852.5	1.80	1 / 24	17.67	19.47	0.089	33.01	-13.54
10 MHz	QPSK	1855.0	1.80	1 / 25	22.52	24.32	0.270	33.01	-8.69
		1882.5	1.80	1 / 25	22.46	24.26	0.267	33.01	-8.75
		1910.0	1.80	1 / 49	22.50	24.30	0.269	33.01	-8.71
	16-QAM	1855.0	1.80	1 / 25	21.80	23.60	0.229	33.01	-9.41
	64-QAM	1910.0	1.80	1 / 49	20.71	22.51	0.178	33.01	-10.50
	256-QAM	1910.0	1.80	1 / 0	17.91	19.71	0.094	33.01	-13.30
15 MHz	QPSK	1857.5	1.80	1 / 37	22.49	24.29	0.269	33.01	-8.72
		1882.5	1.80	1 / 37	22.45	24.25	0.266	33.01	-8.76
		1907.5	1.80	1 / 74	22.47	24.27	0.267	33.01	-8.74
	16-QAM	1882.5	1.80	1 / 0	21.44	23.24	0.211	33.01	-9.77
	64-QAM	1882.5	1.80	1 / 0	20.73	22.53	0.179	33.01	-10.48
	256-QAM	1882.5	1.80	1 / 74	17.58	19.38	0.087	33.01	-13.63
20 MHz	QPSK	1860.0	1.80	1 / 50	22.48	24.28	0.268	33.01	-8.73
		1882.5	1.80	1 / 50	22.59	24.39	0.275	33.01	-8.62
		1905.0	1.80	1 / 0	22.54	24.34	0.272	33.01	-8.67
	16-QAM	1882.5	1.80	1 / 50	21.70	23.50	0.224	33.01	-9.51
	64-QAM	1860.0	1.80	1 / 0	20.82	22.62	0.183	33.01	-10.39
	256-QAM	1905.0	1.80	1 / 99	17.84	19.64	0.092	33.01	-13.37

Table 7-8. Antenna 1 EIRP Data (LTE Band 25)


FCC ID: BCGA2764	 PART 24 MEASUREMENT REPORT		Approved by: Technical Manager
Test Report S/N: 1C2205090028-02.BCG	Test Dates: 5/30/2022 - 9/16/2022	EUT Type: Tablet Device	Page 174 of 210

V2.1 11/9/2021

Unless otherwise specified, no part of this report may be reproduced or utilized in any part, form or by any means, electronic or mechanical, including photocopying and microfilm, without permission in writing from Element Washington DC LLC. If you have any questions about this or have an enquiry about obtaining additional rights to this report or assembly of contents thereof, please contact ct.info@element.com.

Bandwidth	Mod.	Frequency [MHz]	Ant. Gain [dBi]	RB Size/Offset	Conducted Power [dBm]	EIRP [dBm]	EIRP [Watts]	EIRP Limit [dBm]	Margin [dB]
5 MHz	$\pi/2$ BPSK	1852.5	1.80	1 / 12	22.36	24.16	0.261	33.01	-8.85
		1880.0	1.80	1 / 0	22.47	24.27	0.267	33.01	-8.74
		1907.5	1.80	1 / 0	22.42	24.22	0.264	33.01	-8.79
	QPSK	1852.5	1.80	1 / 23	22.50	24.30	0.269	33.01	-8.71
		1880.0	1.80	1 / 0	22.46	24.26	0.267	33.01	-8.75
		1907.5	1.80	1 / 23	22.42	24.22	0.264	33.01	-8.79
	16-QAM	1852.5	1.80	1 / 12	21.74	23.54	0.226	33.01	-9.47
	64-QAM	1907.5	1.80	1 / 23	20.53	22.33	0.171	33.01	-10.68
	256-QAM	1907.5	1.80	1 / 12	17.73	19.53	0.090	33.01	-13.48
10 MHz	$\pi/2$ BPSK	1855.0	1.80	1 / 48	22.37	24.17	0.261	33.01	-8.84
		1880.0	1.80	1 / 0	22.28	24.08	0.256	33.01	-8.93
		1905.0	1.80	1 / 0	22.35	24.15	0.260	33.01	-8.86
	QPSK	1855.0	1.80	1 / 25	22.38	24.18	0.262	33.01	-8.83
		1880.0	1.80	1 / 48	24.16	25.96	0.394	33.01	-7.05
		1905.0	1.80	1 / 25	22.41	24.21	0.264	33.01	-8.80
	16-QAM	1905.0	1.80	1 / 0	21.69	23.49	0.223	33.01	-9.52
	64-QAM	1905.0	1.80	1 / 25	20.71	22.51	0.178	33.01	-10.50
	256-QAM	1855.0	1.80	1 / 48	17.72	19.52	0.090	33.01	-13.49
15 MHz	$\pi/2$ BPSK	1857.5	1.80	1 / 73	22.30	24.10	0.257	33.01	-8.91
		1880.0	1.80	1 / 37	22.43	24.23	0.265	33.01	-8.78
		1902.5	1.80	1 / 73	22.27	24.07	0.255	33.01	-8.94
	QPSK	1857.5	1.80	1 / 73	22.17	23.97	0.249	33.01	-9.04
		1880.0	1.80	1 / 0	22.39	24.19	0.262	33.01	-8.82
		1902.5	1.80	1 / 73	22.45	24.25	0.266	33.01	-8.76
	16-QAM	1857.5	1.80	1 / 73	21.68	23.48	0.223	33.01	-9.53
	64-QAM	1902.5	1.80	1 / 73	20.67	22.47	0.177	33.01	-10.54
	256-QAM	1902.5	1.80	1 / 37	17.63	19.43	0.088	33.01	-13.58
20 MHz	$\pi/2$ BPSK	1860.0	1.80	1 / 98	22.52	24.32	0.270	33.01	-8.69
		1880.0	1.80	1 / 50	22.38	24.18	0.262	33.01	-8.83
		1900.0	1.80	1 / 0	22.30	24.10	0.257	33.01	-8.91
	QPSK	1860.0	1.80	1 / 98	22.13	23.93	0.247	33.01	-9.08
		1880.0	1.80	1 / 98	22.21	24.01	0.252	33.01	-9.00
		1900.0	1.80	1 / 50	22.39	24.19	0.262	33.01	-8.82
	16-QAM	1900.0	1.80	1 / 98	21.67	23.47	0.222	33.01	-9.54
	64-QAM	1900.0	1.80	1 / 98	20.60	22.40	0.174	33.01	-10.61
	256-QAM	1900.0	1.80	1 / 98	17.63	19.43	0.088	33.01	-13.58

Table 7-9. Antenna 1 EIRP Data (NR Band n2)


FCC ID: BCGA2764	 PART 24 MEASUREMENT REPORT		Approved by: Technical Manager
Test Report S/N: 1C2205090028-02.BCG	Test Dates: 5/30/2022 - 9/16/2022	EUT Type: Tablet Device	Page 175 of 210

V2.1 11/9/2021

Unless otherwise specified, no part of this report may be reproduced or utilized in any part, form or by any means, electronic or mechanical, including photocopying and microfilm, without permission in writing from Element Washington DC LLC. If you have any questions about this or have an enquiry about obtaining additional rights to this report or assembly of contents thereof, please contact ct.info@element.com.


Bandwidth	Mod.	Frequency [MHz]	Ant. Gain [dBi]	RB Size/Offset	Conducted Power [dBm]	EIRP [dBm]	EIRP [Watts]	EIRP Limit [dBm]	Margin [dB]
5 MHz	$\pi/2$ BPSK	1852.5	1.80	1 / 0	22.61	24.41	0.276	33.01	-8.60
		1882.5	1.80	1 / 12	22.57	24.37	0.274	33.01	-8.64
		1912.5	1.80	1 / 23	22.48	24.28	0.268	33.01	-8.73
	QPSK	1852.5	1.80	1 / 0	22.58	24.38	0.274	33.01	-8.63
		1882.5	1.80	1 / 12	22.68	24.48	0.281	33.01	-8.53
		1912.5	1.80	1 / 12	22.67	24.47	0.280	33.01	-8.54
	16-QAM	1882.5	1.80	1 / 12	21.63	23.43	0.220	33.01	-9.58
	64-QAM	1912.5	1.80	1 / 0	20.66	22.46	0.176	33.01	-10.55
10 MHz	$\pi/2$ BPSK	1855.0	1.80	1 / 48	22.66	24.46	0.279	33.01	-8.55
		1882.5	1.80	1 / 25	22.62	24.42	0.277	33.01	-8.59
		1910.0	1.80	1 / 48	22.65	24.45	0.279	33.01	-8.56
	QPSK	1855.0	1.80	1 / 0	22.67	24.47	0.280	33.01	-8.54
		1882.5	1.80	1 / 25	22.58	24.38	0.274	33.01	-8.63
		1910.0	1.80	1 / 0	22.69	24.49	0.281	33.01	-8.52
	16-QAM	1910.0	1.80	1 / 25	21.71	23.51	0.224	33.01	-9.50
	64-QAM	1882.5	1.80	1 / 0	20.74	22.54	0.179	33.01	-10.47
15 MHz	$\pi/2$ BPSK	1882.5	1.80	1 / 48	17.70	19.50	0.089	33.01	-13.51
		1857.5	1.80	1 / 73	22.61	24.41	0.276	33.01	-8.60
		1882.5	1.80	1 / 73	22.39	24.19	0.262	33.01	-8.82
	QPSK	1907.5	1.80	1 / 73	22.56	24.36	0.273	33.01	-8.65
		1857.5	1.80	1 / 0	22.43	24.23	0.265	33.01	-8.78
		1882.5	1.80	1 / 37	22.66	24.46	0.279	33.01	-8.55
	16-QAM	1907.5	1.80	1 / 73	22.57	24.37	0.274	33.01	-8.64
		1857.5	1.80	1 / 73	22.43	24.23	0.265	33.01	-8.78
20 MHz	$\pi/2$ BPSK	1907.5	1.80	1 / 73	21.65	23.45	0.221	33.01	-9.56
		1882.5	1.80	1 / 37	20.72	22.52	0.179	33.01	-10.49
		1907.5	1.80	1 / 73	17.67	19.47	0.089	33.01	-13.54
	QPSK	1860.0	1.80	1 / 0	22.51	24.31	0.270	33.01	-8.70
		1882.5	1.80	1 / 0	22.65	24.45	0.279	33.01	-8.56
		1905.0	1.80	1 / 0	22.57	24.37	0.274	33.01	-8.64
	16-QAM	1860.0	1.80	1 / 50	22.52	24.32	0.270	33.01	-8.69
		1882.5	1.80	1 / 0	22.70	24.50	0.282	33.01	-8.51
25 MHz	$\pi/2$ BPSK	1905.0	1.80	1 / 50	22.62	24.42	0.277	33.01	-8.59
		1860.0	1.80	1 / 0	21.68	23.48	0.223	33.01	-9.53
		1905.0	1.80	1 / 0	20.64	22.44	0.175	33.01	-10.57
	QPSK	1860.0	1.80	1 / 98	17.71	19.51	0.089	33.01	-13.50
		1862.5	1.80	1 / 66	22.55	24.35	0.272	33.01	-8.66
		1882.5	1.80	1 / 0	22.34	24.14	0.259	33.01	-8.87
	16-QAM	1902.5	1.80	1 / 66	22.42	24.22	0.264	33.01	-8.79
		1862.5	1.80	1 / 66	22.58	24.38	0.274	33.01	-8.63
30 MHz	$\pi/2$ BPSK	1882.5	1.80	1 / 131	22.69	24.49	0.281	33.01	-8.52
		1902.5	1.80	1 / 66	22.66	24.46	0.279	33.01	-8.55
		1862.5	1.80	1 / 0	21.71	23.51	0.224	33.01	-9.50
	QPSK	1882.5	1.80	1 / 131	20.66	22.46	0.176	33.01	-10.55
		1882.5	1.80	1 / 66	17.68	19.48	0.089	33.01	-13.53
		1862.5	1.80	1 / 0	22.63	24.43	0.277	33.01	-8.58
	16-QAM	1882.5	1.80	1 / 0	22.53	24.33	0.271	33.01	-8.68
		1900.0	1.80	1 / 214	22.46	24.26	0.267	33.01	-8.75
40 MHz	$\pi/2$ BPSK	1865.0	1.80	1 / 0	22.62	24.42	0.277	33.01	-8.59
		1882.5	1.80	1 / 0	22.53	24.33	0.271	33.01	-8.68
		1900.0	1.80	1 / 214	22.46	24.26	0.267	33.01	-8.75
	QPSK	1865.0	1.80	1 / 0	22.62	24.42	0.277	33.01	-8.59
		1882.5	1.80	1 / 80	22.57	24.37	0.274	33.01	-8.64
		1900.0	1.80	1 / 0	22.58	24.38	0.274	33.01	-8.63
	16-QAM	1900.0	1.80	1 / 80	21.60	23.40	0.219	33.01	-9.61
		1882.5	1.80	1 / 214	20.65	22.45	0.176	33.01	-10.56
40 MHz	$\pi/2$ BPSK	1882.5	1.80	1 / 214	17.65	19.45	0.088	33.01	-13.56
		1870.0	1.80	1 / 214	22.59	24.39	0.275	33.01	-8.62
		1882.5	1.80	1 / 0	22.62	24.42	0.277	33.01	-8.59
	QPSK	1895.0	1.80	1 / 214	22.54	24.34	0.272	33.01	-8.67
		1870.0	1.80	1 / 0	22.35	24.15	0.260	33.01	-8.86
		1882.5	1.80	1 / 108	22.43	24.23	0.265	33.01	-8.78
	16-QAM	1895.0	1.80	1 / 108	22.65	24.45	0.279	33.01	-8.56
		1870.0	1.80	1 / 0	21.68	23.48	0.223	33.01	-9.53
40 MHz	$\pi/2$ BPSK	1882.5	1.80	1 / 214	20.78	22.58	0.181	33.01	-10.43
		1870.0	1.80	1 / 0	17.66	19.46	0.088	33.01	-13.55
		1882.5	1.80	1 / 0	22.62	24.42	0.277	33.01	-8.59
	QPSK	1895.0	1.80	1 / 214	22.54	24.34	0.272	33.01	-8.67
		1870.0	1.80	1 / 0	22.35	24.15	0.260	33.01	-8.86
		1882.5	1.80	1 / 108	22.43	24.23	0.265	33.01	-8.78
	16-QAM	1895.0	1.80	1 / 108	22.65	24.45	0.279	33.01	-8.56
		1870.0	1.80	1 / 0	21.68	23.48	0.223	33.01	-9.53

Table 7-10. Antenna 1 EIRP Data (NR Band n25)

FCC ID: BCGA2764		PART 24 MEASUREMENT REPORT	Approved by: Technical Manager
Test Report S/N: 1C2205090028-02.BCG	Test Dates: 5/30/2022 - 9/16/2022	EUT Type: Tablet Device	Page 176 of 210

Frequency [MHz]	Mode	Conducted Power [dBm]	Ant. Gain [dBi]	EIRP [dBm]	EIRP [Watts]	EIRP Limit [dBm]	Margin [dB]
1852.40	WCDMA1900	22.49	1.80	24.29	0.269	33.01	-8.72
1880.00	WCDMA1900	22.35	1.80	24.15	0.260	33.01	-8.86
1907.60	WCDMA1900	22.53	1.80	24.33	0.271	33.01	-8.68

Table 7-11. Antenna 1 EIRP Data (WCDMA PCS)


FCC ID: BCGA2764	 PART 24 MEASUREMENT REPORT		Approved by: Technical Manager
Test Report S/N: 1C2205090028-02.BCG	Test Dates: 5/30/2022 - 9/16/2022	EUT Type: Tablet Device	Page 177 of 210

V2.1 11/9/2021

7.6.3 Antenna 3 – EIRP

Bandwidth	Mod.	Frequency [MHz]	Ant. Gain [dBi]	RB Size/Offset	Conducted Power [dBm]	EIRP [dBm]	EIRP [Watts]	EIRP Limit [dBm]	Margin [dB]
1.4 MHz	QPSK	1850.7	0.70	1 / 5	25.08	25.78	0.378	33.01	-7.23
		1880.0	0.70	1 / 0	25.01	25.71	0.372	33.01	-7.30
		1909.3	0.70	1 / 3	24.88	25.58	0.361	33.01	-7.43
	16-QAM	1850.7	0.70	1 / 0	24.04	24.74	0.298	33.01	-8.27
	64-QAM	1880.0	0.70	1 / 0	23.16	23.86	0.243	33.01	-9.15
	256-QAM	1909.3	0.70	1 / 3	20.12	20.82	0.121	33.01	-12.19
3 MHz	QPSK	1851.5	0.70	1 / 14	25.20	25.90	0.389	33.01	-7.11
		1880.0	0.70	1 / 14	25.11	25.81	0.381	33.01	-7.20
		1908.5	0.70	1 / 14	25.10	25.80	0.380	33.01	-7.21
	16-QAM	1908.5	0.70	1 / 14	24.22	24.92	0.310	33.01	-8.09
	64-QAM	1908.5	0.70	1 / 7	23.08	23.78	0.239	33.01	-9.23
	256-QAM	1851.5	0.70	1 / 7	20.21	20.91	0.123	33.01	-12.10
5 MHz	QPSK	1852.5	0.70	1 / 12	24.96	25.66	0.368	33.01	-7.35
		1880.0	0.70	1 / 24	25.16	25.86	0.385	33.01	-7.15
		1907.5	0.70	1 / 0	25.05	25.75	0.376	33.01	-7.26
	16-QAM	1880.0	0.70	1 / 12	24.25	24.95	0.313	33.01	-8.06
	64-QAM	1852.5	0.70	1 / 24	23.24	23.94	0.248	33.01	-9.07
	256-QAM	1852.5	0.70	1 / 0	20.26	20.96	0.125	33.01	-12.05
10 MHz	QPSK	1855.0	0.70	1 / 25	25.03	25.73	0.374	33.01	-7.28
		1880.0	0.70	1 / 0	24.91	25.61	0.364	33.01	-7.40
		1905.0	0.70	1 / 25	24.83	25.53	0.357	33.01	-7.48
	16-QAM	1905.0	0.70	1 / 25	23.99	24.69	0.294	33.01	-8.32
	64-QAM	1905.0	0.70	1 / 25	23.25	23.95	0.248	33.01	-9.06
	256-QAM	1880.0	0.70	1 / 25	20.32	21.02	0.126	33.01	-11.99
15 MHz	QPSK	1857.5	0.70	1 / 0	25.16	25.86	0.385	33.01	-7.15
		1880.0	0.70	1 / 74	24.98	25.68	0.370	33.01	-7.33
		1902.5	0.70	1 / 0	25.13	25.83	0.383	33.01	-7.18
	16-QAM	1880.0	0.70	1 / 0	24.33	25.03	0.318	33.01	-7.98
	64-QAM	1857.5	0.70	1 / 0	23.23	23.93	0.247	33.01	-9.08
	256-QAM	1902.5	0.70	1 / 0	20.43	21.13	0.130	33.01	-11.88
20 MHz	QPSK	1860.0	0.70	1 / 99	25.11	25.81	0.381	33.01	-7.20
		1880.0	0.70	1 / 99	25.08	25.78	0.378	33.01	-7.23
		1900.0	0.70	1 / 50	24.79	25.49	0.354	33.01	-7.52
	16-QAM	1900.0	0.70	1 / 50	23.83	24.53	0.284	33.01	-8.48
	64-QAM	1900.0	0.70	1 / 50	23.12	23.82	0.241	33.01	-9.19
	256-QAM	1900.0	0.70	1 / 50	20.10	20.80	0.120	33.01	-12.21

Table 7-12. Antenna 3 EIRP Data (LTE Band 2)


FCC ID: BCGA2764	 PART 24 MEASUREMENT REPORT		Approved by: Technical Manager
Test Report S/N: 1C2205090028-02.BCG	Test Dates: 5/30/2022 - 9/16/2022	EUT Type: Tablet Device	Page 178 of 210

V2.1 11/9/2021

Unless otherwise specified, no part of this report may be reproduced or utilized in any part, form or by any means, electronic or mechanical, including photocopying and microfilm, without permission in writing from Element Washington DC LLC. If you have any questions about this or have an enquiry about obtaining additional rights to this report or assembly of contents thereof, please contact ct.info@element.com.

Bandwidth	Mod.	Frequency [MHz]	Ant. Gain [dBi]	RB Size/Offset	Conducted Power [dBm]	EIRP [dBm]	EIRP [Watts]	EIRP Limit [dBm]	Margin [dB]
1.4 MHz	QPSK	1850.7	0.70	1 / 3	25.20	25.90	0.389	33.01	-7.11
		1882.5	0.70	1 / 0	24.79	25.49	0.354	33.01	-7.52
		1914.3	0.70	1 / 5	25.15	25.85	0.385	33.01	-7.16
	16-QAM	1914.3	0.70	1 / 3	23.86	24.56	0.286	33.01	-8.45
	64-QAM	1914.3	0.70	1 / 3	23.07	23.77	0.238	33.01	-9.24
	256-QAM	1914.3	0.70	1 / 5	20.22	20.92	0.124	33.01	-12.09
3 MHz	QPSK	1851.5	0.70	1 / 14	25.10	25.80	0.380	33.01	-7.21
		1882.5	0.70	1 / 7	24.98	25.68	0.370	33.01	-7.33
		1913.5	0.70	1 / 7	25.20	25.90	0.389	33.01	-7.11
	16-QAM	1851.5	0.70	1 / 7	24.08	24.78	0.301	33.01	-8.23
		1913.5	0.70	1 / 0	24.08	24.78	0.301	33.01	-8.23
	64-QAM	1851.5	0.70	1 / 7	23.18	23.88	0.244	33.01	-9.13
	256-QAM	1851.5	0.70	1 / 0	20.14	20.84	0.121	33.01	-12.17
5 MHz	QPSK	1852.5	0.70	1 / 12	24.98	25.68	0.370	33.01	-7.33
		1882.5	0.70	1 / 0	25.20	25.90	0.389	33.01	-7.11
		1912.5	0.70	1 / 24	25.02	25.72	0.373	33.01	-7.29
	16-QAM	1852.5	0.70	1 / 0	24.02	24.72	0.296	33.01	-8.29
	64-QAM	1912.5	0.70	1 / 24	22.95	23.65	0.232	33.01	-9.36
	256-QAM	1882.5	0.70	1 / 24	20.05	20.75	0.119	33.01	-12.26
10 MHz	QPSK	1855.0	0.70	1 / 25	25.20	25.90	0.389	33.01	-7.11
		1882.5	0.70	1 / 0	25.04	25.74	0.375	33.01	-7.27
		1910.0	0.70	1 / 0	24.86	25.56	0.360	33.01	-7.45
	16-QAM	1855.0	0.70	1 / 49	24.51	25.21	0.332	33.01	-7.80
	64-QAM	1882.5	0.70	1 / 0	23.55	24.25	0.266	33.01	-8.76
	256-QAM	1910.0	0.70	1 / 0	20.57	21.27	0.134	33.01	-11.74
15 MHz	QPSK	1857.5	0.70	1 / 37	25.20	25.90	0.389	33.01	-7.11
		1882.5	0.70	1 / 0	25.19	25.89	0.388	33.01	-7.12
		1907.5	0.70	1 / 37	25.14	25.84	0.384	33.01	-7.17
	16-QAM	1882.5	0.70	1 / 0	24.36	25.06	0.321	33.01	-7.95
	64-QAM	1907.5	0.70	1 / 0	23.42	24.12	0.258	33.01	-8.89
	256-QAM	1907.5	0.70	1 / 37	20.39	21.09	0.129	33.01	-11.92
20 MHz	QPSK	1860.0	0.70	1 / 50	24.91	25.61	0.364	33.01	-7.40
		1882.5	0.70	1 / 50	25.20	25.90	0.389	33.01	-7.11
		1905.0	0.70	1 / 99	25.12	25.82	0.382	33.01	-7.19
	16-QAM	1905.0	0.70	1 / 0	24.30	25.00	0.316	33.01	-8.01
	64-QAM	1860.0	0.70	1 / 50	23.21	23.91	0.246	33.01	-9.10
		1882.5	0.70	1 / 50	23.21	23.91	0.246	33.01	-9.10
	256-QAM	1882.5	0.70	1 / 0	20.26	20.96	0.125	33.01	-12.05

Table 7-13. Antenna 3 EIRP Data (LTE Band 25)


FCC ID: BCGA2764	 PART 24 MEASUREMENT REPORT		Approved by: Technical Manager
Test Report S/N: 1C2205090028-02.BCG	Test Dates: 5/30/2022 - 9/16/2022	EUT Type: Tablet Device	Page 179 of 210

V2.1 11/9/2021

Unless otherwise specified, no part of this report may be reproduced or utilized in any part, form or by any means, electronic or mechanical, including photocopying and microfilm, without permission in writing from Element Washington DC LLC. If you have any questions about this or have an enquiry about obtaining additional rights to this report or assembly of contents thereof, please contact ct.info@element.com.

Bandwidth	Mod.	Frequency [MHz]	Ant. Gain [dBi]	RB Size/Offset	Conducted Power [dBm]	EIRP [dBm]	EIRP [Watts]	EIRP Limit [dBm]	Margin [dB]
5 MHz	$\pi/2$ BPSK	1852.5	0.70	1 / 23	24.86	25.56	0.360	33.01	-7.45
		1880.0	0.70	1 / 23	25.14	25.84	0.384	33.01	-7.17
		1907.5	0.70	1 / 12	24.96	25.66	0.368	33.01	-7.35
	QPSK	1852.5	0.70	1 / 12	25.12	25.82	0.382	33.01	-7.19
		1880.0	0.70	1 / 0	25.10	25.80	0.380	33.01	-7.21
		1907.5	0.70	1 / 12	24.91	25.61	0.364	33.01	-7.40
	16-QAM	1880.0	0.70	1 / 23	24.19	24.89	0.308	33.01	-8.12
	64-QAM	1852.5	0.70	1 / 0	23.16	23.86	0.243	33.01	-9.15
	256-QAM	1907.5	0.70	1 / 0	20.12	20.82	0.121	33.01	-12.19
10 MHz	$\pi/2$ BPSK	1855.0	0.70	1 / 25	24.98	25.68	0.370	33.01	-7.33
		1880.0	0.70	1 / 48	25.12	25.82	0.382	33.01	-7.19
		1905.0	0.70	1 / 0	24.87	25.57	0.361	33.01	-7.44
	QPSK	1855.0	0.70	1 / 0	25.05	25.75	0.376	33.01	-7.26
		1880.0	0.70	1 / 0	25.03	25.73	0.374	33.01	-7.28
		1905.0	0.70	1 / 48	24.89	25.59	0.362	33.01	-7.42
	16-QAM	1855.0	0.70	1 / 48	24.23	24.93	0.311	33.01	-8.08
	64-QAM	1880.0	0.70	1 / 0	23.18	23.88	0.244	33.01	-9.13
	256-QAM	1855.0	0.70	1 / 25	20.12	20.82	0.121	33.01	-12.19
15 MHz	$\pi/2$ BPSK	1857.5	0.70	1 / 73	25.08	25.78	0.378	33.01	-7.23
		1880.0	0.70	1 / 37	24.92	25.62	0.365	33.01	-7.39
		1902.5	0.70	1 / 0	25.02	25.72	0.373	33.01	-7.29
	QPSK	1857.5	0.70	1 / 37	25.10	25.80	0.380	33.01	-7.21
		1880.0	0.70	1 / 73	25.13	25.83	0.383	33.01	-7.18
		1902.5	0.70	1 / 73	24.86	25.56	0.360	33.01	-7.45
	16-QAM	1857.5	0.70	1 / 37	24.37	25.07	0.321	33.01	-7.94
	64-QAM	1902.5	0.70	1 / 0	23.19	23.89	0.245	33.01	-9.12
	256-QAM	1902.5	0.70	1 / 73	20.21	20.91	0.123	33.01	-12.10
20 MHz	$\pi/2$ BPSK	1860.0	0.70	1 / 0	25.18	25.88	0.387	33.01	-7.13
		1880.0	0.70	1 / 0	25.02	25.72	0.373	33.01	-7.29
		1900.0	0.70	1 / 98	24.95	25.65	0.367	33.01	-7.36
	QPSK	1860.0	0.70	1 / 98	25.02	25.72	0.373	33.01	-7.29
		1880.0	0.70	1 / 0	24.90	25.60	0.363	33.01	-7.41
		1900.0	0.70	1 / 98	25.11	25.81	0.381	33.01	-7.20
	16-QAM	1880.0	0.70	1 / 50	24.15	24.85	0.305	33.01	-8.16
	64-QAM	1900.0	0.70	1 / 98	23.19	23.89	0.245	33.01	-9.12
	256-QAM	1880.0	0.70	1 / 98	20.21	20.91	0.123	33.01	-12.10


Table 7-14. Antenna 3 EIRP Data (NR Band n2)

FCC ID: BCGA2764	 PART 24 MEASUREMENT REPORT		Approved by: Technical Manager
Test Report S/N: 1C2205090028-02.BCG	Test Dates: 5/30/2022 - 9/16/2022	EUT Type: Tablet Device	Page 180 of 210

V2.1 11/9/2021


Bandwidth	Mod.	Frequency [MHz]	Ant. Gain [dBi]	RB Size/Offset	Conducted Power [dBm]	EIRP [dBm]	EIRP [Watts]	EIRP Limit [dBm]	Margin [dB]
5 MHz	$\pi/2$ BPSK	1852.5	0.70	1 / 23	25.06	25.76	0.377	33.01	-7.25
		1882.5	0.70	1 / 0	25.12	25.82	0.382	33.01	-7.19
		1912.5	0.70	1 / 23	25.11	25.81	0.381	33.01	-7.20
	QPSK	1852.5	0.70	1 / 0	24.97	25.67	0.369	33.01	-7.34
		1882.5	0.70	1 / 0	25.03	25.73	0.374	33.01	-7.28
		1912.5	0.70	1 / 23	25.17	25.87	0.386	33.01	-7.14
	16-QAM	1912.5	0.70	1 / 12	24.26	24.96	0.313	33.01	-8.05
	64-QAM	1852.5	0.70	1 / 12	23.25	23.95	0.248	33.01	-9.06
10 MHz	$\pi/2$ BPSK	1852.5	0.70	1 / 23	20.23	20.93	0.124	33.01	-12.08
		1855.0	0.70	1 / 48	25.11	25.81	0.381	33.01	-7.20
		1882.5	0.70	1 / 25	25.00	25.70	0.372	33.01	-7.31
	QPSK	1910.0	0.70	1 / 25	24.99	25.69	0.371	33.01	-7.32
		1855.0	0.70	1 / 48	24.91	25.61	0.364	33.01	-7.40
		1882.5	0.70	1 / 25	25.12	25.82	0.382	33.01	-7.19
	16-QAM	1910.0	0.70	1 / 0	25.07	25.77	0.378	33.01	-7.24
		1855.0	0.70	1 / 0	24.21	24.91	0.310	33.01	-8.10
15 MHz	$\pi/2$ BPSK	1882.5	0.70	1 / 0	23.14	23.84	0.242	33.01	-9.17
		1882.5	0.70	1 / 0	23.14	23.84	0.242	33.01	-9.17
		1910.0	0.70	1 / 0	20.12	20.82	0.121	33.01	-12.19
	QPSK	1857.5	0.70	1 / 0	25.11	25.81	0.381	33.01	-7.20
		1882.5	0.70	1 / 73	25.14	25.84	0.384	33.01	-7.17
		1907.5	0.70	1 / 0	25.13	25.83	0.383	33.01	-7.18
	16-QAM	1857.5	0.70	1 / 73	25.04	25.74	0.375	33.01	-7.27
		1882.5	0.70	1 / 37	24.96	25.66	0.368	33.01	-7.35
20 MHz	$\pi/2$ BPSK	1907.5	0.70	1 / 73	25.00	25.70	0.372	33.01	-7.31
		1857.5	0.70	1 / 37	24.18	24.88	0.308	33.01	-8.13
		1857.5	0.70	1 / 37	23.21	23.91	0.246	33.01	-9.10
	QPSK	1882.5	0.70	1 / 37	23.21	23.91	0.246	33.01	-9.10
		1882.5	0.70	1 / 37	20.10	20.80	0.120	33.01	-12.21
		1860.0	0.70	1 / 0	25.00	25.70	0.372	33.01	-7.31
	16-QAM	1882.5	0.70	1 / 98	25.20	25.90	0.389	33.01	-7.11
		1905.0	0.70	1 / 50	25.02	25.72	0.373	33.01	-7.29
25 MHz	$\pi/2$ BPSK	1860.0	0.70	1 / 0	24.93	25.63	0.366	33.01	-7.38
		1882.5	0.70	1 / 50	25.09	25.79	0.379	33.01	-7.22
		1905.0	0.70	1 / 98	24.87	25.57	0.361	33.01	-7.44
	QPSK	1882.5	0.70	1 / 50	24.20	24.90	0.309	33.01	-8.11
		1905.0	0.70	1 / 0	23.19	23.89	0.245	33.01	-9.12
		1882.5	0.70	1 / 50	20.22	20.92	0.124	33.01	-12.09
	16-QAM	1862.5	0.70	1 / 131	25.09	25.79	0.379	33.01	-7.22
		1882.5	0.70	1 / 66	25.02	25.72	0.373	33.01	-7.29
30 MHz	$\pi/2$ BPSK	1902.5	0.70	1 / 66	25.17	25.87	0.386	33.01	-7.14
		1862.5	0.70	1 / 0	25.04	25.74	0.375	33.01	-7.27
		1882.5	0.70	1 / 131	25.17	25.87	0.386	33.01	-7.14
	QPSK	1902.5	0.70	1 / 131	25.13	25.83	0.383	33.01	-7.18
		1862.5	0.70	1 / 131	24.15	24.85	0.305	33.01	-8.16
		1882.5	0.70	1 / 131	23.13	23.83	0.242	33.01	-9.18
	16-QAM	1902.5	0.70	1 / 131	20.19	20.89	0.123	33.01	-12.12
		1865.0	0.70	1 / 0	25.15	25.85	0.385	33.01	-7.16
40 MHz	$\pi/2$ BPSK	1882.5	0.70	1 / 214	25.01	25.71	0.372	33.01	-7.30
		1900.0	0.70	1 / 80	24.96	25.66	0.368	33.01	-7.35
		1865.0	0.70	1 / 214	25.12	25.82	0.382	33.01	-7.19
	QPSK	1882.5	0.70	1 / 214	25.09	25.79	0.379	33.01	-7.22
		1900.0	0.70	1 / 0	24.98	25.68	0.370	33.01	-7.33
		1865.0	0.70	1 / 214	24.13	24.83	0.304	33.01	-8.18
	16-QAM	1865.0	0.70	1 / 0	23.19	23.89	0.245	33.01	-9.12
		1900.0	0.70	1 / 214	20.08	20.78	0.120	33.01	-12.23
40 MHz	$\pi/2$ BPSK	1870.0	0.70	1 / 0	24.88	25.58	0.361	33.01	-7.43
		1882.5	0.70	1 / 108	25.19	25.89	0.388	33.01	-7.12
		1895.0	0.70	1 / 108	25.05	25.75	0.376	33.01	-7.26
	QPSK	1870.0	0.70	1 / 0	25.04	25.74	0.375	33.01	-7.27
		1882.5	0.70	1 / 214	25.16	25.86	0.385	33.01	-7.15
		1895.0	0.70	1 / 0	25.07	25.77	0.378	33.01	-7.24
	16-QAM	1870.0	0.70	1 / 214	24.17	24.87	0.307	33.01	-8.14
		1870.0	0.70	1 / 214	23.16	23.86	0.243	33.01	-9.15
		1870.0	0.70	1 / 214	20.14	20.84	0.121	33.01	-12.17

Table 7-15. Antenna 3 EIRP Data (NR Band n25)

FCC ID: BCGA2764		PART 24 MEASUREMENT REPORT	Approved by: Technical Manager
Test Report S/N: 1C2205090028-02.BCG	Test Dates: 5/30/2022 - 9/16/2022	EUT Type: Tablet Device	Page 181 of 210

Frequency [MHz]	Mode	Conducted Power [dBm]	Ant. Gain [dBi]	EIRP [dBm]	EIRP [Watts]	EIRP Limit [dBm]	Margin [dB]
1852.40	WCDMA1900	24.91	0.70	25.61	0.364	33.01	-7.40
1880.00	WCDMA1900	25.07	0.70	25.77	0.378	33.01	-7.24
1907.60	WCDMA1900	24.94	0.70	25.64	0.366	33.01	-7.37

Table 7-16. Antenna 3 EIRP Data (WCDMA PCS)


FCC ID: BCGA2764	 PART 24 MEASUREMENT REPORT		Approved by: Technical Manager
Test Report S/N: 1C2205090028-02.BCG	Test Dates: 5/30/2022 - 9/16/2022	EUT Type: Tablet Device	Page 182 of 210

V2.1 11/9/2021

7.6.4 Antenna 2b – EIRP

Bandwidth	Mod.	Frequency [MHz]	Ant. Gain [dBi]	RB Size/Offset	Conducted Power [dBm]	EIRP [dBm]	EIRP [Watts]	EIRP Limit [dBm]	Margin [dB]
1.4 MHz	QPSK	1850.7	-0.10	1 / 5	22.18	22.08	0.161	33.01	-10.93
		1880.0	-0.10	1 / 3	22.32	22.22	0.167	33.01	-10.79
		1909.3	-0.10	1 / 0	22.37	22.27	0.169	33.01	-10.74
	16-QAM	1850.7	-0.10	1 / 0	21.49	21.39	0.138	33.01	-11.62
	64-QAM	1909.3	-0.10	1 / 3	20.61	20.51	0.112	33.01	-12.50
	256-QAM	1909.3	-0.10	1 / 0	17.68	17.58	0.057	33.01	-15.43
3 MHz	QPSK	1851.5	-0.10	1 / 0	22.28	22.18	0.165	33.01	-10.83
		1880.0	-0.10	1 / 7	22.58	22.48	0.177	33.01	-10.53
		1908.5	-0.10	1 / 7	22.47	22.37	0.173	33.01	-10.64
	16-QAM	1908.5	-0.10	1 / 0	21.44	21.34	0.136	33.01	-11.67
	64-QAM	1851.5	-0.10	1 / 0	20.72	20.62	0.115	33.01	-12.39
	256-QAM	1880.0	-0.10	1 / 7	17.74	17.64	0.058	33.01	-15.37
5 MHz	QPSK	1852.5	-0.10	1 / 0	22.26	22.16	0.164	33.01	-10.85
		1880.0	-0.10	1 / 0	22.41	22.31	0.170	33.01	-10.70
		1907.5	-0.10	1 / 12	22.56	22.46	0.176	33.01	-10.55
	16-QAM	1907.5	-0.10	1 / 24	21.58	21.48	0.141	33.01	-11.53
	64-QAM	1880.0	-0.10	1 / 24	20.71	20.61	0.115	33.01	-12.40
	256-QAM	1880.0	-0.10	1 / 12	17.71	17.61	0.058	33.01	-15.40
10 MHz	QPSK	1855.0	-0.10	1 / 25	22.26	22.16	0.164	33.01	-10.85
		1880.0	-0.10	1 / 0	22.38	22.28	0.169	33.01	-10.73
		1905.0	-0.10	1 / 49	22.42	22.32	0.171	33.01	-10.69
	16-QAM	1880.0	-0.10	1 / 0	21.74	21.64	0.146	33.01	-11.37
	64-QAM	1880.0	-0.10	1 / 0	20.58	20.48	0.112	33.01	-12.53
	256-QAM	1880.0	-0.10	1 / 25	17.67	17.57	0.057	33.01	-15.44
15 MHz	QPSK	1857.5	-0.10	1 / 0	22.16	22.06	0.161	33.01	-10.95
		1880.0	-0.10	1 / 37	22.30	22.20	0.166	33.01	-10.81
		1902.5	-0.10	1 / 0	22.31	22.21	0.166	33.01	-10.80
	16-QAM	1902.5	-0.10	1 / 0	21.82	21.72	0.149	33.01	-11.29
	64-QAM	1880.0	-0.10	1 / 74	20.77	20.67	0.117	33.01	-12.34
	256-QAM	1880.0	-0.10	1 / 0	17.76	17.66	0.058	33.01	-15.35
20 MHz	QPSK	1860.0	-0.10	1 / 0	22.42	22.32	0.171	33.01	-10.69
		1880.0	-0.10	1 / 99	22.19	22.09	0.162	33.01	-10.92
		1900.0	-0.10	1 / 0	22.34	22.24	0.167	33.01	-10.77
	16-QAM	1880.0	-0.10	1 / 99	21.59	21.49	0.141	33.01	-11.52
	64-QAM	1860.0	-0.10	1 / 99	20.75	20.65	0.116	33.01	-12.36
	256-QAM	1900.0	-0.10	1 / 50	17.80	17.70	0.059	33.01	-15.31

Table 7-17. Antenna 2b EIRP Data (LTE Band 2)


FCC ID: BCGA2764	 PART 24 MEASUREMENT REPORT		Approved by: Technical Manager
Test Report S/N: 1C2205090028-02.BCG	Test Dates: 5/30/2022 - 9/16/2022	EUT Type: Tablet Device	Page 183 of 210

V2.1 11/9/2021

Unless otherwise specified, no part of this report may be reproduced or utilized in any part, form or by any means, electronic or mechanical, including photocopying and microfilm, without permission in writing from Element Washington DC LLC. If you have any questions about this or have an enquiry about obtaining additional rights to this report or assembly of contents thereof, please contact ct.info@element.com.

Bandwidth	Mod.	Frequency [MHz]	Ant. Gain [dBi]	RB Size/Offset	Conducted Power [dBm]	EIRP [dBm]	EIRP [Watts]	EIRP Limit [dBm]	Margin [dB]
1.4 MHz	QPSK	1850.7	-0.10	1 / 0	22.15	22.05	0.160	33.01	-10.96
		1882.5	-0.10	1 / 3	22.23	22.13	0.163	33.01	-10.88
		1914.3	-0.10	1 / 0	22.37	22.27	0.169	33.01	-10.74
	16-QAM	1850.7	-0.10	1 / 3	21.65	21.55	0.143	33.01	-11.46
	64-QAM	1914.3	-0.10	1 / 0	20.72	20.62	0.115	33.01	-12.39
	256-QAM	1914.3	-0.10	1 / 3	17.68	17.58	0.057	33.01	-15.43
3 MHz	QPSK	1851.5	-0.10	1 / 0	22.26	22.16	0.164	33.01	-10.85
		1882.5	-0.10	1 / 0	22.24	22.14	0.164	33.01	-10.87
		1913.5	-0.10	1 / 7	22.50	22.40	0.174	33.01	-10.61
	16-QAM	1851.5	-0.10	1 / 14	21.70	21.60	0.145	33.01	-11.41
	64-QAM	1851.5	-0.10	1 / 0	20.67	20.57	0.114	33.01	-12.44
	256-QAM	1913.5	-0.10	1 / 7	17.63	17.53	0.057	33.01	-15.48
5 MHz	QPSK	1852.5	-0.10	1 / 24	22.37	22.27	0.169	33.01	-10.74
		1882.5	-0.10	1 / 12	22.49	22.39	0.173	33.01	-10.62
		1912.5	-0.10	1 / 0	22.45	22.35	0.172	33.01	-10.66
	16-QAM	1852.5	-0.10	1 / 12	21.36	21.26	0.134	33.01	-11.75
	64-QAM	1912.5	-0.10	1 / 24	20.51	20.41	0.110	33.01	-12.60
	256-QAM	1852.5	-0.10	1 / 0	17.68	17.58	0.057	33.01	-15.43
10 MHz	QPSK	1855.0	-0.10	1 / 25	22.53	22.43	0.175	33.01	-10.58
		1882.5	-0.10	1 / 25	22.60	22.50	0.178	33.01	-10.51
		1910.0	-0.10	1 / 49	22.65	22.55	0.180	33.01	-10.46
	16-QAM	1882.5	-0.10	1 / 49	22.02	21.92	0.156	33.01	-11.09
	64-QAM	1855.0	-0.10	1 / 49	20.97	20.87	0.122	33.01	-12.14
	256-QAM	1855.0	-0.10	1 / 25	17.91	17.81	0.060	33.01	-15.20
15 MHz	QPSK	1857.5	-0.10	1 / 37	22.53	22.43	0.175	33.01	-10.58
		1882.5	-0.10	1 / 0	22.34	22.24	0.167	33.01	-10.77
		1907.5	-0.10	1 / 37	22.30	22.20	0.166	33.01	-10.81
	16-QAM	1882.5	-0.10	1 / 0	21.77	21.67	0.147	33.01	-11.34
	64-QAM	1857.5	-0.10	1 / 37	20.47	20.37	0.109	33.01	-12.64
	256-QAM	1882.5	-0.10	1 / 74	17.79	17.69	0.059	33.01	-15.32
20 MHz	QPSK	1860.0	-0.10	1 / 0	22.46	22.36	0.172	33.01	-10.65
		1882.5	-0.10	1 / 50	22.32	22.22	0.167	33.01	-10.79
		1905.0	-0.10	1 / 0	22.29	22.19	0.166	33.01	-10.82
	16-QAM	1860.0	-0.10	1 / 0	21.62	21.52	0.142	33.01	-11.49
	64-QAM	1860.0	-0.10	1 / 0	20.59	20.49	0.112	33.01	-12.52
	256-QAM	1860.0	-0.10	1 / 50	17.55	17.45	0.056	33.01	-15.56

Table 7-18. Antenna 2b EIRP Data (LTE Band 25)


FCC ID: BCGA2764	 PART 24 MEASUREMENT REPORT		Approved by: Technical Manager
Test Report S/N: 1C2205090028-02.BCG	Test Dates: 5/30/2022 - 9/16/2022	EUT Type: Tablet Device	Page 184 of 210

V2.1 11/9/2021

Unless otherwise specified, no part of this report may be reproduced or utilized in any part, form or by any means, electronic or mechanical, including photocopying and microfilm, without permission in writing from Element Washington DC LLC. If you have any questions about this or have an enquiry about obtaining additional rights to this report or assembly of contents thereof, please contact ct.info@element.com.

Bandwidth	Mod.	Frequency [MHz]	Ant. Gain [dBi]	RB Size/Offset	Conducted Power [dBm]	EIRP [dBm]	EIRP [Watts]	EIRP Limit [dBm]	Margin [dB]
5 MHz	$\pi/2$ BPSK	1852.5	-0.10	1 / 12	22.67	22.57	0.181	33.01	-10.44
		1882.5	-0.10	1 / 0	22.64	22.54	0.179	33.01	-10.47
		1912.5	-0.10	1 / 0	22.58	22.48	0.177	33.01	-10.53
	QPSK	1852.5	-0.10	1 / 0	22.59	22.49	0.177	33.01	-10.52
		1882.5	-0.10	1 / 0	22.70	22.60	0.182	33.01	-10.41
		1912.5	-0.10	1 / 23	22.69	22.59	0.182	33.01	-10.42
	16-QAM	1882.5	-0.10	1 / 12	21.63	21.53	0.142	33.01	-11.48
	64-QAM	1882.5	-0.10	1 / 0	20.70	20.60	0.115	33.01	-12.41
	256-QAM	1852.5	-0.10	1 / 23	17.70	17.60	0.058	33.01	-15.41
10 MHz	$\pi/2$ BPSK	1855.0	-0.10	1 / 0	22.61	22.51	0.178	33.01	-10.50
		1882.5	-0.10	1 / 25	22.70	22.60	0.182	33.01	-10.41
		1910.0	-0.10	1 / 25	22.65	22.55	0.180	33.01	-10.46
	QPSK	1855.0	-0.10	1 / 48	22.52	22.42	0.175	33.01	-10.59
		1882.5	-0.10	1 / 0	22.56	22.46	0.176	33.01	-10.55
		1910.0	-0.10	1 / 0	22.52	22.42	0.175	33.01	-10.59
	16-QAM	1910.0	-0.10	1 / 0	21.69	21.59	0.144	33.01	-11.42
	64-QAM	1882.5	-0.10	1 / 0	20.52	20.42	0.110	33.01	-12.59
	256-QAM	1910.0	-0.10	1 / 48	17.71	17.61	0.058	33.01	-15.40
15 MHz	$\pi/2$ BPSK	1857.5	-0.10	1 / 37	22.50	22.40	0.174	33.01	-10.61
		1882.5	-0.10	1 / 37	22.68	22.58	0.181	33.01	-10.43
		1907.5	-0.10	1 / 37	22.69	22.59	0.182	33.01	-10.42
	QPSK	1857.5	-0.10	1 / 37	22.69	22.59	0.182	33.01	-10.42
		1882.5	-0.10	1 / 0	22.70	22.60	0.182	33.01	-10.41
		1907.5	-0.10	1 / 73	22.55	22.45	0.176	33.01	-10.56
	16-QAM	1882.5	-0.10	1 / 37	21.65	21.55	0.143	33.01	-11.46
	64-QAM	1857.5	-0.10	1 / 37	20.70	20.60	0.115	33.01	-12.41
	256-QAM	1857.5	-0.10	1 / 0	17.70	17.60	0.058	33.01	-15.41
20 MHz	$\pi/2$ BPSK	1860.0	-0.10	1 / 0	22.68	22.58	0.181	33.01	-10.43
		1882.5	-0.10	1 / 0	22.67	22.57	0.181	33.01	-10.44
		1905.0	-0.10	1 / 0	22.70	22.60	0.182	33.01	-10.41
	QPSK	1860.0	-0.10	1 / 0	22.38	22.28	0.169	33.01	-10.73
		1882.5	-0.10	1 / 0	22.70	22.60	0.182	33.01	-10.41
		1905.0	-0.10	1 / 98	22.66	22.56	0.180	33.01	-10.45
	16-QAM	1882.5	-0.10	1 / 0	21.69	21.59	0.144	33.01	-11.42
	64-QAM	1905.0	-0.10	1 / 50	20.67	20.57	0.114	33.01	-12.44
	256-QAM	1905.0	-0.10	1 / 0	17.70	17.60	0.058	33.01	-15.41


Table 7-19. Antenna 2b EIRP Data (NR Band n2)

FCC ID: BCGA2764	 PART 24 MEASUREMENT REPORT		Approved by: Technical Manager
Test Report S/N: 1C2205090028-02.BCG	Test Dates: 5/30/2022 - 9/16/2022	EUT Type: Tablet Device	Page 185 of 210

V2.1 11/9/2021


Bandwidth	Mod.	Frequency [MHz]	Ant. Gain [dBi]	RB Size/Offset	Conducted Power [dBm]	EIRP [dBm]	EIRP [Watts]	EIRP Limit [dBm]	Margin [dB]
5 MHz	$\pi/2$ BPSK	1852.5	-0.10	1 / 23	22.56	22.46	0.176	33.01	-10.55
		1882.5	-0.10	1 / 23	22.47	22.37	0.173	33.01	-10.64
		1912.5	-0.10	1 / 0	22.56	22.46	0.176	33.01	-10.55
	QPSK	1852.5	-0.10	1 / 0	22.64	22.54	0.179	33.01	-10.47
		1882.5	-0.10	1 / 23	22.58	22.48	0.177	33.01	-10.53
		1912.5	-0.10	1 / 23	22.30	22.20	0.166	33.01	-10.81
	16-QAM	1912.5	-0.10	1 / 0	21.71	21.61	0.145	33.01	-11.40
	64-QAM	1912.5	-0.10	1 / 12	20.68	20.58	0.114	33.01	-12.43
10 MHz	$\pi/2$ BPSK	1882.5	-0.10	1 / 0	17.75	17.65	0.058	33.01	-15.36
		1855.0	-0.10	1 / 0	22.57	22.47	0.177	33.01	-10.54
		1882.5	-0.10	1 / 48	22.62	22.52	0.179	33.01	-10.49
	QPSK	1910.0	-0.10	1 / 25	22.53	22.43	0.175	33.01	-10.58
		1855.0	-0.10	1 / 48	22.61	22.51	0.178	33.01	-10.50
		1882.5	-0.10	1 / 0	22.65	22.55	0.180	33.01	-10.46
	16-QAM	1910.0	-0.10	1 / 48	22.34	22.24	0.167	33.01	-10.77
		1882.5	-0.10	1 / 0	21.67	21.57	0.144	33.01	-11.44
15 MHz	$\pi/2$ BPSK	1855.0	-0.10	1 / 25	20.69	20.59	0.115	33.01	-12.42
		1882.5	-0.10	1 / 0	17.64	17.54	0.057	33.01	-15.47
		1855.0	-0.10	1 / 25	22.60	22.50	0.178	33.01	-10.51
	QPSK	1882.5	-0.10	1 / 37	22.43	22.33	0.171	33.01	-10.68
		1907.5	-0.10	1 / 37	22.54	22.44	0.175	33.01	-10.57
		1857.5	-0.10	1 / 73	22.63	22.53	0.179	33.01	-10.48
	16-QAM	1882.5	-0.10	1 / 73	22.34	22.24	0.167	33.01	-10.77
		1907.5	-0.10	1 / 0	22.51	22.41	0.174	33.01	-10.60
20 MHz	$\pi/2$ BPSK	1857.5	-0.10	1 / 73	21.68	21.58	0.144	33.01	-11.43
		1882.5	-0.10	1 / 73	20.72	20.62	0.115	33.01	-12.39
		1882.5	-0.10	1 / 73	17.70	17.60	0.058	33.01	-15.41
	QPSK	1860.0	-0.10	1 / 98	22.67	22.57	0.181	33.01	-10.44
		1882.5	-0.10	1 / 50	22.44	22.34	0.171	33.01	-10.67
		1905.0	-0.10	1 / 50	22.65	22.55	0.180	33.01	-10.46
	16-QAM	1860.0	-0.10	1 / 98	22.53	22.43	0.175	33.01	-10.58
		1882.5	-0.10	1 / 98	22.63	22.53	0.179	33.01	-10.48
25 MHz	$\pi/2$ BPSK	1905.0	-0.10	1 / 50	22.68	22.58	0.181	33.01	-10.43
		1882.5	-0.10	1 / 50	21.65	21.55	0.143	33.01	-11.46
		1905.0	-0.10	1 / 0	20.70	20.60	0.115	33.01	-12.41
	QPSK	1882.5	-0.10	1 / 0	17.74	17.64	0.058	33.01	-15.37
		1862.5	-0.10	1 / 66	22.59	22.49	0.177	33.01	-10.52
		1882.5	-0.10	1 / 66	22.42	22.32	0.171	33.01	-10.69
	16-QAM	1902.5	-0.10	1 / 0	22.48	22.38	0.173	33.01	-10.63
		1862.5	-0.10	1 / 0	22.57	22.47	0.177	33.01	-10.54
30 MHz	$\pi/2$ BPSK	1882.5	-0.10	1 / 66	22.44	22.34	0.171	33.01	-10.67
		1902.5	-0.10	1 / 131	22.30	22.20	0.166	33.01	-10.81
		1862.5	-0.10	1 / 66	21.68	21.58	0.144	33.01	-11.43
	QPSK	1862.5	-0.10	1 / 66	20.61	20.51	0.112	33.01	-12.50
		1882.5	-0.10	1 / 0	17.69	17.59	0.057	33.01	-15.42
		1862.5	-0.10	1 / 66	22.66	22.56	0.180	33.01	-10.45
	16-QAM	1882.5	-0.10	1 / 214	22.58	22.48	0.177	33.01	-10.53
		1900.0	-0.10	1 / 0	22.35	22.25	0.168	33.01	-10.76
40 MHz	$\pi/2$ BPSK	1865.0	-0.10	1 / 80	22.53	22.43	0.175	33.01	-10.58
		1882.5	-0.10	1 / 80	22.42	22.32	0.171	33.01	-10.69
		1900.0	-0.10	1 / 214	22.46	22.36	0.172	33.01	-10.65
	QPSK	1865.0	-0.10	1 / 80	21.64	21.54	0.143	33.01	-11.47
		1882.5	-0.10	1 / 80	20.69	20.59	0.115	33.01	-12.42
		1882.5	-0.10	1 / 80	17.66	17.56	0.057	33.01	-15.45
	16-QAM	1870.0	-0.10	1 / 108	22.33	22.23	0.167	33.01	-10.78
		1882.5	-0.10	1 / 214	22.51	22.41	0.174	33.01	-10.60

Table 7-20. Antenna 2b EIRP Data (NR Band n25)

FCC ID: BCGA2764		PART 24 MEASUREMENT REPORT	Approved by: Technical Manager
Test Report S/N: 1C2205090028-02.BCG	Test Dates: 5/30/2022 - 9/16/2022	EUT Type: Tablet Device	Page 186 of 210

Frequency [MHz]	Mode	Conducted Power [dBm]	Ant. Gain [dBi]	EIRP [dBm]	EIRP [Watts]	EIRP Limit [dBm]	Margin [dB]
1852.40	WCDMA1900	22.39	-0.10	22.29	0.169	33.01	-10.72
1880.00	WCDMA1900	22.52	-0.10	22.42	0.175	33.01	-10.59
1907.60	WCDMA1900	22.37	-0.10	22.27	0.169	33.01	-10.74

Table 7-21. Antenna 2b EIRP Data (WCDMA PCS)

FCC ID: BCGA2764	 PART 24 MEASUREMENT REPORT		Approved by: Technical Manager
Test Report S/N: 1C2205090028-02.BCG	Test Dates: 5/30/2022 - 9/16/2022	EUT Type: Tablet Device	Page 187 of 210

V2.1 11/9/2021

7.7 Radiated Spurious Emissions

§2.1053, 24.238(a)

Test Overview


Radiated spurious emissions measurements are performed using the field strength conversion method described in KDB 971168 with the EUT transmitting into an integral antenna. Measurements on signals operating below 1GHz are performed using horizontally and vertically polarized tuned dipole antennas. Measurements on signals operating above 1GHz are performed using vertically and horizontally polarized broadband horn antennas. All measurements are performed as peak measurements while the EUT is operating at maximum power, and at the appropriate frequencies.

Test Procedures Used

KDB 971168 D01 v03r01 – Section 5.8

Test Settings

1. RBW = 100kHz for emissions below 1GHz and 1MHz for emissions above 1GHz
2. VBW $\geq 3 \times$ RBW
3. Span = 1.5 times the OBW
4. No. of sweep points $\geq 2 \times$ span / RBW
5. Detector = RMS
6. Trace mode = Average (Max Hold for pulsed emissions)
7. The trace was allowed to stabilize

FCC ID: BCGA2764		PART 24 MEASUREMENT REPORT	Approved by: Technical Manager
Test Report S/N: 1C2205090028-02.BCG	Test Dates: 5/30/2022 - 9/16/2022	EUT Type: Tablet Device	Page 188 of 210

V2.1 11/9/2021

Test Setup

The EUT and measurement equipment were set up as shown in the diagram below.

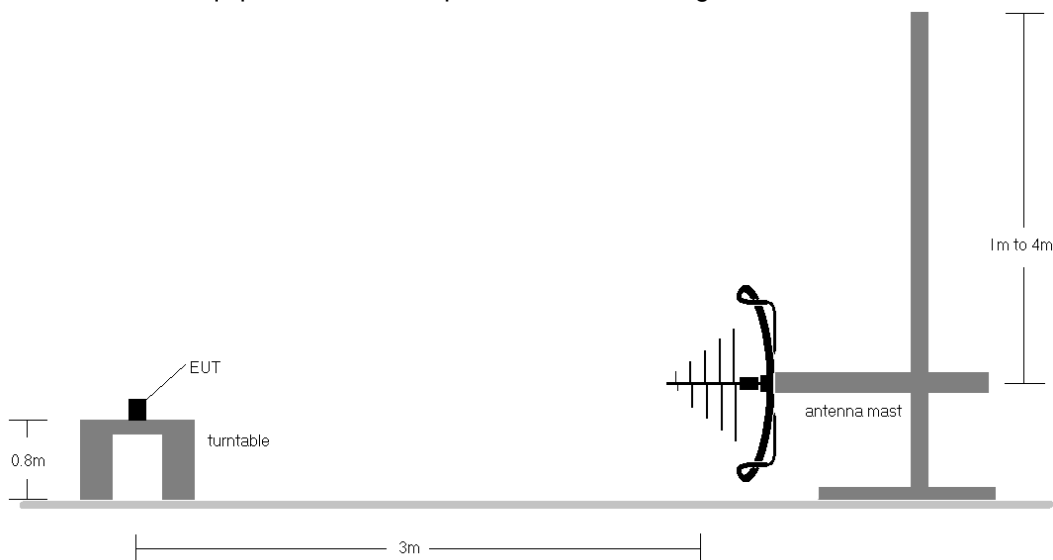


Figure 7-6. Test Instrument & Measurement Setup < 1GHz

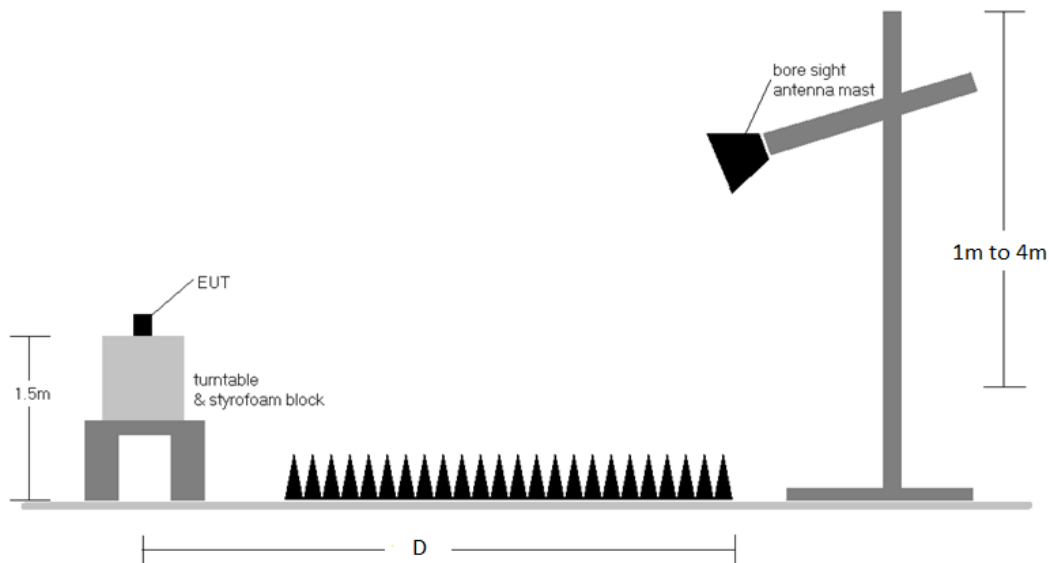




Figure 7-7. Test Instrument & Measurement Setup >1 GHz

FCC ID: BCGA2764	 PART 24 MEASUREMENT REPORT		Approved by: Technical Manager
Test Report S/N: 1C2205090028-02.BCG	Test Dates: 5/30/2022 - 9/16/2022	EUT Type: Tablet Device	Page 189 of 210

V2.1 11/9/2021

Test Notes

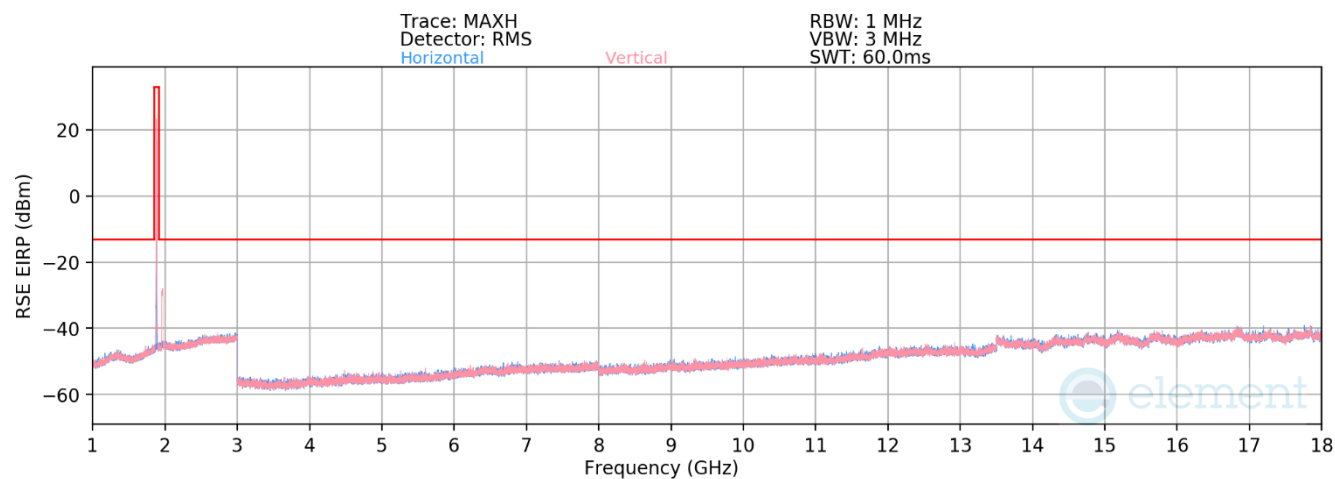
1. Field strengths are calculated using the Measurement quantity conversions in KDB 971168 Section 5.8.4.
 - a. $E(\text{dB}\mu\text{V}/\text{m}) = \text{Measured amplitude level (dBm)} + 107 + \text{Cable Loss (dB)} + \text{Antenna Factor (dB/m)}$
 - b. $\text{EIRP (dBm)} = E(\text{dB}\mu\text{V}/\text{m}) + 20\log D - 104.8$; where D is the measurement distance in meters.
2. This device employs UMTS technology with WCDMA (AMR/RMC) and HSDPA capabilities. The EUT was tested under all configurations and the highest power is reported in WCDMA mode with HSDPA Inactive at 12.2 kbps RMC and TPC bits all set to "1".
3. The EUT was tested in three orthogonal planes and in all possible test configurations and positioning. The worst case emissions are reported with the EUT positioning, modulations, RB sizes and offsets, and channel bandwidth configurations shown in the tables below.
4. This unit was tested with its standard battery.
5. The spectrum is measured from 9kHz to the 10th harmonic of the fundamental frequency of the transmitter. The worst-case emissions are reported.
6. D is the measurement test distance and emissions 1-18GHz were measured at a 3 meters test distance while emissions above 18GHz were measured at a 1 meter test distance with the application of a distance correction factor.
7. No significant emissions were found for below 1GHz and Above 18GHz measurement.
8. The "-" shown in the following RSE tables are used to denote a noise floor measurement.
9. For NR operation, all subcarrier spacings (SCS) and transmission schemes (e.g. CP-OFDM and DFT-s-OFDM) were investigated to determine the worst case configuration. All modes of operation were investigated and the worst case configuration results are reported in this section.
10. Spurious emission in EN-DC Operating mode with Sub 6GHz NR carrier as well as an LTE carrier (anchor) has been checked and was found to not to be the worst case.

FCC ID: BCGA2764	 PART 24 MEASUREMENT REPORT		Approved by: Technical Manager
Test Report S/N: 1C2205090028-02.BCG	Test Dates: 5/30/2022 - 9/16/2022	EUT Type: Tablet Device	Page 190 of 210


V2.1 11/9/2021

7.7.1 Antenna 4b – Radiated Spurious Emission Measurement

LTE Band 25/2



Plot 7-288. Radiated Spurious Plot (LTE Band 25/2)

FCC ID: BCGA2764	 PART 24 MEASUREMENT REPORT		Approved by: Technical Manager
Test Report S/N: 1C2205090028-02.BCG	Test Dates: 5/30/2022 - 9/16/2022	EUT Type: Tablet Device	Page 191 of 210

V2.1 11/9/2021

Bandwidth (MHz):	20
Frequency (MHz):	1860.0
RB / Offset:	1 / 50

Frequency [MHz]	Ant. Pol. [H/V]	Antenna Height [cm]	Turntable Azimuth [degree]	Analyzer Level [dBm]	AFCL [dB/m]	Field Strength [dBμV/m]	EIRP Spurious Emission Level [dBm]	Limit [dBm]	Margin [dB]
3720.0	H	289	144	-76.86	5.47	35.61	-59.65	-13.00	-46.65
5580.0	H	246	109	-73.60	7.95	41.35	-53.91	-13.00	-40.91
7440.0	H	-	-	-80.13	10.78	37.65	-57.61	-13.00	-44.61
9300.0	H	-	-	-81.29	12.68	38.39	-56.86	-13.00	-43.86
11160.0	H	-	-	-82.31	15.71	40.40	-54.86	-13.00	-41.86

Table 7-22. Antenna 4b Radiated Spurious Data (LTE Band 25/2 – Low Channel)

Bandwidth (MHz):	20
Frequency (MHz):	1882.5
RB / Offset:	1 / 50


Frequency [MHz]	Ant. Pol. [H/V]	Antenna Height [cm]	Turntable Azimuth [degree]	Analyzer Level [dBm]	AFCL [dB/m]	Field Strength [dBμV/m]	EIRP Spurious Emission Level [dBm]	Limit [dBm]	Margin [dB]
3765.0	H	-	-	-79.11	5.59	33.48	-61.78	-13.00	-48.78
5647.5	H	-	-	-79.69	8.02	35.33	-59.93	-13.00	-46.93
7530.0	H	-	-	-80.61	10.96	37.35	-57.91	-13.00	-44.91

Table 7-23. Antenna 4b Radiated Spurious Data (LTE Band 25/2 – Mid Channel)

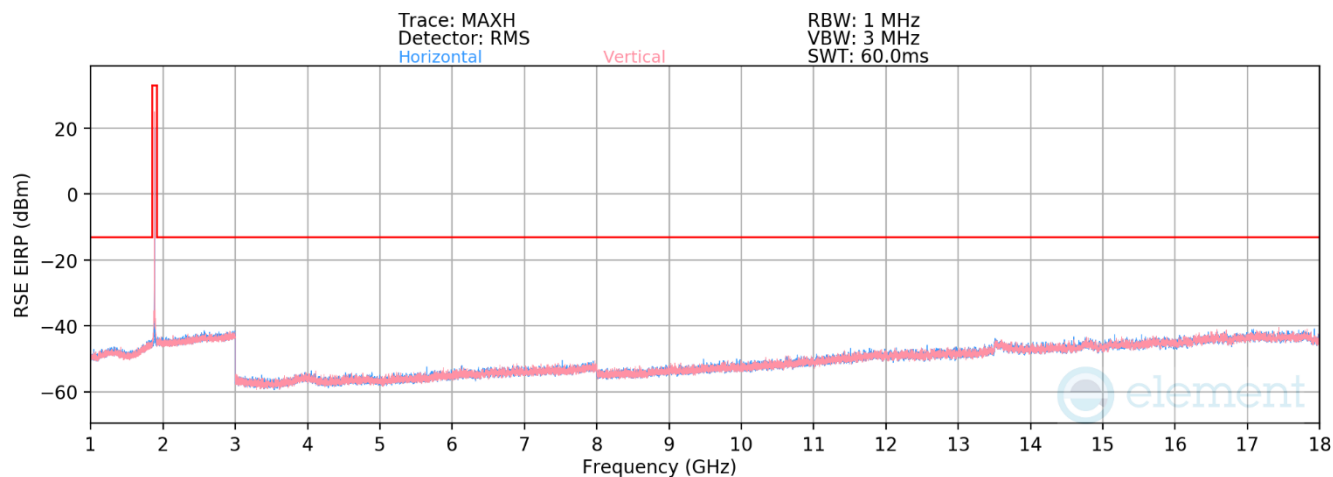
Bandwidth (MHz):	20
Frequency (MHz):	1905.0
RB / Offset:	1 / 50

Frequency [MHz]	Ant. Pol. [H/V]	Antenna Height [cm]	Turntable Azimuth [degree]	Analyzer Level [dBm]	AFCL [dB/m]	Field Strength [dBμV/m]	EIRP Spurious Emission Level [dBm]	Limit [dBm]	Margin [dB]
3810.00	H	-	-	-79.09	5.90	33.81	-61.45	-13.00	-48.45
5715.00	H	175	109	-78.80	8.20	36.40	-58.86	-13.00	-45.86
7620.00	H	-	-	-80.62	11.08	37.46	-57.80	-13.00	-44.80
9525.00	H	-	-	-81.29	12.95	38.66	-56.59	-13.00	-43.59
11430.00	H	-	-	-82.13	16.06	40.93	-54.32	-13.00	-41.32


Table 7-24. Antenna 4b Radiated Spurious Data (LTE Band 25/2 – High Channel)

FCC ID: BCGA2764	 PART 24 MEASUREMENT REPORT		Approved by: Technical Manager
Test Report S/N: 1C2205090028-02.BCG	Test Dates: 5/30/2022 - 9/16/2022	EUT Type: Tablet Device	Page 192 of 210

NR Band n25/2



Plot 7-289. Radiated Spurious Plot (NR Band n25/2)

FCC ID: BCGA2764	 PART 24 MEASUREMENT REPORT		Approved by: Technical Manager
Test Report S/N: 1C2205090028-02.BCG	Test Dates: 5/30/2022 - 9/16/2022	EUT Type: Tablet Device	Page 193 of 210

V2.1 11/9/2021

Bandwidth (MHz):	40
Frequency (MHz):	1870.0
RB / Offset:	1/108

Frequency [MHz]	Ant. Pol. [H/V]	Antenna Height [cm]	Turntable Azimuth [degree]	Analyzer Level [dBm]	AFCL [dB/m]	Field Strength [dBμV/m]	EIRP Spurious Emission Level [dBm]	Limit [dBm]	Margin [dB]
3740.0	H	-	-	-76.71	3.02	33.31	-61.95	-13.00	-48.95
5610.0	H	259	292	-76.08	5.07	35.99	-59.27	-13.00	-46.27
7480.0	H	-	-	-79.63	8.73	36.10	-59.16	-13.00	-46.16
9350.0	H	-	-	-81.95	11.91	36.96	-58.29	-13.00	-45.29
11220.0	H	-	-	-82.57	15.75	40.18	-55.08	-13.00	-42.08

Table 7-25. Antenna 4b Radiated Spurious Data (NR Band n25/2 – Low Channel)

Bandwidth (MHz):	40
Frequency (MHz):	1882.5
RB / Offset:	1/108


Frequency [MHz]	Ant. Pol. [H/V]	Antenna Height [cm]	Turntable Azimuth [degree]	Analyzer Level [dBm]	AFCL [dB/m]	Field Strength [dBμV/m]	EIRP Spurious Emission Level [dBm]	Limit [dBm]	Margin [dB]
3765.0	H	-	-	-76.87	2.90	33.03	-62.23	-13.00	-49.23
5647.5	H	258	290	-75.24	4.91	36.67	-58.59	-13.00	-45.59
7530.0	H	-	-	-79.73	8.95	36.22	-59.04	-13.00	-46.04
9412.5	H	-	-	-82.29	12.23	36.94	-58.32	-13.00	-45.32
11295.0	H	-	-	-82.46	16.01	40.55	-54.71	-13.00	-41.71

Table 7-26. Antenna 4b Radiated Spurious Data (NR Band n25/2 – Mid Channel)

Bandwidth (MHz):	40
Frequency (MHz):	1895.0
RB / Offset:	1/108

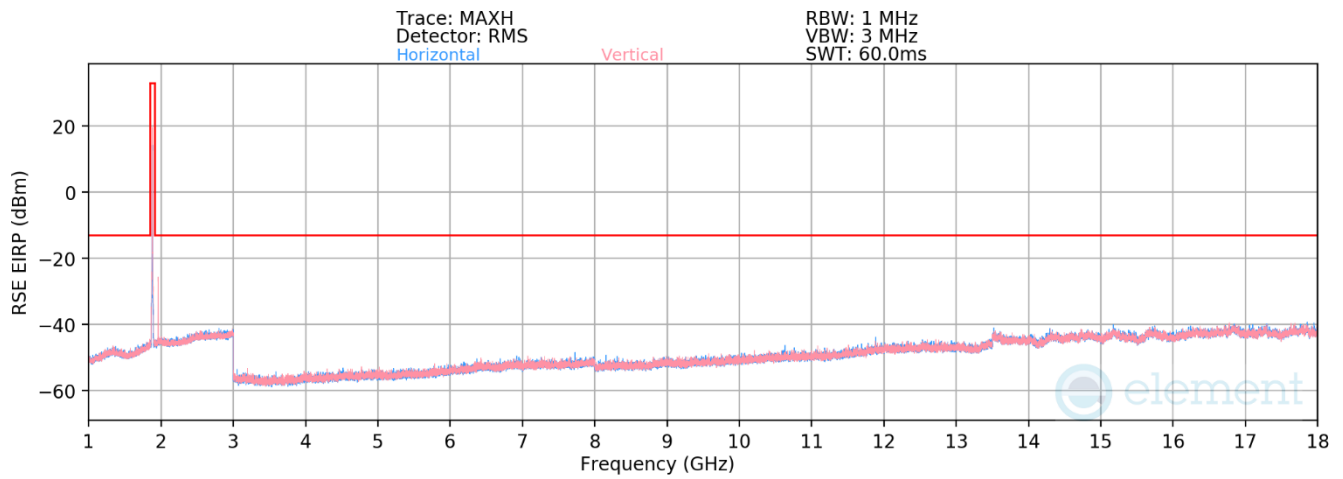
Frequency [MHz]	Ant. Pol. [H/V]	Antenna Height [cm]	Turntable Azimuth [degree]	Analyzer Level [dBm]	AFCL [dB/m]	Field Strength [dBμV/m]	EIRP Spurious Emission Level [dBm]	Limit [dBm]	Margin [dB]
3790.0	H	-	-	-76.66	3.10	33.44	-61.82	-13.00	-48.82
5685.0	H	245	288	-76.43	5.35	35.92	-59.34	-13.00	-46.34
7580.0	H	-	-	-80.06	8.80	35.74	-59.52	-13.00	-46.52
9475.0	H	-	-	-82.29	12.41	37.12	-58.14	-13.00	-45.14
11370.0	H	-	-	-82.63	16.27	40.64	-54.62	-13.00	-41.62

Table 7-27. Antenna 4b Radiated Spurious Data (NR Band n25/2 – High Channel)


FCC ID: BCGA2764	 PART 24 MEASUREMENT REPORT		Approved by: Technical Manager
Test Report S/N: 1C2205090028-02.BCG	Test Dates: 5/30/2022 - 9/16/2022	EUT Type: Tablet Device	Page 194 of 210

V2.1 11/9/2021

WCDMA PCS



Plot 7-290. Radiated Spurious Plot (WCDMA PCS)

FCC ID: BCGA2764	 PART 24 MEASUREMENT REPORT		Approved by: Technical Manager
Test Report S/N: 1C2205090028-02.BCG	Test Dates: 5/30/2022 - 9/16/2022	EUT Type: Tablet Device	Page 195 of 210

V2.1 11/9/2021

Mode:	WCDMA RMC
Channel:	9262
Frequency (MHz):	1852.4

Frequency [MHz]	Ant. Pol. [H/V]	Antenna Height [cm]	Turntable Azimuth [degree]	Analyzer Level [dBm]	AFCL [dB/m]	Field Strength [dBμV/m]	EIRP Spurious Emission Level [dBm]	Limit [dBm]	Margin [dB]
3704.8	H	242	223	-78.72	5.09	33.37	-61.89	-13.00	-48.89
5557.2	H	280	287	-78.95	8.15	36.20	-59.06	-13.00	-46.06
7409.6	H	-	-	-80.56	10.67	37.11	-58.15	-13.00	-45.15
9262.0	H	-	-	-81.19	12.30	38.11	-57.15	-13.00	-44.15
11114.4	H	-	-	-82.06	15.66	40.60	-54.66	-13.00	-41.66

Table 7-28. Antenna 4b Radiated Spurious Data (WCDMA PCS – Low Channel)

Mode:	WCDMA RMC
Channel:	9400
Frequency (MHz):	1880


Frequency [MHz]	Ant. Pol. [H/V]	Antenna Height [cm]	Turntable Azimuth [degree]	Analyzer Level [dBm]	AFCL [dB/m]	Field Strength [dBμV/m]	EIRP Spurious Emission Level [dBm]	Limit [dBm]	Margin [dB]
3760.0	H	-	-	-79.31	5.57	33.26	-62.00	-13.00	-49.00
5640.0	H	-	-	-79.89	8.00	35.11	-60.15	-13.00	-47.15
7520.0	H	-	-	-80.80	10.88	37.08	-58.18	-13.00	-45.18

Table 7-29. Antenna 4b Radiated Spurious Data (WCDMA PCS – Mid Channel)

Mode:	WCDMA RMC
Channel:	9538
Frequency (MHz):	1907.6

Frequency [MHz]	Ant. Pol. [H/V]	Antenna Height [cm]	Turntable Azimuth [degree]	Analyzer Level [dBm]	AFCL [dB/m]	Field Strength [dBμV/m]	EIRP Spurious Emission Level [dBm]	Limit [dBm]	Margin [dB]
3815.2	H	-	-	-79.40	5.75	33.35	-61.91	-13.00	-48.91
5722.8	H	-	-	-79.75	8.29	35.54	-59.72	-13.00	-46.72
7630.4	H	-	-	-80.56	11.26	37.70	-57.56	-13.00	-44.56

Table 7-30. Antenna 4b Radiated Spurious Data (WCDMA PCS – High Channel)

FCC ID: BCGA2764	 PART 24 MEASUREMENT REPORT		Approved by: Technical Manager
Test Report S/N: 1C2205090028-02.BCG	Test Dates: 5/30/2022 - 9/16/2022	EUT Type: Tablet Device	Page 196 of 210

7.7.2 Antenna 1 – Radiated Spurious Emission Measurement LTE Band 25/2

Bandwidth (MHz):	20
Frequency (MHz):	1860.0
RB / Offset:	1 / 50

Frequency [MHz]	Ant. Pol. [H/V]	Antenna Height [cm]	Turntable Azimuth [degree]	Analyzer Level [dBm]	AFCL [dB/m]	Field Strength [dBμV/m]	EIRP Spurious Emission Level [dBm]	Limit [dBm]	Margin [dB]
3720.0	H	-	-	-79.01	5.47	33.46	-61.80	-13.00	-48.80
5580.0	H	262	112	-53.29	7.95	61.66	-33.60	-13.00	-20.60
7440.0	H	-	-	-80.30	10.78	37.48	-57.78	-13.00	-44.78
9300.0	H	-	-	-81.02	12.68	38.66	-56.59	-13.00	-43.59
11160.0	H	-	-	-82.17	15.71	40.54	-54.72	-13.00	-41.72

Table 7-31. Antenna 1 Radiated Spurious Data (LTE Band 25/2 – Low Channel)

Bandwidth (MHz):	20
Frequency (MHz):	1882.5
RB / Offset:	1 / 50


Frequency [MHz]	Ant. Pol. [H/V]	Antenna Height [cm]	Turntable Azimuth [degree]	Analyzer Level [dBm]	AFCL [dB/m]	Field Strength [dBμV/m]	EIRP Spurious Emission Level [dBm]	Limit [dBm]	Margin [dB]
3765.0	H	-	-	-79.19	5.59	33.40	-61.86	-13.00	-48.86
5647.5	H	-	-	-79.67	8.02	35.35	-59.91	-13.00	-46.91
7530.0	H	-	-	-80.62	10.96	37.34	-57.92	-13.00	-44.92

Table 7-32. Antenna 1 Radiated Spurious Data (LTE Band 25/2 – Mid Channel)

Bandwidth (MHz):	20
Frequency (MHz):	1905.0
RB / Offset:	1 / 50

Frequency [MHz]	Ant. Pol. [H/V]	Antenna Height [cm]	Turntable Azimuth [degree]	Analyzer Level [dBm]	AFCL [dB/m]	Field Strength [dBμV/m]	EIRP Spurious Emission Level [dBm]	Limit [dBm]	Margin [dB]
3810.00	H	-	-	-79.09	5.90	33.81	-61.45	-13.00	-48.45
5715.00	H	-	-	-79.72	8.20	35.48	-59.78	-13.00	-46.78
7620.00	H	-	-	-80.42	11.08	37.66	-57.60	-13.00	-44.60

Table 7-33. Antenna 1 Radiated Spurious Data (LTE Band 25/2 – High Channel)

FCC ID: BCGA2764	 PART 24 MEASUREMENT REPORT		Approved by: Technical Manager
Test Report S/N: 1C2205090028-02.BCG	Test Dates: 5/30/2022 - 9/16/2022	EUT Type: Tablet Device	Page 197 of 210

V2.1 11/9/2021

NR Band n25/2

Bandwidth (MHz):	40
Frequency (MHz):	1870.0
RB / Offset:	1/108

Frequency [MHz]	Ant. Pol. [H/V]	Antenna Height [cm]	Turntable Azimuth [degree]	Analyzer Level [dBm]	AFCL [dB/m]	Field Strength [dBμV/m]	EIRP Spurious Emission Level [dBm]	Limit [dBm]	Margin [dB]
3740.0	H	-	-	-76.70	3.02	33.32	-61.94	-13.00	-48.94
5610.0	H	-	-	-77.92	5.07	34.15	-61.11	-13.00	-48.11
7480.0	H	-	-	-79.47	8.73	36.26	-59.00	-13.00	-46.00

Table 7-34. Antenna 1 Radiated Spurious Data (NR Band n25/2 – Low Channel)

Bandwidth (MHz):	40
Frequency (MHz):	1882.5
RB / Offset:	1/108


Frequency [MHz]	Ant. Pol. [H/V]	Antenna Height [cm]	Turntable Azimuth [degree]	Analyzer Level [dBm]	AFCL [dB/m]	Field Strength [dBμV/m]	EIRP Spurious Emission Level [dBm]	Limit [dBm]	Margin [dB]
3765.0	H	-	-	-76.54	2.90	33.36	-61.90	-13.00	-48.90
5647.5	H	-	-	-77.78	4.91	34.13	-61.13	-13.00	-48.13
7530.0	H	-	-	-79.79	8.95	36.16	-59.10	-13.00	-46.10

Table 7-35. Antenna 1 Radiated Spurious Data (NR Band n25/2 – Mid Channel)

Bandwidth (MHz):	40
Frequency (MHz):	1895.0
RB / Offset:	1/108

Frequency [MHz]	Ant. Pol. [H/V]	Antenna Height [cm]	Turntable Azimuth [degree]	Analyzer Level [dBm]	AFCL [dB/m]	Field Strength [dBμV/m]	EIRP Spurious Emission Level [dBm]	Limit [dBm]	Margin [dB]
3790.0	H	-	-	-76.84	3.10	33.26	-62.00	-13.00	-49.00
5685.0	H	-	-	-77.94	5.35	34.41	-60.85	-13.00	-47.85
7580.0	H	-	-	-79.86	8.80	35.94	-59.32	-13.00	-46.32

Table 7-36. Antenna 1 Radiated Spurious Data (NR Band n25/2 – High Channel)

FCC ID: BCGA2764	 PART 24 MEASUREMENT REPORT		Approved by: Technical Manager
Test Report S/N: 1C2205090028-02.BCG	Test Dates: 5/30/2022 - 9/16/2022	EUT Type: Tablet Device	Page 198 of 210

V2.1 11/9/2021

WCDMA PCS

Mode:	WCDMA RMC
Channel:	9262
Frequency (MHz):	1852.4

Frequency [MHz]	Ant. Pol. [H/V]	Antenna Height [cm]	Turntable Azimuth [degree]	Analyzer Level [dBm]	AFCL [dB/m]	Field Strength [dBμV/m]	EIRP Spurious Emission Level [dBm]	Limit [dBm]	Margin [dB]
3704.8	H	-	-	-79.24	5.09	32.85	-62.41	-13.00	-49.41
5557.2	H	-	-	-79.99	8.15	35.16	-60.10	-13.00	-47.10
7409.6	H	-	-	-80.41	10.67	37.26	-58.00	-13.00	-45.00

Table 7-37. Antenna 1 Radiated Spurious Data (WCDMA PCS – Low Channel)

Mode:	WCDMA RMC
Channel:	9400
Frequency (MHz):	1880


Frequency [MHz]	Ant. Pol. [H/V]	Antenna Height [cm]	Turntable Azimuth [degree]	Analyzer Level [dBm]	AFCL [dB/m]	Field Strength [dBμV/m]	EIRP Spurious Emission Level [dBm]	Limit [dBm]	Margin [dB]
3760.0	H	-	-	-79.34	5.57	33.23	-62.03	-13.00	-49.03
5640.0	H	-	-	-78.89	8.00	36.11	-59.15	-13.00	-46.15
7520.0	H	-	-	-80.93	10.88	36.95	-58.31	-13.00	-45.31

Table 7-38. Antenna 1 Radiated Spurious Data (WCDMA PCS – Mid Channel)

Mode:	WCDMA RMC
Channel:	9538
Frequency (MHz):	1907.6

Frequency [MHz]	Ant. Pol. [H/V]	Antenna Height [cm]	Turntable Azimuth [degree]	Analyzer Level [dBm]	AFCL [dB/m]	Field Strength [dBμV/m]	EIRP Spurious Emission Level [dBm]	Limit [dBm]	Margin [dB]
3815.2	H	-	-	-79.48	5.75	33.27	-61.99	-13.00	-48.99
5722.8	H	-	-	-79.83	8.29	35.46	-59.80	-13.00	-46.80
7630.4	H	-	-	-80.60	11.26	37.66	-57.60	-13.00	-44.60

Table 7-39. Antenna 1 Radiated Spurious Data (WCDMA PCS – High Channel)

FCC ID: BCGA2764	 PART 24 MEASUREMENT REPORT		Approved by: Technical Manager
Test Report S/N: 1C2205090028-02.BCG	Test Dates: 5/30/2022 - 9/16/2022	EUT Type: Tablet Device	Page 199 of 210

V2.1 11/9/2021

7.7.3 Antenna 3 – Radiated Spurious Emission Measurement LTE Band 25/2

Bandwidth (MHz):	20
Frequency (MHz):	1860.0
RB / Offset:	1 / 50

Frequency [MHz]	Ant. Pol. [H/V]	Antenna Height [cm]	Turntable Azimuth [degree]	Analyzer Level [dBm]	AFCL [dB/m]	Field Strength [dBμV/m]	EIRP Spurious Emission Level [dBm]	Limit [dBm]	Margin [dB]
3720.0	H	274	219	-78.68	5.47	33.79	-61.47	-13.00	-48.47
5580.0	H	-	-	-79.72	7.95	35.23	-60.03	-13.00	-47.03
7440.0	H	-	-	-80.25	10.78	37.53	-57.73	-13.00	-44.73
9300.0	H	-	-	-81.29	11.57	37.28	-57.97	-13.00	-44.97

Table 7-40. Antenna 3 Radiated Spurious Data (LTE Band 25/2 – Low Channel)

Bandwidth (MHz):	20
Frequency (MHz):	1882.5
RB / Offset:	1 / 50


Frequency [MHz]	Ant. Pol. [H/V]	Antenna Height [cm]	Turntable Azimuth [degree]	Analyzer Level [dBm]	AFCL [dB/m]	Field Strength [dBμV/m]	EIRP Spurious Emission Level [dBm]	Limit [dBm]	Margin [dB]
3765.0	H	-	-	-79.07	5.59	33.52	-61.74	-13.00	-48.74
5647.5	H	-	-	-79.93	8.02	35.09	-60.17	-13.00	-47.17
7530.0	H	-	-	-80.67	10.96	37.29	-57.97	-13.00	-44.97

Table 7-41. Antenna 3 Radiated Spurious Data (LTE Band 25/2 – Mid Channel)

Bandwidth (MHz):	20
Frequency (MHz):	1905.0
RB / Offset:	1 / 50

Frequency [MHz]	Ant. Pol. [H/V]	Antenna Height [cm]	Turntable Azimuth [degree]	Analyzer Level [dBm]	AFCL [dB/m]	Field Strength [dBμV/m]	EIRP Spurious Emission Level [dBm]	Limit [dBm]	Margin [dB]
3810.00	H	-	-	-78.97	5.90	33.93	-61.33	-13.00	-48.33
5715.00	H	-	-	-79.60	8.20	35.60	-59.66	-13.00	-46.66
7620.00	H	-	-	-80.44	11.08	37.64	-57.62	-13.00	-44.62

Table 7-42. Antenna 3 Radiated Spurious Data (LTE Band 25/2 – High Channel)

FCC ID: BCGA2764	 PART 24 MEASUREMENT REPORT		Approved by: Technical Manager
Test Report S/N: 1C2205090028-02.BCG	Test Dates: 5/30/2022 - 9/16/2022	EUT Type: Tablet Device	Page 200 of 210

V2.1 11/9/2021

NR Band n25/2

Bandwidth (MHz):	40
Frequency (MHz):	1870.0
RB / Offset:	1/108

Frequency [MHz]	Ant. Pol. [H/V]	Antenna Height [cm]	Turntable Azimuth [degree]	Analyzer Level [dBm]	AFCL [dB/m]	Field Strength [dBμV/m]	EIRP Spurious Emission Level [dBm]	Limit [dBm]	Margin [dB]
3740.0	H	-	-	-76.79	3.02	33.23	-62.03	-13.00	-49.03
5610.0	H	-	-	-77.71	5.07	34.36	-60.90	-13.00	-47.90
7480.0	H	-	-	-79.73	8.73	36.00	-59.26	-13.00	-46.26

Table 7-43. Antenna 3 Radiated Spurious Data (NR Band n25/2 – Low Channel)

Bandwidth (MHz):	40
Frequency (MHz):	1882.5
RB / Offset:	1/108


Frequency [MHz]	Ant. Pol. [H/V]	Antenna Height [cm]	Turntable Azimuth [degree]	Analyzer Level [dBm]	AFCL [dB/m]	Field Strength [dBμV/m]	EIRP Spurious Emission Level [dBm]	Limit [dBm]	Margin [dB]
3765.0	H	-	-	-76.47	2.90	33.43	-61.83	-13.00	-48.83
5647.5	H	-	-	-77.72	4.91	34.19	-61.07	-13.00	-48.07
7530.0	H	-	-	-79.84	8.95	36.11	-59.15	-13.00	-46.15

Table 7-44. Antenna 3 Radiated Spurious Data (NR Band n25/2 – Mid Channel)

Bandwidth (MHz):	40
Frequency (MHz):	1895.0
RB / Offset:	1/108

Frequency [MHz]	Ant. Pol. [H/V]	Antenna Height [cm]	Turntable Azimuth [degree]	Analyzer Level [dBm]	AFCL [dB/m]	Field Strength [dBμV/m]	EIRP Spurious Emission Level [dBm]	Limit [dBm]	Margin [dB]
3790.0	H	-	-	-76.88	3.10	33.22	-62.04	-13.00	-49.04
5685.0	H	-	-	-78.16	5.35	34.19	-61.07	-13.00	-48.07
7580.0	H	-	-	-79.88	8.80	35.92	-59.34	-13.00	-46.34

Table 7-45. Antenna 3 Radiated Spurious Data (NR Band n25/2 – High Channel)

FCC ID: BCGA2764	 PART 24 MEASUREMENT REPORT		Approved by: Technical Manager
Test Report S/N: 1C2205090028-02.BCG	Test Dates: 5/30/2022 - 9/16/2022	EUT Type: Tablet Device	Page 201 of 210

V2.1 11/9/2021

WCDMA PCS

Mode:	WCDMA RMC
Channel:	9262
Frequency (MHz):	1852.4

Frequency [MHz]	Ant. Pol. [H/V]	Antenna Height [cm]	Turntable Azimuth [degree]	Analyzer Level [dBm]	AFCL [dB/m]	Field Strength [dBμV/m]	EIRP Spurious Emission Level [dBm]	Limit [dBm]	Margin [dB]
3704.8	H	-	-	-79.16	5.09	32.93	-62.33	-13.00	-49.33
5557.2	H	-	-	-79.70	8.15	35.45	-59.81	-13.00	-46.81
7409.6	H	-	-	-80.42	10.67	37.25	-58.01	-13.00	-45.01

Table 7-46. Antenna 3 Radiated Spurious Data (WCDMA PCS – Low Channel)

Mode:	WCDMA RMC
Channel:	9400
Frequency (MHz):	1880


Frequency [MHz]	Ant. Pol. [H/V]	Antenna Height [cm]	Turntable Azimuth [degree]	Analyzer Level [dBm]	AFCL [dB/m]	Field Strength [dBμV/m]	EIRP Spurious Emission Level [dBm]	Limit [dBm]	Margin [dB]
3760.0	H	-	-	-79.23	5.57	33.34	-61.92	-13.00	-48.92
5640.0	H	-	-	-79.92	8.00	35.08	-60.18	-13.00	-47.18
7520.0	H	-	-	-80.75	10.88	37.13	-58.13	-13.00	-45.13

Table 7-47. Antenna 3 Radiated Spurious Data (WCDMA PCS – Mid Channel)

Mode:	WCDMA RMC
Channel:	9538
Frequency (MHz):	1907.6

Frequency [MHz]	Ant. Pol. [H/V]	Antenna Height [cm]	Turntable Azimuth [degree]	Analyzer Level [dBm]	AFCL [dB/m]	Field Strength [dBμV/m]	EIRP Spurious Emission Level [dBm]	Limit [dBm]	Margin [dB]
3815.2	H	-	-	-79.29	5.75	33.46	-61.80	-13.00	-48.80
5722.8	H	-	-	-79.93	8.29	35.36	-59.90	-13.00	-46.90
7630.4	H	-	-	-80.46	11.26	37.80	-57.46	-13.00	-44.46

Table 7-48. Antenna 3 Radiated Spurious Data (WCDMA PCS – High Channel)

FCC ID: BCGA2764	 PART 24 MEASUREMENT REPORT		Approved by: Technical Manager
Test Report S/N: 1C2205090028-02.BCG	Test Dates: 5/30/2022 - 9/16/2022	EUT Type: Tablet Device	Page 202 of 210

V2.1 11/9/2021

7.7.4 Antenna 2b – Radiated Spurious Emission Measurement

LTE Band 25/2

Bandwidth (MHz):	20
Frequency (MHz):	1860.0
RB / Offset:	1 / 50

Frequency [MHz]	Ant. Pol. [H/V]	Antenna Height [cm]	Turntable Azimuth [degree]	Analyzer Level [dBm]	AFCL [dB/m]	Field Strength [dBμV/m]	EIRP Spurious Emission Level [dBm]	Limit [dBm]	Margin [dB]
3720.0	H	-	-	-78.94	5.47	33.53	-61.73	-13.00	-48.73
5580.0	H	-	-	-79.77	7.95	35.18	-60.08	-13.00	-47.08
7440.0	H	-	-	-80.28	10.78	37.50	-57.76	-13.00	-44.76

Table 7-49. Antenna 2b Radiated Spurious Data (LTE Band 25/2 – Low Channel)

Bandwidth (MHz):	20
Frequency (MHz):	1882.5
RB / Offset:	1 / 50


Frequency [MHz]	Ant. Pol. [H/V]	Antenna Height [cm]	Turntable Azimuth [degree]	Analyzer Level [dBm]	AFCL [dB/m]	Field Strength [dBμV/m]	EIRP Spurious Emission Level [dBm]	Limit [dBm]	Margin [dB]
3765.0	H	-	-	-79.17	5.59	33.42	-61.84	-13.00	-48.84
5647.5	H	-	-	-79.93	8.02	35.09	-60.17	-13.00	-47.17
7530.0	H	-	-	-80.70	10.96	37.26	-58.00	-13.00	-45.00

Table 7-50. Antenna 2b Radiated Spurious Data (LTE Band 25/2 – Mid Channel)

Bandwidth (MHz):	20
Frequency (MHz):	1905.0
RB / Offset:	1 / 50

Frequency [MHz]	Ant. Pol. [H/V]	Antenna Height [cm]	Turntable Azimuth [degree]	Analyzer Level [dBm]	AFCL [dB/m]	Field Strength [dBμV/m]	EIRP Spurious Emission Level [dBm]	Limit [dBm]	Margin [dB]
3810.00	H	-	-	-79.17	5.90	33.73	-61.53	-13.00	-48.53
5715.00	H	-	-	-79.54	8.20	35.66	-59.60	-13.00	-46.60
7620.00	H	-	-	-80.35	11.08	37.73	-57.53	-13.00	-44.53

Table 7-51. Antenna 2b Radiated Spurious Data (LTE Band 25/2 – High Channel)

FCC ID: BCGA2764	 PART 24 MEASUREMENT REPORT		Approved by: Technical Manager
Test Report S/N: 1C2205090028-02.BCG	Test Dates: 5/30/2022 - 9/16/2022	EUT Type: Tablet Device	Page 203 of 210

V2.1 11/9/2021

NR Band n25/2

Bandwidth (MHz):	40
Frequency (MHz):	1870.0
RB / Offset:	1/108

Frequency [MHz]	Ant. Pol. [H/V]	Antenna Height [cm]	Turntable Azimuth [degree]	Analyzer Level [dBm]	AFCL [dB/m]	Field Strength [dBμV/m]	EIRP Spurious Emission Level [dBm]	Limit [dBm]	Margin [dB]
3740.0	H	-	-	-76.68	3.02	33.34	-61.92	-13.00	-48.92
5610.0	H	-	-	-77.97	5.07	34.10	-61.16	-13.00	-48.16
7480.0	H	-	-	-79.70	8.73	36.03	-59.23	-13.00	-46.23

Table 7-52. Antenna 2b Radiated Spurious Data (NR Band n25/2 – Low Channel)

Bandwidth (MHz):	40
Frequency (MHz):	1882.5
RB / Offset:	1/108


Frequency [MHz]	Ant. Pol. [H/V]	Antenna Height [cm]	Turntable Azimuth [degree]	Analyzer Level [dBm]	AFCL [dB/m]	Field Strength [dBμV/m]	EIRP Spurious Emission Level [dBm]	Limit [dBm]	Margin [dB]
3765.0	H	-	-	-78.59	4.56	32.97	-62.28	-13.00	-49.28
5647.5	H	-	-	-79.31	7.02	34.71	-60.54	-13.00	-47.54
7530.0	H	-	-	-80.66	10.27	36.61	-58.65	-13.00	-45.65

Table 7-53. Antenna 2b Radiated Spurious Data (NR Band n25/2 – Mid Channel)

Bandwidth (MHz):	40
Frequency (MHz):	1895.0
RB / Offset:	1/108

Frequency [MHz]	Ant. Pol. [H/V]	Antenna Height [cm]	Turntable Azimuth [degree]	Analyzer Level [dBm]	AFCL [dB/m]	Field Strength [dBμV/m]	EIRP Spurious Emission Level [dBm]	Limit [dBm]	Margin [dB]
3790.0	H	-	-	-78.51	4.40	32.89	-62.37	-13.00	-49.37
5685.0	H	-	-	-79.82	7.94	35.12	-60.14	-13.00	-47.14
7580.0	H	-	-	-80.81	9.63	35.82	-59.44	-13.00	-46.44

Table 7-54. Antenna 2b Radiated Spurious Data (NR Band n25/2 – High Channel)

FCC ID: BCGA2764	 PART 24 MEASUREMENT REPORT		Approved by: Technical Manager
Test Report S/N: 1C2205090028-02.BCG	Test Dates: 5/30/2022 - 9/16/2022	EUT Type: Tablet Device	Page 204 of 210

V2.1 11/9/2021

WCDMA PCS

Mode:	WCDMA RMC
Channel:	9262
Frequency (MHz):	1852.4

Frequency [MHz]	Ant. Pol. [H/V]	Antenna Height [cm]	Turntable Azimuth [degree]	Analyzer Level [dBm]	AFCL [dB/m]	Field Strength [dBμV/m]	EIRP Spurious Emission Level [dBm]	Limit [dBm]	Margin [dB]
3704.8	H	-	-	-79.15	5.09	32.94	-62.32	-13.00	-49.32
5557.2	H	-	-	-79.87	8.15	35.28	-59.98	-13.00	-46.98
7409.6	H	-	-	-80.36	10.67	37.31	-57.95	-13.00	-44.95

Table 7-55. Antenna 2b Radiated Spurious Data (WCDMA PCS – Low Channel)

Mode:	WCDMA RMC
Channel:	9400
Frequency (MHz):	1880


Frequency [MHz]	Ant. Pol. [H/V]	Antenna Height [cm]	Turntable Azimuth [degree]	Analyzer Level [dBm]	AFCL [dB/m]	Field Strength [dBμV/m]	EIRP Spurious Emission Level [dBm]	Limit [dBm]	Margin [dB]
3760.0	H	-	-	-79.28	5.57	33.29	-61.97	-13.00	-48.97
5640.0	H	-	-	-79.83	8.00	35.17	-60.09	-13.00	-47.09
7520.0	H	-	-	-80.91	10.88	36.97	-58.29	-13.00	-45.29

Table 7-56. Antenna 2b Radiated Spurious Data (WCDMA PCS – Mid Channel)

Mode:	WCDMA RMC
Channel:	9538
Frequency (MHz):	1907.6

Frequency [MHz]	Ant. Pol. [H/V]	Antenna Height [cm]	Turntable Azimuth [degree]	Analyzer Level [dBm]	AFCL [dB/m]	Field Strength [dBμV/m]	EIRP Spurious Emission Level [dBm]	Limit [dBm]	Margin [dB]
3815.2	H	-	-	-79.46	5.75	33.29	-61.97	-13.00	-48.97
5722.8	H	-	-	-79.67	8.29	35.62	-59.64	-13.00	-46.64
7630.4	H	-	-	-80.66	11.26	37.60	-57.66	-13.00	-44.66

Table 7-57. Antenna 2b Radiated Spurious Data (WCDMA PCS – High Channel)

FCC ID: BCGA2764	 PART 24 MEASUREMENT REPORT		Approved by: Technical Manager
Test Report S/N: 1C2205090028-02.BCG	Test Dates: 5/30/2022 - 9/16/2022	EUT Type: Tablet Device	Page 205 of 210

7.8 Frequency Stability / Temperature Variation

\$2.1055, \$24.235

Test Overview and Limit

Frequency stability testing is performed in accordance with the guidelines of ANSI C63.26-2015 and TIA-603-E-2016. The frequency stability of the transmitter is measured by:

- a.) **Temperature:** The temperature is varied from -30°C to +50°C in 10°C increments using an environmental chamber.
- b.) **Primary Supply Voltage:** The primary supply voltage is varied from 85% to 115% of the nominal value for non hand-carried battery and AC powered equipment. For hand-carried, battery-powered equipment, primary supply voltage is reduced to the battery operating end point which shall be specified by the manufacturer.

For Part 24 the frequency stability shall be sufficient to ensure that the fundamental emission stays within the authorized frequency block.

Test Procedure Used

ANSI C63.26-2015

TIA-603-E-2016

Test Settings

1. The carrier frequency of the transmitter is measured at room temperature (20°C to provide a reference).
2. The equipment is turned on in a “standby” condition for fifteen minutes before applying power to the transmitter. Measurement of the carrier frequency of the transmitter is made within one minute after applying power to the transmitter.
3. Frequency measurements are made at 10°C intervals ranging from -30°C to +50°C. A period of at least one half-hour is provided to allow stabilization of the equipment at each temperature level.

Test Setup

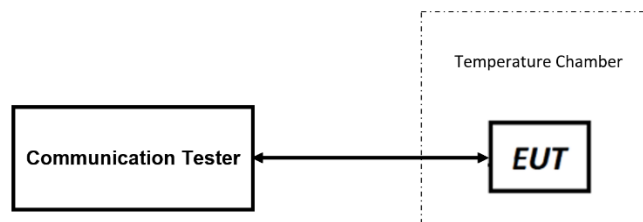



Figure 7-8. Test Instrument & Measurement Setup

Test Notes

1. All port were tested and only the worst case data were reported.
2. NR bands with wider bandwidths compared to respective LTE bands have been investigated and worst case was reported. NR Bands with equal or lower bandwidths to respective LTE bands are covered by their respective LTE Bands.

FCC ID: BCGA2764	 PART 24 MEASUREMENT REPORT		Approved by: Technical Manager
Test Report S/N: 1C2205090028-02.BCG	Test Dates: 5/30/2022 - 9/16/2022	EUT Type: Tablet Device	Page 206 of 210

V2.1 11/9/2021


Frequency Stability / Temperature Variation

LTE Band 25/2

Low Channel Frequency (Hz):	1,860,000,000
High Channel Frequency (Hz):	1,905,000,000
Ref. Voltage (VDC):	3.80

Voltage (%)	Power (VDC)	Temp (°C)	Low Freq. (Hz)	High Freq. (Hz)	Low Freq. Dev. (Hz)	High Freq. Dev. (Hz)	Deviation (%)
100 %	3.80	- 30	1,860,000,037	1,905,000,041	21	17	0.00000113
		- 20	1,860,000,025	1,905,000,051	9	27	0.00000142
		- 10	1,860,000,028	1,905,000,053	12	29	0.00000152
		0	1,860,000,028	1,905,000,049	12	25	0.00000131
		+ 10	1,860,000,044	1,905,000,038	28	14	0.00000151
		+ 20 (Ref)	1,860,000,016	1,905,000,024	16	24	0.00000126
		+ 30	1,860,000,025	1,905,000,041	9	17	0.00000089
		+ 40	1,860,000,029	1,905,000,049	13	25	0.00000131
Battery Endpoint	3.23	+ 50	1,860,000,028	1,905,000,037	12	13	0.00000068
		+ 20	1,860,000,040	1,905,000,035	24	11	0.0000013

Table 7-58. LTE Band 25/2 Frequency Stability Data

FCC ID: BCGA2764	 PART 24 MEASUREMENT REPORT		Approved by: Technical Manager
Test Report S/N: 1C2205090028-02.BCG	Test Dates: 5/30/2022 - 9/16/2022	EUT Type: Tablet Device	Page 207 of 210

V2.1 11/9/2021


Frequency Stability / Temperature Variation

NR Band n25/2

Low Channel Frequency (Hz):	1,870,000,000
High Channel Frequency (Hz):	1,895,000,000
Ref. Voltage (VDC):	3.80

Voltage (%)	Power (VDC)	Temp (°C)	Low Freq. (Hz)	High Freq. (Hz)	Low Freq. Dev. (Hz)	High Freq. Dev. (Hz)	Deviation (%)
100 %	3.80	- 30	1,869,999,229	1,894,999,260	-421	-348	-0.00002251
		- 20	1,869,999,268	1,894,999,236	-382	-372	-0.00002043
		- 10	1,869,999,207	1,894,999,200	-443	-408	-0.00002369
		0	1,869,999,245	1,894,999,254	-405	-354	-0.00002166
		+ 10	1,869,999,196	1,894,999,240	-454	-368	-0.00002428
		+ 20 (Ref)	1,869,999,650	1,894,999,608	-350	-392	-0.00002069
		+ 30	1,869,999,277	1,894,999,176	-373	-432	-0.00002280
		+ 40	1,869,999,292	1,894,999,257	-358	-351	-0.00001914
Battery Endpoint	3.23	+ 50	1,869,999,245	1,894,999,221	-405	-387	-0.00002166
		+ 20	1,869,999,277	1,894,999,185	-373	-423	-0.0000223

Table 7-59. NR Band n25/n2 Frequency Stability Data


FCC ID: BCGA2764	 PART 24 MEASUREMENT REPORT		Approved by: Technical Manager
Test Report S/N: 1C2205090028-02.BCG	Test Dates: 5/30/2022 - 9/16/2022	EUT Type: Tablet Device	Page 208 of 210

V2.1 11/9/2021

Frequency Stability / Temperature Variation

WCDMA PCS							
			Low Channel Frequency (Hz):		1,852,400,000		
			High Channel Frequency (Hz):		1,907,600,000		
			Ref. Voltage (VDC):		3.80		
Voltage (%)	Power (VDC)	Temp (°C)	Low Freq. (Hz)	High Freq. (Hz)	Low Freq. Dev. (Hz)	High Freq. Dev. (Hz)	Deviation (%)
100 %	3.80	- 30	1,852,400,042	1,907,600,033	23	17	0.00000124
		- 20	1,852,400,031	1,907,600,023	12	7	0.00000065
		- 10	1,852,400,027	1,907,600,038	8	22	0.00000115
		0	1,852,400,042	1,907,600,027	23	11	0.00000124
		+ 10	1,852,400,029	1,907,600,040	10	24	0.00000126
		+ 20 (Ref)	1,852,400,019	1,907,600,016	19	16	0.00000103
		+ 30	1,852,400,026	1,907,600,027	7	11	0.00000058
		+ 40	1,852,400,030	1,907,600,037	11	21	0.00000110
		+ 50	1,852,400,037	1,907,600,031	18	15	0.00000097
Battery Endpoint	3.23	+ 20	1,852,400,032	1,907,600,040	13	24	0.0000013


Table 7-60. WCDMA PCS Frequency Stability Data

FCC ID: BCGA2764	 PART 24 MEASUREMENT REPORT		Approved by: Technical Manager
Test Report S/N: 1C2205090028-02.BCG	Test Dates: 5/30/2022 - 9/16/2022	EUT Type: Tablet Device	Page 209 of 210

V2.1 11/9/2021

8.0 CONCLUSION

The data collected relate only to the item(s) tested and show that the Apple **Tablet Device** **FCC ID: BCGA2764** complies with all the requirements of Part 24 of the FCC rules.

FCC ID: BCGA2764	 PART 24 MEASUREMENT REPORT		Approved by: Technical Manager
Test Report S/N: 1C2205090028-02.BCG	Test Dates: 5/30/2022 - 9/16/2022	EUT Type: Tablet Device	Page 210 of 210

V2.1 11/9/2021

Unless otherwise specified, no part of this report may be reproduced or utilized in any part, form or by any means, electronic or mechanical, including photocopying and microfilm, without permission in writing from Element Washington DC LLC. If you have any questions about this or have an enquiry about obtaining additional rights to this report or assembly of contents thereof, please contact ct.info@element.com.