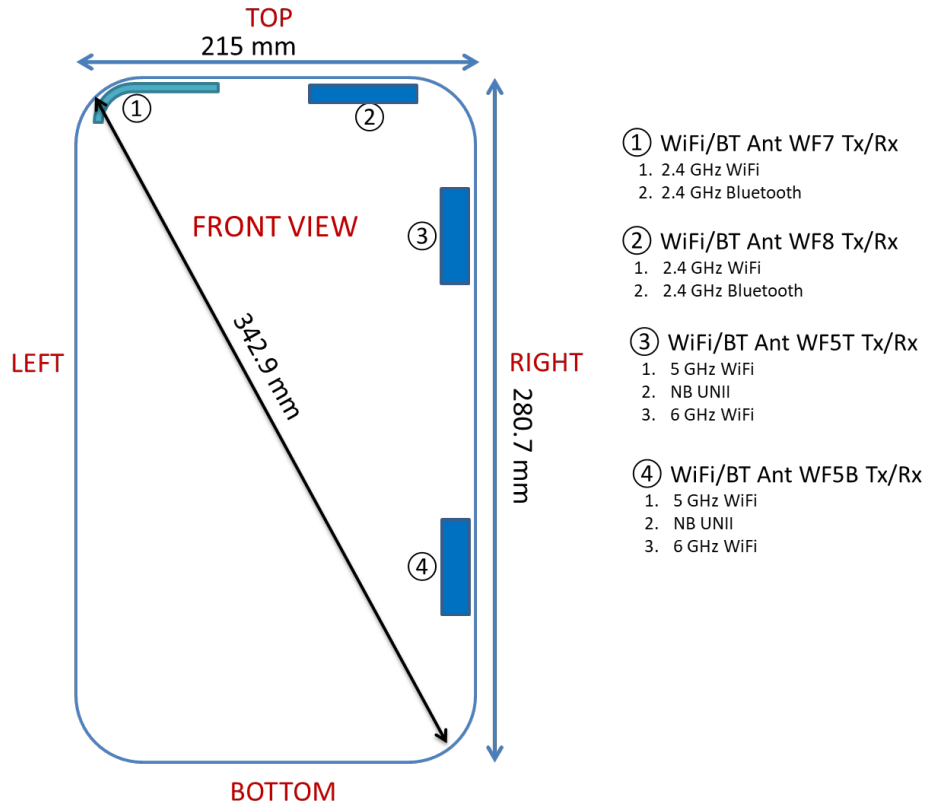
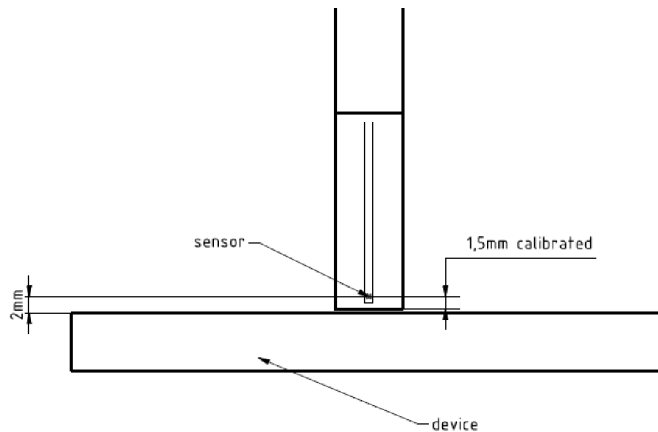


**APPENDIX F: DUT ANTENNA DIAGRAM & TEST SETUP PHOTOGRAPHS**



**Figure F-1**  
**DUT Antenna Locations**

Note: Exact antenna dimensions and separation distances are shown in the Technical Descriptions in the FCC Filing.




**Figure F-2**  
**EUmWVx Probe**


Note: Distances below are distance from device surface to sensor-center. Therefore, distances include 1.5 mm for Probe Tip to Sensor Calibration Points.

FCC ID: BCGA2436	WIFI 6 GHZ RF EXPOSURE EVALUATION	Approved by: Technical Manager
DUT Type: Tablet Device		APPENDIX F: Page 2 of 11

REV 2.0




**Figure F-3**  
**SAR Test Setup Photo – Back Side at 0 mm – Antenna 5T**




**Figure F-4**  
**SAR Test Setup Photo – Back Side at 0 mm – Antenna 5B**

FCC ID: BCGA2436	WIFI 6 GHZ RF EXPOSURE EVALUATION	Approved by: Technical Manager
DUT Type: Tablet Device		APPENDIX F: Page 3 of 11

REV 2.0



**Figure F-5**  
**SAR Test Setup Photo –Top Edge at 0 mm**




**Figure F-6**  
**SAR Test Setup Photo – Bottom Edge at 0 mm**

FCC ID: BCGA2436	WIFI 6 GHZ RF EXPOSURE EVALUATION	Approved by: Technical Manager
DUT Type: Tablet Device		APPENDIX F: Page 4 of 11

REV 2.0




**Figure F-7**  
**SAR Test Setup Photo – Right Edge at 0 mm**



**Figure F-8**  
**SAR Test Setup Photo – Left Edge at 0mm**

FCC ID: BCGA2436	WIFI 6 GHZ RF EXPOSURE EVALUATION	Approved by: Technical Manager
DUT Type: Tablet Device		APPENDIX F: Page 5 of 11

REV 2.0



**Figure F-9**  
**Near Field Power Density Test Setup Photo – Back Side at 2 mm**

FCC ID: BCGA2436	WIFI 6 GHZ RF EXPOSURE EVALUATION	Approved by: Technical Manager
DUT Type: Tablet Device		APPENDIX F: Page 6 of 11

REV 2.0



**Figure F-10**  
**Near Field Power Density Test Setup Photo – Right Edge at 2 mm**

<b>FCC ID:</b> BCGA2436	<b>WIFI 6 GHZ RF EXPOSURE EVALUATION</b>	<b>Approved by:</b> Technical Manager
<b>DUT Type:</b> Tablet Device		APPENDIX F: Page 7 of 11

REV 2.0



**Figure F-11**  
**Near Field Power Density Test Setup Photo – Right Edge at 8.58 mm**

<b>FCC ID:</b> BCGA2436	<b>WIFI 6 GHZ RF EXPOSURE EVALUATION</b>	<b>Approved by:</b> Technical Manager
<b>DUT Type:</b> Tablet Device		APPENDIX F: Page 8 of 11

REV 2.0






**Figure F-12**  
**Near Field Power Density Test Setup Photo – Left Edge at 2 mm**

FCC ID: BCGA2436	WIFI 6 GHZ RF EXPOSURE EVALUATION	Approved by: Technical Manager
DUT Type: Tablet Device		APPENDIX F: Page 9 of 11


REV 2.0



**Figure F-13**  
**Near Field Power Density Test Setup Photo – Top Edge at 2 mm**

FCC ID: BCGA2436	WIFI 6 GHZ RF EXPOSURE EVALUATION	Approved by: Technical Manager
DUT Type: Tablet Device		APPENDIX F: Page 10 of 11

REV 2.0



**Figure F-14**  
**Near Field Power Density Test Setup Photo – Bottom Edge at 2 mm**

<b>FCC ID:</b> BCGA2436	<b>WIFI 6 GHZ RF EXPOSURE EVALUATION</b>	<b>Approved by:</b> Technical Manager
<b>DUT Type:</b> Tablet Device		APPENDIX F: Page 11 of 11

REV 2.0