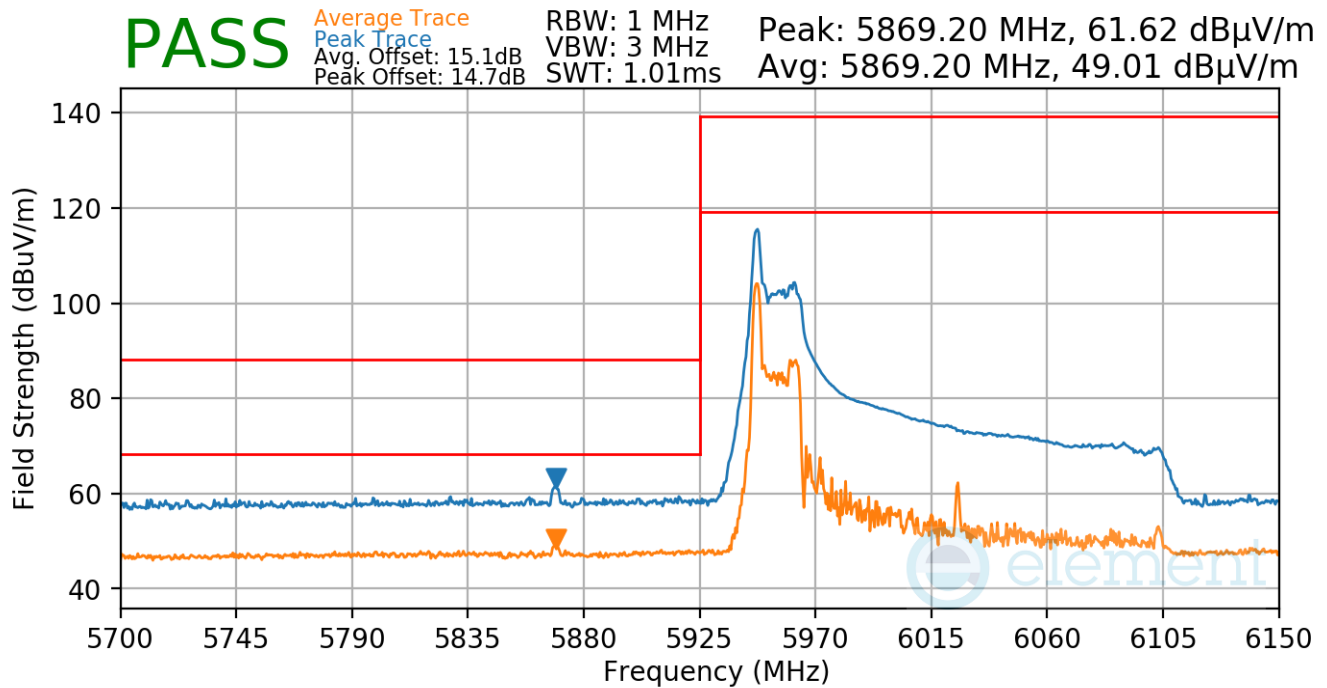


## 7.7.7 Antenna WF5t Radiated Band Edge Measurements (160MHz BW)

§15.407(b.1)(b.2) §15.205 §15.209; RSS-Gen [8.9]

### RU26

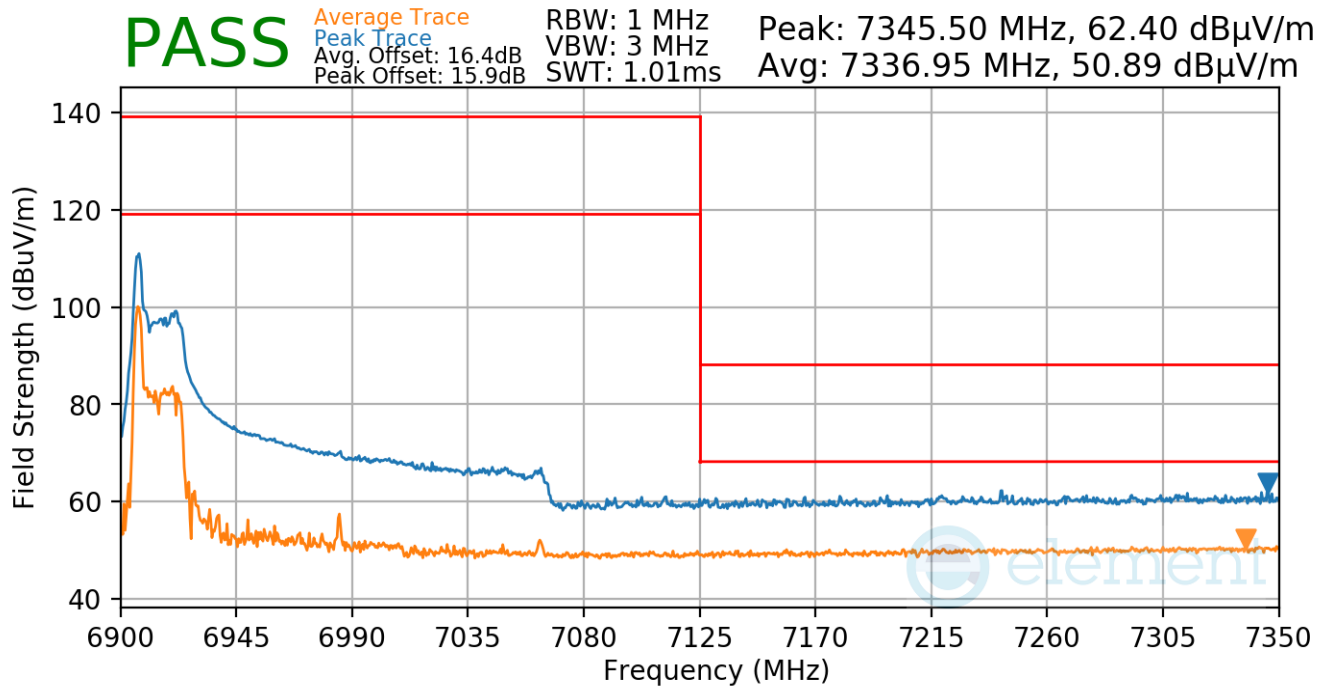
|                           |          |
|---------------------------|----------|
| Worst Case Mode:          | 802.11ax |
| Worst Case Transfer Rate: | MCS11    |
| Distance of Measurements: | 3 Meters |
| Operating Frequency:      | 6025MHz  |
| Channel:                  | 15       |



Plot 7-771. Antenna WF5t Radiated Lower Band Edge (Peak & Average – UNII Band 5 – RU26)

|  |   |                                       |                                   |
|--|---|---------------------------------------|-----------------------------------|
| FCC ID: BCGA2436<br>IC: 579C-A2436         |  | MEASUREMENT REPORT<br>(CERTIFICATION) | Approved by:<br>Technical Manager |
| Test Report S/N:<br>1C2205090027-12-R2.BCG | Test Dates:<br>5/30/2022 - 9/16/2022  | EUT Type:<br>Tablet Device            | Page 276 of 323                   |

Worst Case Mode: 802.11ax  
Worst Case Transfer Rate: MCS11  
Distance of Measurements: 3 Meters  
Operating Frequency: 6985MHz  
Channel: 207

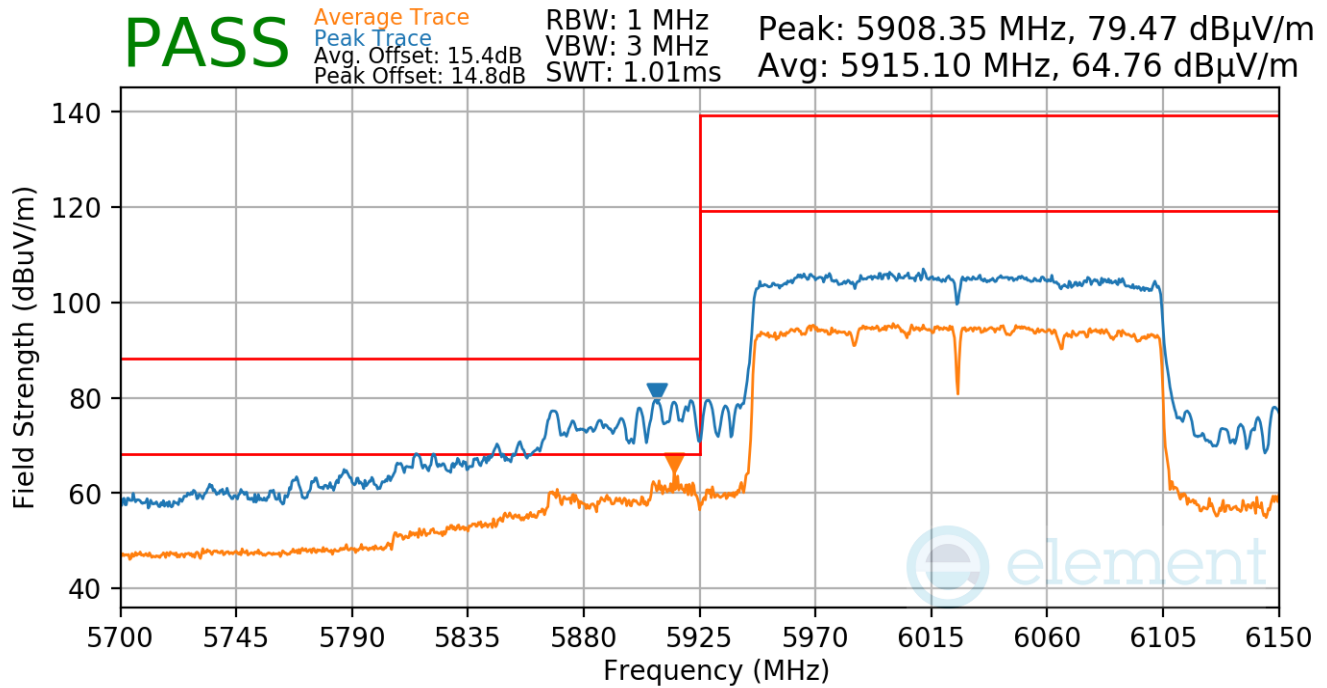


**Plot 7-772. Antenna WF5t Radiated Upper Band Edge (Peak & Average – UNII Band 8 – RU26)**

|  |   |                                       |                                   |
|--|---|---------------------------------------|-----------------------------------|
| FCC ID: BCGA2436<br>IC: 579C-A2436         |  | MEASUREMENT REPORT<br>(CERTIFICATION) | Approved by:<br>Technical Manager |
| Test Report S/N:<br>1C2205090027-12-R2.BCG | Test Dates:<br>5/30/2022 - 9/16/2022  | EUT Type:<br>Tablet Device            | Page 277 of 323                   |

## RU996x2

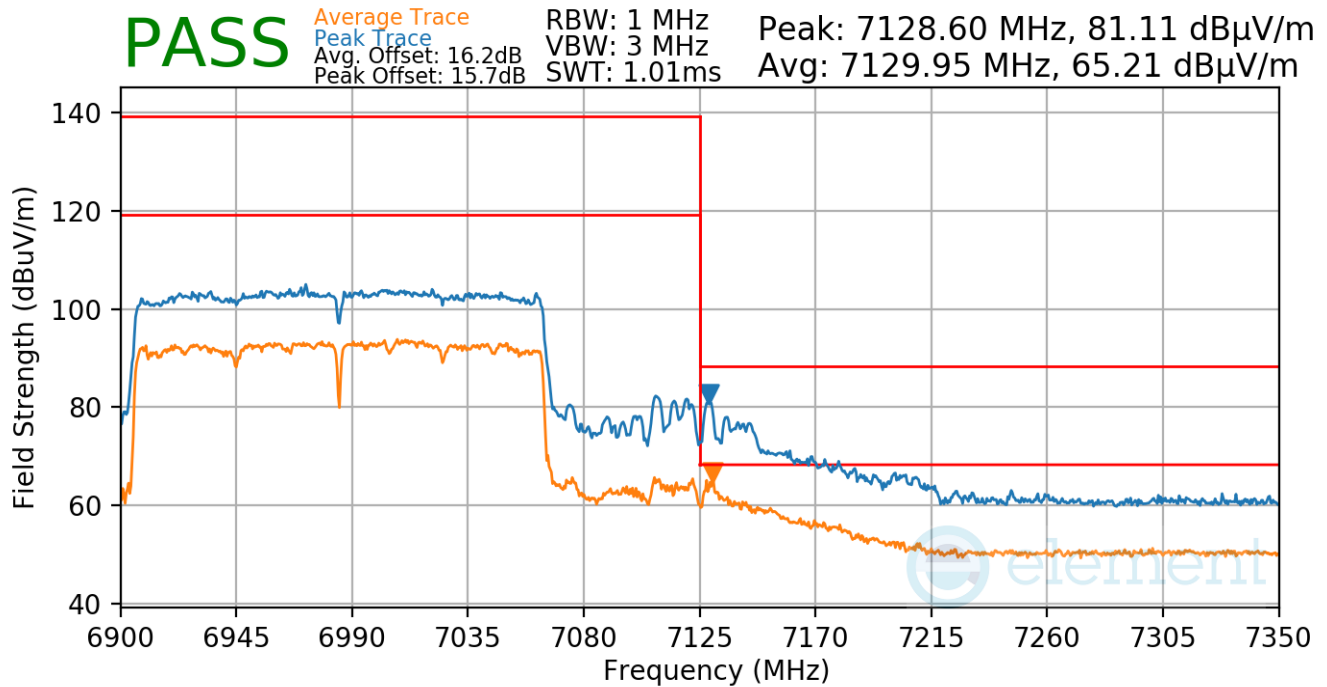
|                           |          |
|---------------------------|----------|
| Worst Case Mode:          | 802.11ax |
| Worst Case Transfer Rate: | MCS11    |
| Distance of Measurements: | 3 Meters |
| Operating Frequency:      | 6025MHz  |
| Channel:                  | 15       |



**Plot 7-773. Antenna WF5t Radiated Lower Band Edge (Peak & Average – UNII Band 5 – RU996x2)**

|   |   |                                   |  |
|---|---|-----------------------------------|--|
| <b>FCC ID:</b> BCGA2436<br><b>IC:</b> 579C-A2436  |  <b>MEASUREMENT REPORT<br/>(CERTIFICATION)</b> |                                   | <b>Approved by:</b><br>Technical Manager |
| <b>Test Report S/N:</b><br>1C2205090027-12-R2.BCG | <b>Test Dates:</b><br>5/30/2022 - 9/16/2022   | <b>EUT Type:</b><br>Tablet Device | Page 278 of 323                          |

Worst Case Mode: 802.11ax  
 Worst Case Transfer Rate: MCS11  
 Distance of Measurements: 3 Meters  
 Operating Frequency: 6985MHz  
 Channel: 207



**Plot 7-774. Antenna WF5t Radiated Upper Band Edge (Peak & Average – UNII Band 8 – RU996x2)**

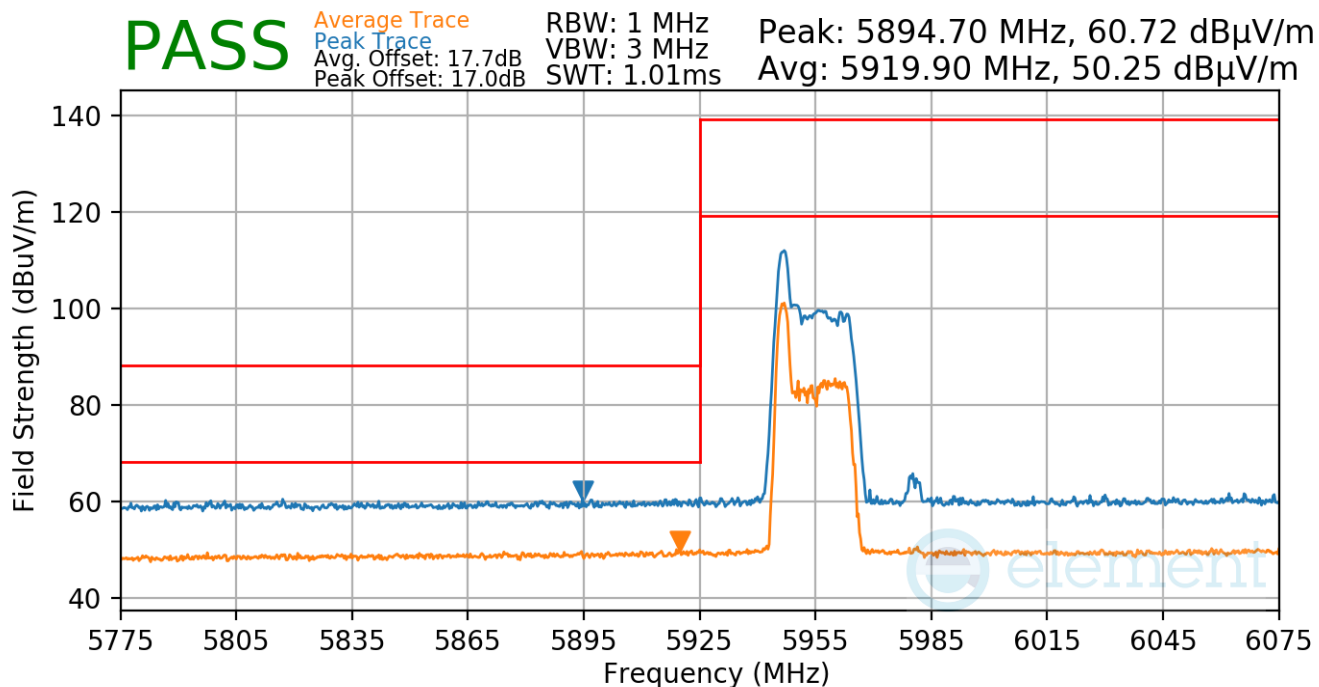
|   |   |   |  |
|---|---|---|--|
| <b>FCC ID:</b> BCGA2436<br><b>IC:</b> 579C-A2436  |  | <b>MEASUREMENT REPORT</b><br><b>(CERTIFICATION)</b> | <b>Approved by:</b><br>Technical Manager |
| <b>Test Report S/N:</b><br>1C2205090027-12-R2.BCG | <b>Test Dates:</b><br>5/30/2022 - 9/16/2022   | <b>EUT Type:</b><br>Tablet Device                   | Page 279 of 323                          |

## 7.7.8 Antenna WF5b Radiated Band Edge Measurements (20MHz BW)


§15.407(b.1)(b.2) §15.205 §15.209; RSS-Gen [8.9]; RSS-Gen [8.9]

### RU26

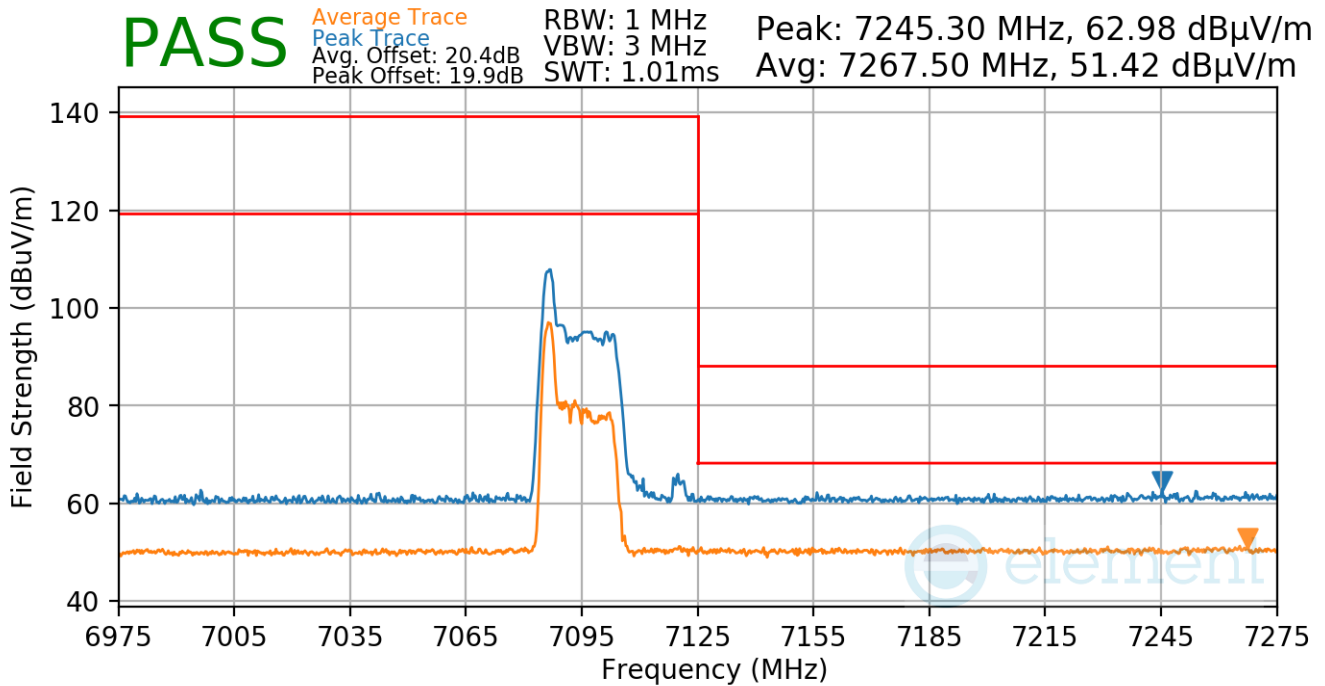
|                           |          |
|---------------------------|----------|
| Worst Case Mode:          | 802.11ax |
| Worst Case Transfer Rate: | MCS11    |
| Distance of Measurements: | 3 Meters |
| Operating Frequency:      | 5955MHz  |
| Channel:                  | 1        |



Plot 7-775. Antenna WF5b Radiated Lower Band Edge (Peak/Average – UNII Band 5 – RU26)

|  |   |                                       |                                   |
|--|---|---------------------------------------|-----------------------------------|
| FCC ID: BCGA2436<br>IC: 579C-A2436         |  | MEASUREMENT REPORT<br>(CERTIFICATION) | Approved by:<br>Technical Manager |
| Test Report S/N:<br>1C2205090027-12-R2.BCG | Test Dates:<br>5/30/2022 - 9/16/2022  | EUT Type:<br>Tablet Device            | Page 280 of 323                   |

Worst Case Mode: 802.11ax  
 Worst Case Transfer Rate: MCS11  
 Distance of Measurements: 3 Meters  
 Operating Frequency: 7095MHz  
 Channel: 229

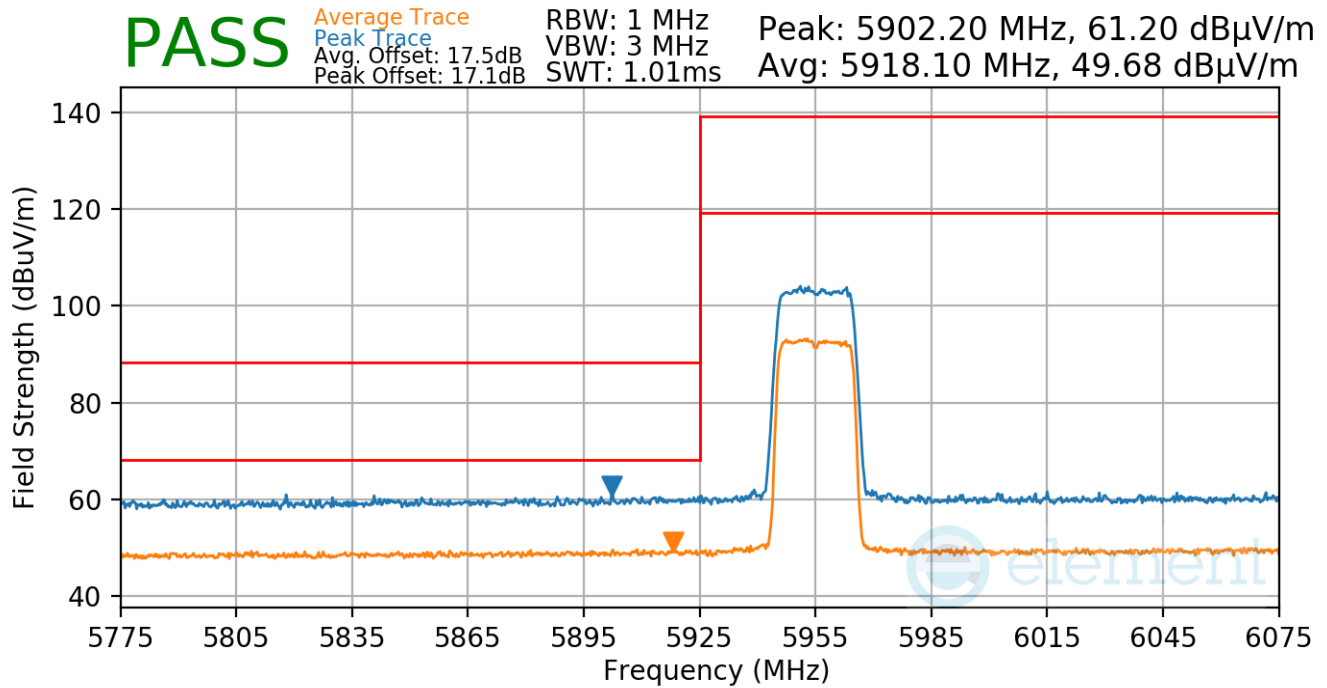


**Plot 7-776. Antenna WF5b Radiated Upper Band Edge (Peak/Average – UNII Band 8 – RU26)**

|   |   |   |  |
|---|---|---|--|
| <b>FCC ID:</b> BCGA2436<br><b>IC:</b> 579C-A2436  |  | <b>MEASUREMENT REPORT</b><br><b>(CERTIFICATION)</b> | <b>Approved by:</b><br>Technical Manager |
| <b>Test Report S/N:</b><br>1C2205090027-12-R2.BCG | <b>Test Dates:</b><br>5/30/2022 - 9/16/2022   | <b>EUT Type:</b><br>Tablet Device                   | Page 281 of 323                          |

## RU242

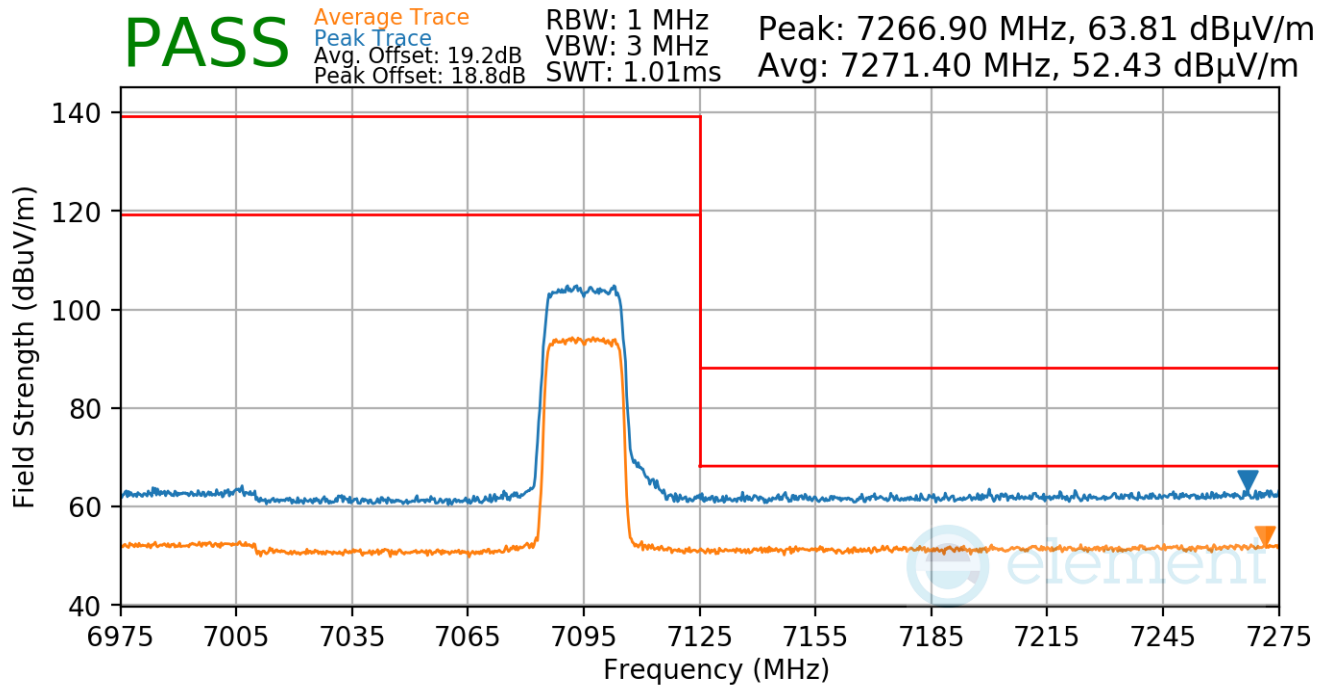
Worst Case Mode: 802.11ax  
 Worst Case Transfer Rate: MCS11  
 Distance of Measurements: 3 Meters  
 Operating Frequency: 5955MHz  
 Channel: 1



Plot 7-777. Antenna WF5b Radiated Lower Band Edge (Peak/Average – UNII Band 5 – RU242)

|   |   |   |  |
|---|---|---|--|
| <b>FCC ID:</b> BCGA2436<br><b>IC:</b> 579C-A2436  |  | <b>MEASUREMENT REPORT</b><br><b>(CERTIFICATION)</b> | <b>Approved by:</b><br>Technical Manager |
| <b>Test Report S/N:</b><br>1C2205090027-12-R2.BCG | <b>Test Dates:</b><br>5/30/2022 - 9/16/2022   | <b>EUT Type:</b><br>Tablet Device                   | Page 282 of 323                          |

Worst Case Mode: 802.11ax  
 Worst Case Transfer Rate: MCS11  
 Distance of Measurements: 3 Meters  
 Operating Frequency: 7095MHz  
 Channel: 229



**Plot 7-778. Antenna WF5b Radiated Upper Band Edge (Peak/Average – UNII Band 8 – RU242)**

|   |   |   |  |
|---|---|---|--|
| <b>FCC ID:</b> BCGA2436<br><b>IC:</b> 579C-A2436  |  | <b>MEASUREMENT REPORT</b><br><b>(CERTIFICATION)</b> | <b>Approved by:</b><br>Technical Manager |
| <b>Test Report S/N:</b><br>1C2205090027-12-R2.BCG | <b>Test Dates:</b><br>5/30/2022 - 9/16/2022   | <b>EUT Type:</b><br>Tablet Device                   | Page 283 of 323                          |

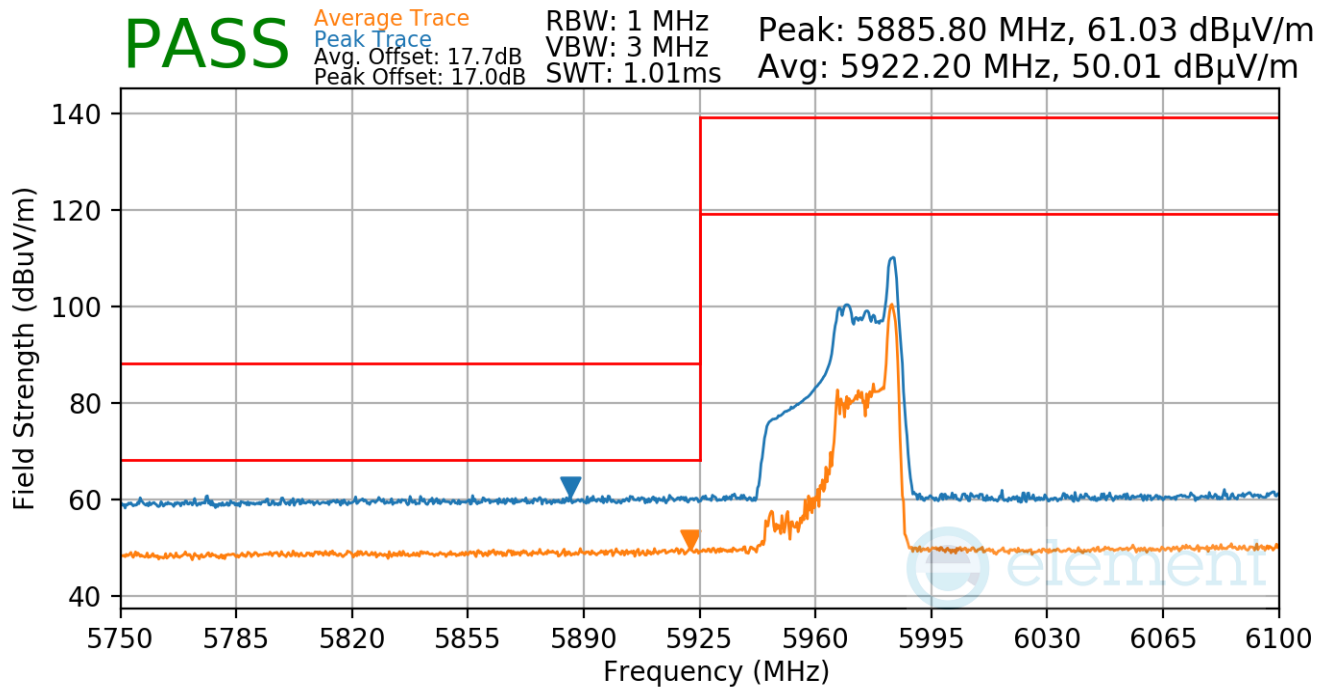


## 7.7.9 Antenna WF5b Radiated Band Edge Measurements (40MHz BW)


§15.407(b.1)(b.2) §15.205 §15.209; RSS-Gen [8.9]

### RU26

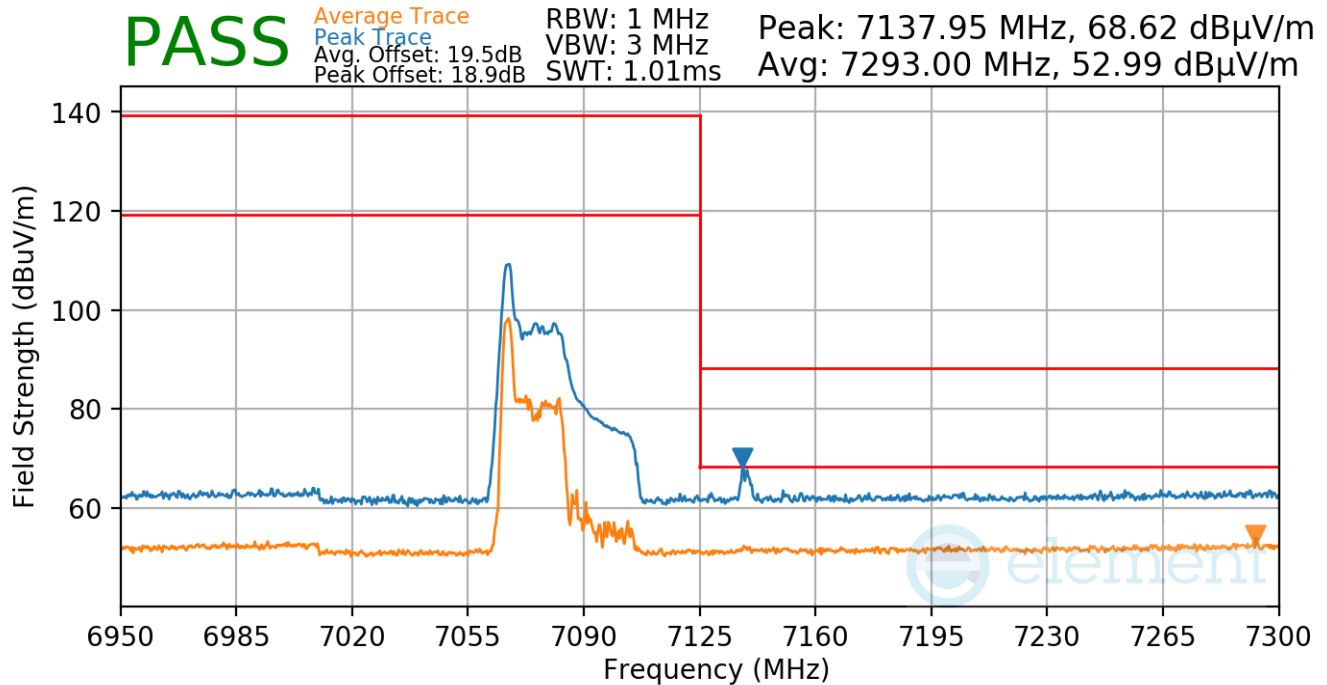
|                           |          |
|---------------------------|----------|
| Worst Case Mode:          | 802.11ax |
| Worst Case Transfer Rate: | MCS11    |
| Distance of Measurements: | 3 Meters |
| Operating Frequency:      | 5965MHz  |
| Channel:                  | 3        |



Plot 7-779. Antenna WF5b Radiated Lower Band Edge (Peak & Average – UNII Band 5 – RU26)

|  |   |                                       |                                   |
|--|---|---------------------------------------|-----------------------------------|
| FCC ID: BCGA2436<br>IC: 579C-A2436         |  | MEASUREMENT REPORT<br>(CERTIFICATION) | Approved by:<br>Technical Manager |
| Test Report S/N:<br>1C2205090027-12-R2.BCG | Test Dates:<br>5/30/2022 - 9/16/2022  | EUT Type:<br>Tablet Device            | Page 284 of 323                   |

Worst Case Mode: 802.11ax  
 Worst Case Transfer Rate: MCS5  
 Distance of Measurements: 3 Meters  
 Operating Frequency: 7085MHz  
 Channel: 227

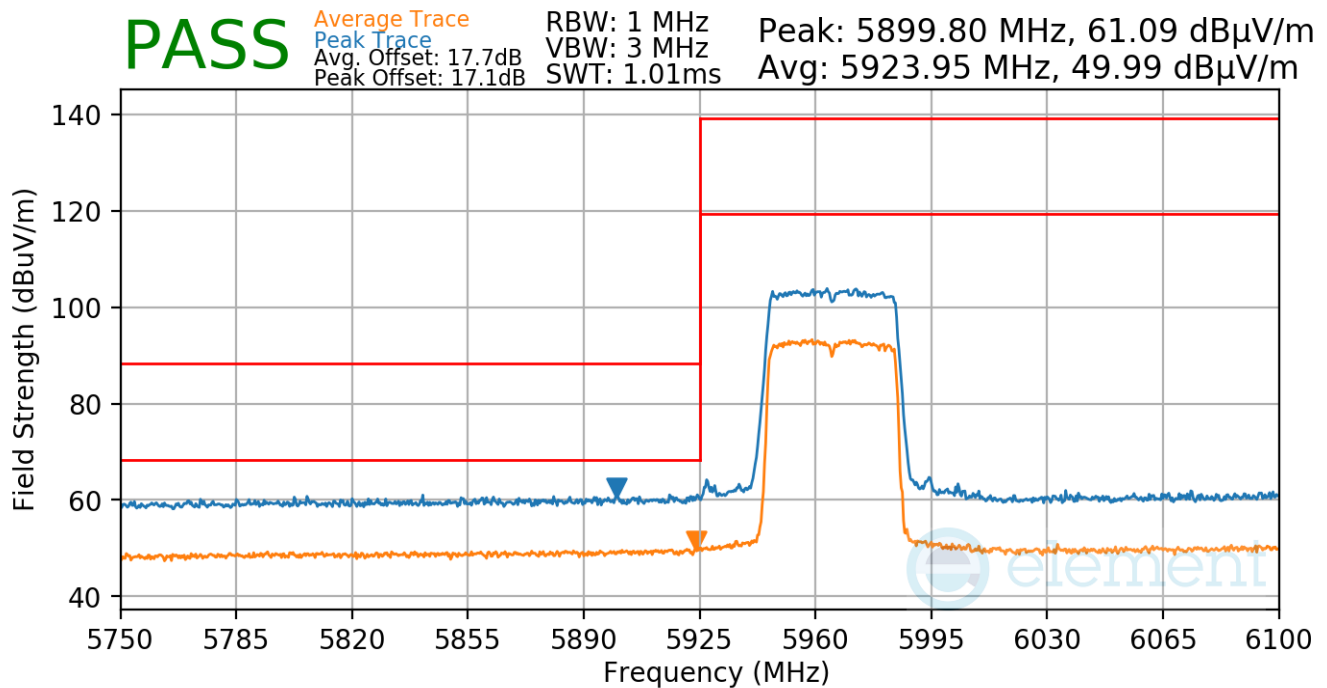


**Plot 7-780. Antenna WF5b Radiated Upper Band Edge (Peak & Average – UNII Band 8 – RU26)**

|   |   |   |  |
|---|---|---|--|
| <b>FCC ID:</b> BCGA2436<br><b>IC:</b> 579C-A2436  |  | <b>MEASUREMENT REPORT</b><br><b>(CERTIFICATION)</b> | <b>Approved by:</b><br>Technical Manager |
| <b>Test Report S/N:</b><br>1C2205090027-12-R2.BCG | <b>Test Dates:</b><br>5/30/2022 - 9/16/2022   | <b>EUT Type:</b><br>Tablet Device                   | Page 285 of 323                          |

## RU484

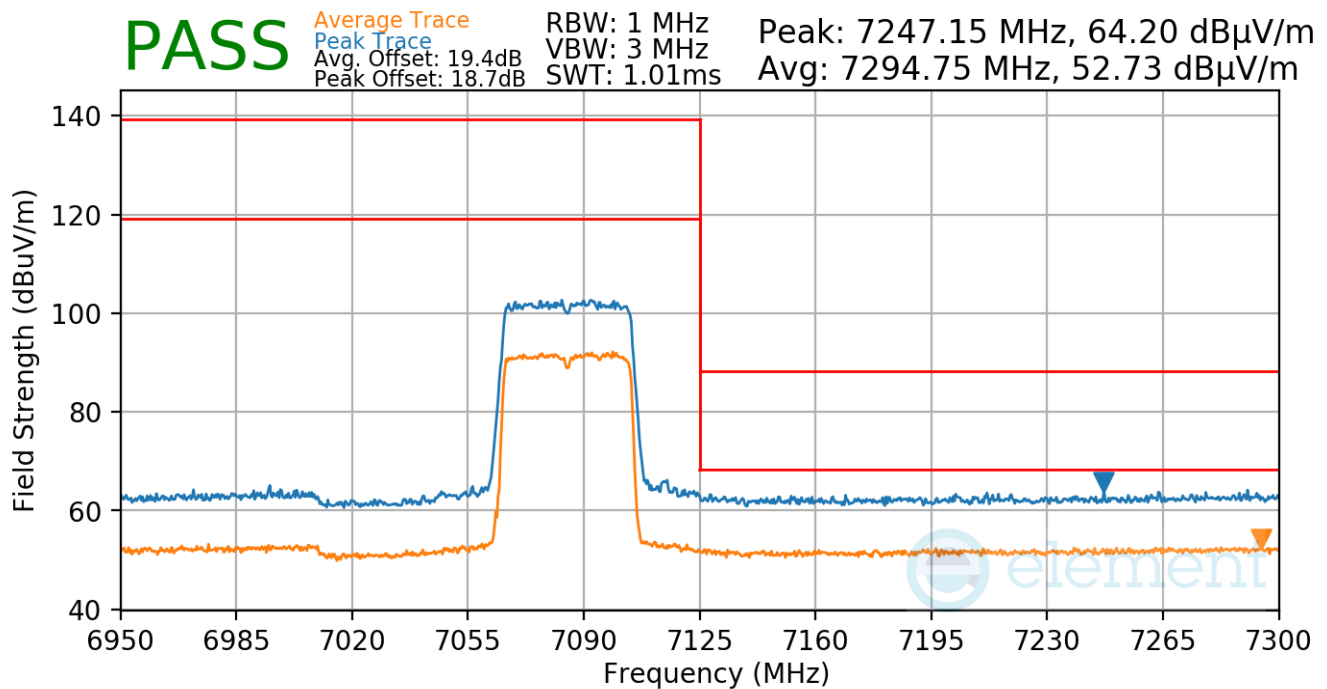
Worst Case Mode: 802.11ax  
 Worst Case Transfer Rate: MCS5  
 Distance of Measurements: 3 Meters  
 Operating Frequency: 5965MHz  
 Channel: 3



**Plot 7-781. Antenna WF5b Radiated Lower Band Edge (Peak & Average – UNII Band 5 – RU484)**

|   |   |   |  |
|---|---|---|--|
| <b>FCC ID:</b> BCGA2436<br><b>IC:</b> 579C-A2436  |  | <b>MEASUREMENT REPORT</b><br><b>(CERTIFICATION)</b> | <b>Approved by:</b><br>Technical Manager |
| <b>Test Report S/N:</b><br>1C2205090027-12-R2.BCG | <b>Test Dates:</b><br>5/30/2022 - 9/16/2022   | <b>EUT Type:</b><br>Tablet Device                   | Page 286 of 323                          |

Worst Case Mode: 802.11ax  
 Worst Case Transfer Rate: MCS5  
 Distance of Measurements: 3 Meters  
 Operating Frequency: 7085MHz  
 Channel: 227



**Plot 7-782. Antenna WF5b Radiated Upper Band Edge (Peak & Average – UNII Band 8 – RU484)**

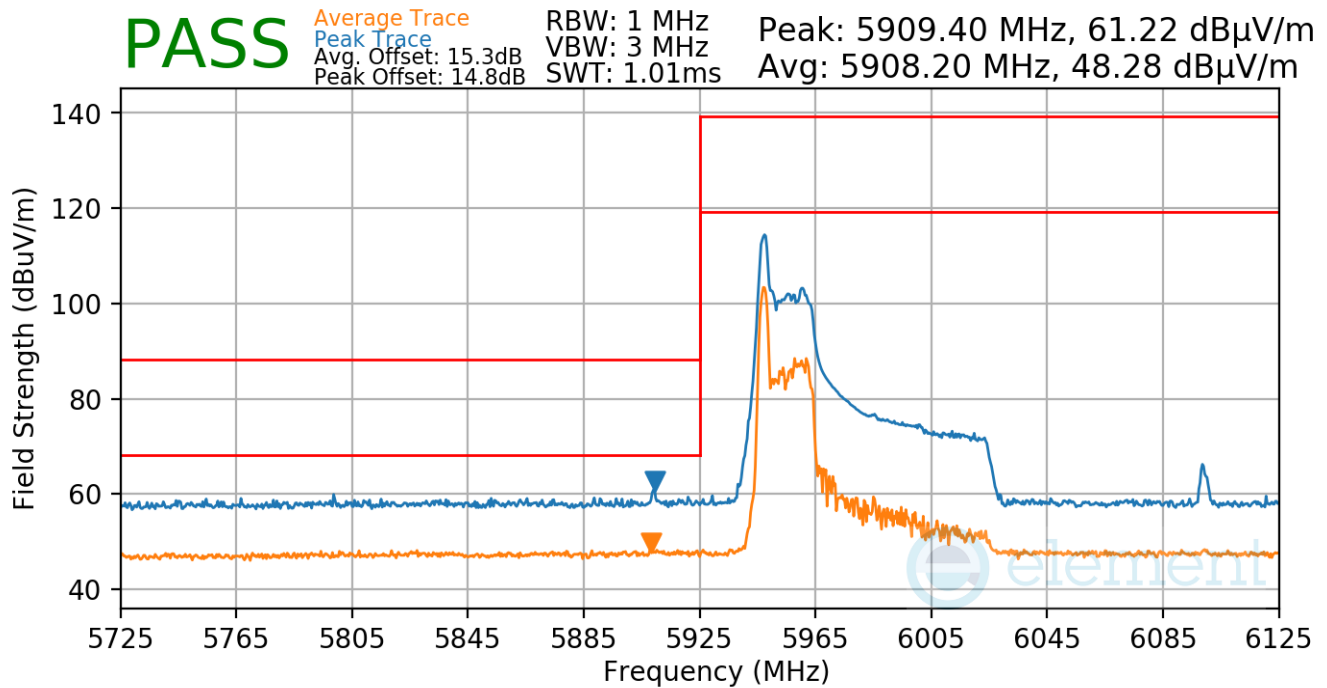
|   |   |   |  |
|---|---|---|--|
| <b>FCC ID:</b> BCGA2436<br><b>IC:</b> 579C-A2436  |  | <b>MEASUREMENT REPORT</b><br><b>(CERTIFICATION)</b> | <b>Approved by:</b><br>Technical Manager |
| <b>Test Report S/N:</b><br>1C2205090027-12-R2.BCG | <b>Test Dates:</b><br>5/30/2022 - 9/16/2022   | <b>EUT Type:</b><br>Tablet Device                   | Page 287 of 323                          |

## 7.7.10 Antenna WF5b Radiated Band Edge Measurements (80MHz BW)

§15.407(b.1)(b.2) §15.205 §15.209; RSS-Gen [8.9]

### RU26

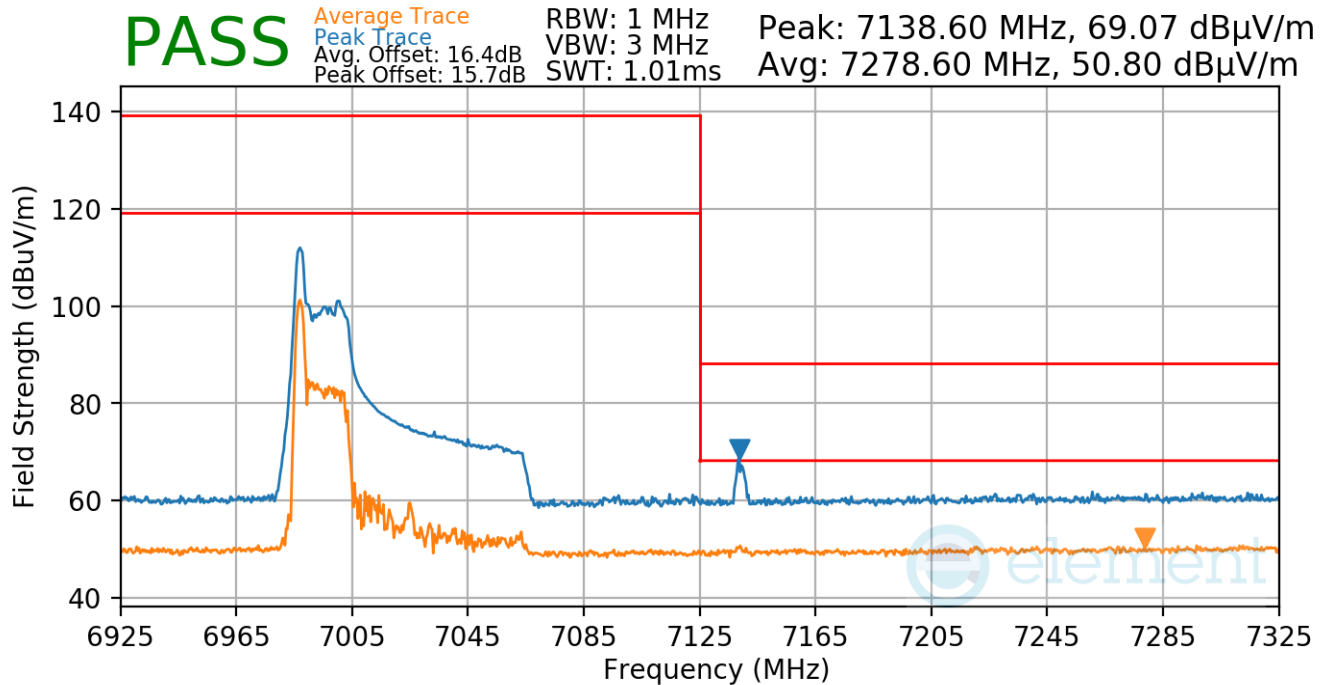
|                           |          |
|---------------------------|----------|
| Worst Case Mode:          | 802.11ax |
| Worst Case Transfer Rate: | MCS11    |
| Distance of Measurements: | 3 Meters |
| Operating Frequency:      | 5985MHz  |
| Channel:                  | 7        |




Plot 7-783. Antenna WF5b Radiated Lower Band Edge (Peak & Average – UNII Band 5 – RU26)

|  |   |                                       |                                   |
|--|---|---------------------------------------|-----------------------------------|
| FCC ID: BCGA2436<br>IC: 579C-A2436         |  | MEASUREMENT REPORT<br>(CERTIFICATION) | Approved by:<br>Technical Manager |
| Test Report S/N:<br>1C2205090027-12-R2.BCG | Test Dates:<br>5/30/2022 - 9/16/2022  | EUT Type:<br>Tablet Device            | Page 288 of 323                   |

Worst Case Mode: 802.11ax  
 Worst Case Transfer Rate: MCS11  
 Distance of Measurements: 3 Meters  
 Operating Frequency: 7025MHz  
 Channel: 215

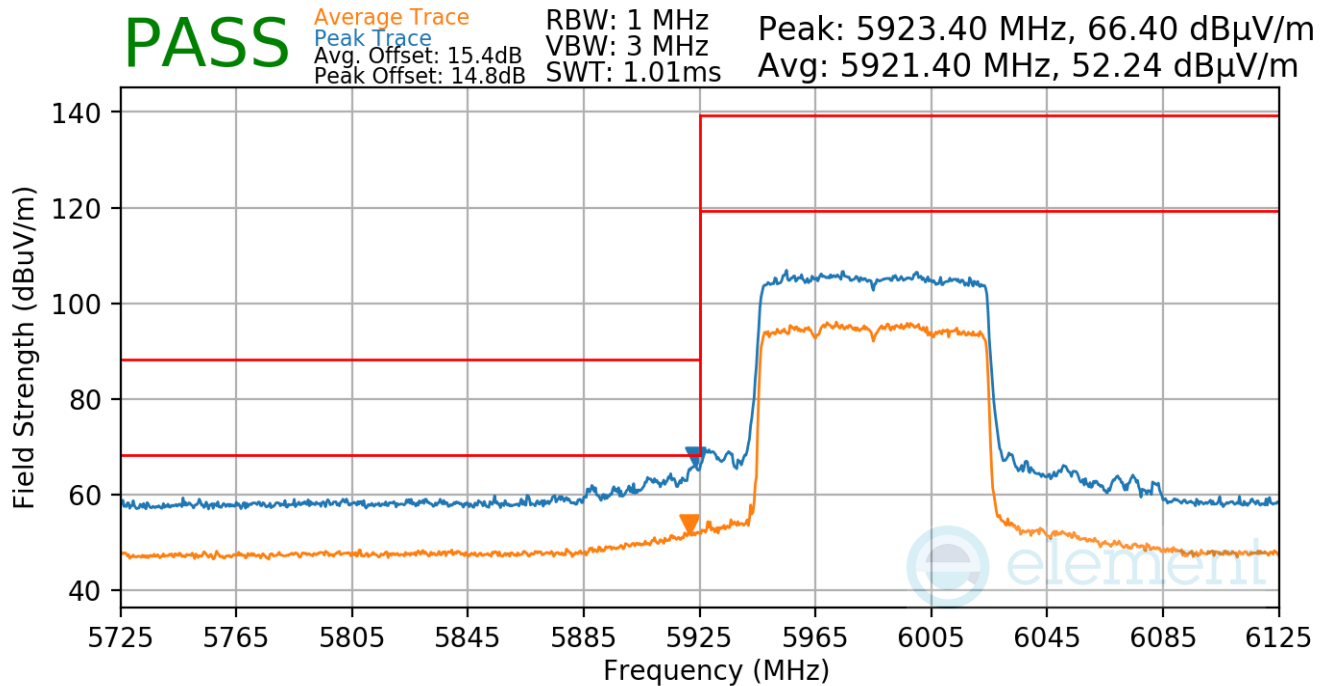


**Plot 7-784. Antenna WF5b Radiated Upper Band Edge (Peak & Average – UNII Band 8 – RU26)**

|   |   |   |  |
|---|---|---|--|
| <b>FCC ID:</b> BCGA2436<br><b>IC:</b> 579C-A2436  |  | <b>MEASUREMENT REPORT</b><br><b>(CERTIFICATION)</b> | <b>Approved by:</b><br>Technical Manager |
| <b>Test Report S/N:</b><br>1C2205090027-12-R2.BCG | <b>Test Dates:</b><br>5/30/2022 - 9/16/2022   | <b>EUT Type:</b><br>Tablet Device                   | Page 289 of 323                          |

## RU996

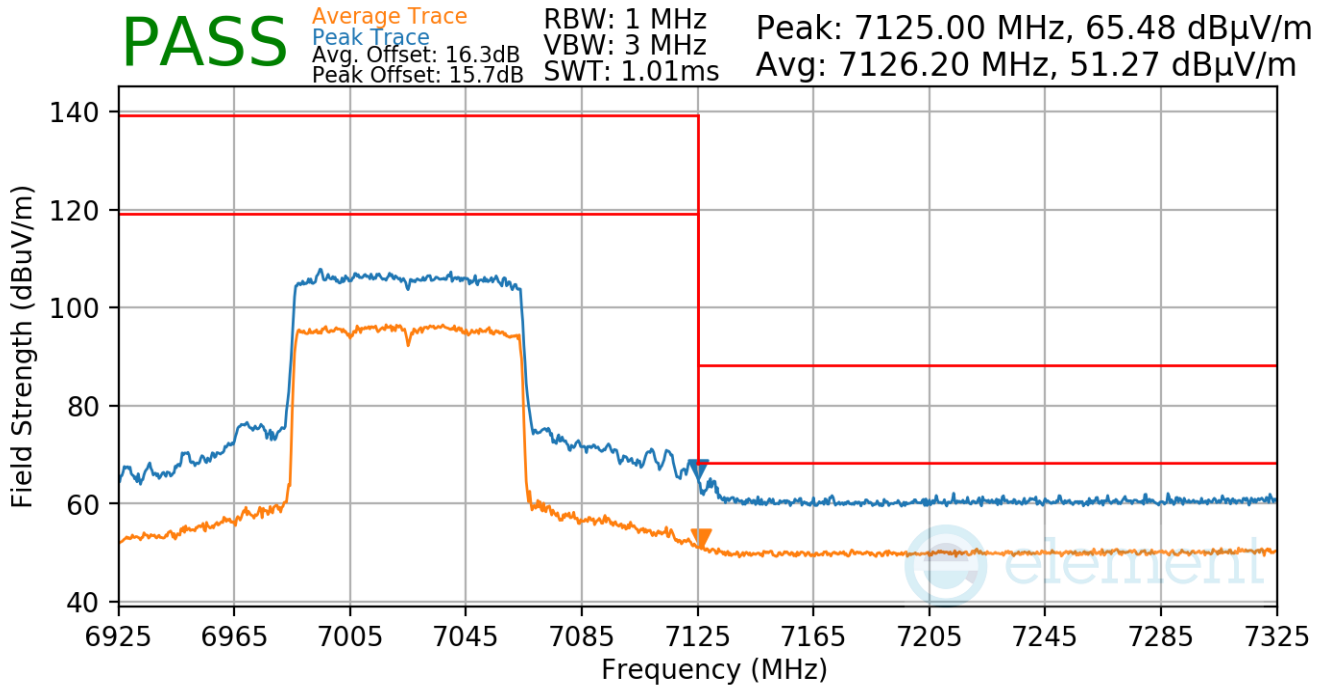
Worst Case Mode: 802.11ax  
 Worst Case Transfer Rate: MCS11  
 Distance of Measurements: 3 Meters  
 Operating Frequency: 5985MHz  
 Channel: 7



**Plot 7-785. Antenna WF5b Radiated Lower Band Edge (Peak & Average – UNII Band 5 – RU996)**

|   |   |   |  |
|---|---|---|--|
| <b>FCC ID:</b> BCGA2436<br><b>IC:</b> 579C-A2436  |  | <b>MEASUREMENT REPORT</b><br><b>(CERTIFICATION)</b> | <b>Approved by:</b><br>Technical Manager |
| <b>Test Report S/N:</b><br>1C2205090027-12-R2.BCG | <b>Test Dates:</b><br>5/30/2022 - 9/16/2022   | <b>EUT Type:</b><br>Tablet Device                   | Page 290 of 323                          |

Worst Case Mode: 802.11ax  
 Worst Case Transfer Rate: MCS11  
 Distance of Measurements: 3 Meters  
 Operating Frequency: 7025MHz  
 Channel: 215



**Plot 7-786. Antenna WF5b Radiated Upper Band Edge (Peak & Average – UNII Band 8 – RU996)**

|   |   |   |  |
|---|---|---|--|
| <b>FCC ID:</b> BCGA2436<br><b>IC:</b> 579C-A2436  |  | <b>MEASUREMENT REPORT</b><br><b>(CERTIFICATION)</b> | <b>Approved by:</b><br>Technical Manager |
| <b>Test Report S/N:</b><br>1C2205090027-12-R2.BCG | <b>Test Dates:</b><br>5/30/2022 - 9/16/2022   | <b>EUT Type:</b><br>Tablet Device                   | Page 291 of 323                          |

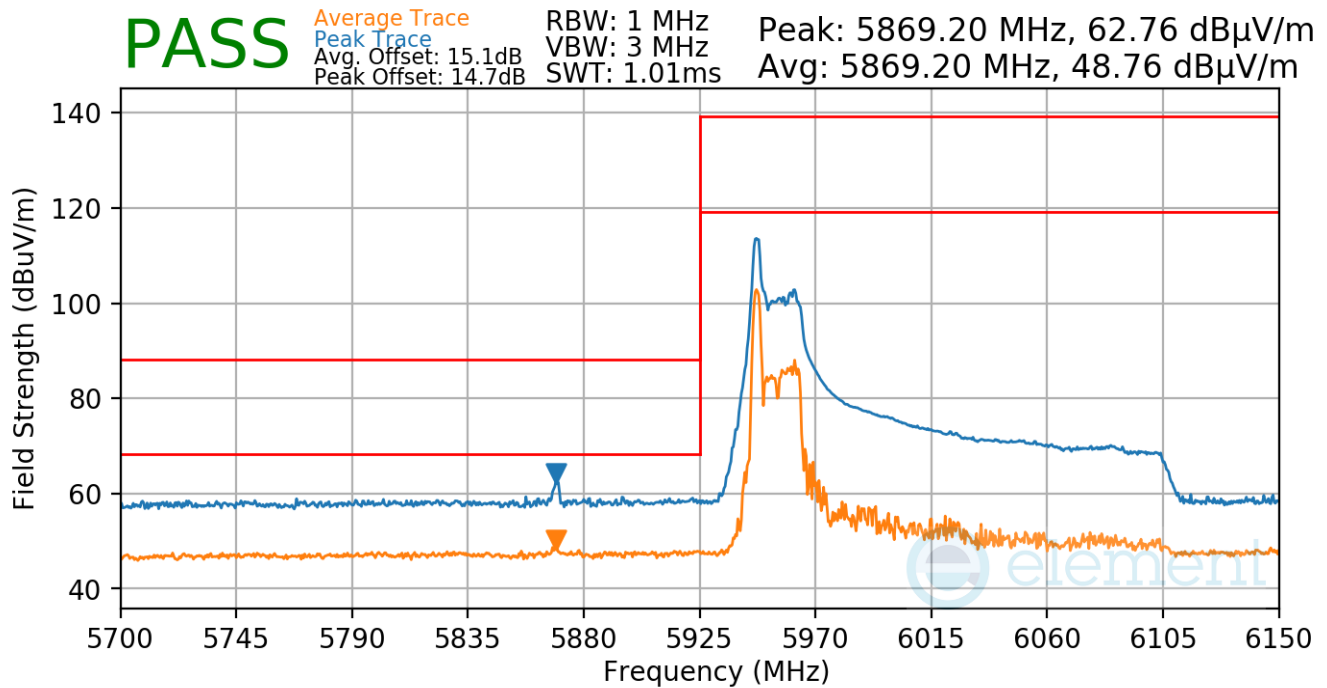


## 7.7.11 Antenna WF5b Radiated Band Edge Measurements (160MHz BW)


§15.407(b.1)(b.2) §15.205 §15.209; RSS-Gen [8.9]

### RU26

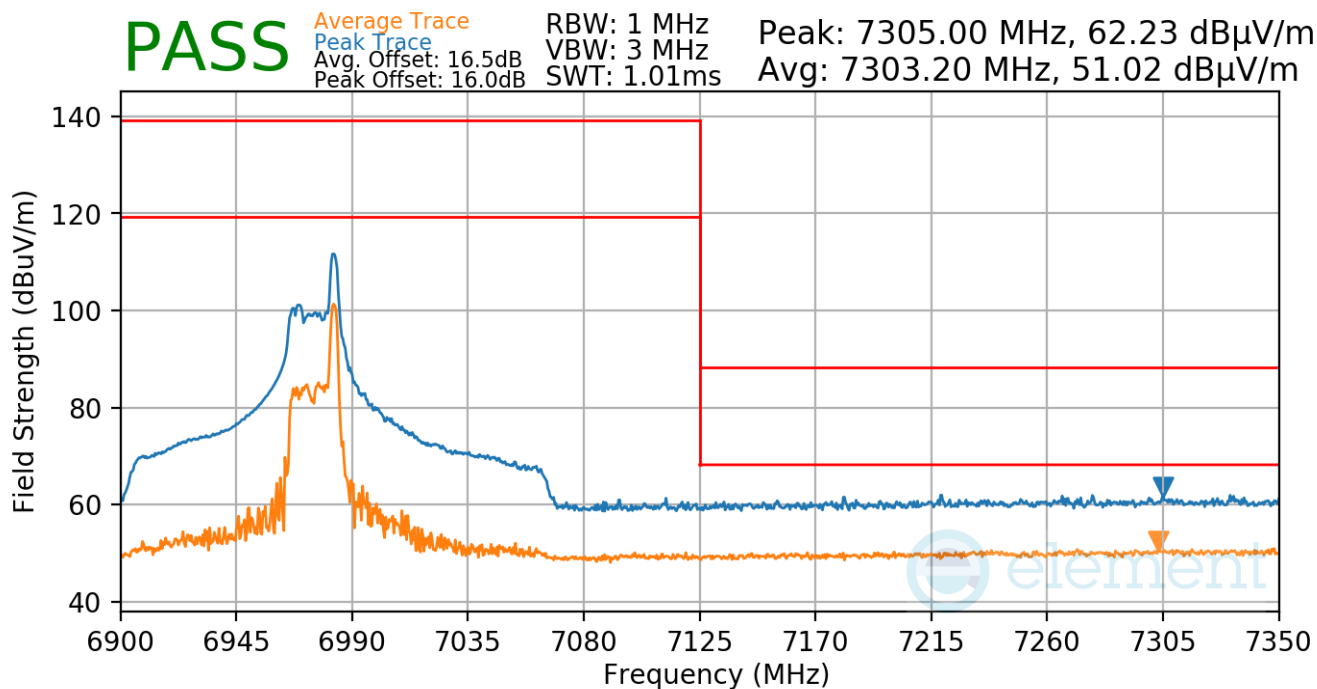
|                           |          |
|---------------------------|----------|
| Worst Case Mode:          | 802.11ax |
| Worst Case Transfer Rate: | MCS11    |
| Distance of Measurements: | 3 Meters |
| Operating Frequency:      | 6025MHz  |
| Channel:                  | 15       |




Plot 7-787. Antenna WF5b Radiated Lower Band Edge (Peak & Average – UNII Band 5 – RU26)

|  |   |                                       |                                   |
|--|---|---------------------------------------|-----------------------------------|
| FCC ID: BCGA2436<br>IC: 579C-A2436         |  | MEASUREMENT REPORT<br>(CERTIFICATION) | Approved by:<br>Technical Manager |
| Test Report S/N:<br>1C2205090027-12-R2.BCG | Test Dates:<br>5/30/2022 - 9/16/2022  | EUT Type:<br>Tablet Device            | Page 292 of 323                   |

Worst Case Mode: 802.11ax  
 Worst Case Transfer Rate: MCS11  
 Distance of Measurements: 3 Meters  
 Operating Frequency: 6985MHz  
 Channel: 207

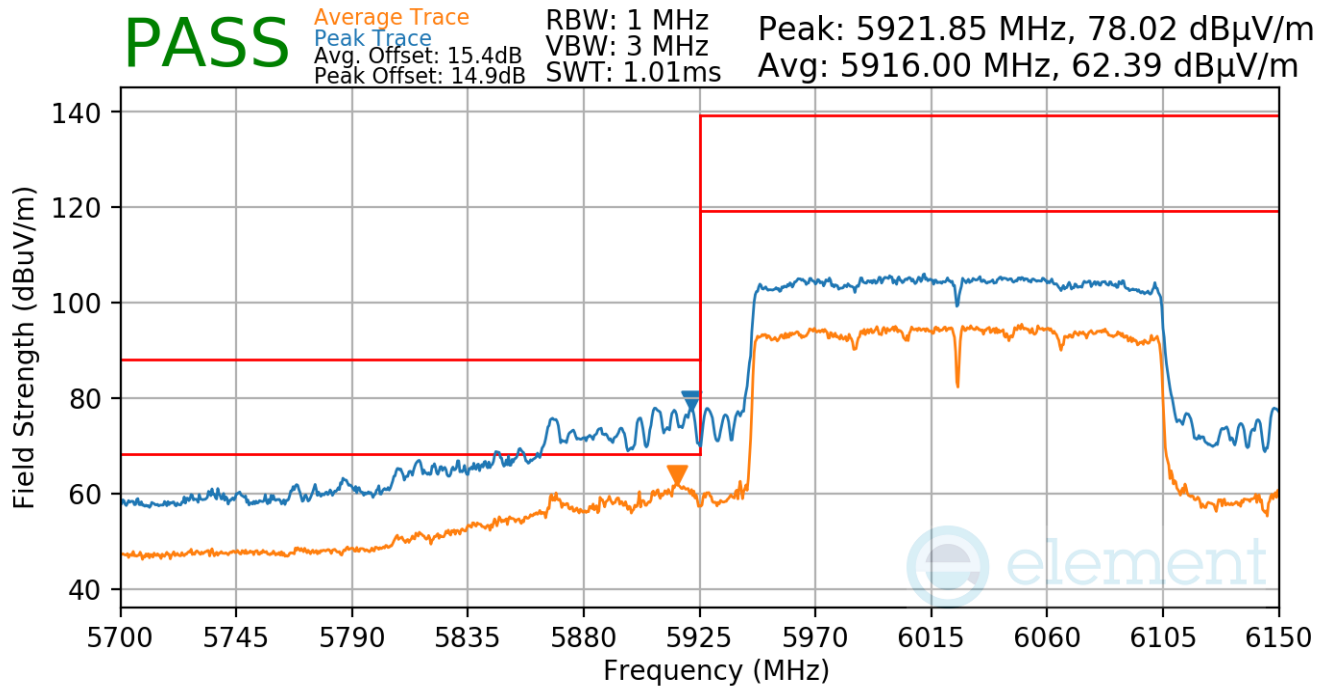


**Plot 7-788. Antenna WF5b Radiated Upper Band Edge (Peak & Average – UNII Band 8 – RU26)**

|   |   |   |  |
|---|---|---|--|
| <b>FCC ID:</b> BCGA2436<br><b>IC:</b> 579C-A2436  |  | <b>MEASUREMENT REPORT</b><br><b>(CERTIFICATION)</b> | <b>Approved by:</b><br>Technical Manager |
| <b>Test Report S/N:</b><br>1C2205090027-12-R2.BCG | <b>Test Dates:</b><br>5/30/2022 - 9/16/2022   | <b>EUT Type:</b><br>Tablet Device                   | Page 293 of 323                          |

## RU996x2

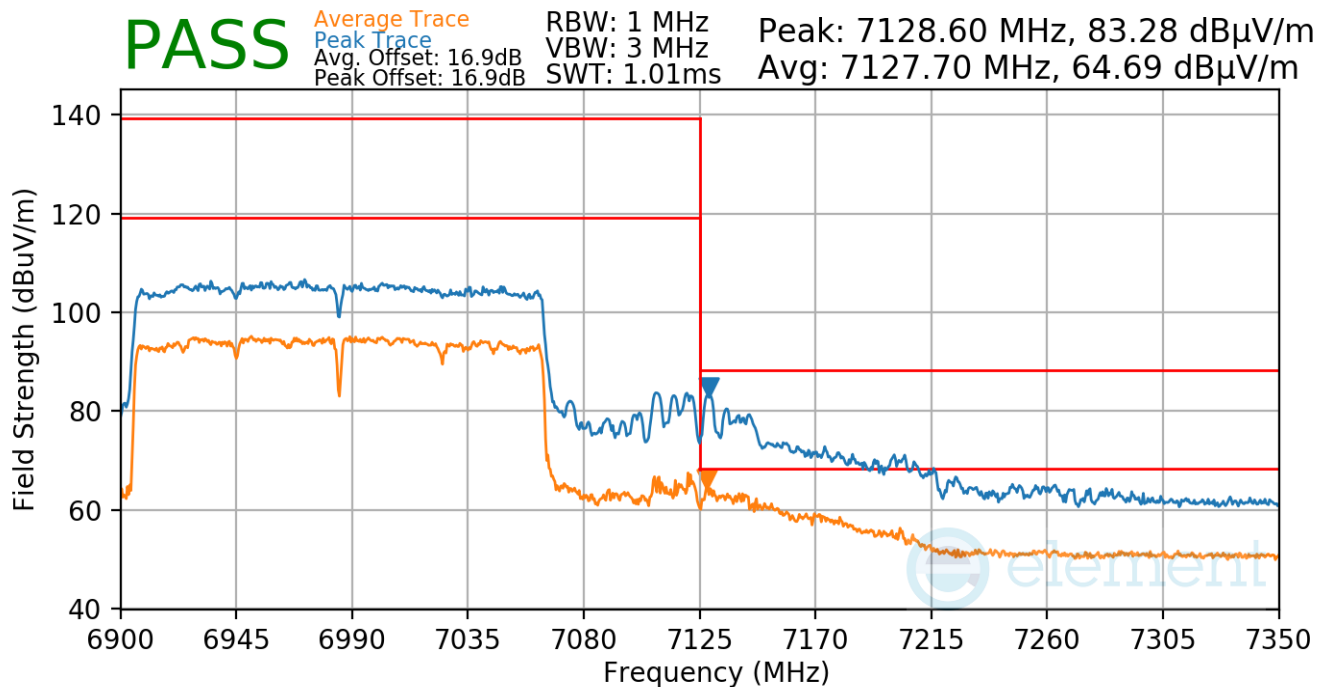
|                           |          |
|---------------------------|----------|
| Worst Case Mode:          | 802.11ax |
| Worst Case Transfer Rate: | MCS11    |
| Distance of Measurements: | 3 Meters |
| Operating Frequency:      | 6025MHz  |
| Channel:                  | 15       |




Plot 7-789. Antenna WF5b Radiated Lower Band Edge (Peak & Average – UNII Band 5 – RU996x2)

|  |   |                                       |                                   |
|--|---|---------------------------------------|-----------------------------------|
| FCC ID: BCGA2436<br>IC: 579C-A2436         |  | MEASUREMENT REPORT<br>(CERTIFICATION) | Approved by:<br>Technical Manager |
| Test Report S/N:<br>1C2205090027-12-R2.BCG | Test Dates:<br>5/30/2022 - 9/16/2022  | EUT Type:<br>Tablet Device            | Page 294 of 323                   |

Worst Case Mode: 802.11ax  
Worst Case Transfer Rate: MCS11  
Distance of Measurements: 3 Meters  
Operating Frequency: 6985MHz  
Channel: 207



**Plot 7-790. Antenna WF5b Radiated Upper Band Edge (Peak & Average – UNII Band 8 – RU996x2)**

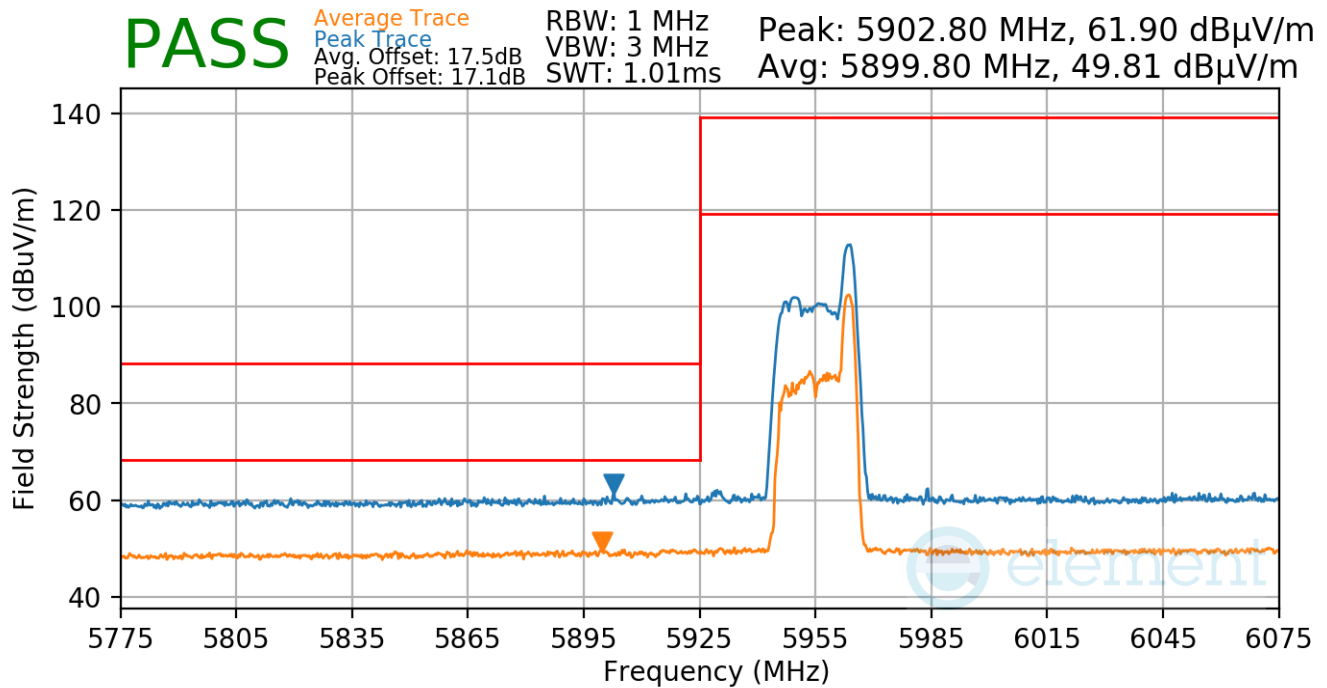
|  |   |                                       |                                   |
|--|---|---------------------------------------|-----------------------------------|
| FCC ID: BCGA2436<br>IC: 579C-A2436         |  | MEASUREMENT REPORT<br>(CERTIFICATION) | Approved by:<br>Technical Manager |
| Test Report S/N:<br>1C2205090027-12-R2.BCG | Test Dates:<br>5/30/2022 - 9/16/2022  | EUT Type:<br>Tablet Device            | Page 295 of 323                   |

## 7.7.12 SDM Radiated Band Edge Measurements (20MHz BW)

§15.407(b.1)(b.2) §15.205 §15.209; RSS-Gen [8.9]; RSS-Gen [8.9]

### RU26

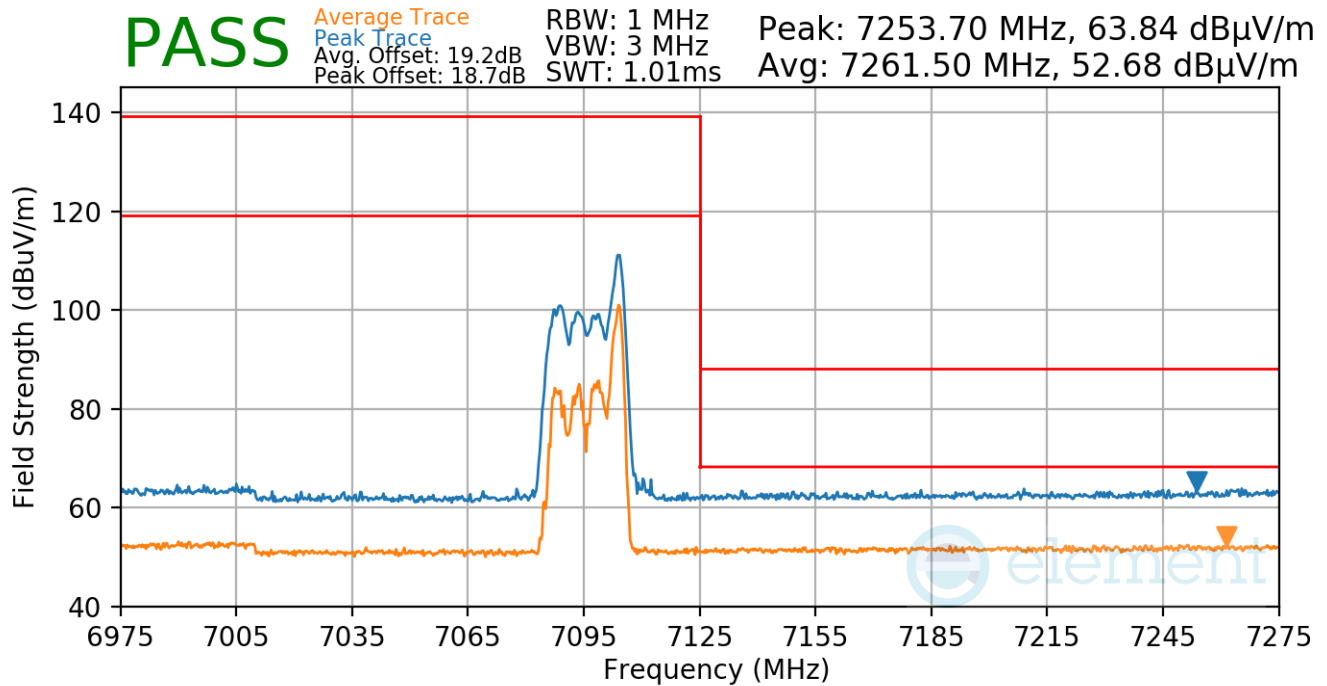
|                           |          |
|---------------------------|----------|
| Worst Case Mode:          | 802.11ax |
| Worst Case Transfer Rate: | MCS11    |
| Distance of Measurements: | 3 Meters |
| Operating Frequency:      | 5955MHz  |
| Channel:                  | 1        |




Plot 7-791. SDM Radiated Lower Band Edge (Peak/Average – UNII Band 5 – RU26)

|  |   |                                       |                                   |
|--|---|---------------------------------------|-----------------------------------|
| FCC ID: BCGA2436<br>IC: 579C-A2436         |  | MEASUREMENT REPORT<br>(CERTIFICATION) | Approved by:<br>Technical Manager |
| Test Report S/N:<br>1C2205090027-12-R2.BCG | Test Dates:<br>5/30/2022 - 9/16/2022  | EUT Type:<br>Tablet Device            | Page 296 of 323                   |

Worst Case Mode: 802.11ax  
 Worst Case Transfer Rate: MCS11  
 Distance of Measurements: 3 Meters  
 Operating Frequency: 7095MHz  
 Channel: 229

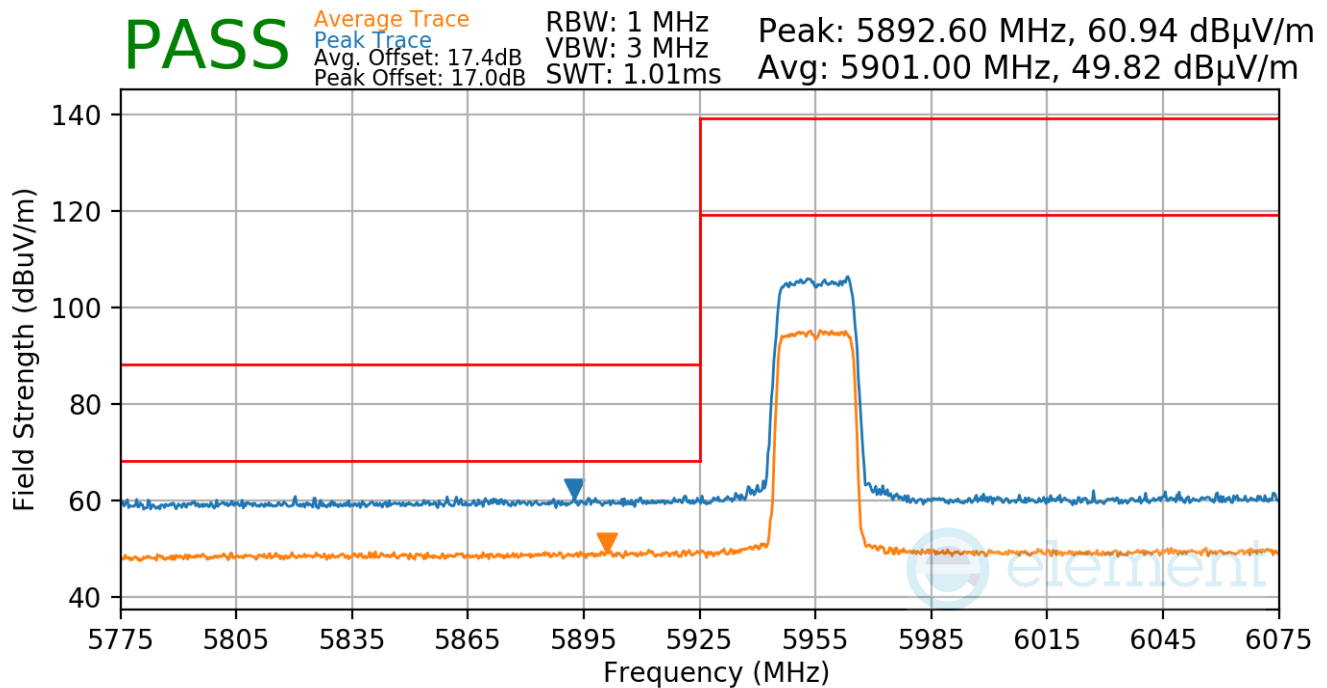


**Plot 7-792. SDM Radiated Upper Band Edge (Peak/Average – UNII Band 8 – RU26)**

|   |   |                                   |  |
|---|---|-----------------------------------|--|
| <b>FCC ID:</b> BCGA2436<br><b>IC:</b> 579C-A2436  |  <b>MEASUREMENT REPORT<br/>(CERTIFICATION)</b> |                                   | <b>Approved by:</b><br>Technical Manager |
| <b>Test Report S/N:</b><br>1C2205090027-12-R2.BCG | <b>Test Dates:</b><br>5/30/2022 - 9/16/2022   | <b>EUT Type:</b><br>Tablet Device | Page 297 of 323                          |

## RU242

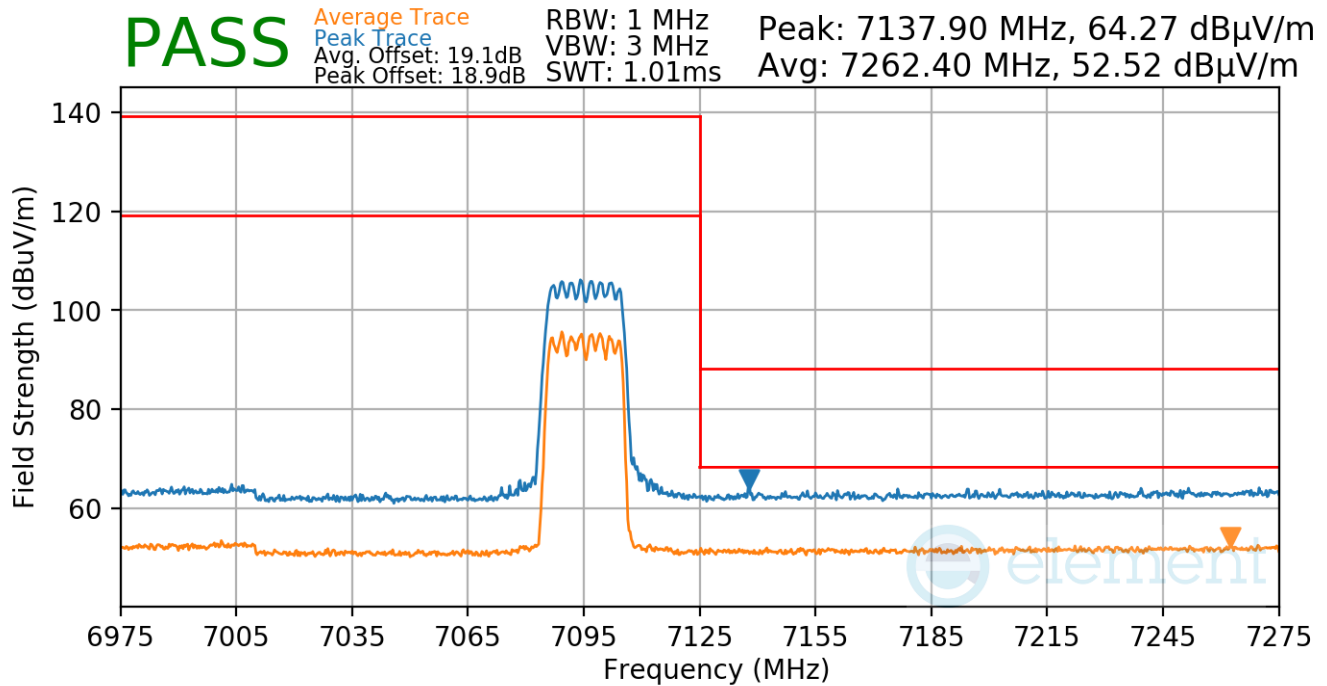
Worst Case Mode: 802.11ax  
 Worst Case Transfer Rate: MCS11  
 Distance of Measurements: 3 Meters  
 Operating Frequency: 5955MHz  
 Channel: 1



Plot 7-793. SDM Radiated Lower Band Edge (Peak/Average – UNII Band 5 – RU242)

|   |   |   |  |
|---|---|---|--|
| <b>FCC ID:</b> BCGA2436<br><b>IC:</b> 579C-A2436  |  | <b>MEASUREMENT REPORT</b><br><b>(CERTIFICATION)</b> | <b>Approved by:</b><br>Technical Manager |
| <b>Test Report S/N:</b><br>1C2205090027-12-R2.BCG | <b>Test Dates:</b><br>5/30/2022 - 9/16/2022   | <b>EUT Type:</b><br>Tablet Device                   | Page 298 of 323                          |

Worst Case Mode: 802.11ax  
 Worst Case Transfer Rate: MCS11  
 Distance of Measurements: 3 Meters  
 Operating Frequency: 7095MHz  
 Channel: 229



**Plot 7-794. SDM Radiated Upper Band Edge (Peak/Average – UNII Band 8 – RU242)**

|   |   |   |  |
|---|---|---|--|
| <b>FCC ID:</b> BCGA2436<br><b>IC:</b> 579C-A2436  |  | <b>MEASUREMENT REPORT</b><br><b>(CERTIFICATION)</b> | <b>Approved by:</b><br>Technical Manager |
| <b>Test Report S/N:</b><br>1C2205090027-12-R2.BCG | <b>Test Dates:</b><br>5/30/2022 - 9/16/2022   | <b>EUT Type:</b><br>Tablet Device                   | Page 299 of 323                          |

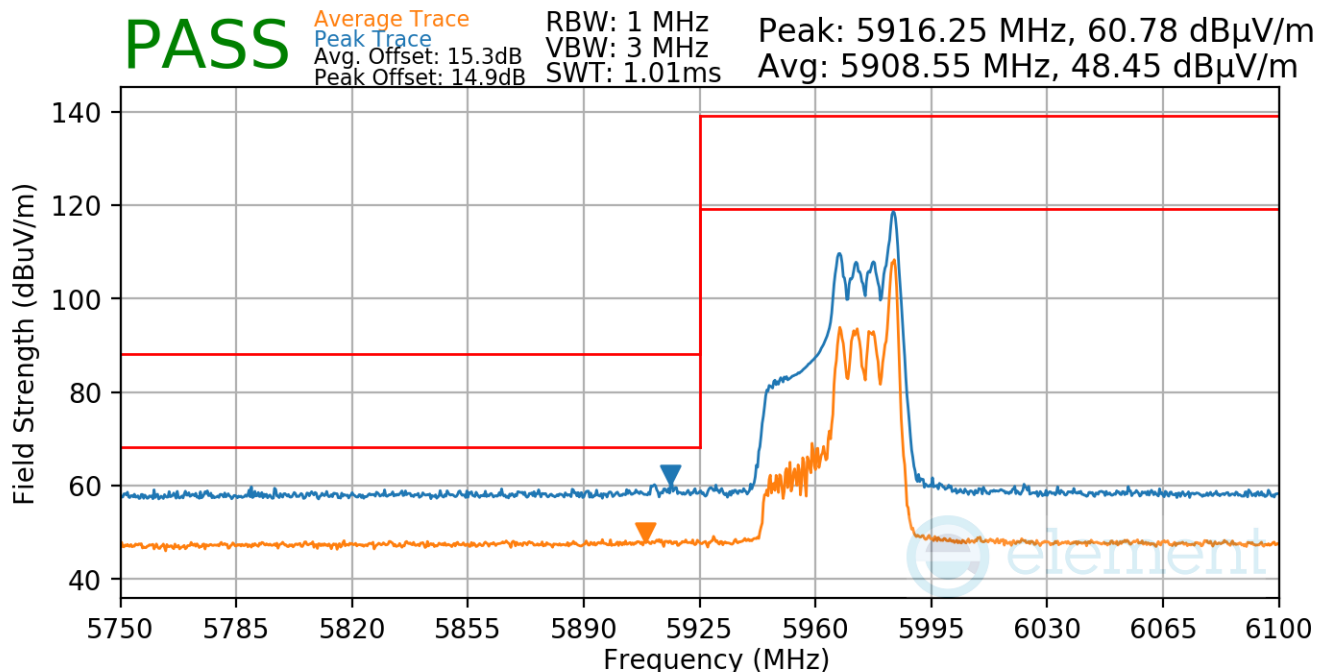


### 7.7.13 SDM Radiated Band Edge Measurements (40MHz BW)


§15.407(b.1)(b.2) §15.205 §15.209; RSS-Gen [8.9]

#### RU26

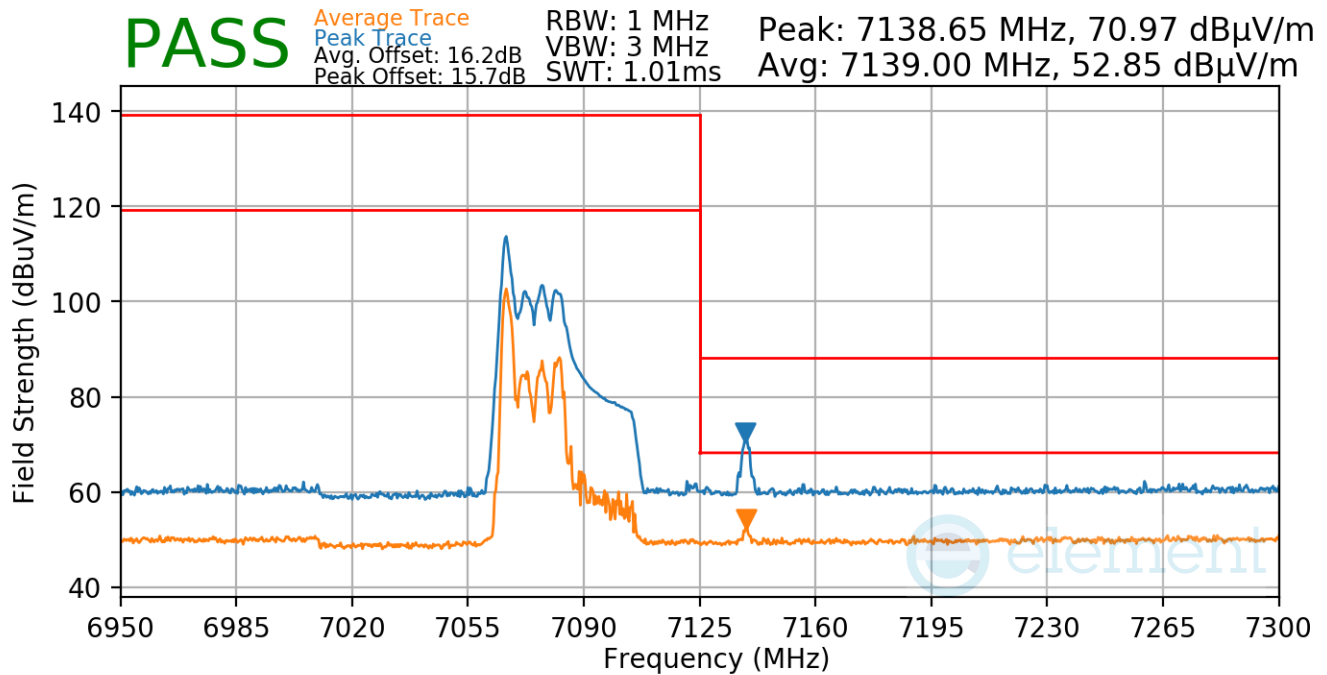
|                           |          |
|---------------------------|----------|
| Worst Case Mode:          | 802.11ax |
| Worst Case Transfer Rate: | MCS11    |
| Distance of Measurements: | 3 Meters |
| Operating Frequency:      | 5965MHz  |
| Channel:                  | 3        |



Plot 7-795. SDM Radiated Lower Band Edge (Peak & Average – UNII Band 5 – RU26)

|  |   |                                       |                                   |
|--|---|---------------------------------------|-----------------------------------|
| FCC ID: BCGA2436<br>IC: 579C-A2436         |  | MEASUREMENT REPORT<br>(CERTIFICATION) | Approved by:<br>Technical Manager |
| Test Report S/N:<br>1C2205090027-12-R2.BCG | Test Dates:<br>5/30/2022 - 9/16/2022  | EUT Type:<br>Tablet Device            | Page 300 of 323                   |

Worst Case Mode: 802.11ax  
 Worst Case Transfer Rate: MCS11  
 Distance of Measurements: 3 Meters  
 Operating Frequency: 7085MHz  
 Channel: 227

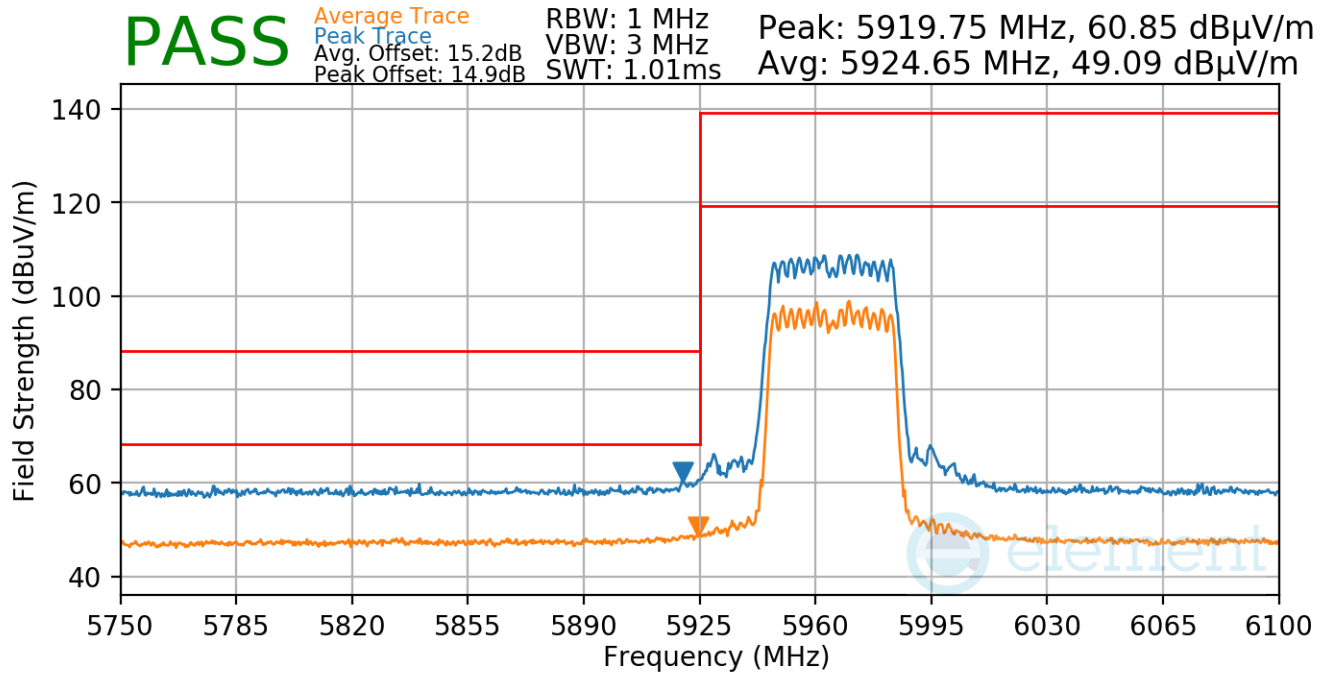


**Plot 7-796. SDM Radiated Upper Band Edge (Peak & Average – UNII Band 8 – RU26)**

|   |   |   |  |
|---|---|---|--|
| <b>FCC ID:</b> BCGA2436<br><b>IC:</b> 579C-A2436  |  | <b>MEASUREMENT REPORT</b><br><b>(CERTIFICATION)</b> | <b>Approved by:</b><br>Technical Manager |
| <b>Test Report S/N:</b><br>1C2205090027-12-R2.BCG | <b>Test Dates:</b><br>5/30/2022 - 9/16/2022   | <b>EUT Type:</b><br>Tablet Device                   | Page 301 of 323                          |

## RU484

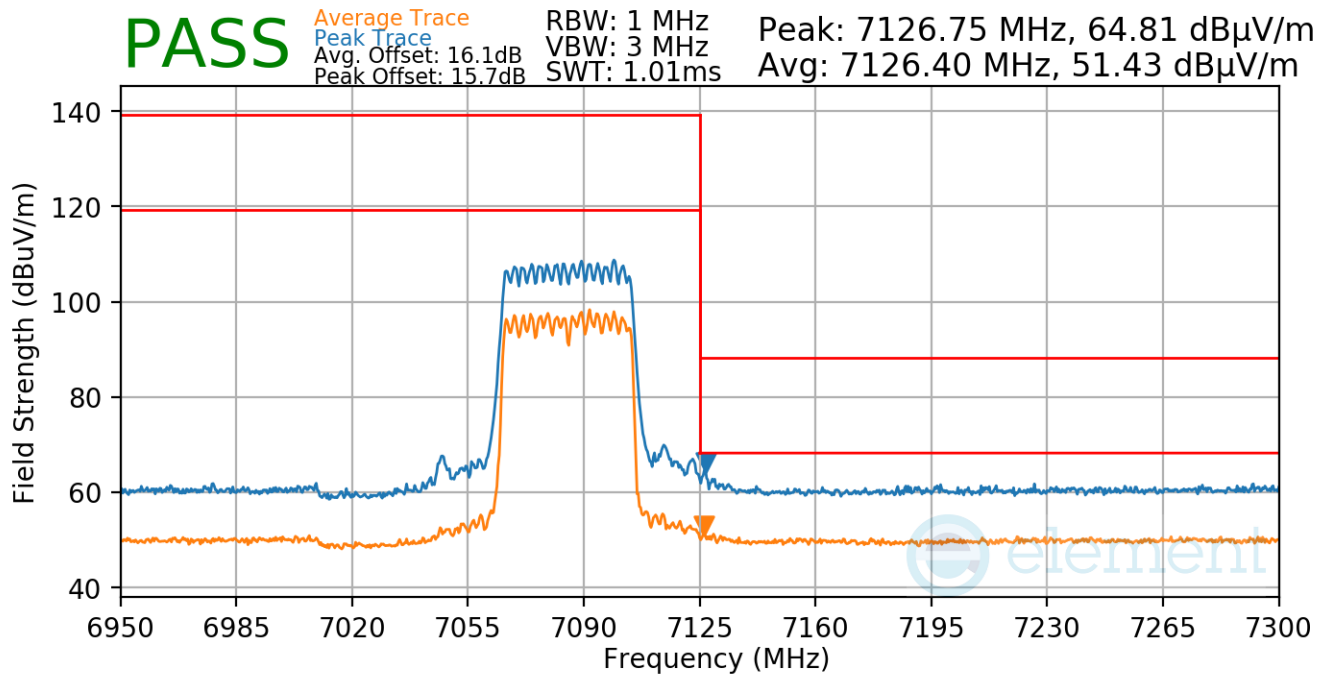
Worst Case Mode: 802.11ax  
 Worst Case Transfer Rate: MCS11  
 Distance of Measurements: 3 Meters  
 Operating Frequency: 5965MHz  
 Channel: 3



**Plot 7-797. SDM Radiated Lower Band Edge (Peak & Average – UNII Band 5 – RU484)**

|   |   |   |  |
|---|---|---|--|
| <b>FCC ID:</b> BCGA2436<br><b>IC:</b> 579C-A2436  |  | <b>MEASUREMENT REPORT</b><br><b>(CERTIFICATION)</b> | <b>Approved by:</b><br>Technical Manager |
| <b>Test Report S/N:</b><br>1C2205090027-12-R2.BCG | <b>Test Dates:</b><br>5/30/2022 - 9/16/2022   | <b>EUT Type:</b><br>Tablet Device                   | Page 302 of 323                          |

Worst Case Mode: 802.11ax  
 Worst Case Transfer Rate: MCS11  
 Distance of Measurements: 3 Meters  
 Operating Frequency: 7085MHz  
 Channel: 227



**Plot 7-798. SDM Radiated Upper Band Edge (Peak & Average – UNII Band 8 – RU484)**

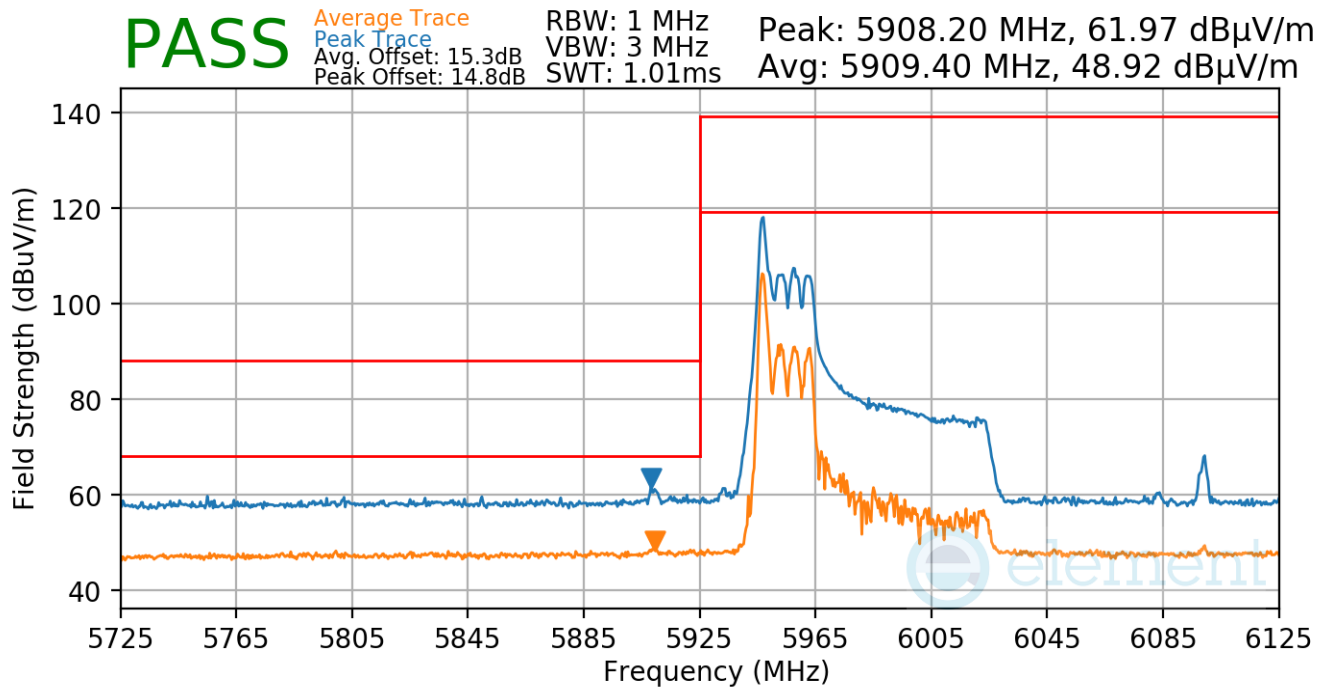
|   |   |   |  |
|---|---|---|--|
| <b>FCC ID:</b> BCGA2436<br><b>IC:</b> 579C-A2436  |  | <b>MEASUREMENT REPORT</b><br><b>(CERTIFICATION)</b> | <b>Approved by:</b><br>Technical Manager |
| <b>Test Report S/N:</b><br>1C2205090027-12-R2.BCG | <b>Test Dates:</b><br>5/30/2022 - 9/16/2022   | <b>EUT Type:</b><br>Tablet Device                   | Page 303 of 323                          |

## 7.7.14 SDM Radiated Band Edge Measurements (80MHz BW)

§15.407(b.1)(b.2) §15.205 §15.209; RSS-Gen [8.9]

### RU26

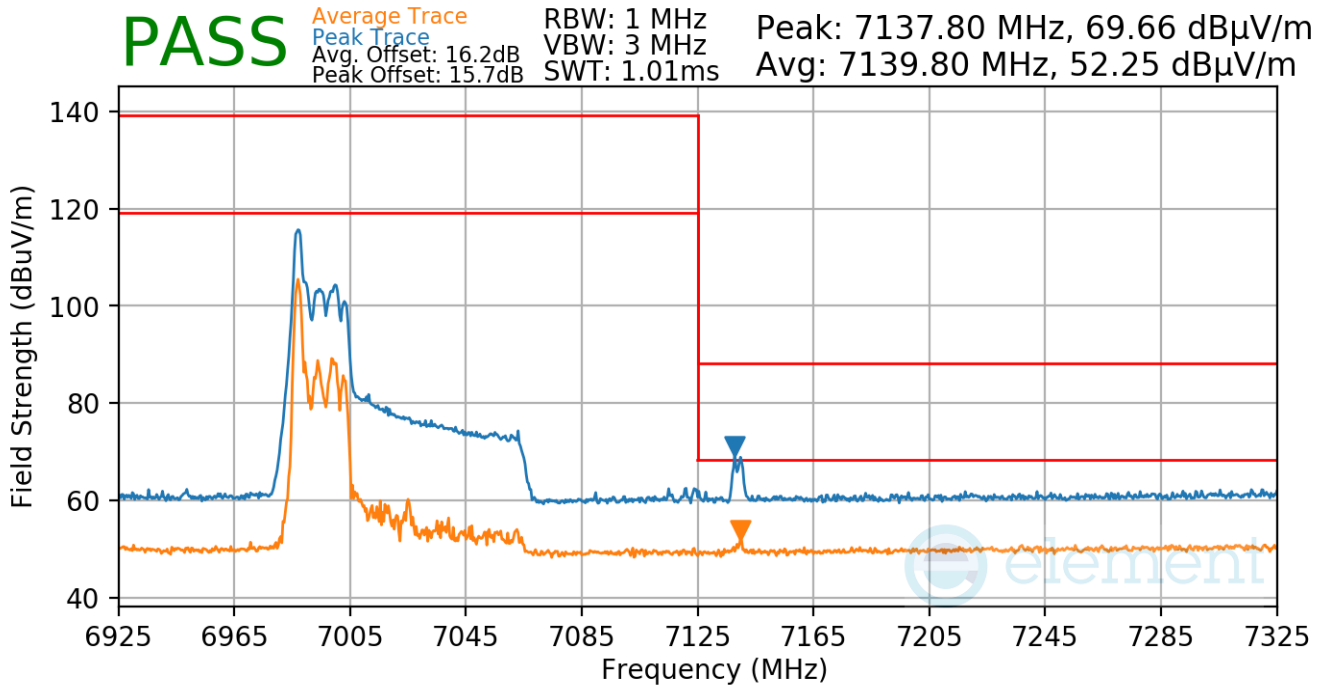
|                           |          |
|---------------------------|----------|
| Worst Case Mode:          | 802.11ax |
| Worst Case Transfer Rate: | MCS11    |
| Distance of Measurements: | 3 Meters |
| Operating Frequency:      | 5985MHz  |
| Channel:                  | 7        |



Plot 7-799. SDM Radiated Lower Band Edge (Peak & Average – UNII Band 5 – RU26)

|  |   |                            |                                   |
|--|---|----------------------------|-----------------------------------|
| FCC ID: BCGA2436<br>IC: 579C-A2436         |  <b>MEASUREMENT REPORT<br/>(CERTIFICATION)</b> |                            | Approved by:<br>Technical Manager |
| Test Report S/N:<br>1C2205090027-12-R2.BCG | Test Dates:<br>5/30/2022 - 9/16/2022  | EUT Type:<br>Tablet Device | Page 304 of 323                   |

Worst Case Mode: 802.11ax  
 Worst Case Transfer Rate: MCS11  
 Distance of Measurements: 3 Meters  
 Operating Frequency: 7025MHz  
 Channel: 215

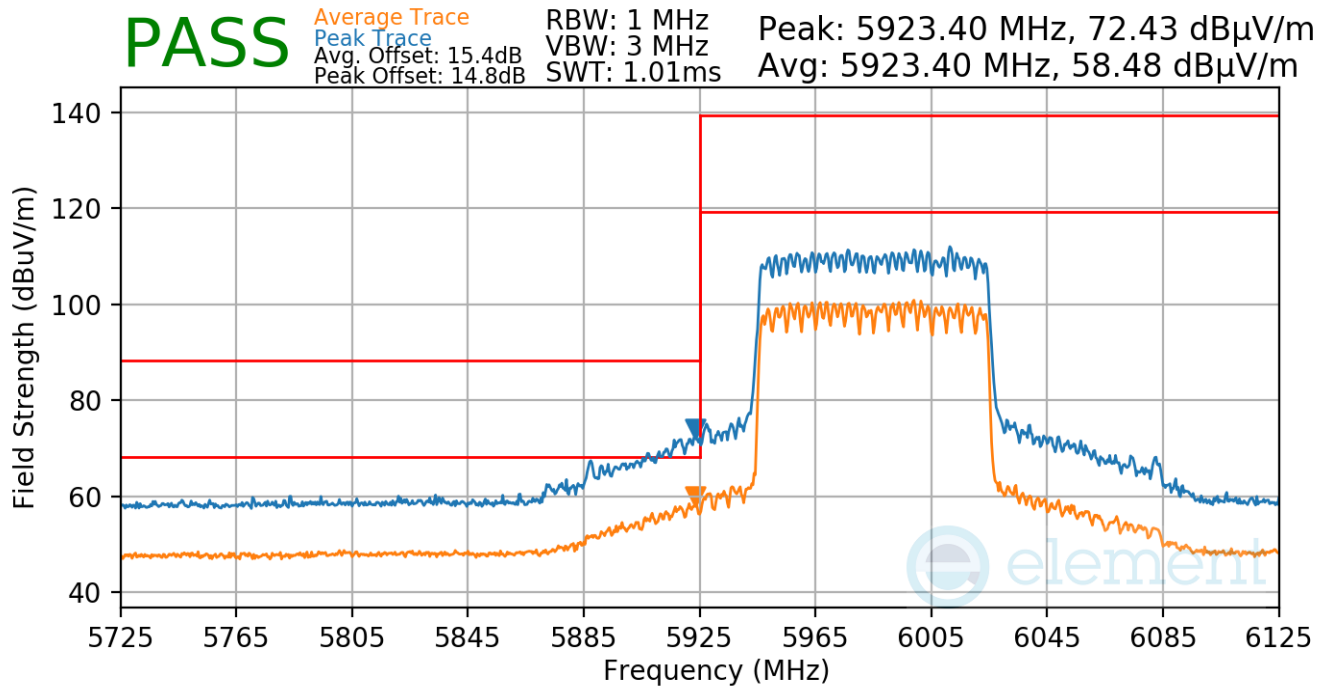


**Plot 7-800. SDM Radiated Upper Band Edge (Peak & Average – UNII Band 8 – RU26)**

|   |   |   |  |
|---|---|---|--|
| <b>FCC ID:</b> BCGA2436<br><b>IC:</b> 579C-A2436  |  | <b>MEASUREMENT REPORT</b><br><b>(CERTIFICATION)</b> | <b>Approved by:</b><br>Technical Manager |
| <b>Test Report S/N:</b><br>1C2205090027-12-R2.BCG | <b>Test Dates:</b><br>5/30/2022 - 9/16/2022   | <b>EUT Type:</b><br>Tablet Device                   | Page 305 of 323                          |

## RU996

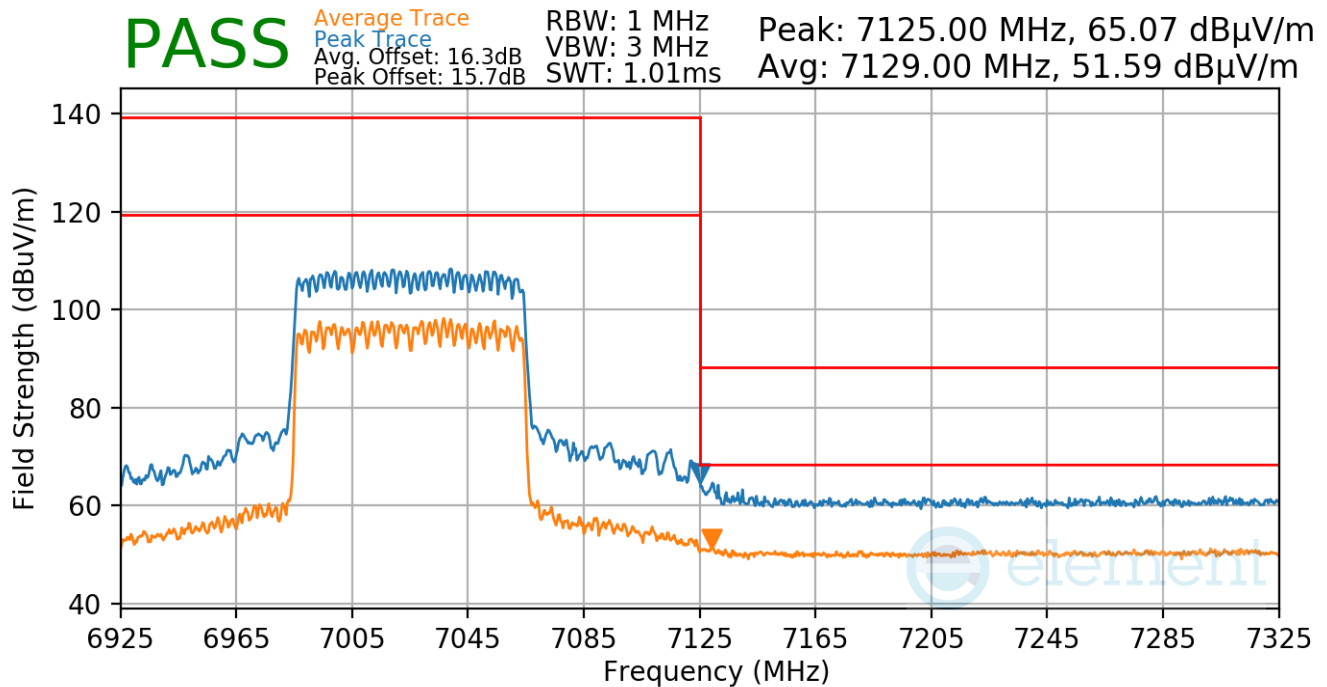
Worst Case Mode: 802.11ax  
 Worst Case Transfer Rate: MCS11  
 Distance of Measurements: 3 Meters  
 Operating Frequency: 5985MHz  
 Channel: 7



**Plot 7-801. SDM Radiated Lower Band Edge (Peak & Average – UNII Band 5 – RU996)**

|   |   |   |  |
|---|---|---|--|
| <b>FCC ID:</b> BCGA2436<br><b>IC:</b> 579C-A2436  |  | <b>MEASUREMENT REPORT</b><br><b>(CERTIFICATION)</b> | <b>Approved by:</b><br>Technical Manager |
| <b>Test Report S/N:</b><br>1C2205090027-12-R2.BCG | <b>Test Dates:</b><br>5/30/2022 - 9/16/2022   | <b>EUT Type:</b><br>Tablet Device                   | Page 306 of 323                          |

Worst Case Mode: 802.11ax  
 Worst Case Transfer Rate: MCS11  
 Distance of Measurements: 3 Meters  
 Operating Frequency: 7025MHz  
 Channel: 215



**Plot 7-802. SDM Radiated Upper Band Edge (Peak & Average – UNII Band 8 – RU996)**

|   |   |   |  |
|---|---|---|--|
| <b>FCC ID:</b> BCGA2436<br><b>IC:</b> 579C-A2436  |  | <b>MEASUREMENT REPORT</b><br><b>(CERTIFICATION)</b> | <b>Approved by:</b><br>Technical Manager |
| <b>Test Report S/N:</b><br>1C2205090027-12-R2.BCG | <b>Test Dates:</b><br>5/30/2022 - 9/16/2022   | <b>EUT Type:</b><br>Tablet Device                   | Page 307 of 323                          |

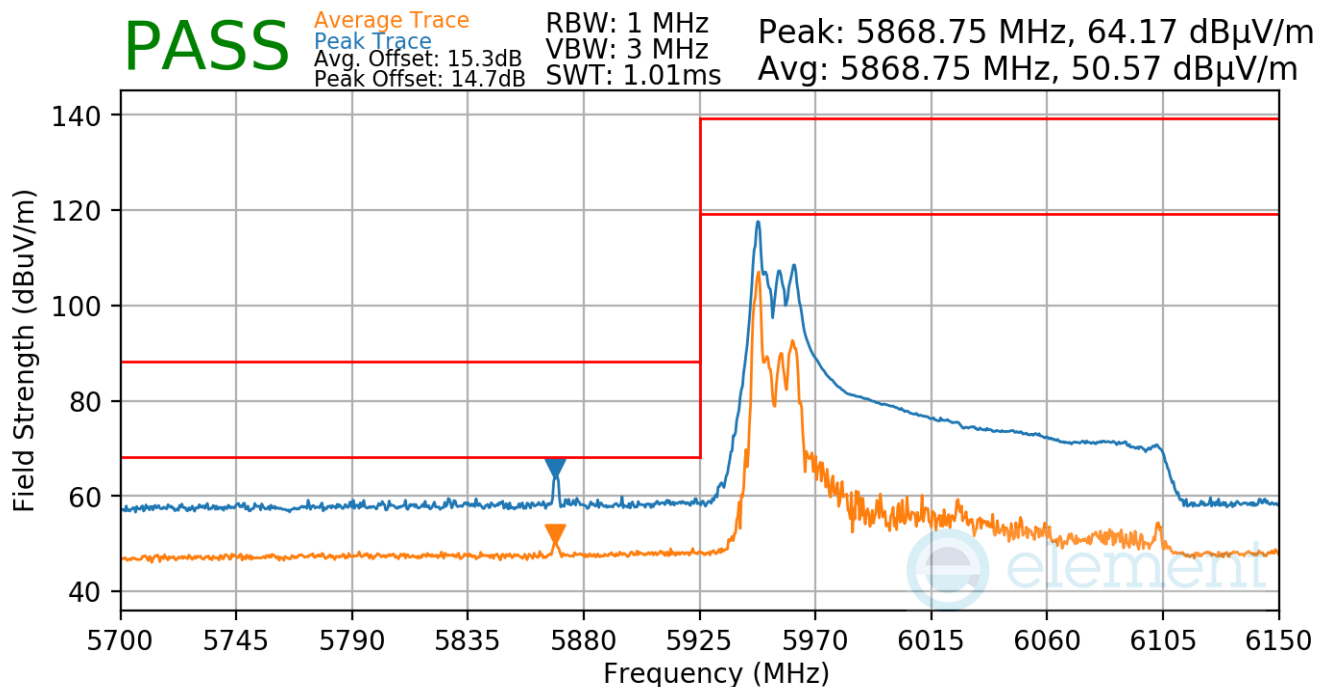


## 7.7.15 SDM Radiated Band Edge Measurements (160MHz BW)


§15.407(b.1)(b.2) §15.205 §15.209; RSS-Gen [8.9]

### RU26

|                           |          |
|---------------------------|----------|
| Worst Case Mode:          | 802.11ax |
| Worst Case Transfer Rate: | MCS11    |
| Distance of Measurements: | 3 Meters |
| Operating Frequency:      | 6025MHz  |
| Channel:                  | 15       |



Plot 7-803. SDM Radiated Lower Band Edge (Peak & Average – UNII Band 5 – RU26)

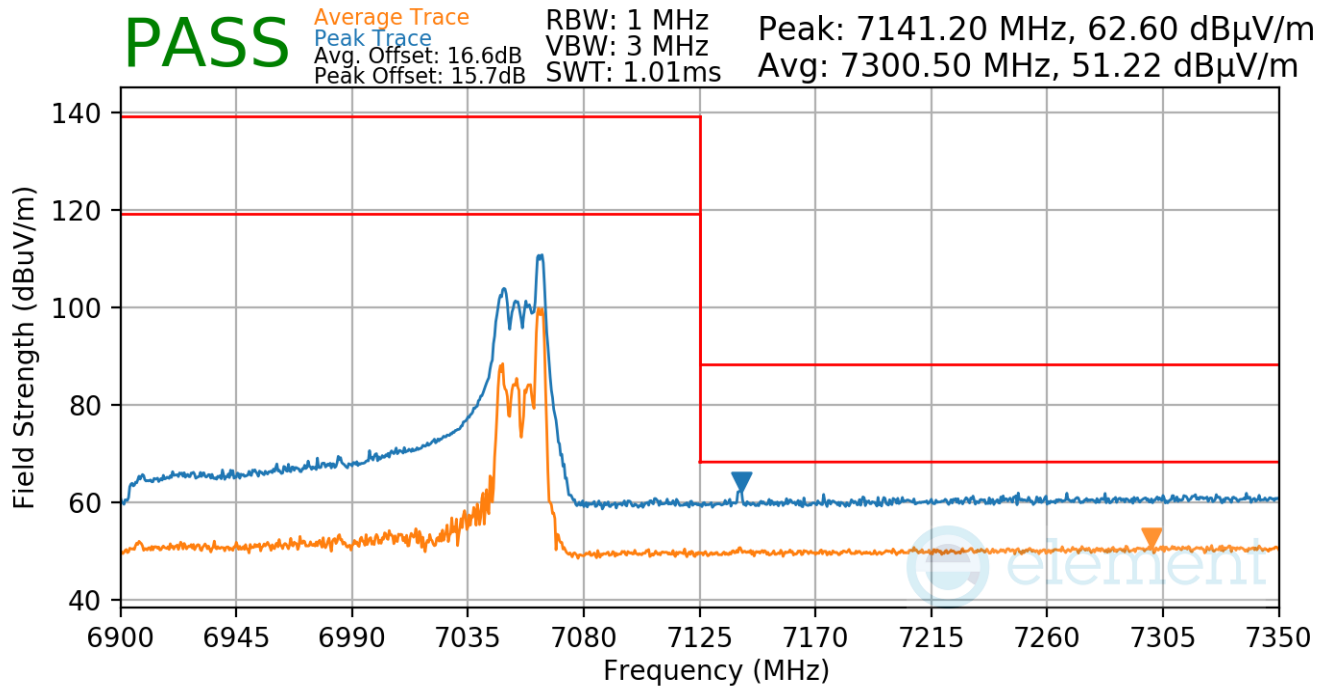
|  |   |                                       |                                   |
|--|---|---------------------------------------|-----------------------------------|
| FCC ID: BCGA2436<br>IC: 579C-A2436         |  | MEASUREMENT REPORT<br>(CERTIFICATION) | Approved by:<br>Technical Manager |
| Test Report S/N:<br>1C2205090027-12-R2.BCG | Test Dates:<br>5/30/2022 - 9/16/2022  | EUT Type:<br>Tablet Device            | Page 308 of 323                   |

© 2022 ELEMENT


V 10.5 12/15/2021

Unless otherwise specified, no part of this report may be reproduced or utilized in any part, form or by any means, electronic or mechanical, including photocopying and microfilm, without permission in writing from Element Washington DC LLC. If you have any questions about this or have an enquiry about obtaining additional rights to this report or assembly of contents thereof, please contact [ct.info@element.com](mailto:ct.info@element.com).

Worst Case Mode: 802.11ax  
 Worst Case Transfer Rate: MCS11  
 Distance of Measurements: 3 Meters  
 Operating Frequency: 6985MHz  
 Channel: 207

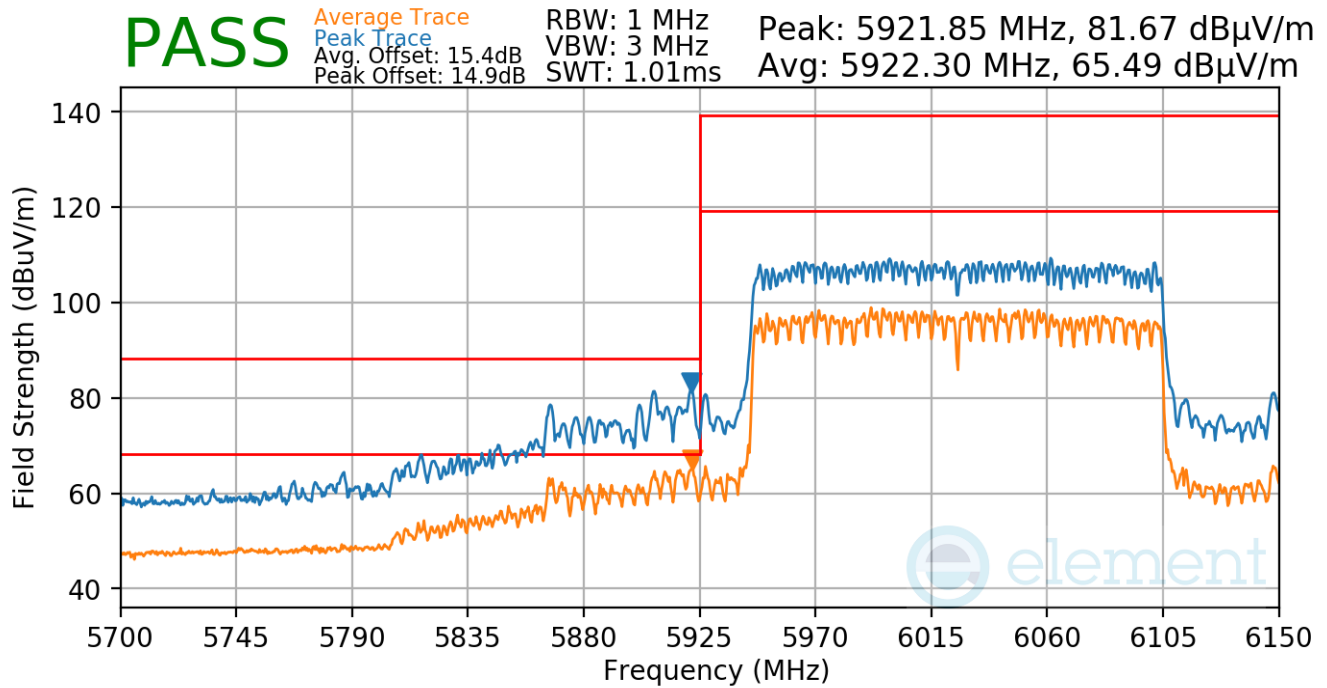


**Plot 7-804. SDM Radiated Upper Band Edge (Peak & Average – UNII Band 8 – RU26)**

|   |   |   |  |
|---|---|---|--|
| <b>FCC ID:</b> BCGA2436<br><b>IC:</b> 579C-A2436  |  | <b>MEASUREMENT REPORT</b><br><b>(CERTIFICATION)</b> | <b>Approved by:</b><br>Technical Manager |
| <b>Test Report S/N:</b><br>1C2205090027-12-R2.BCG | <b>Test Dates:</b><br>5/30/2022 - 9/16/2022   | <b>EUT Type:</b><br>Tablet Device                   | Page 309 of 323                          |

## RU996x2

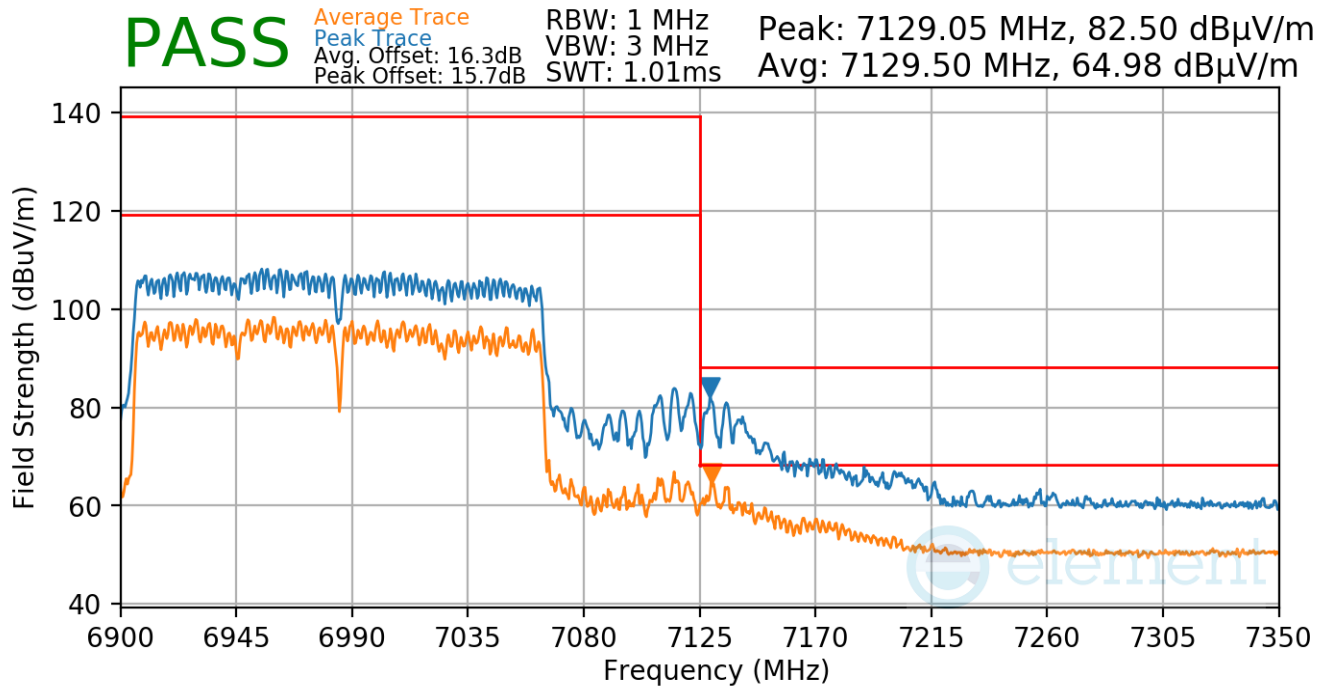
|                           |          |
|---------------------------|----------|
| Worst Case Mode:          | 802.11ax |
| Worst Case Transfer Rate: | MCS11    |
| Distance of Measurements: | 3 Meters |
| Operating Frequency:      | 6025MHz  |
| Channel:                  | 15       |



Plot 7-805. SDM Radiated Lower Band Edge (Peak & Average – UNII Band 5 – RU996x2)

|  |   |                                       |                                   |
|--|---|---------------------------------------|-----------------------------------|
| FCC ID: BCGA2436<br>IC: 579C-A2436         |  | MEASUREMENT REPORT<br>(CERTIFICATION) | Approved by:<br>Technical Manager |
| Test Report S/N:<br>1C2205090027-12-R2.BCG | Test Dates:<br>5/30/2022 - 9/16/2022  | EUT Type:<br>Tablet Device            | Page 310 of 323                   |

Worst Case Mode: 802.11ax  
 Worst Case Transfer Rate: MCS11  
 Distance of Measurements: 3 Meters  
 Operating Frequency: 6985MHz  
 Channel: 207



**Plot 7-806. SDM Radiated Upper Band Edge (Peak & Average – UNII Band 8 – RU996x2)**

|   |   |   |  |
|---|---|---|--|
| <b>FCC ID:</b> BCGA2436<br><b>IC:</b> 579C-A2436  |  | <b>MEASUREMENT REPORT</b><br><b>(CERTIFICATION)</b> | <b>Approved by:</b><br>Technical Manager |
| <b>Test Report S/N:</b><br>1C2205090027-12-R2.BCG | <b>Test Dates:</b><br>5/30/2022 - 9/16/2022   | <b>EUT Type:</b><br>Tablet Device                   | Page 311 of 323                          |

## 7.8 Radiated Spurious Emissions – Below 1GHz

§15.209; RSS-Gen [8.9]

### Test Overview and Limit

All out of band radiated spurious emissions are measured with a spectrum analyzer connected to a receive antenna while the EUT is operating at its maximum duty cycle, at maximum power, and at the appropriate frequencies. All data rates and modes were investigated for radiated spurious emissions. Only the radiated emissions of the configuration that produced the worst case emissions are reported in this section.

***All out of band emissions appearing in a restricted band as specified in Section 15.205 of the Title 47 CFR and Table 7 of RSS-Gen (8.10) must not exceed the limits shown in Table 7-124 per Section 15.209 and RSS-Gen (8.9).***

| Frequency         | Field Strength<br>[μV/m] | Measured Distance<br>[Meters] |
|-------------------|--------------------------|-------------------------------|
| 0.009 – 0.490 MHz | 2400/F (kHz)             | 300                           |
| 0.490 – 1.705 MHz | 24000/F (kHz)            | 30                            |
| 1.705 – 30.00 MHz | 30                       | 30                            |
| 30.00 – 88.00 MHz | 100                      | 3                             |
| 88.00 – 216.0 MHz | 150                      | 3                             |
| 216.0 – 960.0 MHz | 200                      | 3                             |
| Above 960.0 MHz   | 500                      | 3                             |

**Table 7-124. Radiated Limits**

### Test Procedures Used

ANSI C63.10-2013

### Test Settings

#### Quasi-Peak Field Strength Measurements

1. Analyzer center frequency was set to the frequency of the radiated spurious emission of interest
2. RBW = 120kHz (for emissions from 30MHz – 1GHz)
3. Detector = quasi-peak
4. Sweep time = auto couple
5. Trace mode = max hold
6. Trace was allowed to stabilize

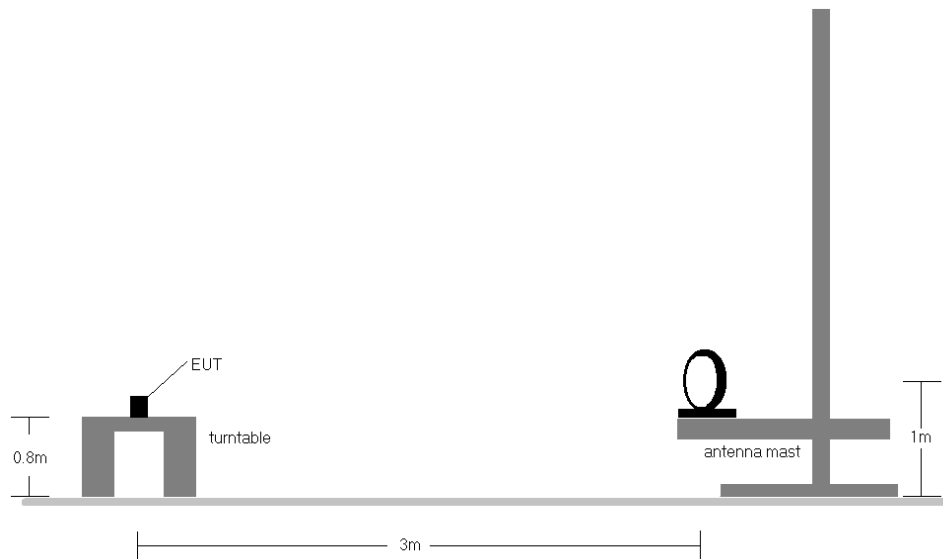
#### Peak Field Strength Measurements

7. Analyzer center frequency was set to the frequency of the radiated spurious emission of interest
8. RBW = 120kHz (for emissions from 30MHz – 1GHz)
9. VBW = 300kHz
10. Detector = quasi-peak
11. Sweep time = auto couple
12. Trace mode = max hold
13. Trace was allowed to stabilize

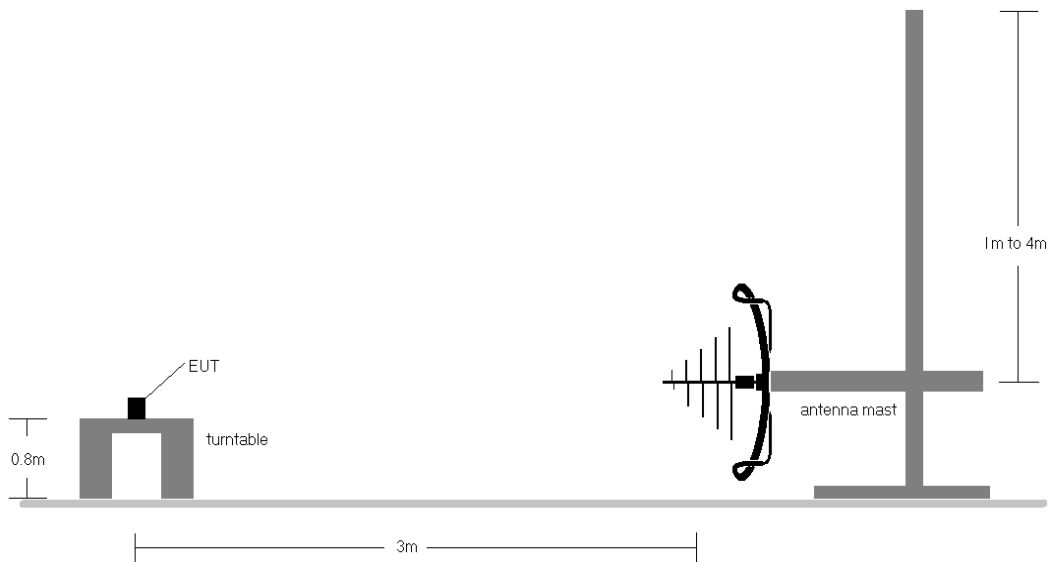
|  |   |                                       |                                   |
|--|---|---------------------------------------|-----------------------------------|
| FCC ID: BCGA2436<br>IC: 579C-A2436         |  | MEASUREMENT REPORT<br>(CERTIFICATION) | Approved by:<br>Technical Manager |
| Test Report S/N:<br>1C2205090027-12-R2.BCG | Test Dates:<br>5/30/2022 - 9/16/2022  | EUT Type:<br>Tablet Device            | Page 312 of 323                   |

## Test Setup

The EUT and measurement equipment were set up as shown in the diagrams below.



**Figure 7-6. Radiated Test Setup < 30MHz**



**Figure 7-7. Radiated Test Setup < 1GHz**

|   |   |                                   |  |
|---|---|-----------------------------------|--|
| <b>FCC ID:</b> BCGA2436<br><b>IC:</b> 579C-A2436  |  <b>MEASUREMENT REPORT<br/>(CERTIFICATION)</b> |                                   | <b>Approved by:</b><br>Technical Manager |
| <b>Test Report S/N:</b><br>1C2205090027-12-R2.BCG | <b>Test Dates:</b><br>5/30/2022 - 9/16/2022   | <b>EUT Type:</b><br>Tablet Device | Page 313 of 323                          |

## Test Notes

1. All emissions lying in restricted bands specified in §15.205 and RSS-Gen (8.10) are below the limit shown in Table 7-124.
2. The broadband receive antenna is manipulated through vertical and horizontal polarizations during the tests. The EUT is manipulated through three orthogonal planes. For below 30MHz the loop antenna was positioned in 3 orthogonal planes (X front, Y side, Z top) to determine the orientation resulting in the worst case emissions.
3. This unit was tested with its standard battery.
4. The spectrum is investigated using a peak detector and final measurements are recorded using CISPR quasi peak detector on emissions that were within 6dB of the limit.
5. Emissions were measured at a 3 meter test distance.
6. Emissions are investigated while operating on the center channel of the mode, band, and modulation that produced the worst case results during the transmitter spurious emissions testing.
7. No spurious emissions were detected within 20dB of the limit below 30MHz.
8. The results recorded using the broadband antenna is known to correlate with the results obtained by using a tuned dipole with an acceptable degree of accuracy. The VSWR for the measurement antenna was found to be less than 2:1.
9. Both configurations below were investigated, and the worst case has been reported.
  - a. EUT powered by AC/DC adaptor via USB-C cable with wire charger
  - b. EUT powered by host PC via USB-C cable with wire charger
10. All antenna configurations were investigated and only the worst case is reported.
11. The unit was tested with all possible modes and only the highest emission is reported.

## Sample Calculations

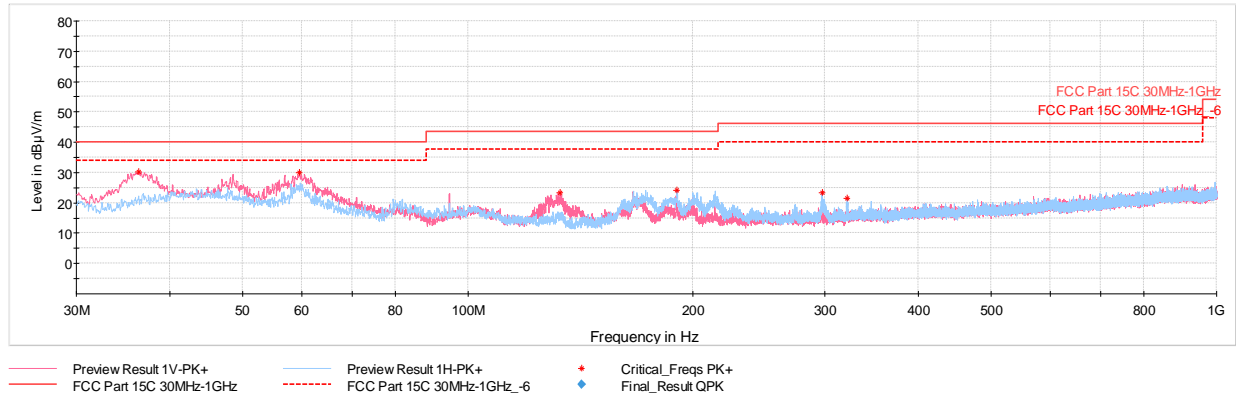
### Determining Spurious Emissions Levels

- Field Strength Level  $_{[dB\mu V/m]} = \text{Analyzer Level}_{[dBm]} + 107 + \text{AFCL}_{[dB/m]}$
- $\text{AFCL}_{[dB/m]} = \text{Antenna Factor}_{[dB/m]} + \text{Cable Loss}_{[dB]} - \text{Preamp Gain}_{[dB]}$
- $\text{Margin}_{[dB]} = \text{Field Strength Level}_{[dB\mu V/m]} - \text{Limit}_{[dB\mu V/m]}$

|  |   |                                       |                                   |
|--|---|---------------------------------------|-----------------------------------|
| FCC ID: BCGA2436<br>IC: 579C-A2436         |  | MEASUREMENT REPORT<br>(CERTIFICATION) | Approved by:<br>Technical Manager |
| Test Report S/N:<br>1C2205090027-12-R2.BCG | Test Dates:<br>5/30/2022 - 9/16/2022  | EUT Type:<br>Tablet Device            | Page 314 of 323                   |

## 7.8.1 SDM Primary Radiated Spurious Emissions Measurements (Below 1GHz)


§15.209; RSS-Gen [8.9]



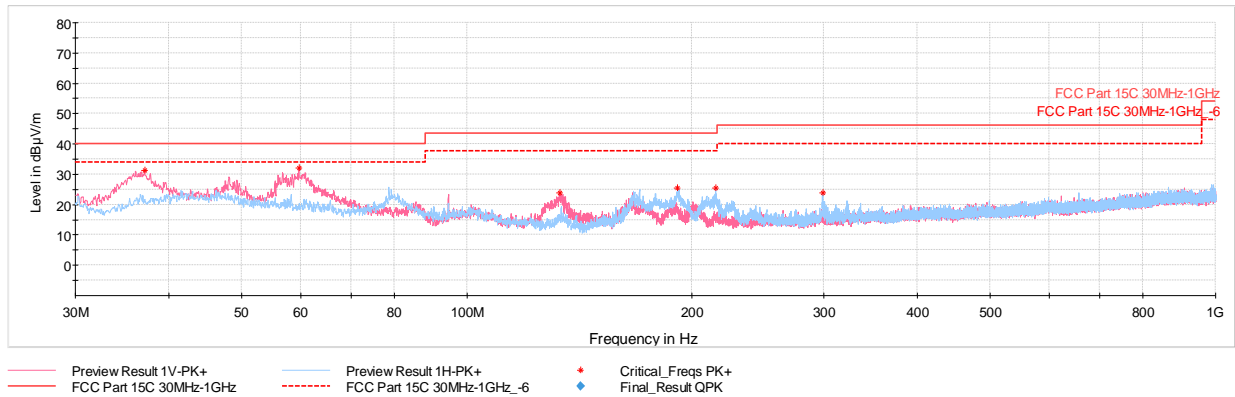
**Plot 7-807. Radiated Spurious Emissions below 1GHz SDM (802.11ax – Ch.1 – RU26) with AC/DC Adapter**

| Frequency [MHz] | Detector | Ant. Pol. [H/V] | Antenna Height [cm] | Turntable Azimuth [degree] | Analyzer Level [dBm] | AFCL [dB/m] | Field Strength [dBµV/m] | Limit [dBµV/m] | Margin [dB] |
|-----------------|----------|-----------------|---------------------|----------------------------|----------------------|-------------|-------------------------|----------------|-------------|
| 36.31           | Max Peak | V               | 100                 | 233                        | -58.38               | -18.38      | 30.24                   | 40.00          | -9.76       |
| 59.59           | Max Peak | V               | 100                 | 15                         | -60.10               | -16.84      | 30.06                   | 40.00          | -9.94       |
| 132.77          | Max Peak | V               | 100                 | 15                         | -62.75               | -20.91      | 23.34                   | 43.52          | -20.18      |
| 190.24          | Max Peak | H               | 200                 | 209                        | -64.37               | -18.43      | 24.20                   | 43.52          | -19.32      |
| 297.57          | Max Peak | H               | 100                 | 136                        | -68.18               | -15.36      | 23.46                   | 46.02          | -22.56      |
| 321.05          | Max Peak | H               | 100                 | 136                        | -70.84               | -14.65      | 21.51                   | 46.02          | -24.51      |

**Table 7-125. Radiated Limits Radiated Spurious Emissions below 1GHz SDM (802.11ax – Ch.1 – RU26) with AC/DC Adapter**

|  |   |                                       |                                   |
|--|---|---------------------------------------|-----------------------------------|
| FCC ID: BCGA2436<br>IC: 579C-A2436         |  | MEASUREMENT REPORT<br>(CERTIFICATION) | Approved by:<br>Technical Manager |
| Test Report S/N:<br>1C2205090027-12-R2.BCG | Test Dates:<br>5/30/2022 - 9/16/2022  | EUT Type:<br>Tablet Device            | Page 315 of 323                   |






Plot 7-808. Radiated Spurious Emissions below 1GHz SDM (802.11ax – Ch.1 – RU242) with AC/DC Adapter

| Frequency [MHz] | Detector | Ant. Pol. [H/V] | Antenna Height [cm] | Turntable Azimuth [degree] | Analyzer Level [dBm] | AFCL [dB/m] | Field Strength [dBμV/m] | Limit [dBμV/m] | Margin [dB] |
|-----------------|----------|-----------------|---------------------|----------------------------|----------------------|-------------|-------------------------|----------------|-------------|
| 37.13           | Max Peak | V               | 100                 | 159                        | -57.60               | -18.19      | 31.21                   | 40.00          | -8.79       |
| 59.68           | Max Peak | V               | 100                 | 321                        | -58.15               | -16.86      | 31.99                   | 40.00          | -8.01       |
| 133.16          | Max Peak | V               | 100                 | 12                         | -62.28               | -20.89      | 23.83                   | 43.52          | -19.69      |
| 191.02          | Max Peak | H               | 200                 | 175                        | -63.25               | -18.28      | 25.47                   | 43.52          | -18.05      |
| 214.88          | Max Peak | H               | 100                 | 183                        | -63.61               | -17.88      | 25.51                   | 43.52          | -18.01      |
| 298.64          | Max Peak | H               | 100                 | 141                        | -67.74               | -15.49      | 23.77                   | 46.02          | -22.25      |

Table 7-126. Radiated Spurious Emissions below 1GHz SDM (802.11ax – Ch.1 – RU242) with AC/DC Adapter

|  |   |                            |                                   |
|--|---|----------------------------|-----------------------------------|
| FCC ID: BCGA2436<br>IC: 579C-A2436         |  MEASUREMENT REPORT<br>(CERTIFICATION) |                            | Approved by:<br>Technical Manager |
| Test Report S/N:<br>1C2205090027-12-R2.BCG | Test Dates:<br>5/30/2022 - 9/16/2022  | EUT Type:<br>Tablet Device | Page 316 of 323                   |

## 7.9 AC Line-Conducted Emissions Measurement

**§15.407; RSS-Gen [8.8]**

### Test Overview and Limit

All AC line conducted spurious emissions are measured with a receiver connected to a grounded LISN while the EUT is operating at its maximum duty cycle, at maximum power, and at the appropriate frequencies. All data rates and modes were investigated for AC Line conducted spurious emissions. Only the conducted emissions of the configuration that produced the worst case emissions are reported in this section.

***All conducted emissions must not exceed the limits shown in the table below, per Section 15.207 and RSS-Gen (8.8).***

| Frequency of emission (MHz) | Conducted Limit (dBμV) |           |
|-----------------------------|------------------------|-----------|
|                             | Quasi-peak             | Average   |
| 0.15 – 0.5                  | 66 to 56*              | 56 to 46* |
| 0.5 – 5                     | 56                     | 46        |
| 5 – 30                      | 60                     | 50        |

**Table 7-127. Conducted Limits**

\*Decreases with the logarithm of the frequency.

### Test Procedures Used

ANSI C63.10-2013, Section 6.2

### Test Settings

#### Quasi-Peak Measurements

1. Analyzer center frequency was set to the frequency of the spurious emission of interest
2. RBW = 9kHz (for emissions from 150kHz – 30MHz)
3. Detector = quasi-peak
4. Sweep time = auto couple
5. Trace mode = max hold
6. Trace was allowed to stabilize

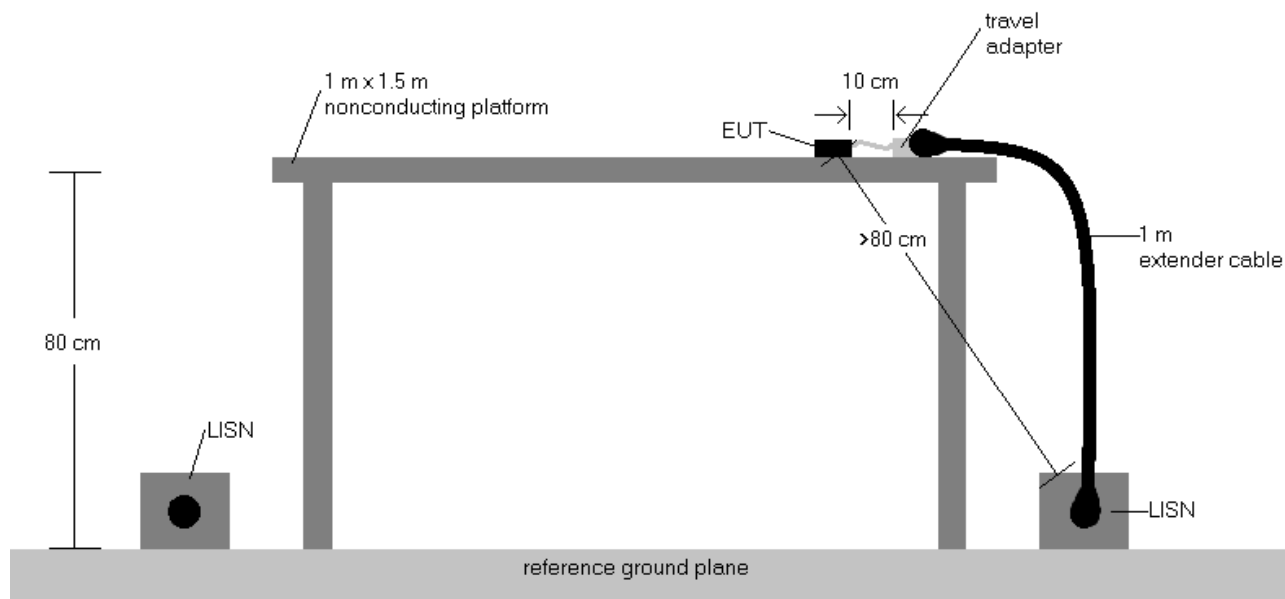
#### Average Measurements

1. Analyzer center frequency was set to the frequency of the spurious emission of interest
2. RBW = 9kHz (for emissions from 150kHz – 30MHz)
3. Detector = RMS
4. Sweep time = auto couple
5. Trace mode = max hold
6. Trace was allowed to stabilize

|  |   |                                       |                                   |
|--|---|---------------------------------------|-----------------------------------|
| FCC ID: BCGA2436<br>IC: 579C-A2436         |  | MEASUREMENT REPORT<br>(CERTIFICATION) | Approved by:<br>Technical Manager |
| Test Report S/N:<br>1C2205090027-12-R2.BCG | Test Dates:<br>5/30/2022 - 9/16/2022  | EUT Type:<br>Tablet Device            | Page 317 of 323                   |

## Test Setup


The EUT and measurement equipment were set up as shown in the diagram below.

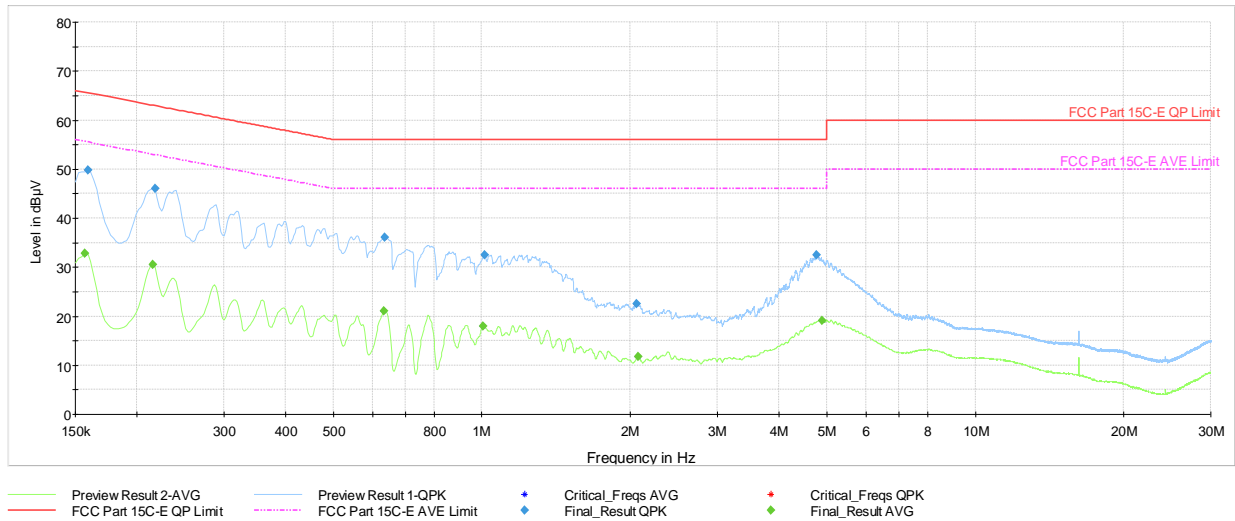


**Figure 7-8. Test Instrument & Measurement Setup**

## Test Notes

- All modes of operation were investigated and the worst-case emissions are reported. The emissions found were not affected by the choice of channel used during testing.
- Both configurations below were investigated, and the worst case has been reported.
  - EUT powered by AC/DC adaptor via USB-C cable with wire charger
  - EUT powered by host PC via USB-C cable with wire charger
- The limit for an intentional radiator from 150kHz to 30MHz are specified in 15.207 and RSS-Gen (8.8).
- Corr. (dB) = Cable loss (dB) + LISN insertion factor (dB)
- QP/AV Level (dB $\mu$ V) = QP/AV Analyzer/Receiver Level (dB $\mu$ V) + Correction Factor (dB)
- Margin (dB) = QP/AV Level (dB $\mu$ V) - QP/AV Limit (dB $\mu$ V)
- Traces shown in plots are made using quasi-peak and average detectors.
- Deviations to the Specifications: None.
- The unit was tested with all possible modes and only the highest emission is reported.


|  |   |                                       |                                   |
|--|---|---------------------------------------|-----------------------------------|
| FCC ID: BCGA2436<br>IC: 579C-A2436         |  | MEASUREMENT REPORT<br>(CERTIFICATION) | Approved by:<br>Technical Manager |
| Test Report S/N:<br>1C2205090027-12-R2.BCG | Test Dates:<br>5/30/2022 - 9/16/2022  | EUT Type:<br>Tablet Device            | Page 318 of 323                   |

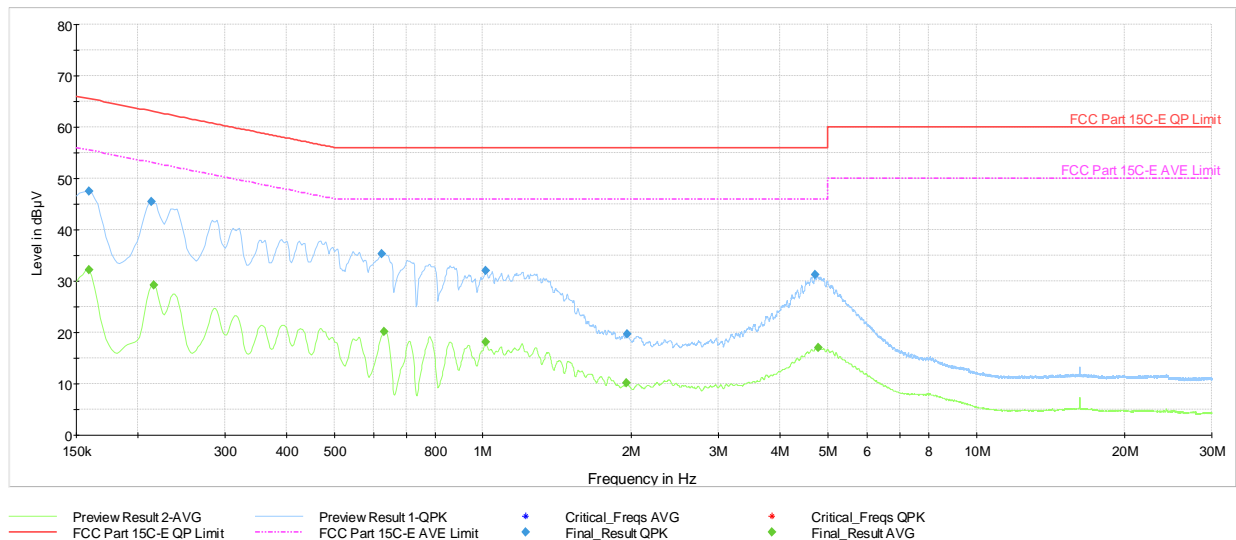


**Plot 7-809. AC Line Conducted Plot with 11ax UNII Band 5 – RU26 – Ch.1 (L1) with AC/DC Adapter**

| Frequency [MHz] | Process State | QuasiPeak [dBµV] | Average [dBµV] | Limit [dBµV] | Margin [dB] | Line | PE  |
|-----------------|---------------|------------------|----------------|--------------|-------------|------|-----|
| 0.157           | FINAL         | ---              | 32.89          | 55.63        | -22.74      | L1   | GND |
| 0.159           | FINAL         | 49.8             | ---            | 65.52        | -15.70      | L1   | GND |
| 0.215           | FINAL         | ---              | 30.55          | 53.00        | -22.45      | L1   | GND |
| 0.218           | FINAL         | 46.0             | ---            | 62.91        | -16.93      | L1   | GND |
| 0.634           | FINAL         | ---              | 21.04          | 46.00        | -24.96      | L1   | GND |
| 0.636           | FINAL         | 36.0             | ---            | 56.00        | -19.96      | L1   | GND |
| 1.005           | FINAL         | ---              | 18.00          | 46.00        | -28.00      | L1   | GND |
| 1.014           | FINAL         | 32.5             | ---            | 56.00        | -23.52      | L1   | GND |
| 2.060           | FINAL         | 22.5             | ---            | 56.00        | -33.50      | L1   | GND |
| 2.074           | FINAL         | ---              | 11.70          | 46.00        | -34.30      | L1   | GND |
| 4.767           | FINAL         | 32.5             | ---            | 56.00        | -23.55      | L1   | GND |
| 4.886           | FINAL         | ---              | 19.07          | 46.00        | -26.93      | L1   | GND |

**Table 7-128. AC Line Conducted Data with 11ax UNII Band 5 – RU26 – Ch.1 (L1) with AC/DC Adapter**

|  |   |                            |                                   |
|--|---|----------------------------|-----------------------------------|
| FCC ID: BCGA2436<br>IC: 579C-A2436         |  <b>MEASUREMENT REPORT<br/>(CERTIFICATION)</b> |                            | Approved by:<br>Technical Manager |
| Test Report S/N:<br>1C2205090027-12-R2.BCG | Test Dates:<br>5/30/2022 - 9/16/2022  | EUT Type:<br>Tablet Device | Page 319 of 323                   |

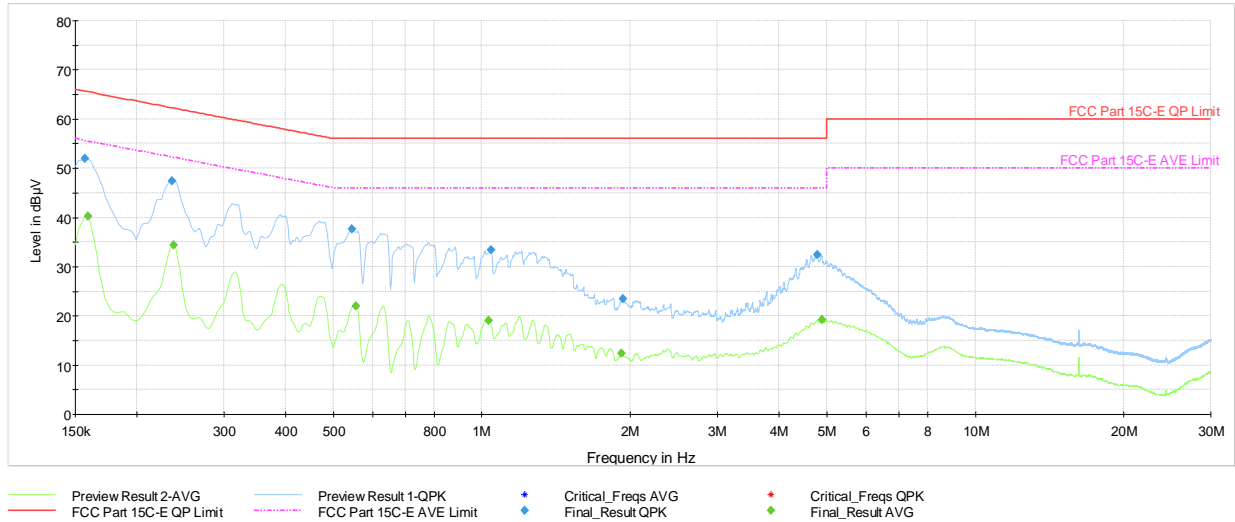


**Plot 7-810. AC Line Conducted Plot with 11ax UNII Band 5 – RU26 – Ch.1 (N) with AC/DC Adapter**

| Frequency [MHz] | Process State | QuasiPeak [dBμV] | Average [dBμV] | Limit [dBμV] | Margin [dB] | Line | PE  |
|-----------------|---------------|------------------|----------------|--------------|-------------|------|-----|
| 0.159           | FINAL         | ---              | 32.17          | 55.52        | -23.34      | N    | GND |
| 0.159           | FINAL         | 47.6             | ---            | 65.52        | -17.97      | N    | GND |
| 0.213           | FINAL         | 45.4             | ---            | 63.09        | -17.66      | N    | GND |
| 0.215           | FINAL         | ---              | 29.29          | 53.00        | -23.71      | N    | GND |
| 0.625           | FINAL         | 35.3             | ---            | 56.00        | -20.71      | N    | GND |
| 0.632           | FINAL         | ---              | 20.15          | 46.00        | -25.85      | N    | GND |
| 1.014           | FINAL         | 32.0             | ---            | 56.00        | -24.01      | N    | GND |
| 1.014           | FINAL         | ---              | 18.17          | 46.00        | -27.83      | N    | GND |
| 1.952           | FINAL         | ---              | 10.14          | 46.00        | -35.86      | N    | GND |
| 1.964           | FINAL         | 19.6             | ---            | 56.00        | -36.36      | N    | GND |
| 4.713           | FINAL         | 31.3             | ---            | 56.00        | -24.68      | N    | GND |
| 4.790           | FINAL         | ---              | 16.96          | 46.00        | -29.04      | N    | GND |

**Table 7-129. AC Line Conducted Data with 11ax UNII Band 5 – RU26 – Ch.1 (N) with AC/DC Adapter**

|  |   |                                       |                                   |
|--|---|---------------------------------------|-----------------------------------|
| FCC ID: BCGA2436<br>IC: 579C-A2436         |  | MEASUREMENT REPORT<br>(CERTIFICATION) | Approved by:<br>Technical Manager |
| Test Report S/N:<br>1C2205090027-12-R2.BCG | Test Dates:<br>5/30/2022 - 9/16/2022  | EUT Type:<br>Tablet Device            | Page 320 of 323                   |

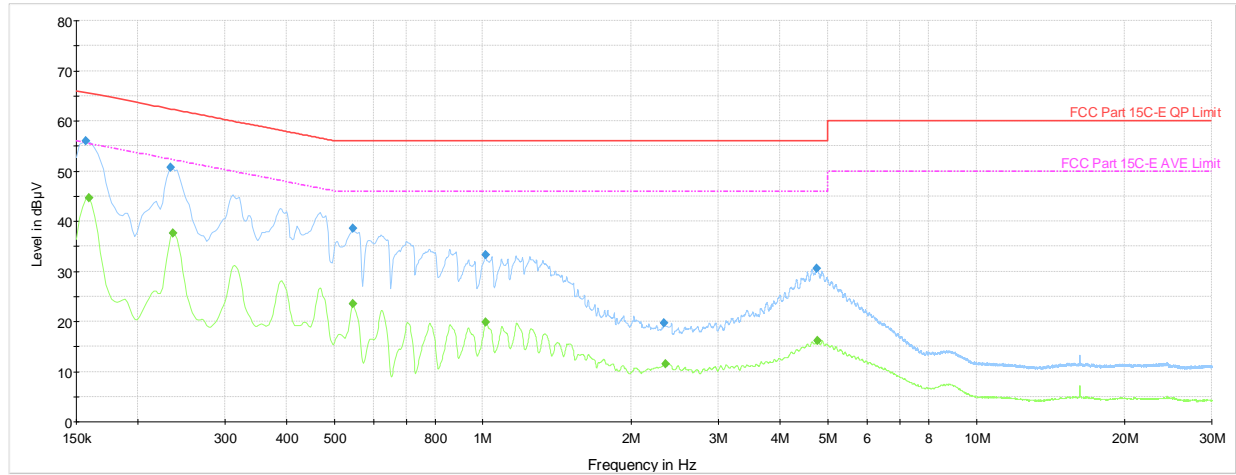


**Plot 7-811. AC Line Conducted Plot with 11ax UNII Band 5 – RU242 – Ch.1 (L1) with AC/DC Adapter**

| Frequency [MHz] | Process State | QuasiPeak [dBµV] | Average [dBµV] | Limit [dBµV] | Margin [dB] | Line | PE  |
|-----------------|---------------|------------------|----------------|--------------|-------------|------|-----|
| 0.157           | FINAL         | 52.0             | ---            | 65.63        | -13.61      | L1   | GND |
| 0.159           | FINAL         | ---              | 40.21          | 55.52        | -15.31      | L1   | GND |
| 0.236           | FINAL         | 47.5             | ---            | 62.25        | -14.77      | L1   | GND |
| 0.238           | FINAL         | ---              | 34.31          | 52.17        | -17.87      | L1   | GND |
| 0.546           | FINAL         | 37.7             | ---            | 56.00        | -18.31      | L1   | GND |
| 0.555           | FINAL         | ---              | 22.03          | 46.00        | -23.97      | L1   | GND |
| 1.034           | FINAL         | ---              | 19.08          | 46.00        | -26.92      | L1   | GND |
| 1.043           | FINAL         | 33.5             | ---            | 56.00        | -22.55      | L1   | GND |
| 1.919           | FINAL         | ---              | 12.32          | 46.00        | -33.68      | L1   | GND |
| 1.930           | FINAL         | 23.4             | ---            | 56.00        | -32.57      | L1   | GND |
| 4.781           | FINAL         | 32.5             | ---            | 56.00        | -23.52      | L1   | GND |
| 4.891           | FINAL         | ---              | 19.24          | 46.00        | -26.76      | L1   | GND |

**Table 7-130. AC Line Conducted Data with 11ax UNII Band 5 – RU242 – Ch.1 (L1) with AC/DC Adapter**

|  |   |                                       |                                   |
|--|---|---------------------------------------|-----------------------------------|
| FCC ID: BCGA2436<br>IC: 579C-A2436         |  | MEASUREMENT REPORT<br>(CERTIFICATION) | Approved by:<br>Technical Manager |
| Test Report S/N:<br>1C2205090027-12-R2.BCG | Test Dates:<br>5/30/2022 - 9/16/2022  | EUT Type:<br>Tablet Device            | Page 321 of 323                   |



**Plot 7-812. AC Line Conducted Plot with 11ax UNII Band 5 – RU242 – Ch.1 (N) with AC/DC Adapter**


| Frequency [MHz] | Process State | QuasiPeak [dBµV] | Average [dBµV] | Limit [dBµV] | Margin [dB] | Line | PE  |
|-----------------|---------------|------------------|----------------|--------------|-------------|------|-----|
| 0.157           | FINAL         | 55.9             | ---            | 65.63        | -9.71       | N    | GND |
| 0.159           | FINAL         | ---              | 44.63          | 55.52        | -10.89      | N    | GND |
| 0.233           | FINAL         | 50.8             | ---            | 62.33        | -11.59      | N    | GND |
| 0.236           | FINAL         | ---              | 37.56          | 52.25        | -14.69      | N    | GND |
| 0.546           | FINAL         | ---              | 23.47          | 46.00        | -22.53      | N    | GND |
| 0.546           | FINAL         | 38.5             | ---            | 56.00        | -17.46      | N    | GND |
| 1.012           | FINAL         | 33.3             | ---            | 56.00        | -22.67      | N    | GND |
| 1.012           | FINAL         | ---              | 19.80          | 46.00        | -26.20      | N    | GND |
| 2.330           | FINAL         | 19.7             | ---            | 56.00        | -36.30      | N    | GND |
| 2.351           | FINAL         | ---              | 11.59          | 46.00        | -34.41      | N    | GND |
| 4.754           | FINAL         | 30.5             | ---            | 56.00        | -25.51      | N    | GND |
| 4.765           | FINAL         | ---              | 16.16          | 46.00        | -29.84      | N    | GND |

**Table 7-131. AC Line Conducted Data with 11ax UNII Band 5 – RU242 – Ch.1 (N) with AC/DC Adapter**

|  |   |                                       |                                   |
|--|---|---------------------------------------|-----------------------------------|
| FCC ID: BCGA2436<br>IC: 579C-A2436         |  | MEASUREMENT REPORT<br>(CERTIFICATION) | Approved by:<br>Technical Manager |
| Test Report S/N:<br>1C2205090027-12-R2.BCG | Test Dates:<br>5/30/2022 - 9/16/2022  | EUT Type:<br>Tablet Device            | Page 322 of 323                   |

## 8.0 CONCLUSION

The data collected relate only the item(s) tested and show that the **Apple Tablet Device FCC ID: BCGA2436** and **IC: 579C-A2436** is in compliance with Part 15 Subpart E (15.407) of the FCC Rules and RSS-248 of the Innovation, Science and Economic Development Canada Rules.

|   |   |   |  |
|---|---|---|--|
| <b>FCC ID:</b> BCGA2436<br><b>IC:</b> 579C-A2436  |  | <b>MEASUREMENT REPORT<br/>(CERTIFICATION)</b> | <b>Approved by:</b><br>Technical Manager |
| <b>Test Report S/N:</b><br>1C2205090027-12-R2.BCG | <b>Test Dates:</b><br>5/30/2022 - 9/16/2022   | <b>EUT Type:</b><br>Tablet Device             | Page 323 of 323                          |

© 2022 ELEMENT

V 10.5 12/15/2021

Unless otherwise specified, no part of this report may be reproduced or utilized in any part, form or by any means, electronic or mechanical, including photocopying and microfilm, without permission in writing from Element Washington DC LLC. If you have any questions about this or have an enquiry about obtaining additional rights to this report or assembly of contents thereof, please contact [ct.info@element.com](mailto:ct.info@element.com).