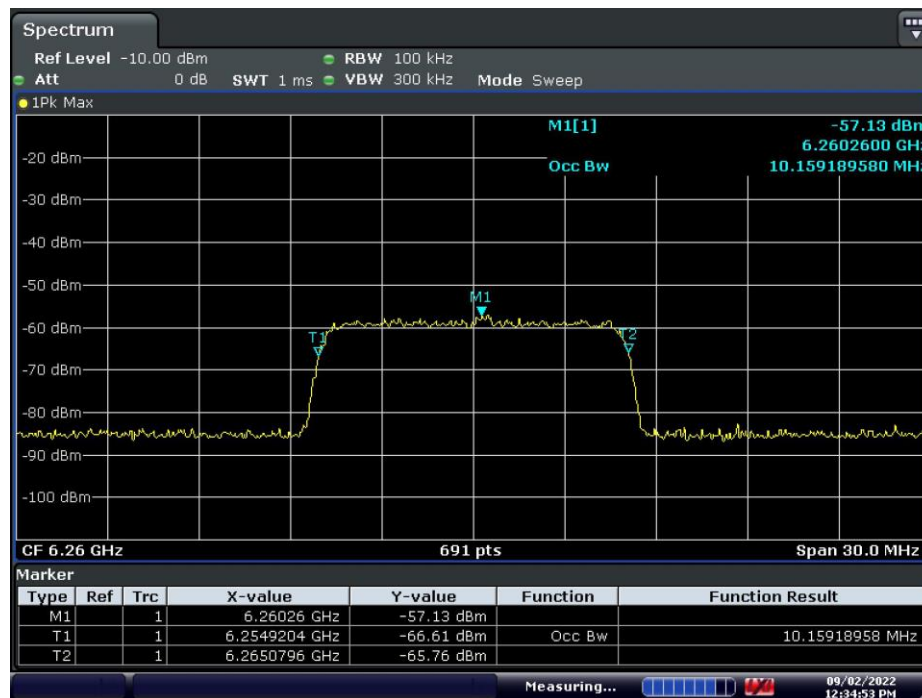


Plot 7-555. AWGN Signal – UNII 5 – 160MHz – Mid

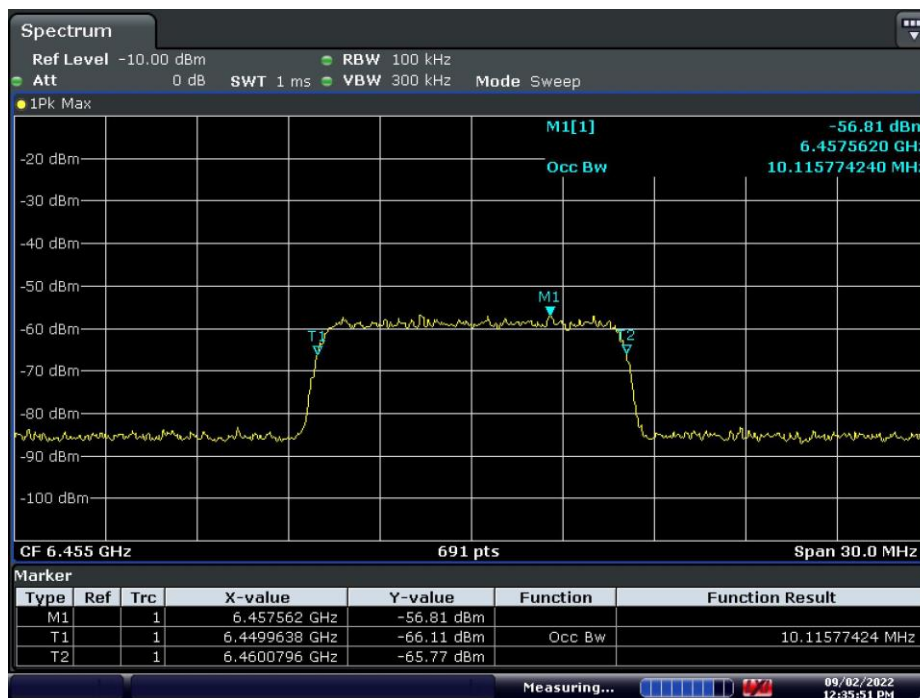


Plot 7-556. AWGN Signal – UNII 5 – 160MHz - High

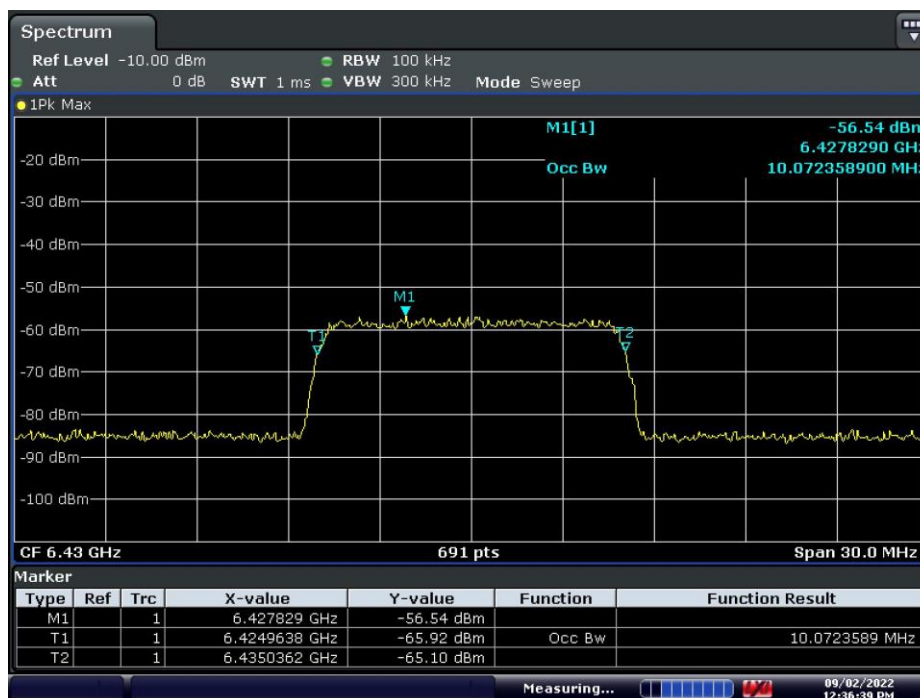
FCC ID: BCGA2436 IC: 579C-A2436	 MEASUREMENT REPORT (CERTIFICATION)		Approved by: Technical Manager
Test Report S/N: 1C2205090027-11-R2.BCG	Test Dates: 5/30/2022 - 9/16/2022	EUT Type: Tablet Device	Page 162 of 280

V 10.5 12/15/2021

Unless otherwise specified, no part of this report may be reproduced or utilized in any part, form or by any means, electronic or mechanical, including photocopying and microfilm, without permission in writing from Element. If you have any questions about this or have an enquiry about obtaining additional rights to this report or assembly of contents thereof, please contact ct.info@element.com.



Plot 7-557. AWGN Signal – UNII 6 – 20MHz



Plot 7-558. AWGN Signal – UNII 6 – 160MHz - Low

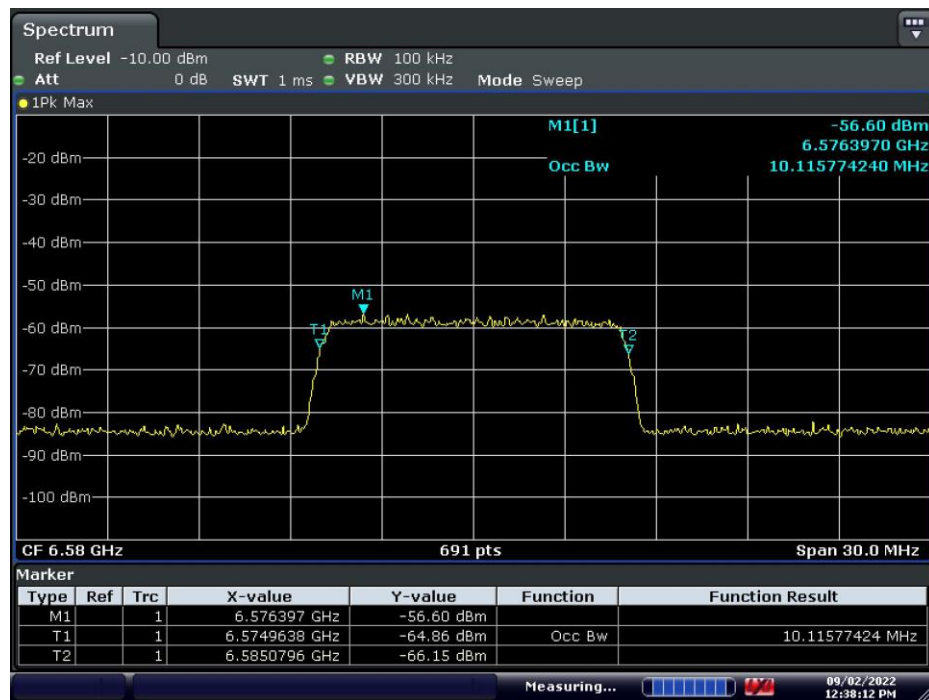
FCC ID: BCGA2436 IC: 579C-A2436	 MEASUREMENT REPORT (CERTIFICATION)		Approved by: Technical Manager
Test Report S/N: 1C2205090027-11-R2.BCG	Test Dates: 5/30/2022 - 9/16/2022	EUT Type: Tablet Device	Page 163 of 280

V 10.5 12/15/2021

Unless otherwise specified, no part of this report may be reproduced or utilized in any part, form or by any means, electronic or mechanical, including photocopying and microfilm, without permission in writing from Element. If you have any questions about this or have an enquiry about obtaining additional rights to this report or assembly of contents thereof, please contact ct.info@element.com.



Plot 7-559. AWGN Signal – UNII 6 – 160MHz – Mid



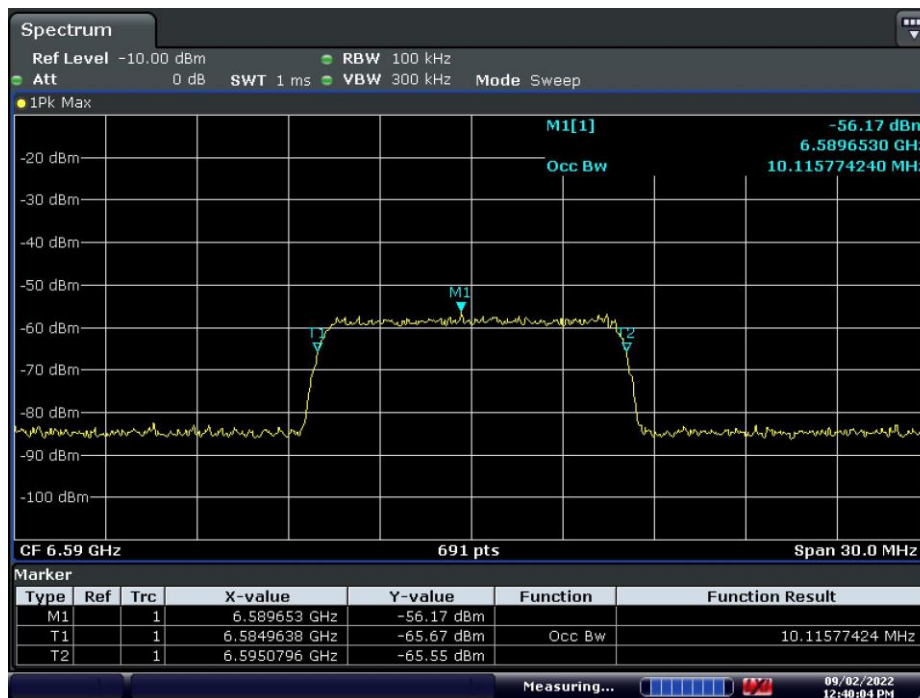
Plot 7-560. AWGN Signal – UNII 6 – 160MHz - High

FCC ID: BCGA2436 IC: 579C-A2436	 MEASUREMENT REPORT (CERTIFICATION)		Approved by: Technical Manager
Test Report S/N: 1C2205090027-11-R2.BCG	Test Dates: 5/30/2022 - 9/16/2022	EUT Type: Tablet Device	Page 164 of 280

V 10.5 12/15/2021



Plot 7-561. AWGN Signal – UNII 7 – 20MHz

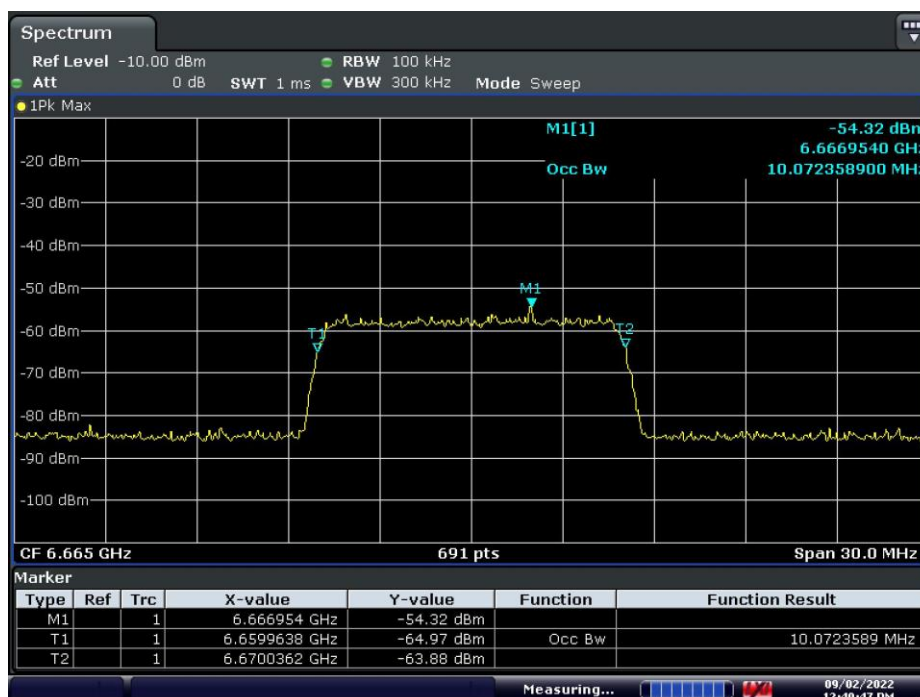


Plot 7-562. AWGN Signal – UNII 7 – 160MHz - Low

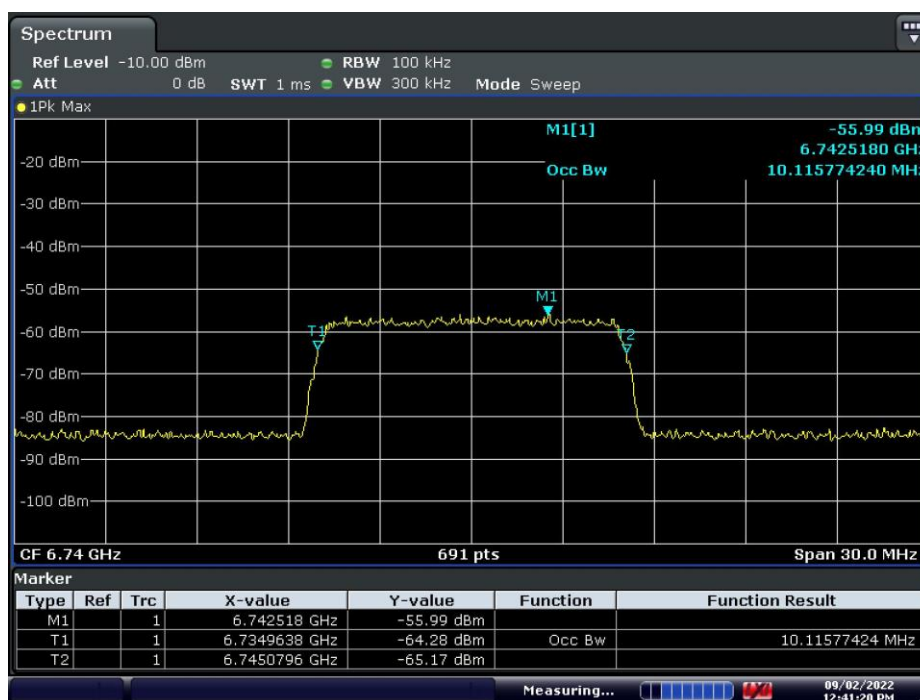
FCC ID: BCGA2436 IC: 579C-A2436	 MEASUREMENT REPORT (CERTIFICATION)		Approved by: Technical Manager
Test Report S/N: 1C2205090027-11-R2.BCG	Test Dates: 5/30/2022 - 9/16/2022	EUT Type: Tablet Device	Page 165 of 280

V 10.5 12/15/2021

Unless otherwise specified, no part of this report may be reproduced or utilized in any part, form or by any means, electronic or mechanical, including photocopying and microfilm, without permission in writing from Element. If you have any questions about this or have an enquiry about obtaining additional rights to this report or assembly of contents thereof, please contact ct.info@element.com.



Plot 7-563. AWGN Signal – UNII 7 – 160MHz – Mid

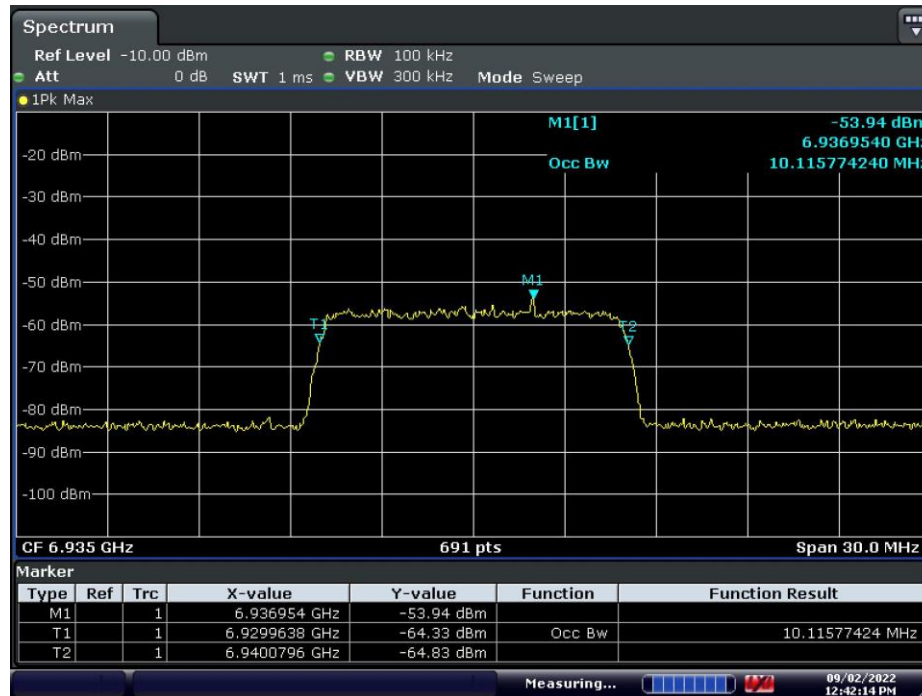


Plot 7-564. AWGN Signal – UNII 7 – 160MHz - High

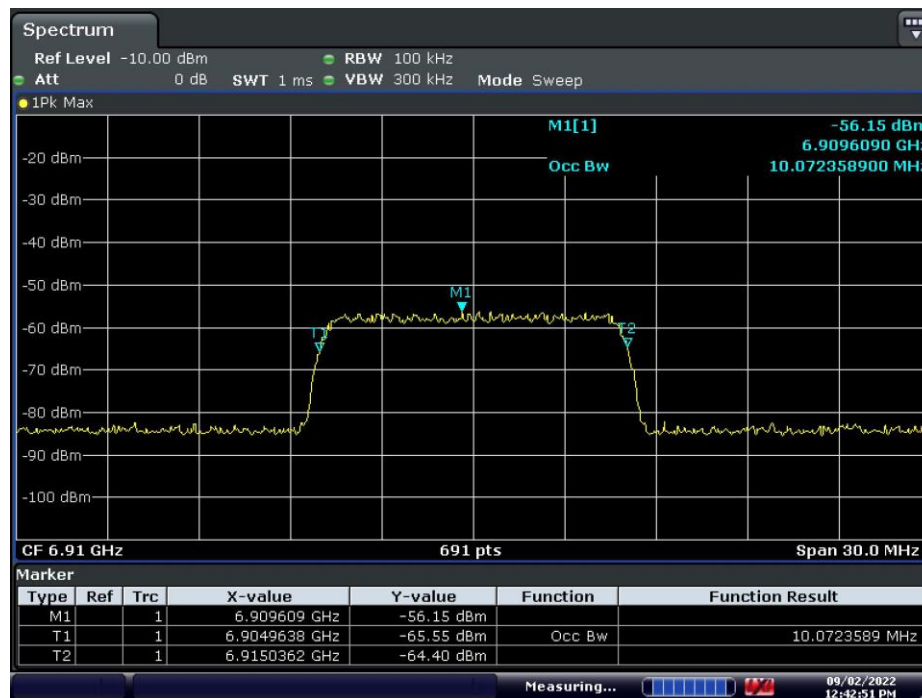
FCC ID: BCGA2436 IC: 579C-A2436		MEASUREMENT REPORT (CERTIFICATION)	Approved by: Technical Manager
Test Report S/N: 1C2205090027-11-R2.BCG	Test Dates: 5/30/2022 - 9/16/2022	EUT Type: Tablet Device	Page 166 of 280

V 10.5 12/15/2021

Unless otherwise specified, no part of this report may be reproduced or utilized in any part, form or by any means, electronic or mechanical, including photocopying and microfilm, without permission in writing from Element. If you have any questions about this or have an enquiry about obtaining additional rights to this report or assembly of contents thereof, please contact ct.info@element.com.



Plot 7-565. AWGN Signal – UNII 8 – 20MHz

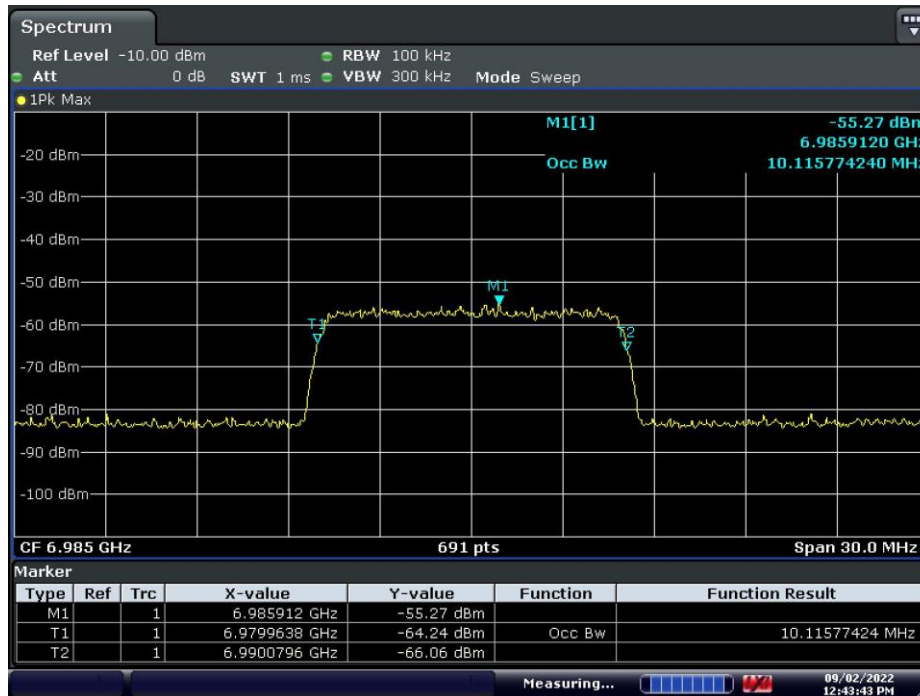


Plot 7-566. AWGN Signal – UNII 8 – 160MHz - Low

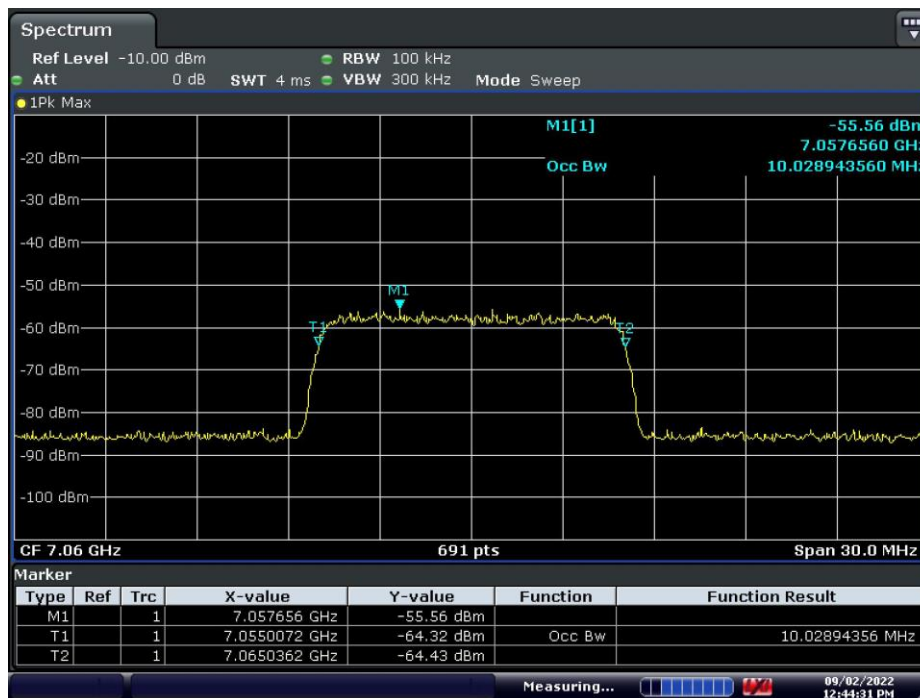
FCC ID: BCGA2436 IC: 579C-A2436		MEASUREMENT REPORT (CERTIFICATION)	Approved by: Technical Manager
Test Report S/N: 1C2205090027-11-R2.BCG	Test Dates: 5/30/2022 - 9/16/2022	EUT Type: Tablet Device	Page 167 of 280

V 10.5 12/15/2021

Unless otherwise specified, no part of this report may be reproduced or utilized in any part, form or by any means, electronic or mechanical, including photocopying and microfilm, without permission in writing from Element. If you have any questions about this or have an enquiry about obtaining additional rights to this report or assembly of contents thereof, please contact ct.info@element.com.



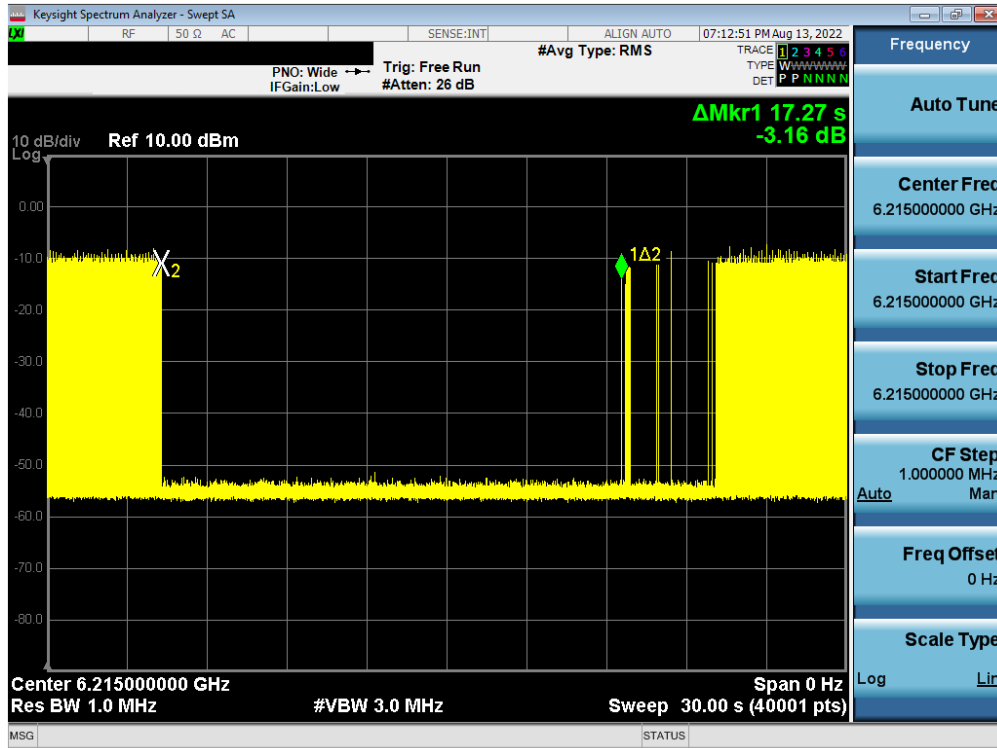
Plot 7-567. AWGN Signal – UNII 8 – 160MHz – Mid



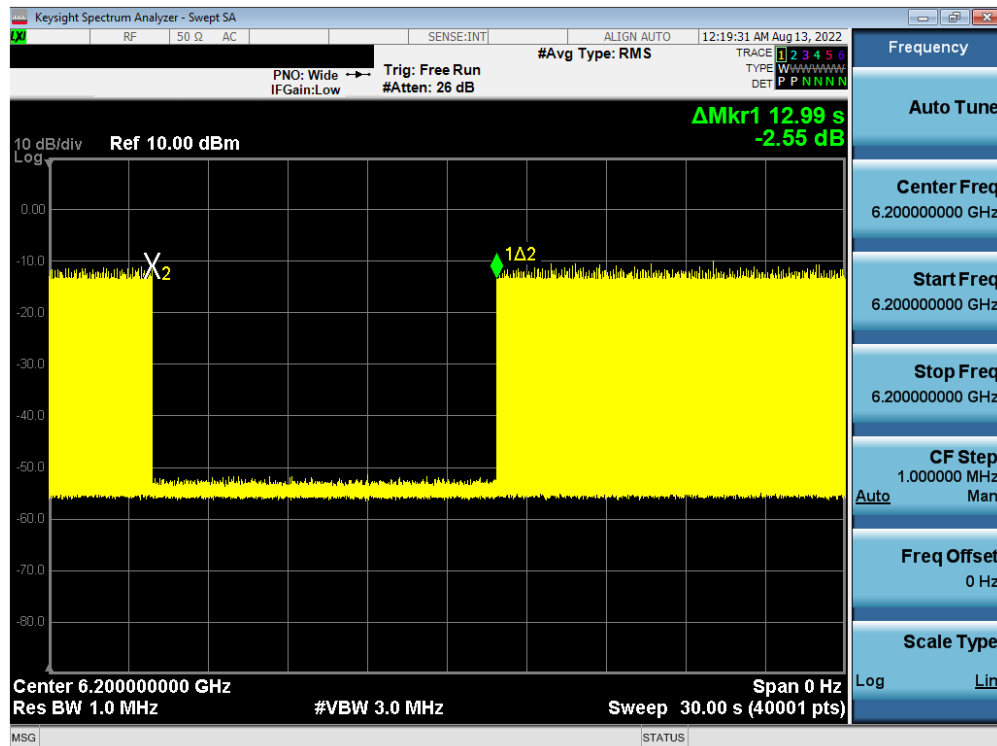
Plot 7-568. AWGN Signal – UNII 8 – 160MHz - High

FCC ID: BCGA2436 IC: 579C-A2436	MEASUREMENT REPORT (CERTIFICATION)		Approved by: Technical Manager
Test Report S/N: 1C2205090027-11-R2.BCG	Test Dates: 5/30/2022 - 9/16/2022	EUT Type: Tablet Device	Page 168 of 280

Contention-Based Protocol Timing Plots



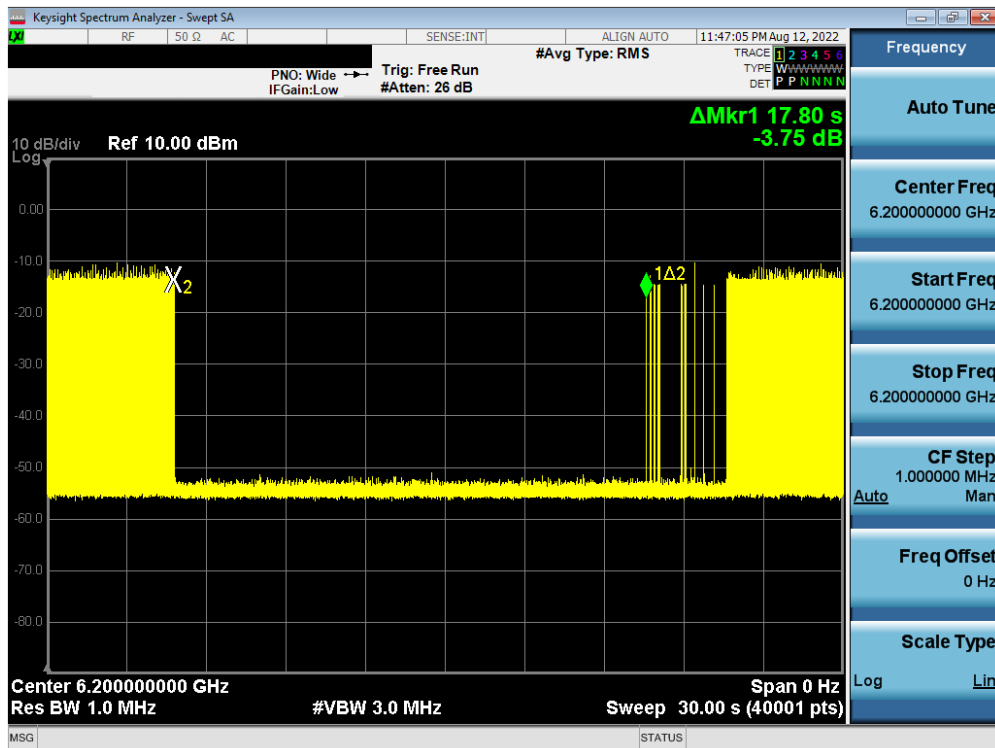
Plot 7-569. Contention Based Protocol Timing Plot – UNII 5 – 20MHz Channel 53



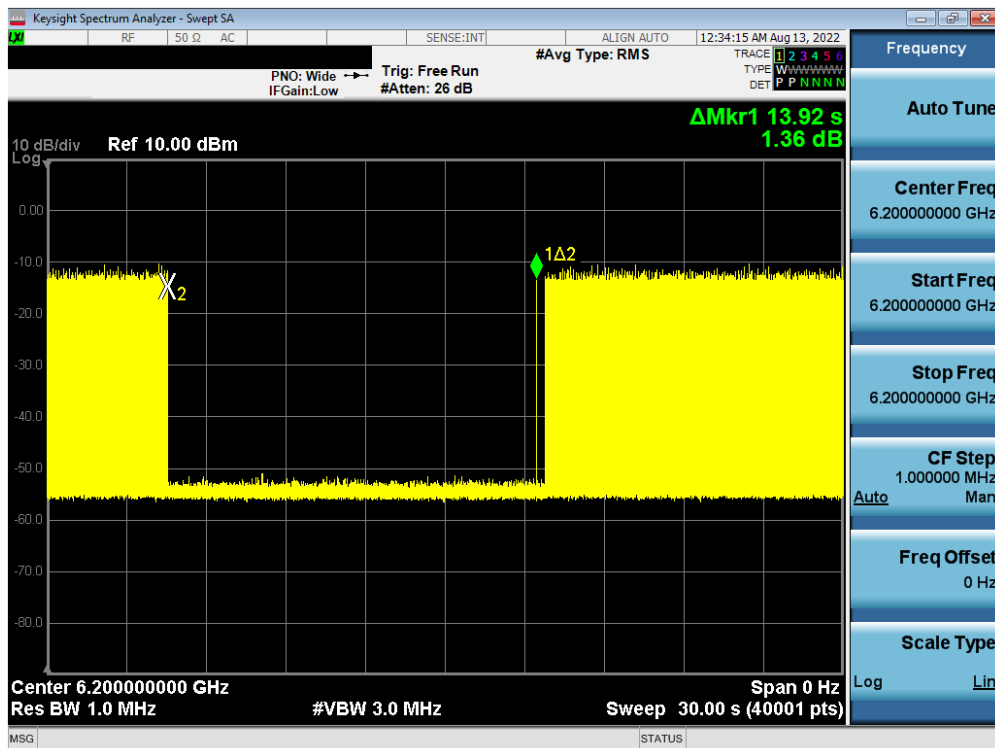
Plot 7-570. Contention Based Protocol Timing Plot – UNII 5 – 160MHz Channel 47 – Low

FCC ID: BCGA2436 IC: 579C-A2436		MEASUREMENT REPORT (CERTIFICATION)	Approved by: Technical Manager
Test Report S/N: 1C2205090027-11-R2.BCG	Test Dates: 5/30/2022 - 9/16/2022	EUT Type: Tablet Device	Page 169 of 280

V 10.5 12/15/2021

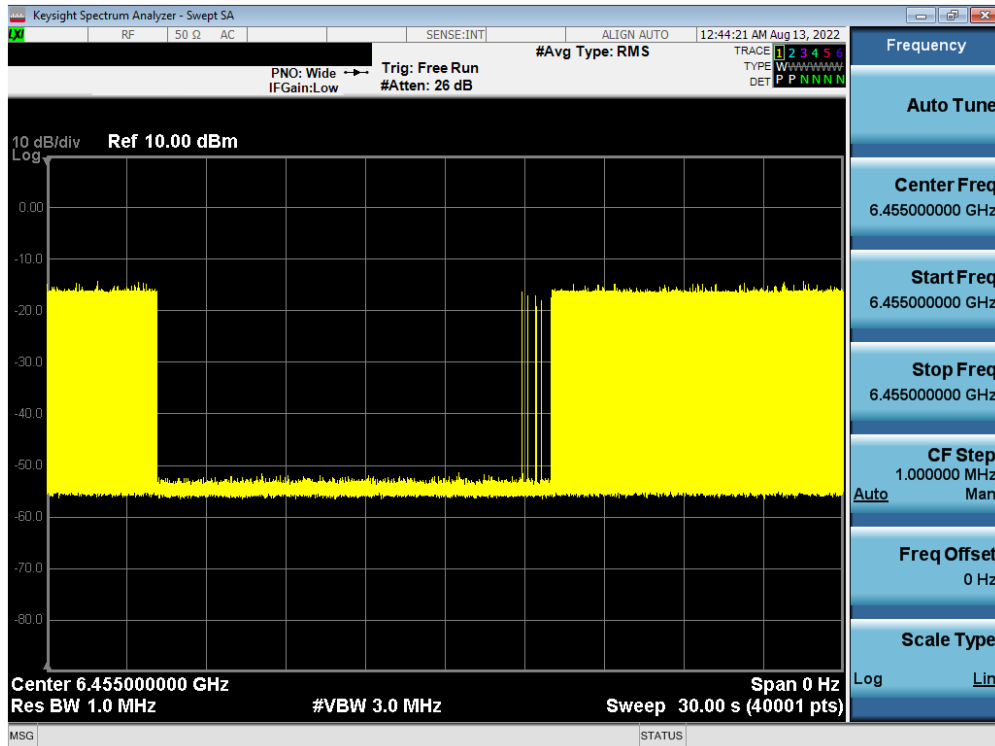


Plot 7-571. Contention Based Protocol Timing Plot – UNII 5 – 160MHz Channel 47 – Mid

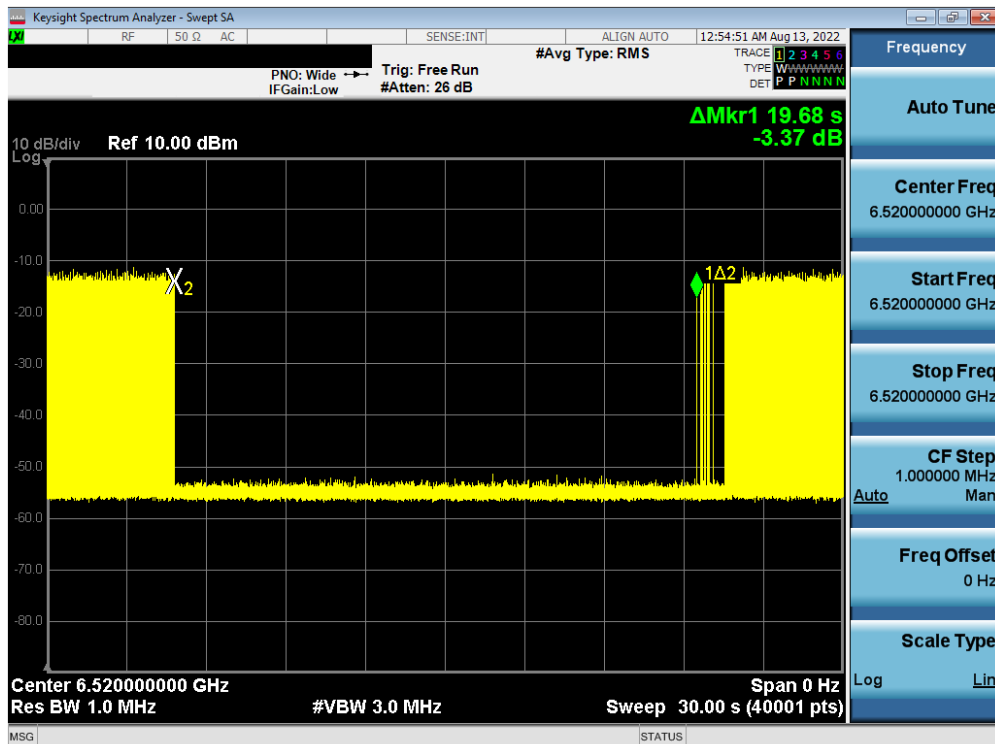


Plot 7-572. Contention Based Protocol Timing Plot – UNII 5 – 160MHz Channel 47 – High

FCC ID: BCGA2436 IC: 579C-A2436	element	MEASUREMENT REPORT (CERTIFICATION)	Approved by: Technical Manager
Test Report S/N: 1C2205090027-11-R2.BCG	Test Dates: 5/30/2022 - 9/16/2022	EUT Type: Tablet Device	Page 170 of 280

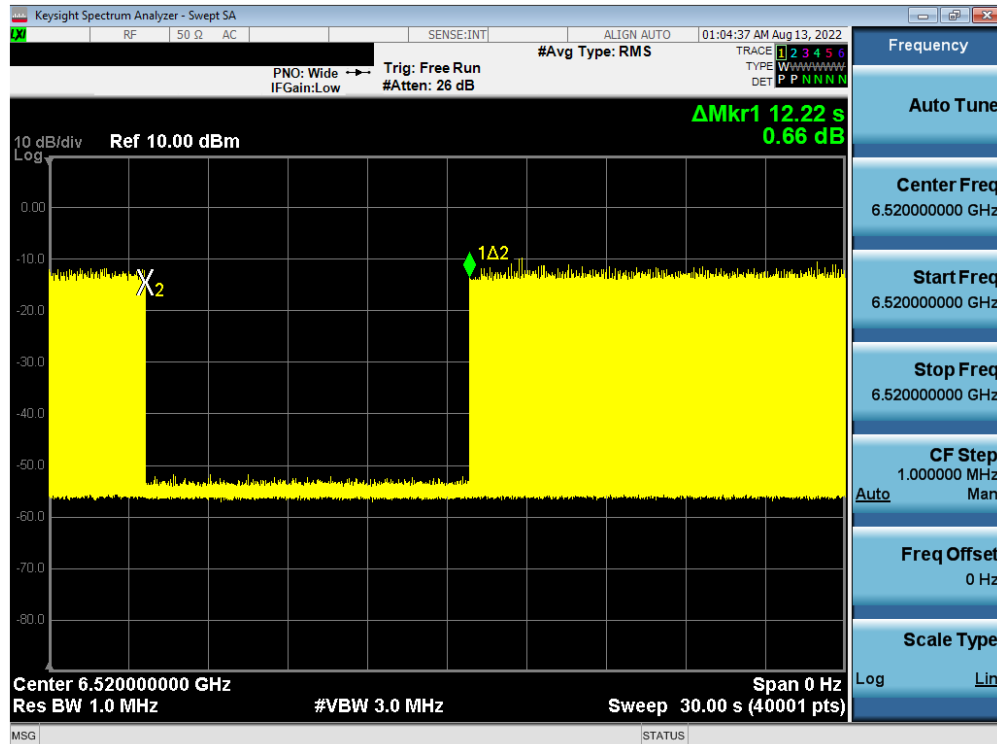


Plot 7-573. Contention Based Protocol Timing Plot – UNII 6 – 20MHz Channel 101

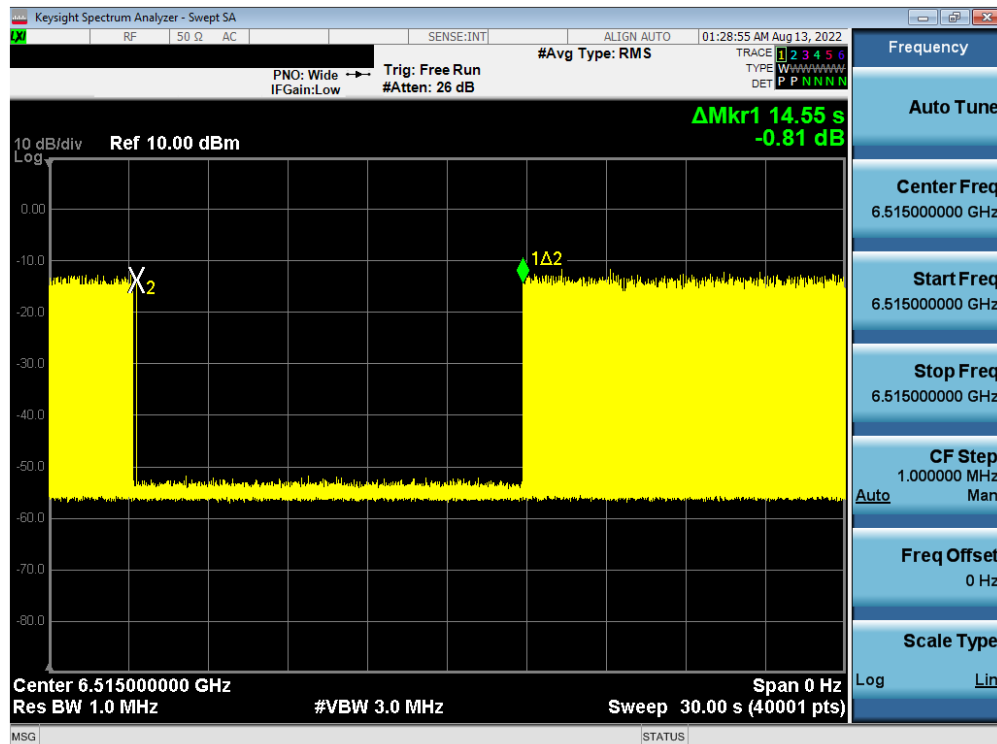


Plot 7-574. Contention Based Protocol Timing Plot – UNII 6 – 160MHz Channel 111 – Low

FCC ID: BCGA2436 IC: 579C-A2436		MEASUREMENT REPORT (CERTIFICATION)	Approved by: Technical Manager
Test Report S/N: 1C2205090027-11-R2.BCG	Test Dates: 5/30/2022 - 9/16/2022	EUT Type: Tablet Device	Page 171 of 280

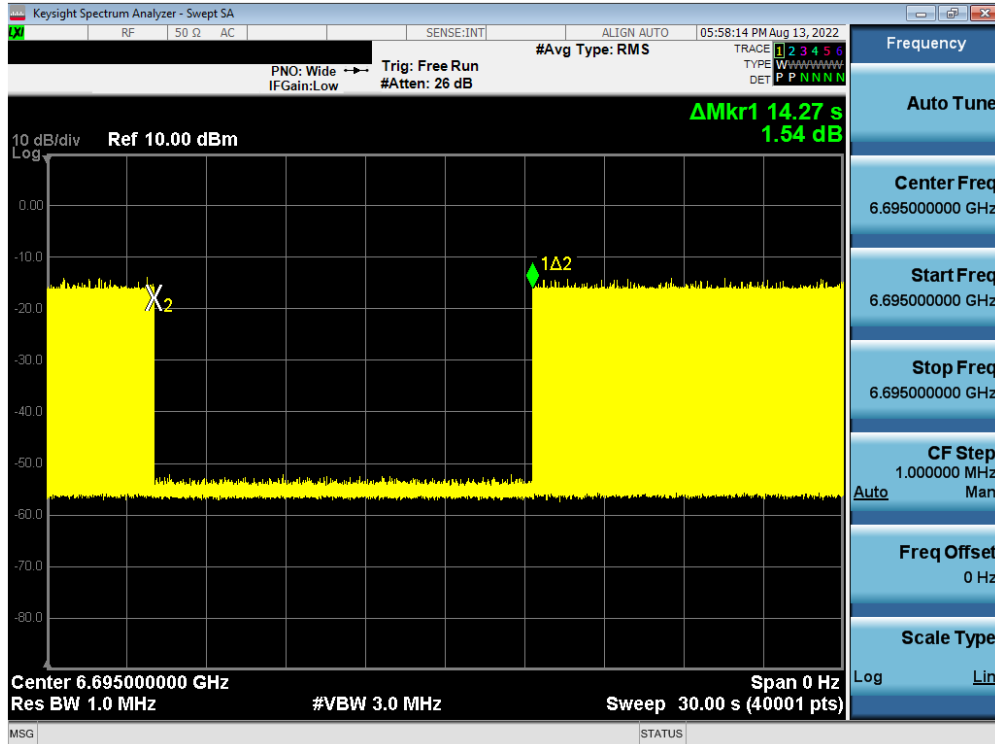


Plot 7-575. Contention Based Protocol Timing Plot – UNII 6 – 160MHz Channel 111 – Mid

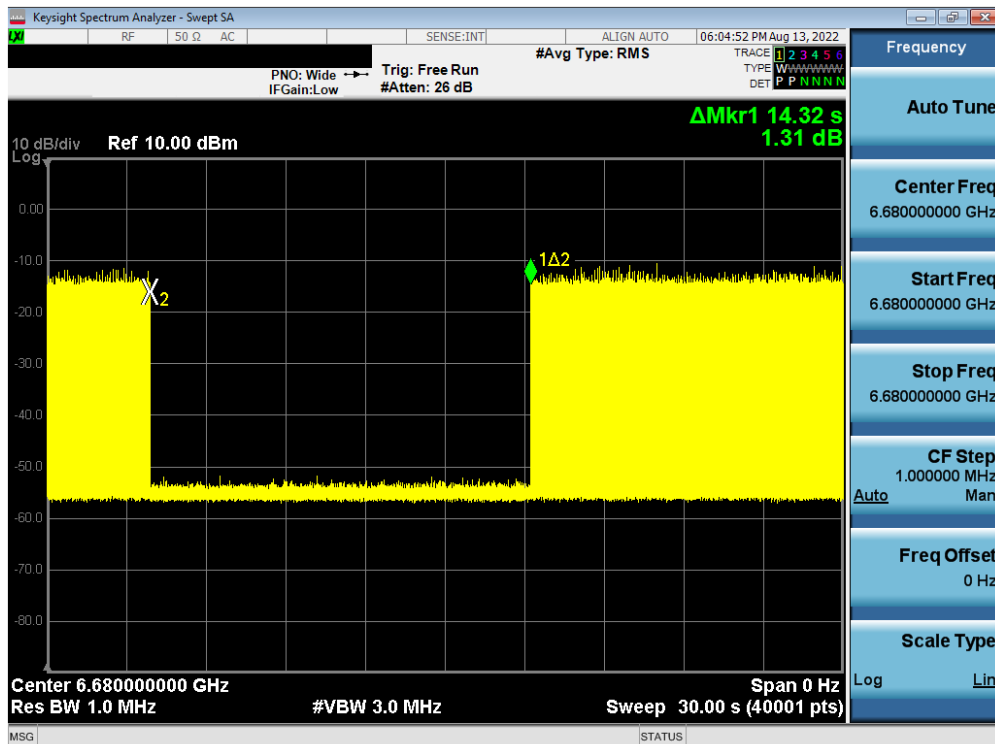


Plot 7-576. Contention Based Protocol Timing Plot – UNII 6 – 160MHz Channel 111 – High

FCC ID: BCGA2436 IC: 579C-A2436	 MEASUREMENT REPORT (CERTIFICATION)		Approved by: Technical Manager
Test Report S/N: 1C2205090027-11-R2.BCG	Test Dates: 5/30/2022 - 9/16/2022	EUT Type: Tablet Device	Page 172 of 280

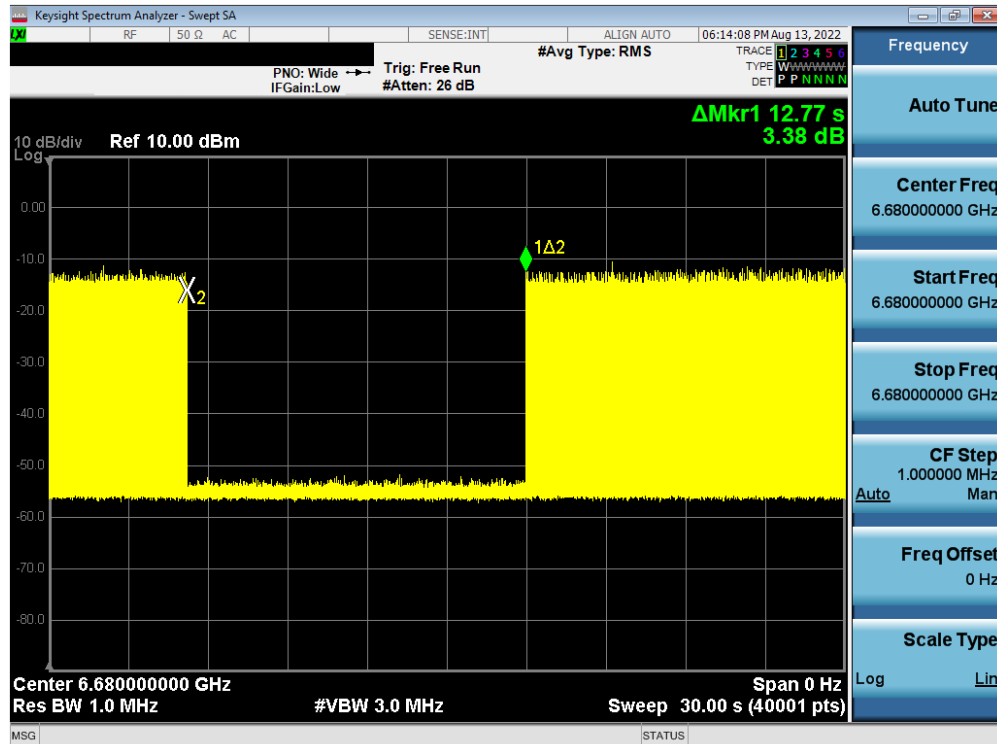


Plot 7-577. Contention Based Protocol Timing Plot – UNII 7 – 20MHz Channel 149

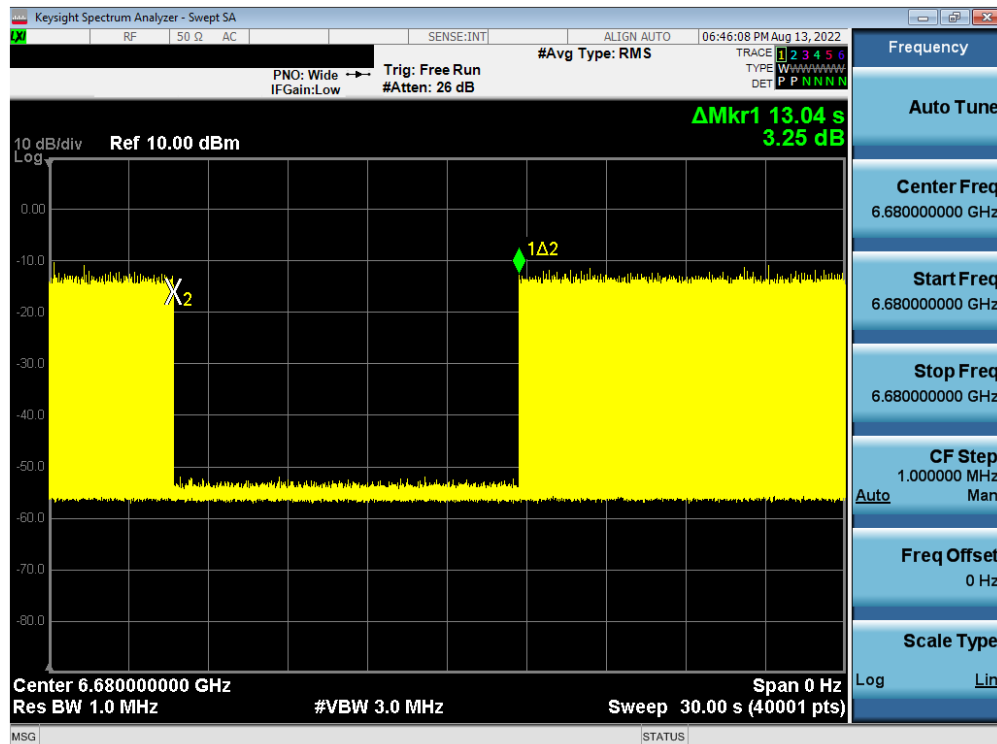


Plot 7-578. Contention Based Protocol Timing Plot – UNII 7 – 160MHz Channel 143 – Low

FCC ID: BCGA2436 IC: 579C-A2436		MEASUREMENT REPORT (CERTIFICATION)	Approved by: Technical Manager
Test Report S/N: 1C2205090027-11-R2.BCG	Test Dates: 5/30/2022 - 9/16/2022	EUT Type: Tablet Device	Page 173 of 280

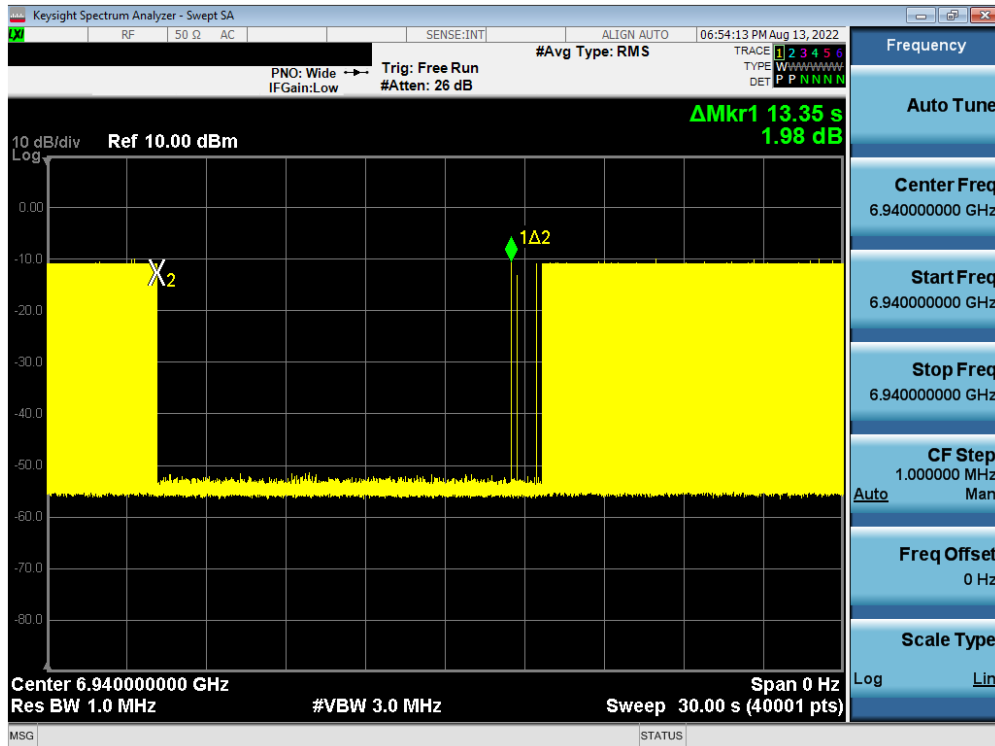


Plot 7-579. Contention Based Protocol Timing Plot – UNII 7 – 160MHz Channel 143 – Mid

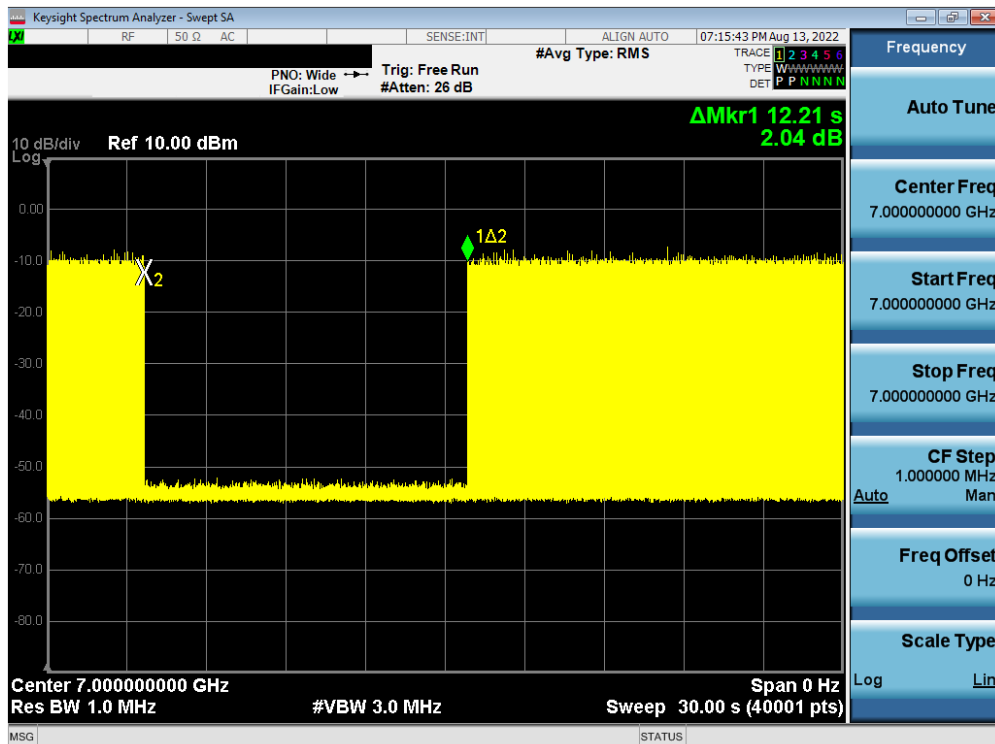


Plot 7-580. Contention Based Protocol Timing Plot – UNII 7 – 160MHz Channel 143 – High

FCC ID: BCGA2436 IC: 579C-A2436		MEASUREMENT REPORT (CERTIFICATION)	Approved by: Technical Manager
Test Report S/N: 1C2205090027-11-R2.BCG	Test Dates: 5/30/2022 - 9/16/2022	EUT Type: Tablet Device	Page 174 of 280

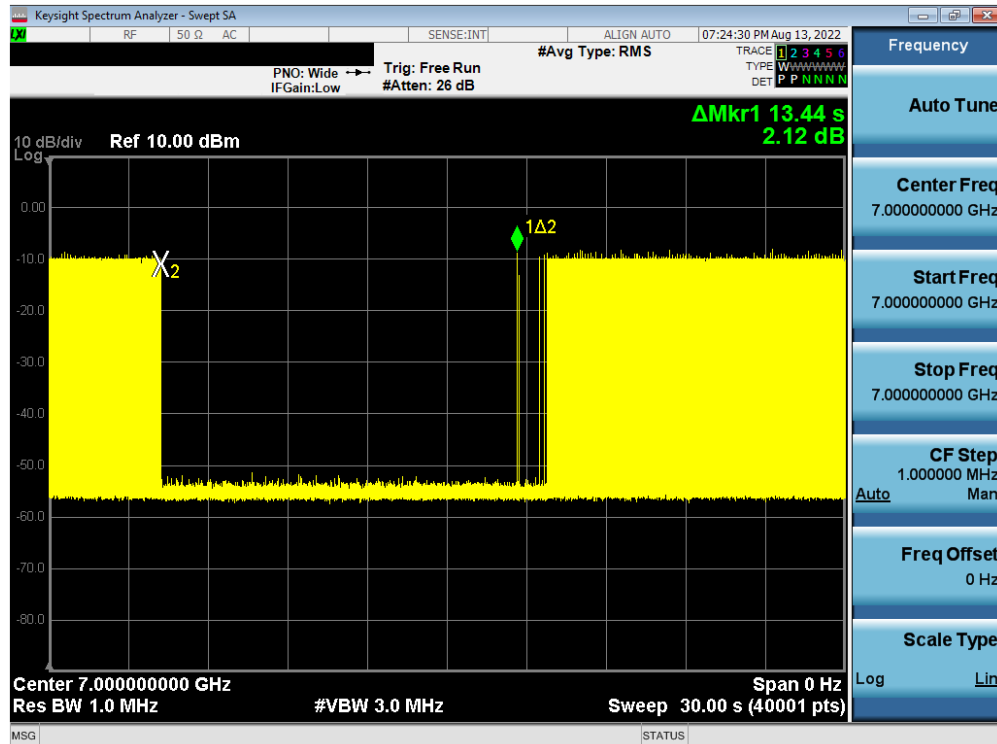


Plot 7-581. Contention Based Protocol Timing Plot – UNII 8 – 20MHz Channel 197

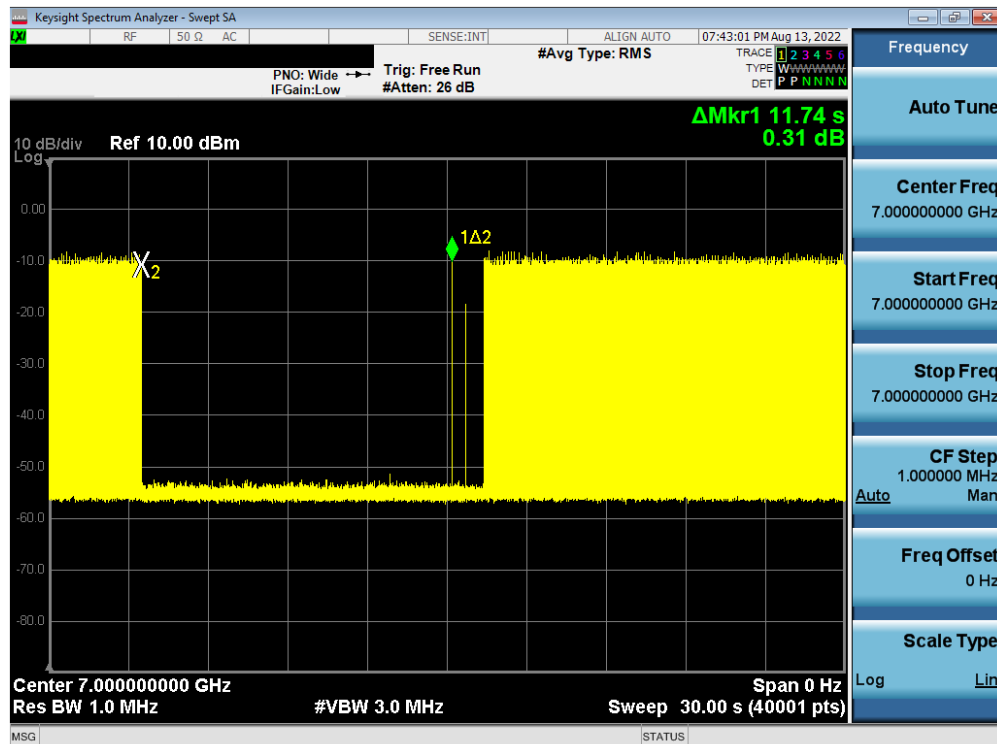


Plot 7-582. Contention Based Protocol Timing Plot – UNII 8 – 160MHz Channel 207 – Low

FCC ID: BCGA2436 IC: 579C-A2436		MEASUREMENT REPORT (CERTIFICATION)	Approved by: Technical Manager
Test Report S/N: 1C2205090027-11-R2.BCG	Test Dates: 5/30/2022 - 9/16/2022	EUT Type: Tablet Device	Page 175 of 280



Plot 7-583. Contention Based Protocol Timing Plot – UNII 8 – 160MHz Channel 207 – Mid



Plot 7-584. Contention Based Protocol Timing Plot – UNII 8 – 160MHz Channel 207 – High

FCC ID: BCGA2436 IC: 579C-A2436	element	MEASUREMENT REPORT (CERTIFICATION)	Approved by: Technical Manager
Test Report S/N: 1C2205090027-11-R2.BCG	Test Dates: 5/30/2022 - 9/16/2022	EUT Type: Tablet Device	Page 176 of 280

7.7 Radiated Spurious Emissions – Above 1GHz

§15.407(b) §15.205 §15.209; RSS-Gen [8.9]

Test Overview and Limit

All out of band radiated spurious emissions are measured with a spectrum analyzer connected to a receive antenna while the EUT is operating at its maximum duty cycle, at its maximum power control level, as defined in ANSI C63.10-2013 and KDB 789033 D02 v02r01, and at the appropriate frequencies. All channels, modes (e.g. 802.11a, 802.11n, 802.11ax(SU) (20MHz BW), 802.11n, 802.11ax(SU) (40MHz BW), and 802.11ac, 802.11ax(SU) (80MHz), and modulations/data rates were investigated among all UNII bands. Only the radiated emissions of the configuration that produced the worst case emissions are reported in this section.

For transmitters operating in the 5.925-7.125 GHz band: All emissions outside of the 5.925-7.125 GHz band shall not exceed an EIRP of -27 dBm/MHz. Emissions found in a restricted band are subject to the limits of 15.209 as shown in the table below.

Frequency	Field Strength [$\mu\text{V/m}$]	Measured Distance [Meters]
Above 960.0 MHz	500	3

Table 7-56. Radiated Limits

Test Procedures Used

ANSI C63.10-2013 – Sections 12.7.7.2, 12.7.6, 12.7.5
KDB 789033 D02 v02r01 – Section G

Test Settings

Average Field Strength Measurements

1. Analyzer center frequency was set to the frequency of the radiated spurious emission of interest
2. RBW = 1MHz
3. VBW = 3MHz
4. Detector = power average (RMS)
5. Number of measurement points = 1001 (Number of points must be $\geq 2 \times \text{span/RBW}$)
6. Averaging type = power (RMS)
7. Sweep time = auto couple
8. Trace was averaged over 100 sweeps

Peak Field Strength Measurements

1. Analyzer center frequency was set to the frequency of the radiated spurious emission of interest
2. RBW = 1MHz
3. VBW = 3MHz
4. Detector = peak
5. Sweep time = auto couple
6. Trace mode = max hold
7. Trace was allowed to stabilize

FCC ID: BCGA2436 IC: 579C-A2436		MEASUREMENT REPORT (CERTIFICATION)	Approved by: Technical Manager
Test Report S/N: 1C2205090027-11-R2.BCG	Test Dates: 5/30/2022 - 9/16/2022	EUT Type: Tablet Device	Page 177 of 280

V 10.5 12/15/2021

Test Setup

The EUT and measurement equipment were set up as shown in the diagram below.

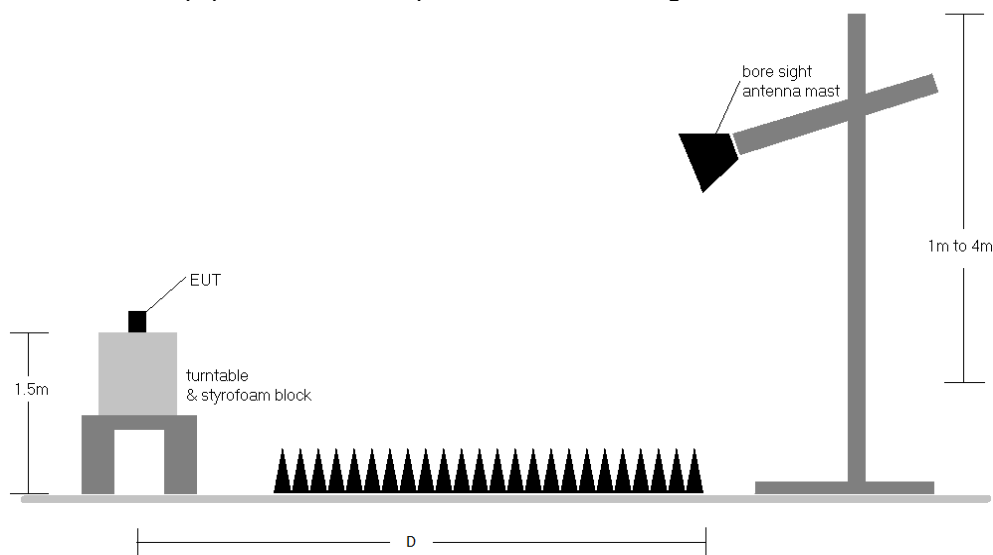


Figure 7-6. Test Instrument & Measurement Setup

FCC ID: BCGA2436 IC: 579C-A2436	 MEASUREMENT REPORT (CERTIFICATION)		Approved by: Technical Manager
Test Report S/N: 1C2205090027-11-R2.BCG	Test Dates: 5/30/2022 - 9/16/2022	EUT Type: Tablet Device	Page 178 of 280

V 10.5 12/15/2021

Unless otherwise specified, no part of this report may be reproduced or utilized in any part, form or by any means, electronic or mechanical, including photocopying and microfilm, without permission in writing from Element. If you have any questions about this or have an enquiry about obtaining additional rights to this report or assembly of contents thereof, please contact ct.info@element.com.

Test Notes

1. All emissions that lie in the restricted bands (denoted by a * next to the frequency) specified in §15.205 and Section 8.10 of RSS-Gen are below the limit shown in Table 7-56.
2. All spurious emissions lying in restricted bands specified in §15.205 and Section 8.10 of RSS-Gen are below the limit shown in Table 7-56. All spurious emissions that do not lie in a restricted band are subject to a peak limit of -27dBm/MHz. At a distance of 3 meters, the field strength limit in dBμV/m can be determined by adding a “conversion” factor of 95.2dB to the EIRP limit of -27dBm/MHz to obtain the limit for out of band spurious emissions of 68.2dBμV/m.
3. The antenna is manipulated through typical positions, polarity and length during the tests. The EUT is manipulated through three orthogonal planes.
4. This unit was tested with its standard battery.
5. The spectrum is measured from 9kHz to the 10th harmonic of the fundamental frequency of the transmitter using CISPR quasi peak detector below 1GHz. Above 1 GHz, average and peak measurements were taken using linearly polarized horn antennas.
6. D is the measurement test distance and emissions 1-18GHz were measured at a 3 meters test distance while emissions above 18GHz were measured at a 1 meter test distance with the application of a distance correction factor.
7. The wide spectrum spurious emissions plots shown on the following pages are used only for the purpose of emission identification. Any emissions found to be within 20dB of the limit are fully investigated and the results are shown in this section.
8. All data rates were investigated and only the worse case is reported
9. The unit was tested with all possible modes and only the highest emission is reported.
10. The "-" shown in the following RSE tables are used to denote a noise floor measurement.

Sample Calculations

Determining Spurious Emissions Levels

- Field Strength Level [dBμV/m] = Analyzer Level [dBm] + 107 + AFCL [dB/m]
- AFCL [dB/m] = Antenna Factor [dB/m] + Cable Loss [dB] – Preamplifier Gain [dB]
- Margin [dB] = Field Strength Level [dBμV/m] – Limit [dBμV/m]

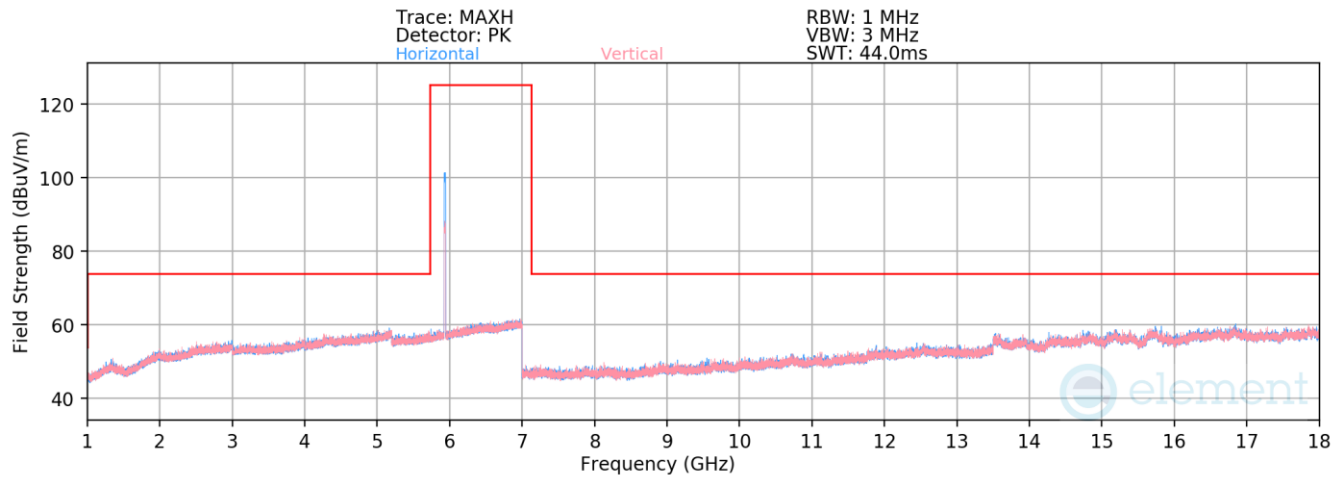
Radiated Band Edge Measurement Offset

- The amplitude offset shown in the radiated restricted band edge plots in Section 7.5 was calculated using the formula:
Offset (dB) = (Antenna Factor + Cable Loss + Attenuator) – Preamplifier Gain

FCC ID: BCGA2436 IC: 579C-A2436		MEASUREMENT REPORT (CERTIFICATION)	Approved by: Technical Manager
Test Report S/N: 1C2205090027-11-R2.BCG	Test Dates: 5/30/2022 - 9/16/2022	EUT Type: Tablet Device	Page 179 of 280

V 10.5 12/15/2021

7.7.1 Antenna WF5t Radiated Spurious Emission



Plot 7-585. Radiated Spurious Emissions above 1GHz Antenna WF5t (802.11ax – Ch. 1, MCS2)

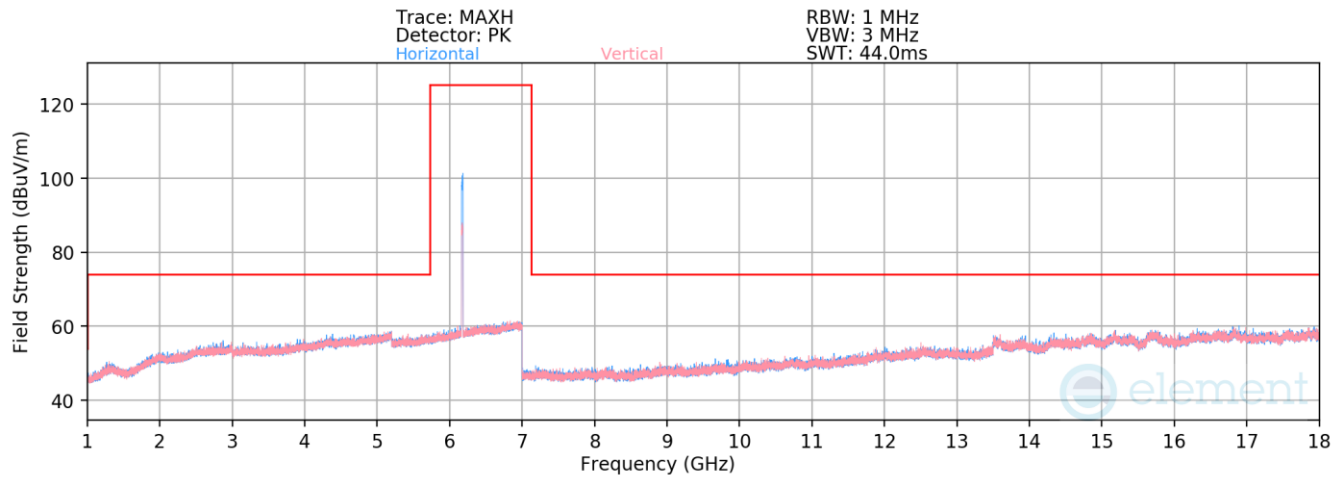
Mode: 802.11ax
Data Rate: MCS2
Distance of Measurements: 3 Meters
Operating Frequency: 5955MHz
Channel: 1

Frequency [MHz]	Detector	Ant. Pol. [H/V]	Antenna Height [cm]	Turntable Azimuth [degree]	Analyzer Level [dBm]	AFCL [dB/m]	Field Strength [dBuV/m]	Limit [dBuV/m]	Margin [dB]
* 11870.00	Peak	H	-	-	-71.15	18.18	54.03	73.98	-19.95
* 11870.00	Average	H	-	-	-83.01	18.18	42.17	53.98	-11.81
* 17805.00	Peak	H	-	-	-72.93	23.46	57.53	73.98	-16.45
* 17805.00	Average	H	-	-	-84.15	23.46	46.31	53.98	-7.67

Table 7-57. Radiated Spurious Emission Measurements Antenna WF5t

FCC ID: BCGA2436 IC: 579C-A2436		MEASUREMENT REPORT (CERTIFICATION)	Approved by: Technical Manager
Test Report S/N: 1C2205090027-11-R2.BCG	Test Dates: 5/30/2022 - 9/16/2022	EUT Type: Tablet Device	Page 180 of 280

V 10.5 12/15/2021



Plot 7-586. Radiated Spurious Emissions above 1GHz Antenna WF5t (802.11ax – Ch. 45, MCS2)

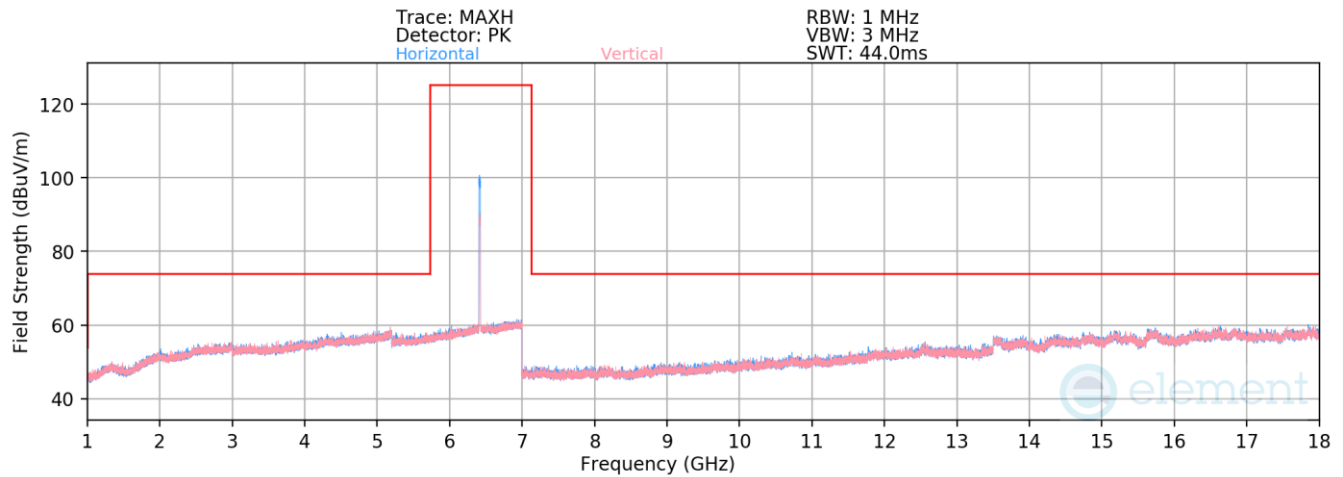
Mode: 802.11ax
Data Rate: MCS2
Distance of Measurements: 3 Meters
Operating Frequency: 6175MHz
Channel: 45

Frequency [MHz]	Detector	Ant. Pol. [H/V]	Antenna Height [cm]	Turntable Azimuth [degree]	Analyzer Level [dBm]	AFCL [dB/m]	Field Strength [dBuV/m]	Limit [dBuV/m]	Margin [dB]
* 12350.00	Peak	H	-	-	-72.75	18.70	52.95	73.98	-21.03
* 12350.00	Average	H	-	-	-83.55	18.70	42.15	53.98	-11.83

Table 7-58. Radiated Spurious Emission Measurements Antenna WF5t

FCC ID: BCGA2436 IC: 579C-A2436		MEASUREMENT REPORT (CERTIFICATION)	Approved by: Technical Manager
Test Report S/N: 1C2205090027-11-R2.BCG	Test Dates: 5/30/2022 - 9/16/2022	EUT Type: Tablet Device	Page 181 of 280

V 10.5 12/15/2021



Plot 7-587. Radiated Spurious Emissions above 1GHz Antenna WF5t (802.11ax – Ch. 93, MCS2)

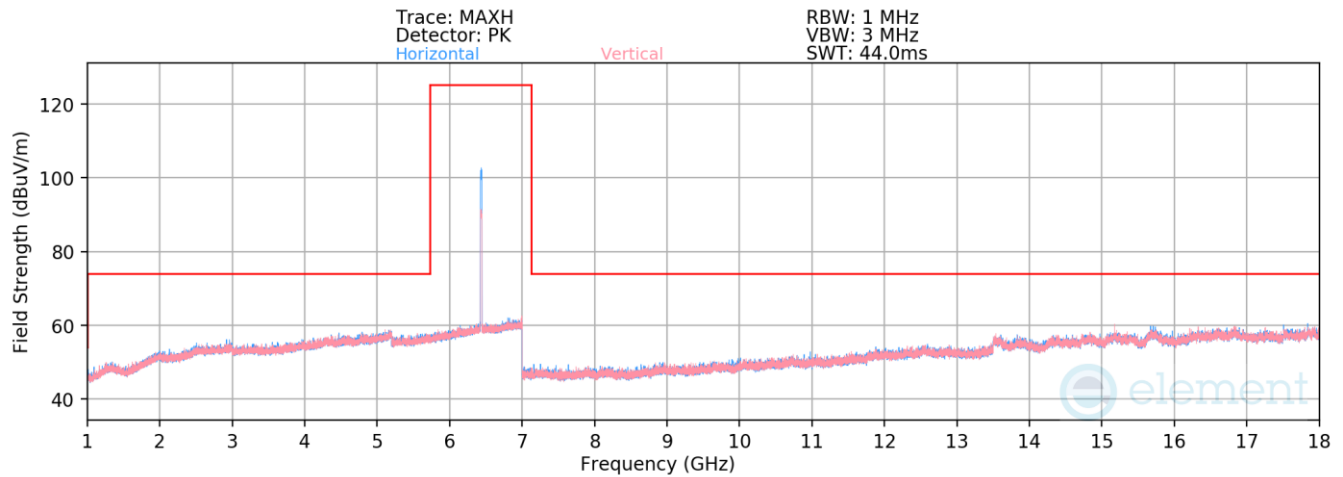
Mode: 802.11ax
Data Rate: MCS2
Distance of Measurements: 3 Meters
Operating Frequency: 6415MHz
Channel: 93

Frequency [MHz]	Detector	Ant. Pol. [H/V]	Antenna Height [cm]	Turntable Azimuth [degree]	Analyzer Level [dBm]	AFCL [dB/m]	Field Strength [dBuV/m]	Limit [dBuV/m]	Margin [dB]
12830.00	Average	H	-	-	-83.81	18.94	42.13	68.20	-26.07

Table 7-59. Radiated Spurious Emission Measurements Antenna WF5t

FCC ID: BCGA2436 IC: 579C-A2436		MEASUREMENT REPORT (CERTIFICATION)		Approved by: Technical Manager
Test Report S/N: 1C2205090027-11-R2.BCG	Test Dates: 5/30/2022 - 9/16/2022	EUT Type: Tablet Device		Page 182 of 280

V 10.5 12/15/2021



Plot 7-588. Radiated Spurious Emissions above 1GHz Antenna WF5t (802.11ax – Ch. 97, MCS2)

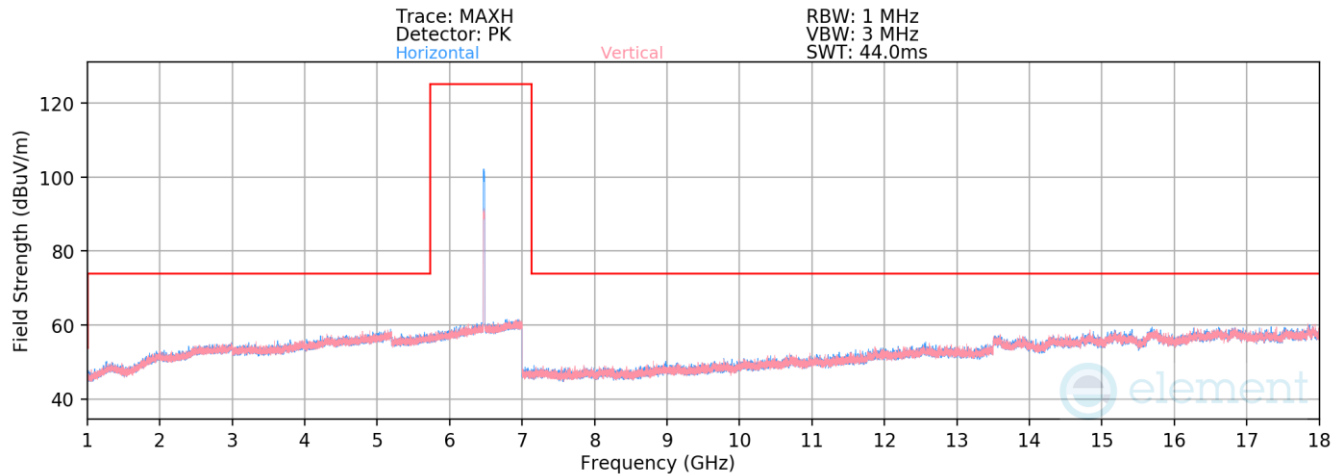
Mode: 802.11ax
Data Rate: MCS2
Distance of Measurements: 3 Meters
Operating Frequency: 6435MHz
Channel: 97

Frequency [MHz]	Detector	Ant. Pol. [H/V]	Antenna Height [cm]	Turntable Azimuth [degree]	Analyzer Level [dBm]	AFCL [dB/m]	Field Strength [dBuV/m]	Limit [dBuV/m]	Margin [dB]
12870.00	Average	H	265	112	-83.17	19.59	43.42	68.20	-24.78

Table 7-60. Radiated Spurious Emission Measurements Antenna WF5t

FCC ID: BCGA2436 IC: 579C-A2436		MEASUREMENT REPORT (CERTIFICATION)		Approved by: Technical Manager
Test Report S/N: 1C2205090027-11-R2.BCG	Test Dates: 5/30/2022 - 9/16/2022	EUT Type: Tablet Device		Page 183 of 280

V 10.5 12/15/2021



Plot 7-589. Radiated Spurious Emissions above 1GHz Antenna WF5t (802.11ax – Ch. 105, MCS2)

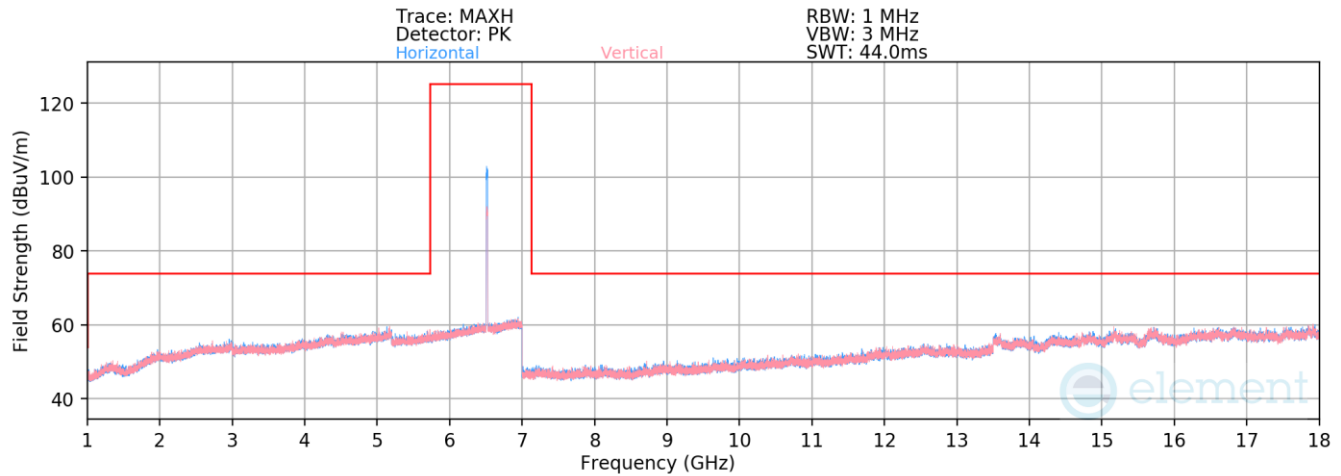
Mode: 802.11ax
Data Rate: MCS2
Distance of Measurements: 3 Meters
Operating Frequency: 6475MHz
Channel: 105

Frequency [MHz]	Detector	Ant. Pol. [H/V]	Antenna Height [cm]	Turntable Azimuth [degree]	Analyzer Level [dBm]	AFCL [dB/m]	Field Strength [dBuV/m]	Limit [dBuV/m]	Margin [dB]
12950.00	Average	H	253	110	-81.62	19.17	44.55	68.20	-23.65

Table 7-61. Radiated Spurious Emission Measurements Antenna WF5t

FCC ID: BCGA2436 IC: 579C-A2436		MEASUREMENT REPORT (CERTIFICATION)		Approved by: Technical Manager
Test Report S/N: 1C2205090027-11-R2.BCG	Test Dates: 5/30/2022 - 9/16/2022	EUT Type: Tablet Device		Page 184 of 280

V 10.5 12/15/2021



Plot 7-590. Radiated Spurious Emissions above 1GHz Antenna WF5t (802.11ax – Ch. 113, MCS2)

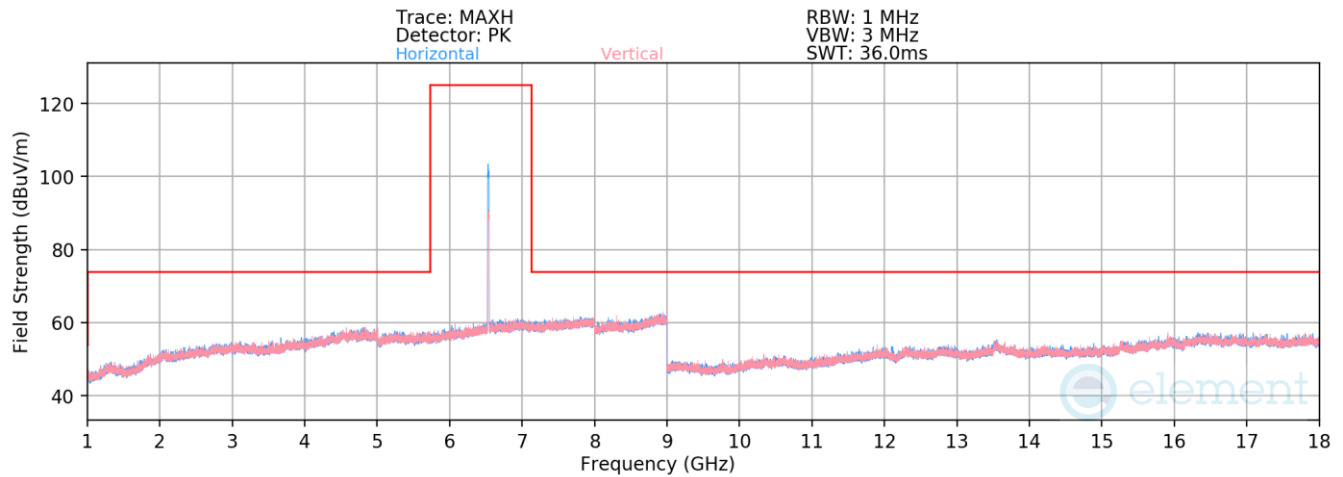
Mode: 802.11ax
Data Rate: MCS2
Distance of Measurements: 3 Meters
Operating Frequency: 6515MHz
Channel: 113

Frequency [MHz]	Detector	Ant. Pol. [H/V]	Antenna Height [cm]	Turntable Azimuth [degree]	Analyzer Level [dBm]	AFCL [dB/m]	Field Strength [dBuV/m]	Limit [dBuV/m]	Margin [dB]
13030.00	Average	H	252	112	-82.94	18.84	42.90	68.20	-25.30

Table 7-62. Radiated Spurious Emission Measurements Antenna WF5t

FCC ID: BCGA2436 IC: 579C-A2436		MEASUREMENT REPORT (CERTIFICATION)	Approved by: Technical Manager
Test Report S/N: 1C2205090027-11-R2.BCG	Test Dates: 5/30/2022 - 9/16/2022	EUT Type: Tablet Device	Page 185 of 280

V 10.5 12/15/2021



Plot 7-591. Radiated Spurious Emissions above 1GHz Antenna WF5t (802.11ax – Ch. 117, MCS2)

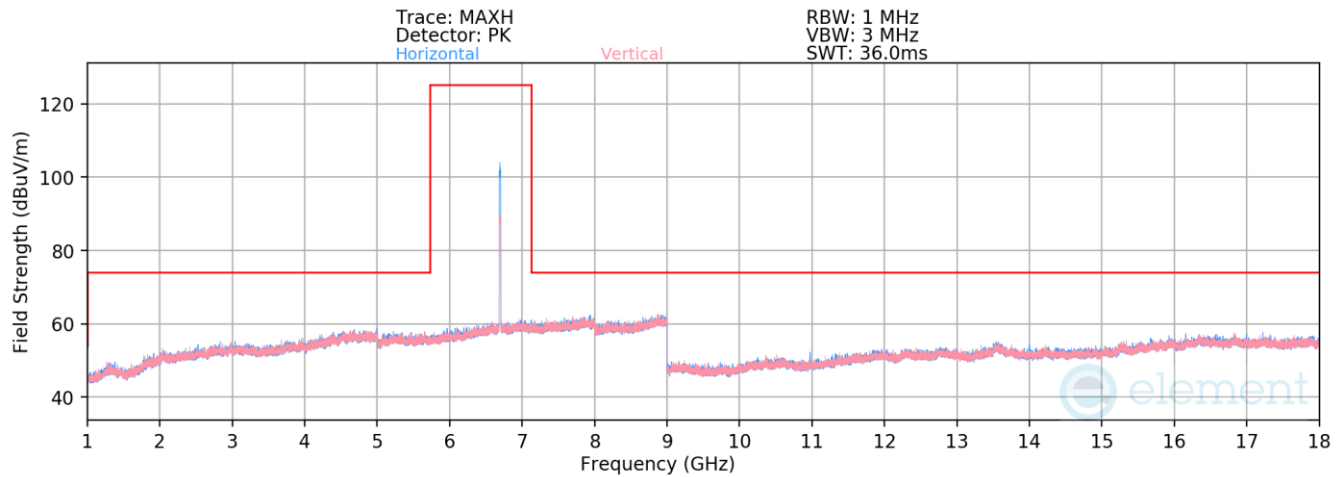
Mode: 802.11ax
Data Rate: MCS2
Distance of Measurements: 3 Meters
Operating Frequency: 6535MHz
Channel: 117

Frequency [MHz]	Detector	Ant. Pol. [H/V]	Antenna Height [cm]	Turntable Azimuth [degree]	Analyzer Level [dBm]	AFCL [dB/m]	Field Strength [dBuV/m]	Limit [dBuV/m]	Margin [dB]
13070.00	Average	H	-	-	-83.41	18.02	41.61	68.20	-26.59

Table 7-63. Radiated Spurious Emission Measurements Antenna WF5t

FCC ID: BCGA2436 IC: 579C-A2436		MEASUREMENT REPORT (CERTIFICATION)		Approved by: Technical Manager
Test Report S/N: 1C2205090027-11-R2.BCG	Test Dates: 5/30/2022 - 9/16/2022	EUT Type: Tablet Device		Page 186 of 280

V 10.5 12/15/2021



Plot 7-592. Radiated Spurious Emissions above 1GHz Antenna WF5t (802.11ax – Ch. 149, MCS2)

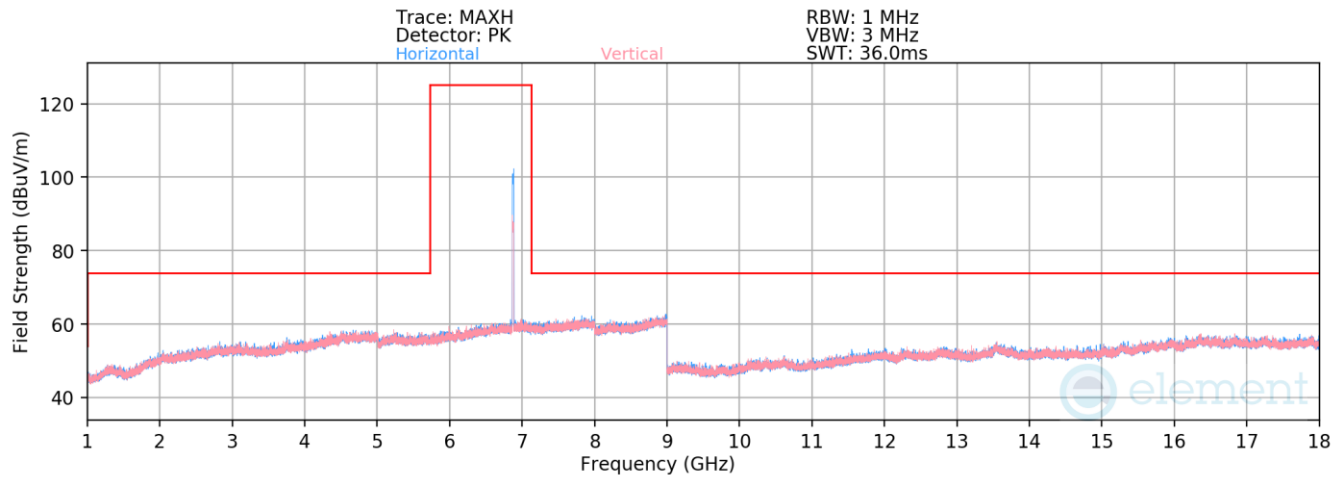
Mode: 802.11ax
Data Rate: MCS2
Distance of Measurements: 3 Meters
Operating Frequency: 6695MHz
Channel: 149

Frequency [MHz]	Detector	Ant. Pol. [H/V]	Antenna Height [cm]	Turntable Azimuth [degree]	Analyzer Level [dBm]	AFCL [dB/m]	Distance Correction Factor [dB]	Field Strength [dBμV/m]	Limit [dBμV/m]	Margin [dB]
* 13390.00	Peak	H	-	-	-72.17	18.12	0.00	52.95	73.98	-21.03
* 13390.00	Average	H	-	-	-84.13	18.12	0.00	40.99	53.98	-12.99

Table 7-64. Radiated Spurious Emission Measurements Antenna WF5t

FCC ID: BCGA2436 IC: 579C-A2436		MEASUREMENT REPORT (CERTIFICATION)	Approved by: Technical Manager
Test Report S/N: 1C2205090027-11-R2.BCG	Test Dates: 5/30/2022 - 9/16/2022	EUT Type: Tablet Device	Page 187 of 280

V 10.5 12/15/2021



Plot 7-593. Radiated Spurious Emissions above 1GHz Antenna WF5t (802.11ax – Ch. 185, MCS2)

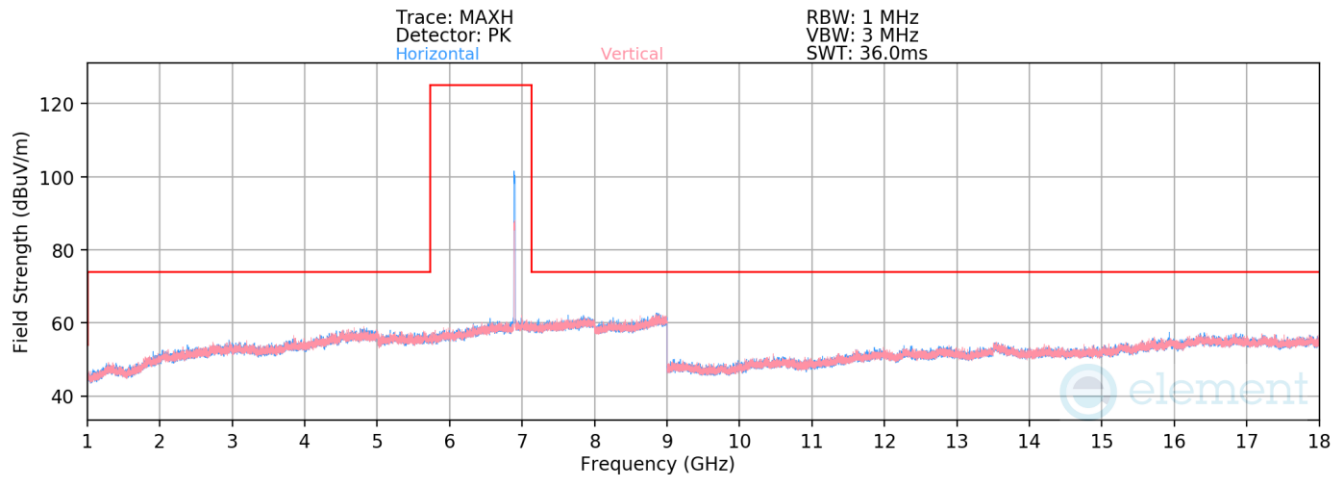
Mode: 802.11ax
Data Rate: MCS2
Distance of Measurements: 3 Meters
Operating Frequency: 6875MHz
Channel: 185

Frequency [MHz]	Detector	Ant. Pol. [H/V]	Antenna Height [cm]	Turntable Azimuth [degree]	Analyzer Level [dBm]	AFCL [dB/m]	Field Strength [dBuV/m]	Limit [dBuV/m]	Margin [dB]
13750.00	Average	H	-	-	-83.29	17.82	41.53	68.20	-26.67

Table 7-65. Radiated Spurious Emission Measurements Antenna WF5t

FCC ID: BCGA2436 IC: 579C-A2436		MEASUREMENT REPORT (CERTIFICATION)		Approved by: Technical Manager
Test Report S/N: 1C2205090027-11-R2.BCG	Test Dates: 5/30/2022 - 9/16/2022	EUT Type: Tablet Device		Page 188 of 280

V 10.5 12/15/2021



Plot 7-594. Radiated Spurious Emissions above 1GHz Antenna WF5t (802.11ax – Ch. 189, MCS2)

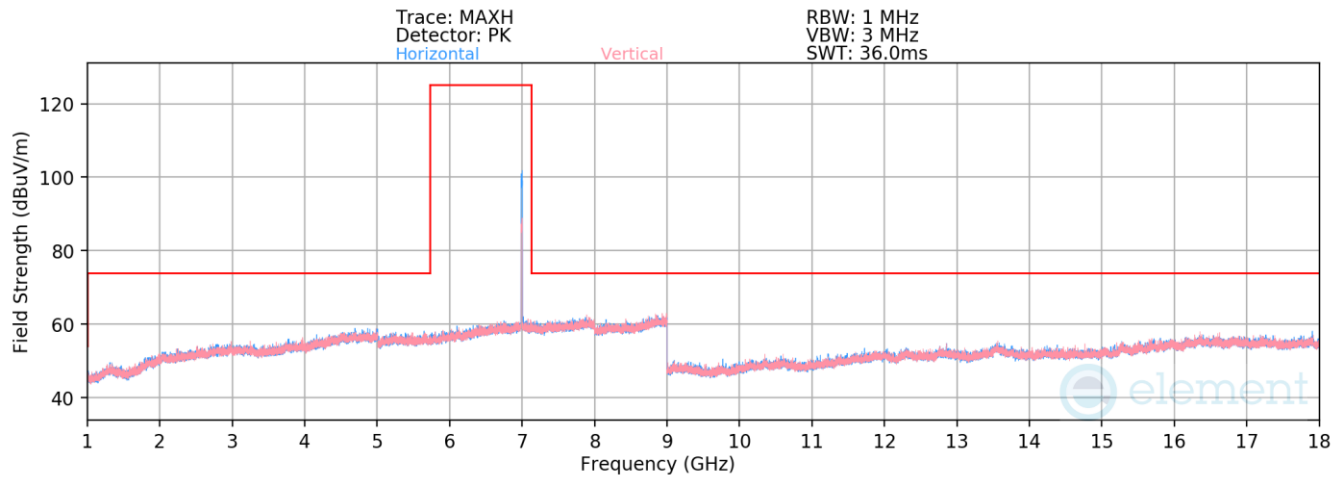
Mode: 802.11ax
Data Rate: MCS2
Distance of Measurements: 3 Meters
Operating Frequency: 6895MHz
Channel: 189

Frequency [MHz]	Detector	Ant. Pol. [H/V]	Antenna Height [cm]	Turntable Azimuth [degree]	Analyzer Level [dBm]	AFCL [dB/m]	Field Strength [dBuV/m]	Limit [dBuV/m]	Margin [dB]
13790.00	Average	H	-	-	-83.27	17.46	41.19	68.20	-27.01

Table 7-66. Radiated Spurious Emission Measurements Antenna WF5t

FCC ID: BCGA2436 IC: 579C-A2436		MEASUREMENT REPORT (CERTIFICATION)		Approved by: Technical Manager
Test Report S/N: 1C2205090027-11-R2.BCG	Test Dates: 5/30/2022 - 9/16/2022	EUT Type: Tablet Device		Page 189 of 280

V 10.5 12/15/2021



Plot 7-595. Radiated Spurious Emissions above 1GHz Antenna WF5t (802.11ax – Ch. 209, MCS2)

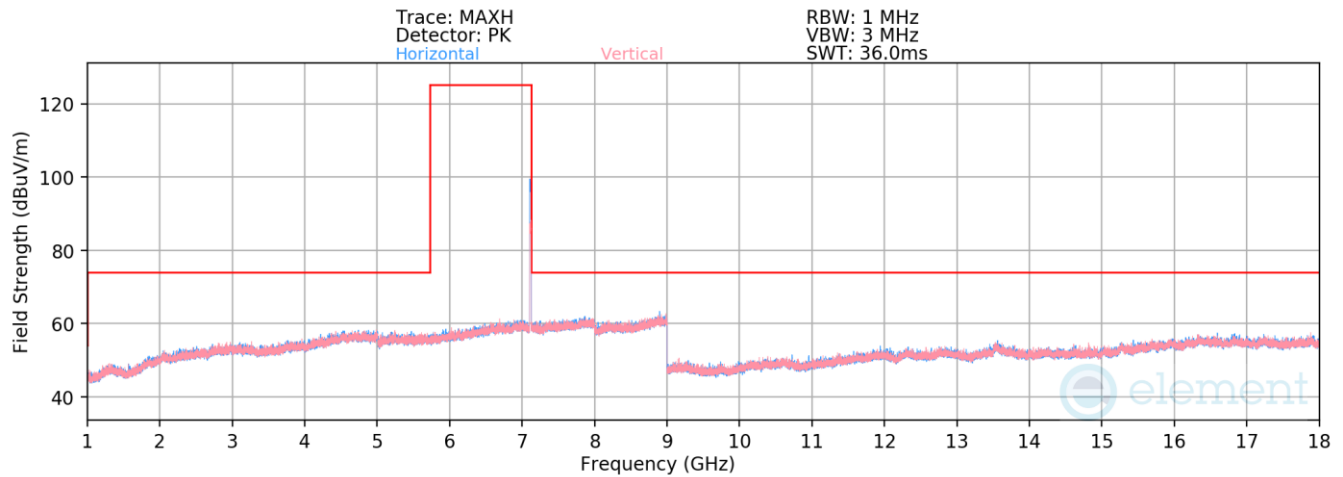
Mode: 802.11ax
Data Rate: MCS2
Distance of Measurements: 3 Meters
Operating Frequency: 6995MHz
Channel: 209

Frequency [MHz]	Detector	Ant. Pol. [H/V]	Antenna Height [cm]	Turntable Azimuth [degree]	Analyzer Level [dBm]	AFCL [dB/m]	Field Strength [dBuV/m]	Limit [dBuV/m]	Margin [dB]
13990.00	Average	H	-	-	-83.44	17.85	41.41	68.20	-26.79

Table 7-67. Radiated Spurious Emission Measurements Antenna WF5t

FCC ID: BCGA2436 IC: 579C-A2436		MEASUREMENT REPORT (CERTIFICATION)		Approved by: Technical Manager
Test Report S/N: 1C2205090027-11-R2.BCG	Test Dates: 5/30/2022 - 9/16/2022	EUT Type: Tablet Device		Page 190 of 280

V 10.5 12/15/2021



Plot 7-596. Radiated Spurious Emissions above 1GHz Antenna WF5t (802.11ax – Ch. 233, MCS2)

Mode: 802.11ax
Data Rate: MCS2
Distance of Measurements: 3 Meters
Operating Frequency: 7115MHz
Channel: 233

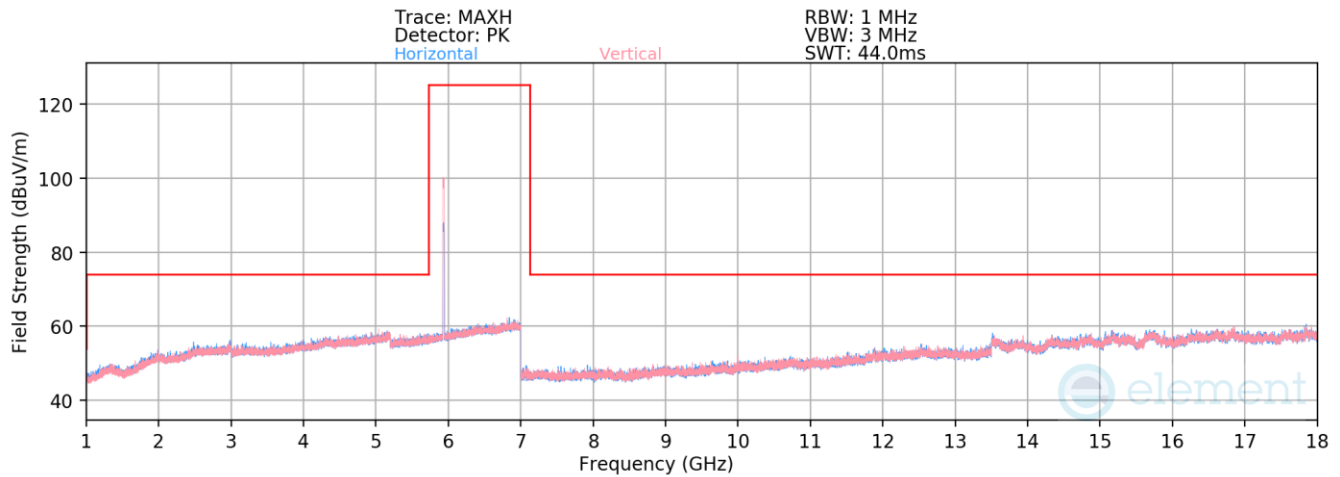
Frequency [MHz]	Detector	Ant. Pol. [H/V]	Antenna Height [cm]	Turntable Azimuth [degree]	Analyzer Level [dBm]	AFCL [dB/m]	Field Strength [dBuV/m]	Limit [dBuV/m]	Margin [dB]
14230.00	Average	H	-	-	-83.75	18.14	41.39	68.20	-26.81

Table 7-68. Radiated Spurious Emission Measurements Antenna WF5t

FCC ID: BCGA2436 IC: 579C-A2436		MEASUREMENT REPORT (CERTIFICATION)		Approved by: Technical Manager
Test Report S/N: 1C2205090027-11-R2.BCG	Test Dates: 5/30/2022 - 9/16/2022	EUT Type: Tablet Device		Page 191 of 280

V 10.5 12/15/2021

7.7.2 Antenna WF5b Radiated Spurious Emission



Plot 7-597. Radiated Spurious Emissions above 1GHz Antenna WF5b (802.11ax – Ch. 1, MCS2)

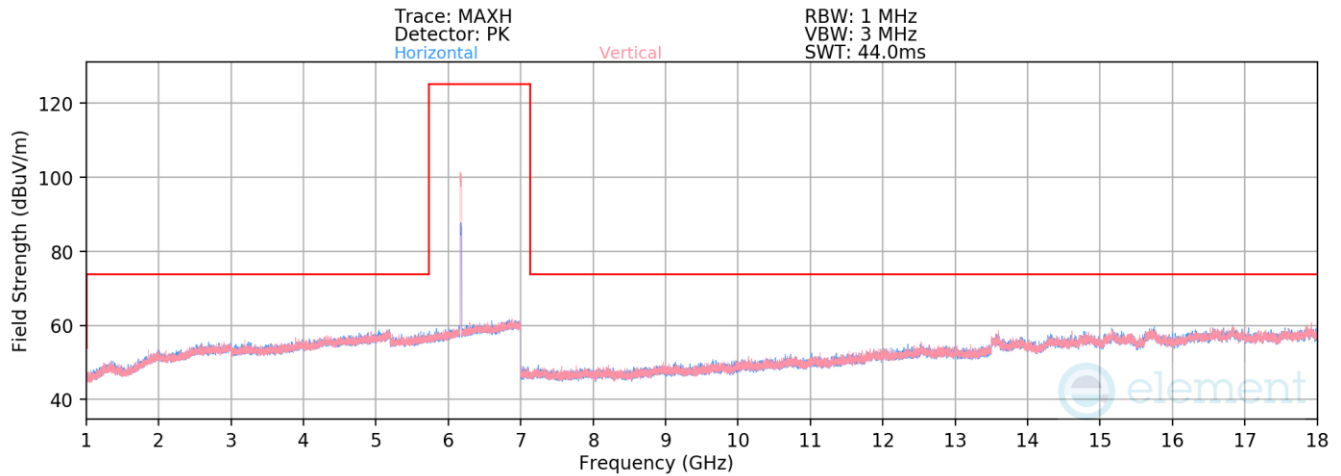
Mode: 802.11ax
Data Rate: MCS2
Distance of Measurements: 3 Meters
Operating Frequency: 5955MHz
Channel: 1

Frequency [MHz]	Detector	Ant. Pol. [H/V]	Antenna Height [cm]	Turntable Azimuth [degree]	Analyzer Level [dBm]	AFCL [dB/m]	Field Strength [dBuV/m]	Limit [dBuV/m]	Margin [dB]
* 11870.00	Peak	H	-	-	-71.59	18.18	53.59	73.98	-20.39
* 11870.00	Average	H	-	-	-83.11	18.18	42.07	53.98	-11.91
* 17805.00	Peak	H	-	-	-73.32	23.46	57.14	73.98	-16.84
* 17805.00	Average	H	-	-	-84.28	23.46	46.18	53.98	-7.80

Table 7-69. Radiated Spurious Emission Measurements Antenna WF5b

FCC ID: BCGA2436 IC: 579C-A2436		MEASUREMENT REPORT (CERTIFICATION)	Approved by: Technical Manager
Test Report S/N: 1C2205090027-11-R2.BCG	Test Dates: 5/30/2022 - 9/16/2022	EUT Type: Tablet Device	Page 192 of 280

V 10.5 12/15/2021



Plot 7-598. Radiated Spurious Emissions above 1GHz Antenna WF5b (802.11ax – Ch. 47, MCS2)

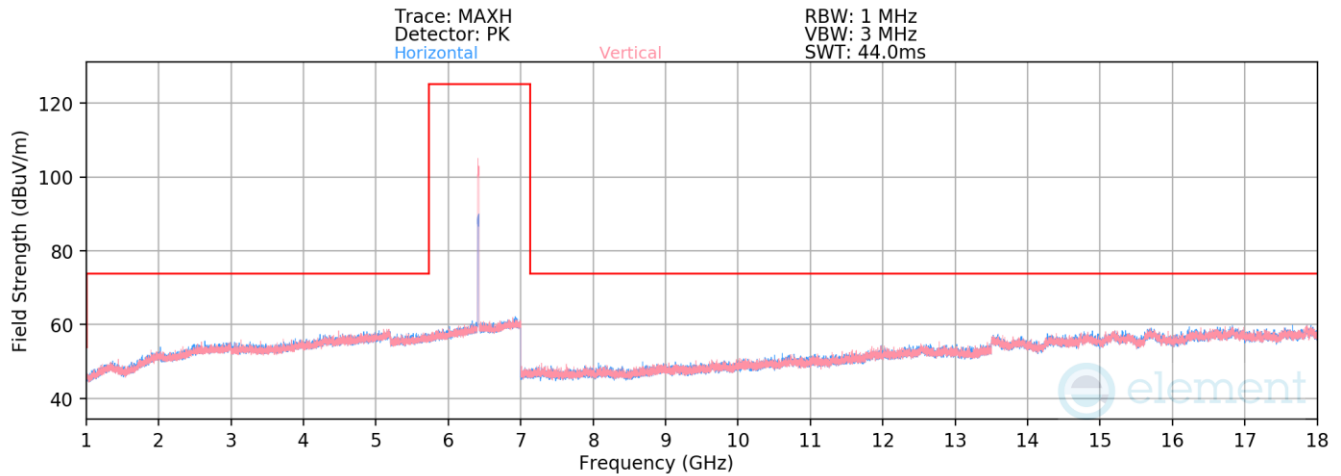
Mode: 802.11ax
Data Rate: MCS2
Distance of Measurements: 3 Meters
Operating Frequency: 6175MHz
Channel: 45

Frequency [MHz]	Detector	Ant. Pol. [H/V]	Antenna Height [cm]	Turntable Azimuth [degree]	Analyzer Level [dBm]	AFCL [dB/m]	Field Strength [dBuV/m]	Limit [dBuV/m]	Margin [dB]
* 12350.00	Peak	H	-	-	-72.01	18.70	53.69	73.98	-20.29
* 12350.00	Average	H	-	-	-83.51	18.70	42.19	53.98	-11.79

Table 7-70. Radiated Spurious Emission Measurements Antenna WF5b

FCC ID: BCGA2436 IC: 579C-A2436		MEASUREMENT REPORT (CERTIFICATION)	Approved by: Technical Manager
Test Report S/N: 1C2205090027-11-R2.BCG	Test Dates: 5/30/2022 - 9/16/2022	EUT Type: Tablet Device	Page 193 of 280

V 10.5 12/15/2021



Plot 7-599. Radiated Spurious Emissions above 1GHz Antenna WF5b (802.11ax – Ch. 93, MCS2)

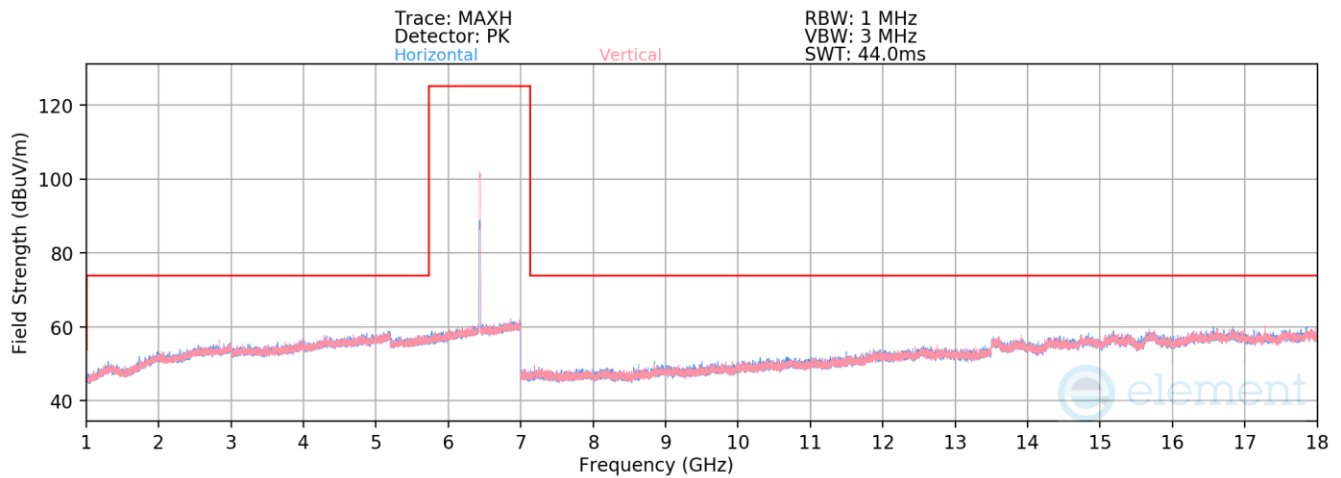
Mode: 802.11ax
Data Rate: MCS2
Distance of Measurements: 3 Meters
Operating Frequency: 6415MHz
Channel: 93

Frequency [MHz]	Detector	Ant. Pol. [H/V]	Antenna Height [cm]	Turntable Azimuth [degree]	Analyzer Level [dBm]	AFCL [dB/m]	Field Strength [dBuV/m]	Limit [dBuV/m]	Margin [dB]
12830.00	Average	H	-	-	-83.39	18.94	42.55	68.20	-25.65

Table 7-71. Radiated Spurious Emission Measurements Antenna WF5b

FCC ID: BCGA2436 IC: 579C-A2436		MEASUREMENT REPORT (CERTIFICATION)		Approved by: Technical Manager
Test Report S/N: 1C2205090027-11-R2.BCG	Test Dates: 5/30/2022 - 9/16/2022	EUT Type: Tablet Device		Page 194 of 280

V 10.5 12/15/2021



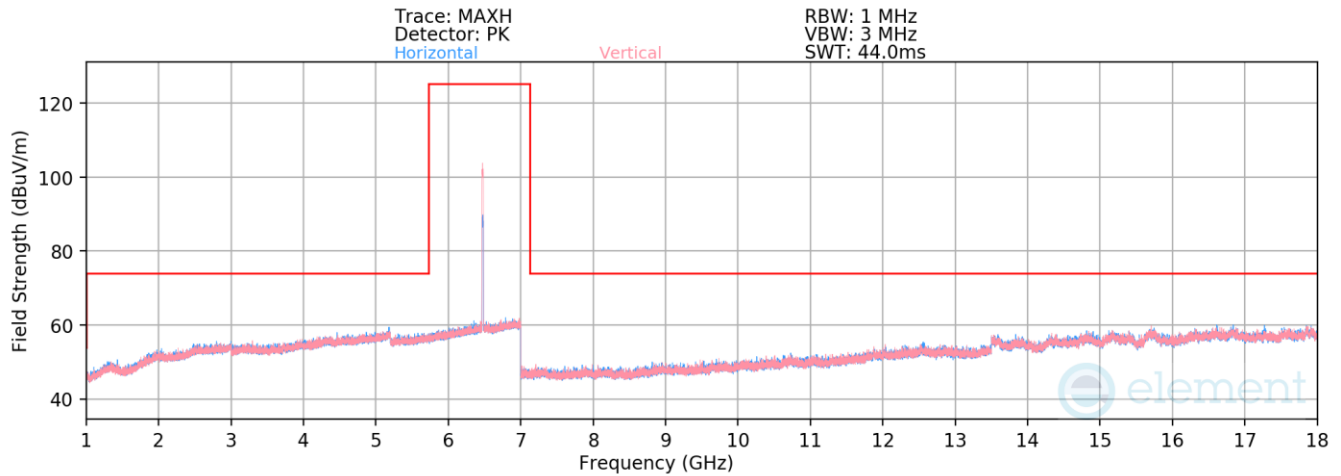
Plot 7-600. Radiated Spurious Emissions above 1GHz Antenna WF5b (802.11ax – Ch. 97, MCS2)

Mode: 802.11ax
Data Rate: MCS2
Distance of Measurements: 3 Meters
Operating Frequency: 6435MHz
Channel: 97

Frequency [MHz]	Detector	Ant. Pol. [H/V]	Antenna Height [cm]	Turntable Azimuth [degree]	Analyzer Level [dBm]	AFCL [dB/m]	Field Strength [dBuV/m]	Limit [dBuV/m]	Margin [dB]
12870.00	Average	H	264	87	-82.41	19.59	44.18	68.20	-24.02

Table 7-72. Radiated Spurious Emission Measurements Antenna WF5b

FCC ID: BCGA2436 IC: 579C-A2436		MEASUREMENT REPORT (CERTIFICATION)	Approved by: Technical Manager
Test Report S/N: 1C2205090027-11-R2.BCG	Test Dates: 5/30/2022 - 9/16/2022	EUT Type: Tablet Device	Page 195 of 280



Plot 7-601. Radiated Spurious Emissions above 1GHz Antenna WF5b (802.11ax – Ch. 105, MCS2)

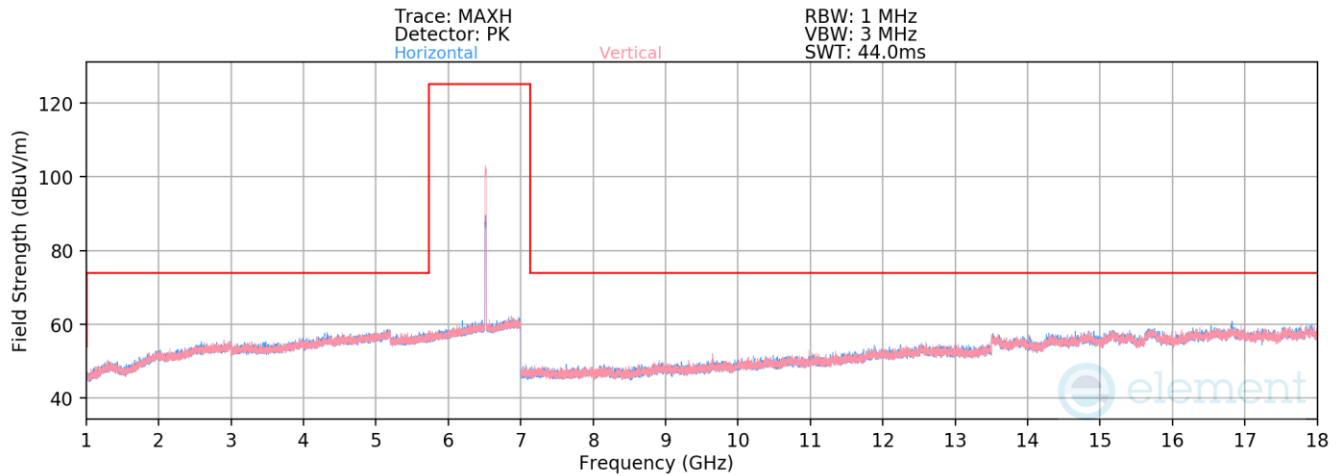
Mode: 802.11ax
Data Rate: MCS2
Distance of Measurements: 3 Meters
Operating Frequency: 6475MHz
Channel: 105

Frequency [MHz]	Detector	Ant. Pol. [H/V]	Antenna Height [cm]	Turntable Azimuth [degree]	Analyzer Level [dBm]	AFCL [dB/m]	Field Strength [dBuV/m]	Limit [dBuV/m]	Margin [dB]
12950.00	Average	V	290	91	-80.49	19.17	45.68	68.20	-22.52

Table 7-73. Radiated Spurious Emission Measurements Antenna WF5b

FCC ID: BCGA2436 IC: 579C-A2436		MEASUREMENT REPORT (CERTIFICATION)		Approved by: Technical Manager
Test Report S/N: 1C2205090027-11-R2.BCG	Test Dates: 5/30/2022 - 9/16/2022	EUT Type: Tablet Device		Page 196 of 280

V 10.5 12/15/2021



Plot 7-602. Radiated Spurious Emissions above 1GHz Antenna WF5b (802.11ax – Ch. 113, MCS2)

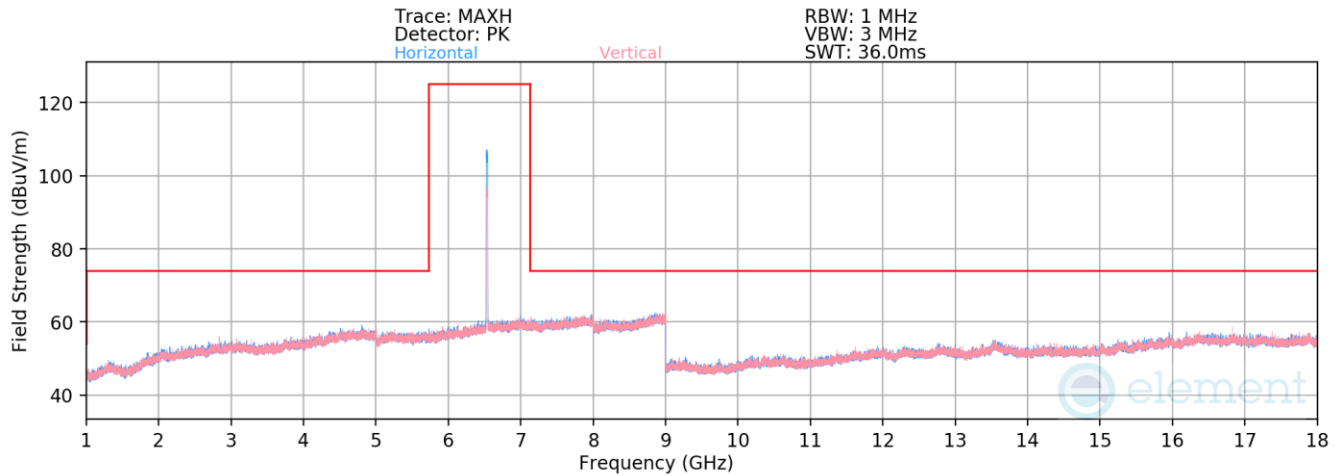
Mode: 802.11ax
Data Rate: MCS2
Distance of Measurements: 3 Meters
Operating Frequency: 6515MHz
Channel: 113

Frequency [MHz]	Detector	Ant. Pol. [H/V]	Antenna Height [cm]	Turntable Azimuth [degree]	Analyzer Level [dBm]	AFCL [dB/m]	Field Strength [dBμV/m]	Limit [dBμV/m]	Margin [dB]
13030.00	Average	V	261	91	-81.78	18.84	44.06	68.20	-24.14

Table 7-74. Radiated Spurious Emission Measurements Antenna WF5b

FCC ID: BCGA2436 IC: 579C-A2436		MEASUREMENT REPORT (CERTIFICATION)		Approved by: Technical Manager
Test Report S/N: 1C2205090027-11-R2.BCG	Test Dates: 5/30/2022 - 9/16/2022	EUT Type: Tablet Device		Page 197 of 280

V 10.5 12/15/2021



Plot 7-603. Radiated Spurious Emissions above 1GHz Antenna WF5b (802.11ax – Ch. 117, MCS2)

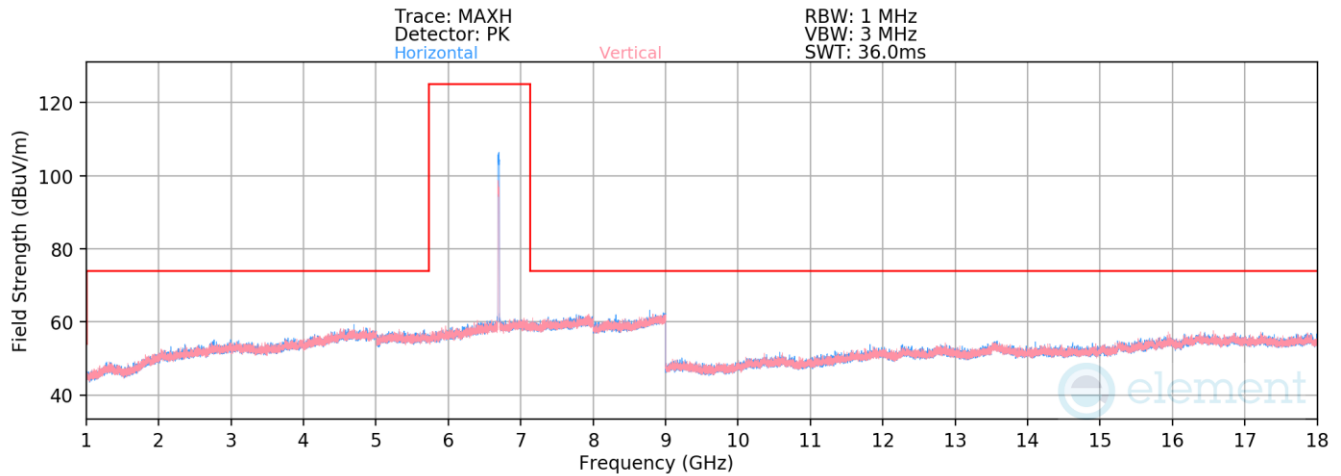
Mode: 802.11ax
Data Rate: MCS2
Distance of Measurements: 3 Meters
Operating Frequency: 6535MHz
Channel: 117

Frequency [MHz]	Detector	Ant. Pol. [H/V]	Antenna Height [cm]	Turntable Azimuth [degree]	Analyzer Level [dBm]	AFCL [dB/m]	Field Strength [dBuV/m]	Limit [dBuV/m]	Margin [dB]
13070.00	Average	H	-	-	-83.80	18.02	41.22	68.20	-26.98

Table 7-75. Radiated Spurious Emission Measurements Antenna WF5b

FCC ID: BCGA2436 IC: 579C-A2436		MEASUREMENT REPORT (CERTIFICATION)	Approved by: Technical Manager
Test Report S/N: 1C2205090027-11-R2.BCG	Test Dates: 5/30/2022 - 9/16/2022	EUT Type: Tablet Device	Page 198 of 280

V 10.5 12/15/2021



Plot 7-604. Radiated Spurious Emissions above 1GHz Antenna WF5b (802.11ax – Ch. 149, MCS2)

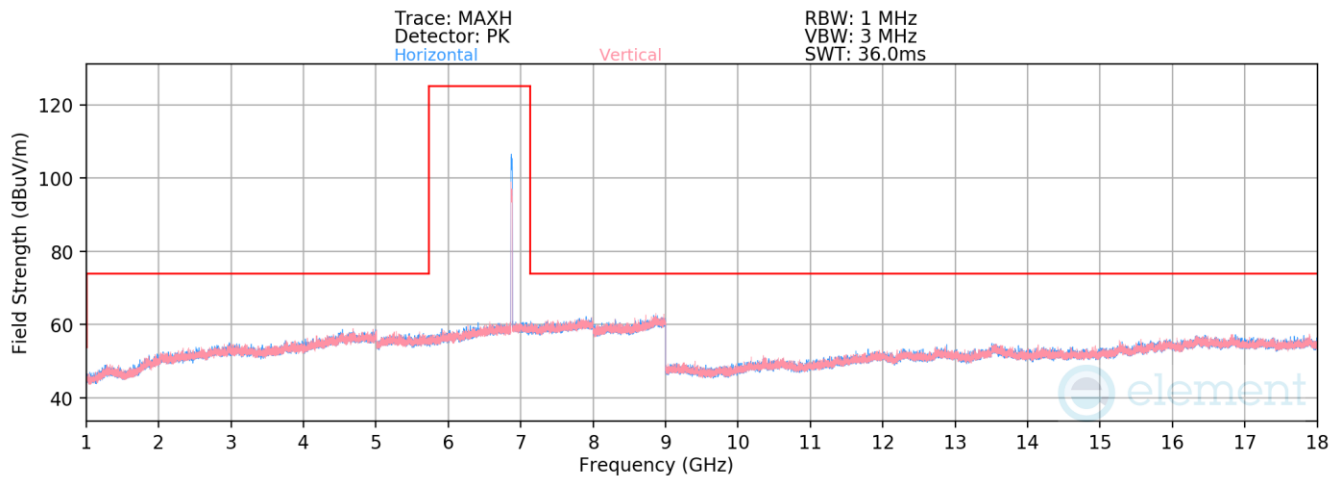
Mode: 802.11ax
Data Rate: MCS2
Distance of Measurements: 3 Meters
Operating Frequency: 6695MHz
Channel: 149

Frequency [MHz]	Detector	Ant. Pol. [H/V]	Antenna Height [cm]	Turntable Azimuth [degree]	Analyzer Level [dBm]	AFCL [dB/m]	Field Strength [dBuV/m]	Limit [dBuV/m]	Margin [dB]
* 13390.00	Peak	H	-	-	-71.71	18.12	53.41	73.98	-20.57
* 13390.00	Average	H	-	-	-84.00	18.12	41.12	53.98	-12.86

Table 7-76. Radiated Spurious Emission Measurements Antenna WF5b

FCC ID: BCGA2436 IC: 579C-A2436		MEASUREMENT REPORT (CERTIFICATION)	Approved by: Technical Manager
Test Report S/N: 1C2205090027-11-R2.BCG	Test Dates: 5/30/2022 - 9/16/2022	EUT Type: Tablet Device	Page 199 of 280

V 10.5 12/15/2021



Plot 7-605. Radiated Spurious Emissions above 1GHz Antenna WF5b (802.11ax – Ch. 185, MCS2)

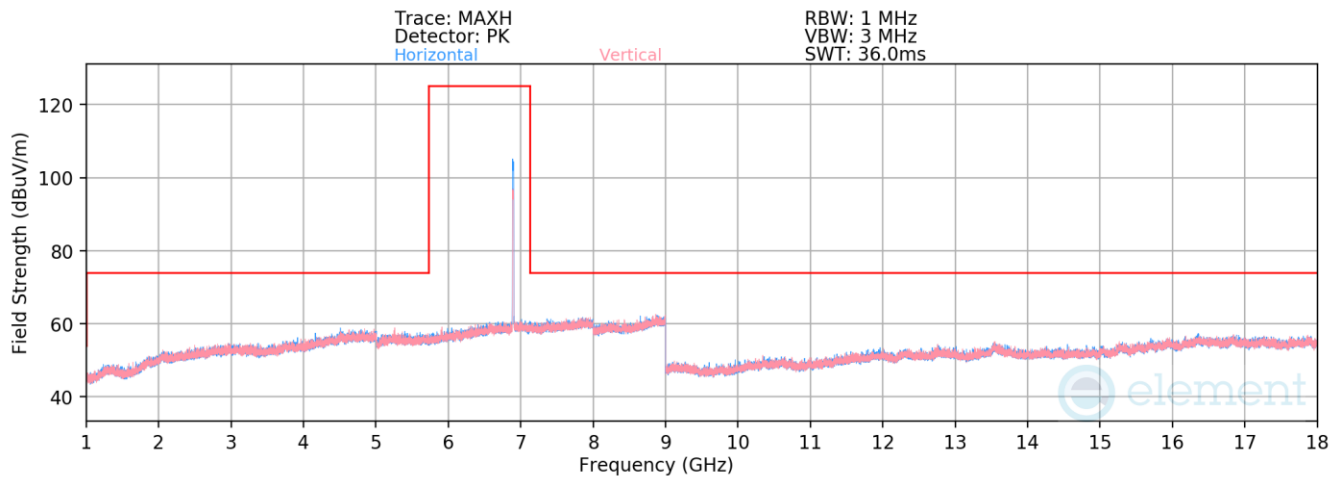
Mode: 802.11ax
Data Rate: MCS2
Distance of Measurements: 3 Meters
Operating Frequency: 6875MHz
Channel: 185

Frequency [MHz]	Detector	Ant. Pol. [H/V]	Antenna Height [cm]	Turntable Azimuth [degree]	Analyzer Level [dBm]	AFCL [dB/m]	Field Strength [dBμV/m]	Limit [dBμV/m]	Margin [dB]
13750.00	Average	H	-	-	-83.25	17.82	41.57	68.20	-26.63

Table 7-77. Radiated Spurious Emission Measurements Antenna WF5b

FCC ID: BCGA2436 IC: 579C-A2436		MEASUREMENT REPORT (CERTIFICATION)		Approved by: Technical Manager
Test Report S/N: 1C2205090027-11-R2.BCG	Test Dates: 5/30/2022 - 9/16/2022	EUT Type: Tablet Device		Page 200 of 280

V 10.5 12/15/2021



Plot 7-606. Radiated Spurious Emissions above 1GHz Antenna WF5b (802.11ax – Ch. 189, MCS2)

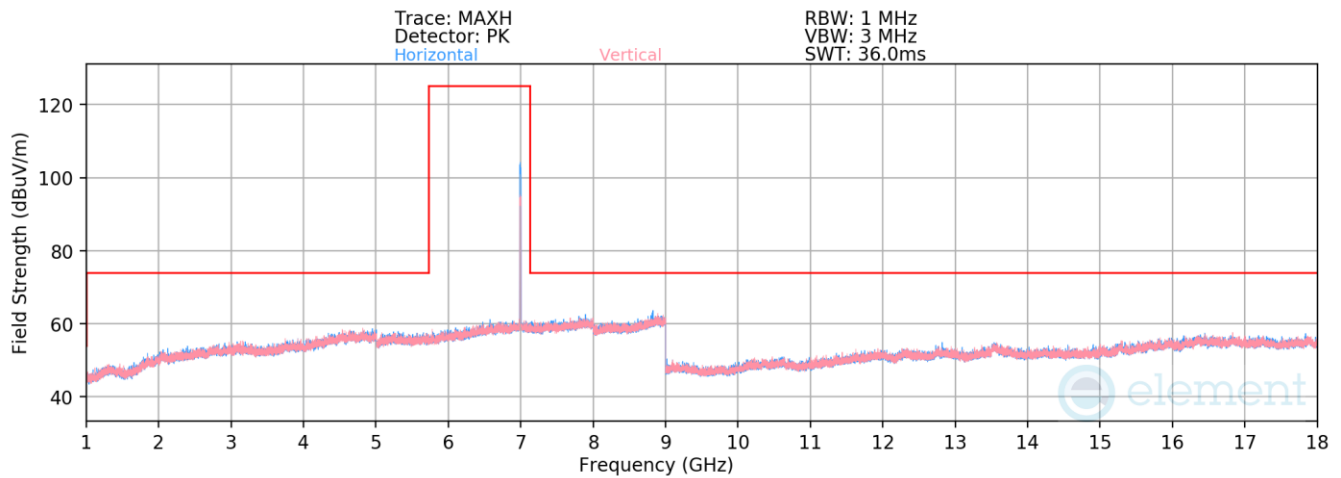
Mode: 802.11ax
Data Rate: MCS2
Distance of Measurements: 3 Meters
Operating Frequency: 6895MHz
Channel: 189

Frequency [MHz]	Detector	Ant. Pol. [H/V]	Antenna Height [cm]	Turntable Azimuth [degree]	Analyzer Level [dBm]	AFCL [dB/m]	Field Strength [dBuV/m]	Limit [dBuV/m]	Margin [dB]
13790.00	Average	H	-	-	-83.32	17.46	41.14	68.20	-27.06

Table 7-78. Radiated Spurious Emission Measurements Antenna WF5b

FCC ID: BCGA2436 IC: 579C-A2436		MEASUREMENT REPORT (CERTIFICATION)	Approved by: Technical Manager
Test Report S/N: 1C2205090027-11-R2.BCG	Test Dates: 5/30/2022 - 9/16/2022	EUT Type: Tablet Device	Page 201 of 280

V 10.5 12/15/2021



Plot 7-607. Radiated Spurious Emissions above 1GHz Antenna WF5b (802.11ax – Ch. 209, MCS2)

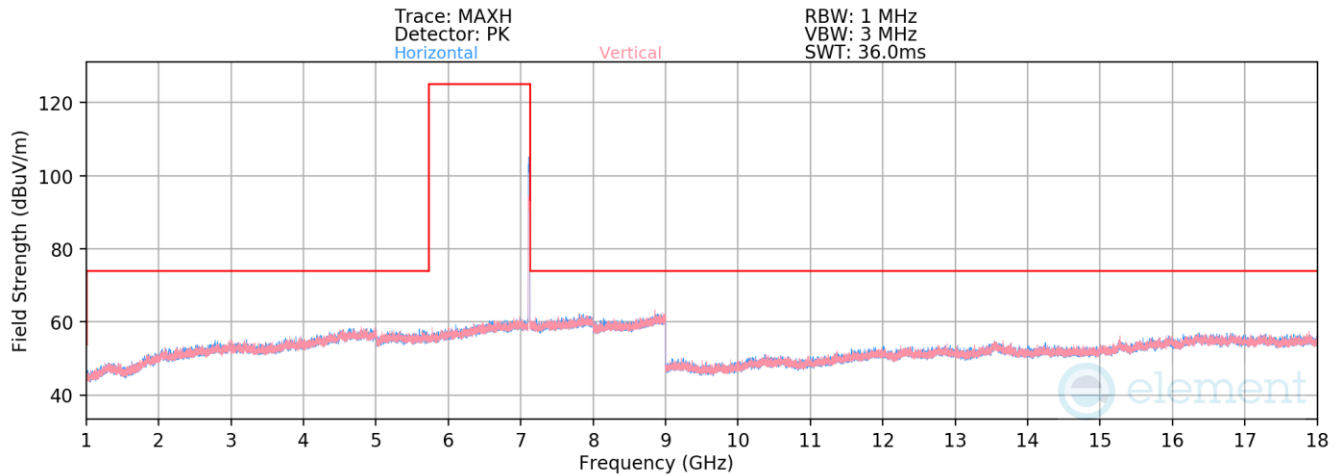
Mode: 802.11ax
Data Rate: MCS2
Distance of Measurements: 3 Meters
Operating Frequency: 6995MHz
Channel: 209

Frequency [MHz]	Detector	Ant. Pol. [H/V]	Antenna Height [cm]	Turntable Azimuth [degree]	Analyzer Level [dBm]	AFCL [dB/m]	Field Strength [dBμV/m]	Limit [dBμV/m]	Margin [dB]
13990.00	Average	H	-	-	-83.41	17.85	41.44	68.20	-26.76

Table 7-79. Radiated Spurious Emission Measurements Antenna WF5b

FCC ID: BCGA2436 IC: 579C-A2436		MEASUREMENT REPORT (CERTIFICATION)	Approved by: Technical Manager
Test Report S/N: 1C2205090027-11-R2.BCG	Test Dates: 5/30/2022 - 9/16/2022	EUT Type: Tablet Device	Page 202 of 280

V 10.5 12/15/2021



Plot 7-608. Radiated Spurious Emissions above 1GHz Antenna WF5b (802.11ax – Ch. 233, MCS2)

Mode: 802.11ax
Data Rate: MCS2
Distance of Measurements: 3 Meters
Operating Frequency: 7115MHz
Channel: 233

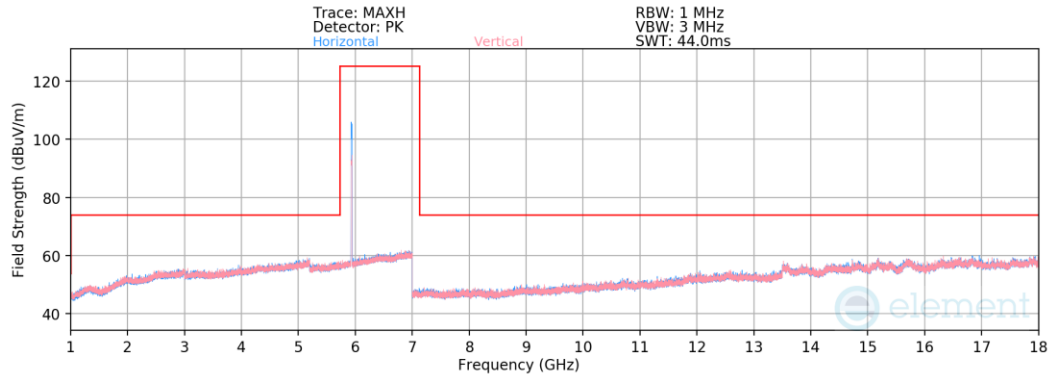
Frequency [MHz]	Detector	Ant. Pol. [H/V]	Antenna Height [cm]	Turntable Azimuth [degree]	Analyzer Level [dBm]	AFCL [dB/m]	Field Strength [dBuV/m]	Limit [dBuV/m]	Margin [dB]
14230.00	Average	H	-	-	-83.53	18.14	41.61	68.20	-26.59

Table 7-80. Radiated Spurious Emission Measurements Antenna WF5b

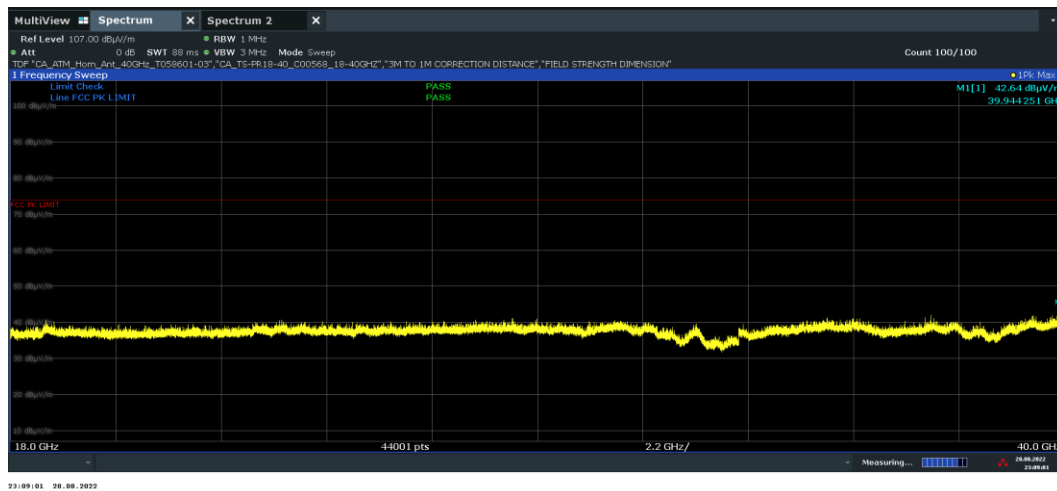
FCC ID: BCGA2436 IC: 579C-A2436		MEASUREMENT REPORT (CERTIFICATION)		Approved by: Technical Manager
Test Report S/N: 1C2205090027-11-R2.BCG	Test Dates: 5/30/2022 - 9/16/2022	EUT Type: Tablet Device		Page 203 of 280

V 10.5 12/15/2021

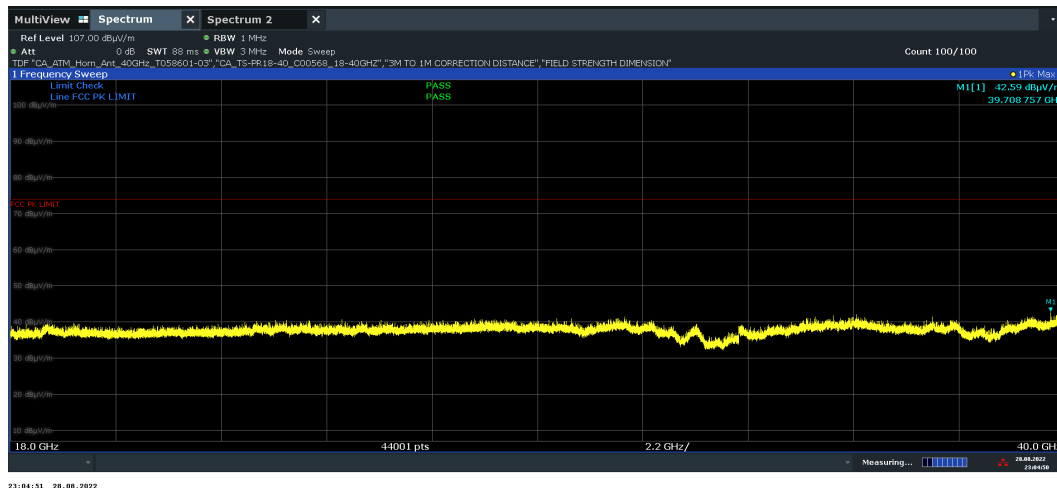
7.7.3 SDM Radiated Spurious Emission



Plot 7-609. Radiated Spurious Emissions above 1GHz SDM (802.11ax – Ch. 1, MCS2)



Plot 7-610. Radiated Spurious Emissions 18-40GHz SDM (802.11ax – Ch. 1, Pol. H, MCS2)



Plot 7-611. Radiated Spurious Emissions 18-40GHz SDM (802.11ax – Ch. 1, Pol. V, MCS2)

FCC ID: BCGA2436 IC: 579C-A2436		MEASUREMENT REPORT (CERTIFICATION)	Approved by: Technical Manager
Test Report S/N: 1C2205090027-11-R2.BCG	Test Dates: 5/30/2022 - 9/16/2022	EUT Type: Tablet Device	Page 204 of 280

V 10.5 12/15/2021

Unless otherwise specified, no part of this report may be reproduced or utilized in any part, form or by any means, electronic or mechanical, including photocopying and microfilm, without permission in writing from Element. If you have any questions about this or have an enquiry about obtaining additional rights to this report or assembly of contents thereof, please contact ct.info@element.com.

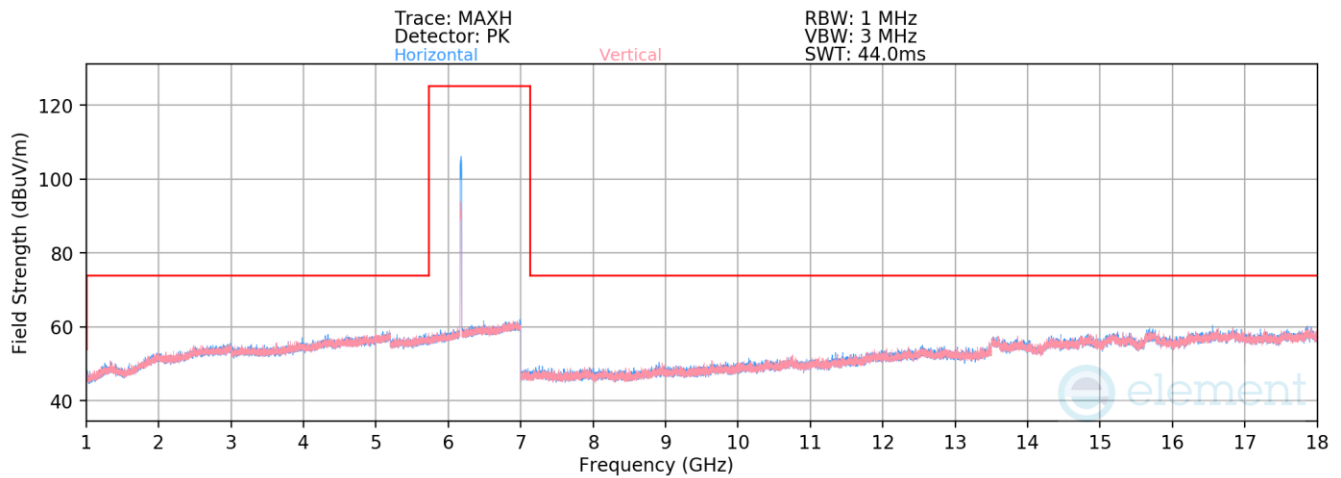
Mode: 802.11ax
 Data Rate: MCS2
 Distance of Measurements: 3 Meters
 Operating Frequency: 5955MHz
 Channel: 1

	Frequency [MHz]	Detector	Ant. Pol. [H/V]	Antenna Height [cm]	Turntable Azimuth [degree]	Analyzer Level [dBm]	AFCL [dB/m]	Field Strength [dBμV/m]	Limit [dBμV/m]	Margin [dB]
*	11870.00	Peak	H	-	-	-72.43	18.18	52.75	73.98	-21.23
*	11870.00	Average	H	-	-	-82.72	18.18	42.46	53.98	-11.52
*	17805.00	Peak	H	-	-	-73.49	23.46	56.97	73.98	-17.01
*	17805.00	Average	H	-	-	-84.10	23.46	46.36	53.98	-7.62

Table 7-81. Radiated Spurious Emission Measurements SDM

FCC ID: BCGA2436 IC: 579C-A2436		MEASUREMENT REPORT (CERTIFICATION)	Approved by: Technical Manager
Test Report S/N: 1C2205090027-11-R2.BCG	Test Dates: 5/30/2022 - 9/16/2022	EUT Type: Tablet Device	Page 205 of 280

V 10.5 12/15/2021



Plot 7-612. Radiated Spurious Emissions above 1GHz SDM (802.11ax – Ch. 47, MCS2)

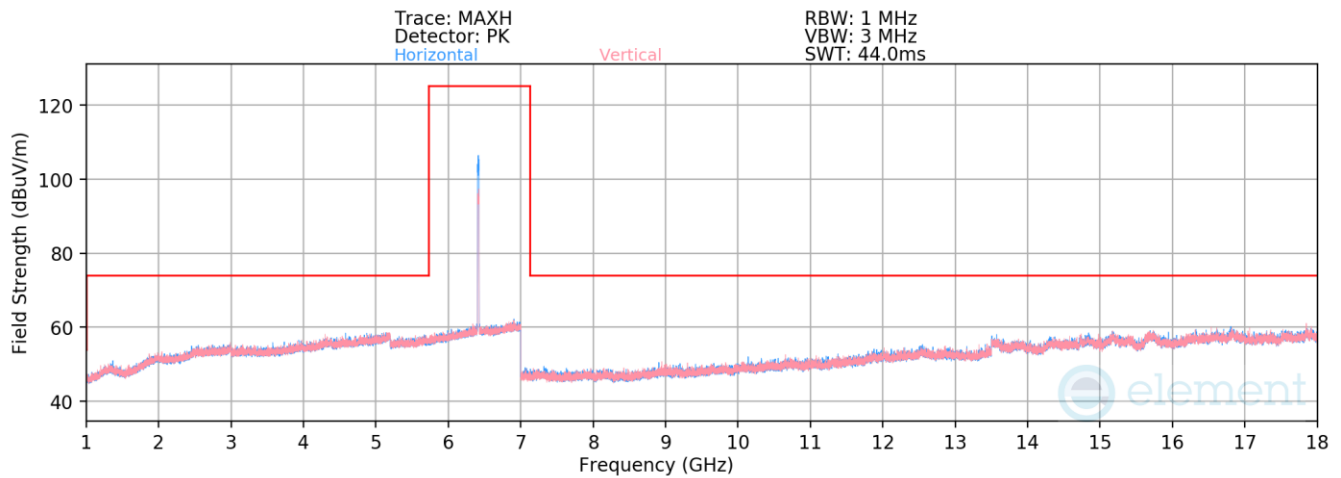
Mode: 802.11ax
Data Rate: MCS2
Distance of Measurements: 3 Meters
Operating Frequency: 6175MHz
Channel: 45

Frequency [MHz]	Detector	Ant. Pol. [H/V]	Antenna Height [cm]	Turntable Azimuth [degree]	Analyzer Level [dBm]	AFCL [dB/m]	Field Strength [dBuV/m]	Limit [dBuV/m]	Margin [dB]
* 12350.00	Peak	H	-	-	-72.61	18.70	53.09	73.98	-20.89
* 12350.00	Average	H	-	-	-83.71	18.70	41.99	53.98	-11.99

Table 7-82. Radiated Spurious Emission Measurements SDM

FCC ID: BCGA2436 IC: 579C-A2436		MEASUREMENT REPORT (CERTIFICATION)	Approved by: Technical Manager
Test Report S/N: 1C2205090027-11-R2.BCG	Test Dates: 5/30/2022 - 9/16/2022	EUT Type: Tablet Device	Page 206 of 280

V 10.5 12/15/2021



Plot 7-613. Radiated Spurious Emissions above 1GHz CDD (802.11ax – Ch. 93, MCS2)

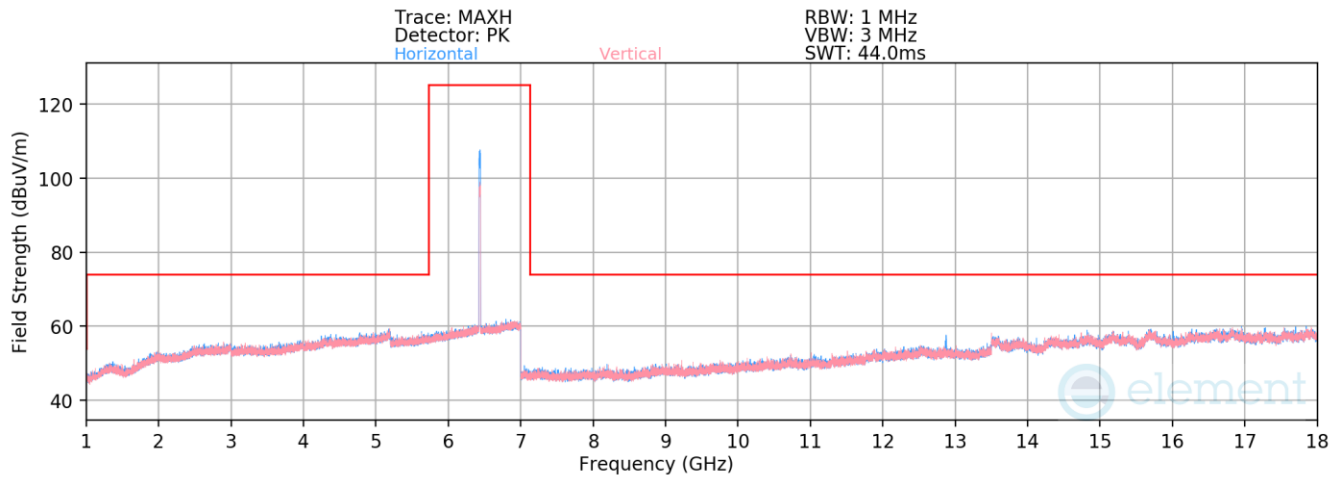
Mode: 802.11ax
Data Rate: MCS2
Distance of Measurements: 3 Meters
Operating Frequency: 6415MHz
Channel: 93

Frequency [MHz]	Detector	Ant. Pol. [H/V]	Antenna Height [cm]	Turntable Azimuth [degree]	Analyzer Level [dBm]	AFCL [dB/m]	Field Strength [dBuV/m]	Limit [dBuV/m]	Margin [dB]
12830.00	Average	H	210	113	-83.06	18.94	42.88	68.20	-25.32

Table 7-83. Radiated Spurious Emission Measurements SDM

FCC ID: BCGA2436 IC: 579C-A2436		MEASUREMENT REPORT (CERTIFICATION)		Approved by: Technical Manager
Test Report S/N: 1C2205090027-11-R2.BCG	Test Dates: 5/30/2022 - 9/16/2022	EUT Type: Tablet Device		Page 207 of 280

V 10.5 12/15/2021



Plot 7-614. Radiated Spurious Emissions above 1GHz CDD (802.11ax – Ch. 97, MCS2)

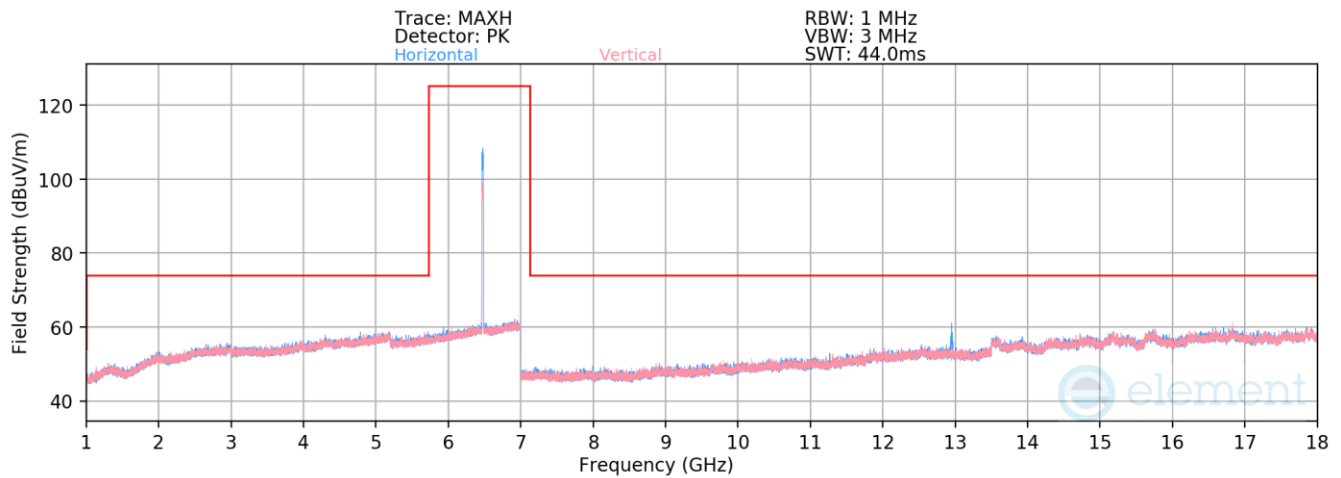
Mode: 802.11ax
Data Rate: MCS2
Distance of Measurements: 3 Meters
Operating Frequency: 6435MHz
Channel: 97

Frequency [MHz]	Detector	Ant. Pol. [H/V]	Antenna Height [cm]	Turntable Azimuth [degree]	Analyzer Level [dBm]	AFCL [dB/m]	Field Strength [dBuV/m]	Limit [dBuV/m]	Margin [dB]
12870.00	Average	H	233	110	-78.69	19.59	47.90	68.20	-20.30

Table 7-84. Radiated Spurious Emission Measurements SDM

FCC ID: BCGA2436 IC: 579C-A2436		MEASUREMENT REPORT (CERTIFICATION)	Approved by: Technical Manager
Test Report S/N: 1C2205090027-11-R2.BCG	Test Dates: 5/30/2022 - 9/16/2022	EUT Type: Tablet Device	Page 208 of 280

V 10.5 12/15/2021



Plot 7-615. Radiated Spurious Emissions above 1GHz SDM (802.11ax – Ch. 105, MCS2)

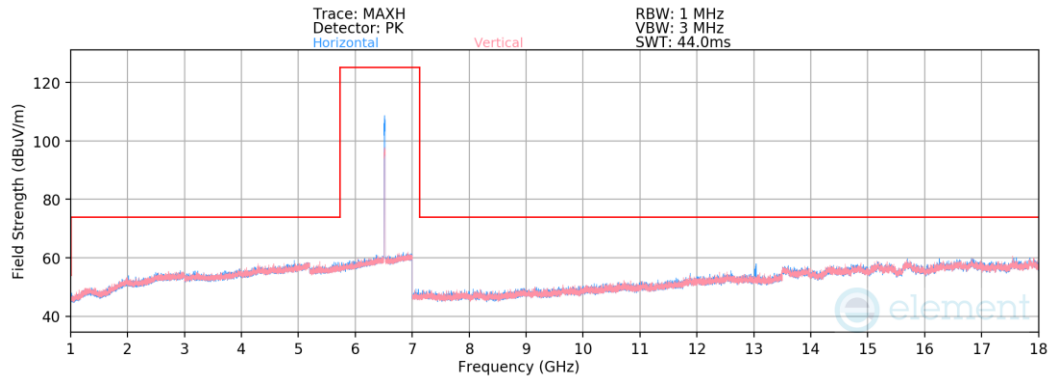
Mode: 802.11ax
Data Rate: MCS2
Distance of Measurements: 3 Meters
Operating Frequency: 6475MHz
Channel: 105

Frequency [MHz]	Detector	Ant. Pol. [H/V]	Antenna Height [cm]	Turntable Azimuth [degree]	Analyzer Level [dBm]	AFCL [dB/m]	Field Strength [dBuV/m]	Limit [dBuV/m]	Margin [dB]
12950.00	Average	H	237	113	-74.69	19.17	51.48	68.20	-16.72

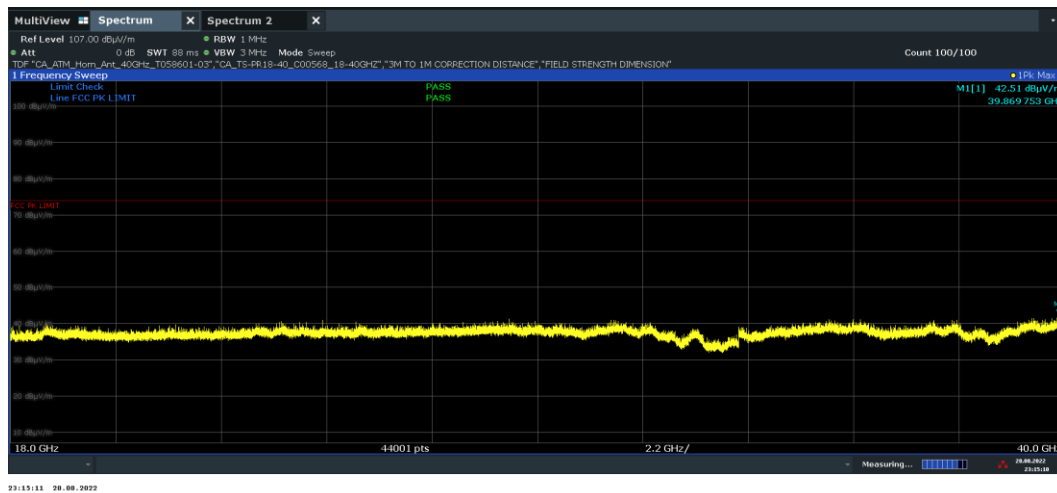
Table 7-85. Radiated Spurious Emission Measurements SDM

FCC ID: BCGA2436 IC: 579C-A2436		MEASUREMENT REPORT (CERTIFICATION)		Approved by: Technical Manager
Test Report S/N: 1C2205090027-11-R2.BCG	Test Dates: 5/30/2022 - 9/16/2022	EUT Type: Tablet Device		Page 209 of 280

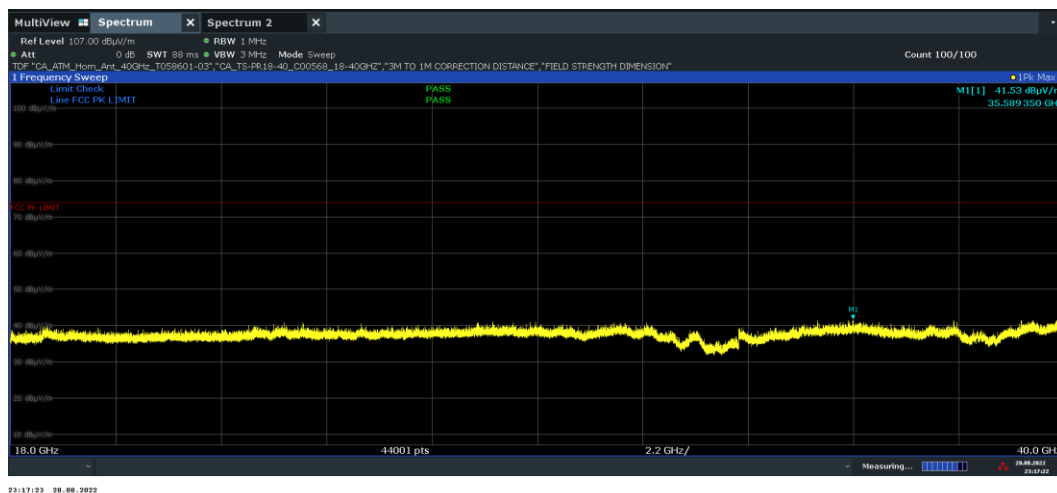
V 10.5 12/15/2021



Plot 7-616. Radiated Spurious Emissions above 1GHz SDM (802.11ax – Ch. 113, MCS2)



Plot 7-617. Radiated Spurious Emissions 18-40GHz SDM (802.11ax – Ch. 113, Pol. H, MCS2)



Plot 7-618. Radiated Spurious Emissions 18-40GHz SDM (802.11ax – Ch. 113, Pol. V, MCS2)

FCC ID: BCGA2436 IC: 579C-A2436	 MEASUREMENT REPORT (CERTIFICATION)		Approved by: Technical Manager
Test Report S/N: 1C2205090027-11-R2.BCG	Test Dates: 5/30/2022 - 9/16/2022	EUT Type: Tablet Device	Page 210 of 280

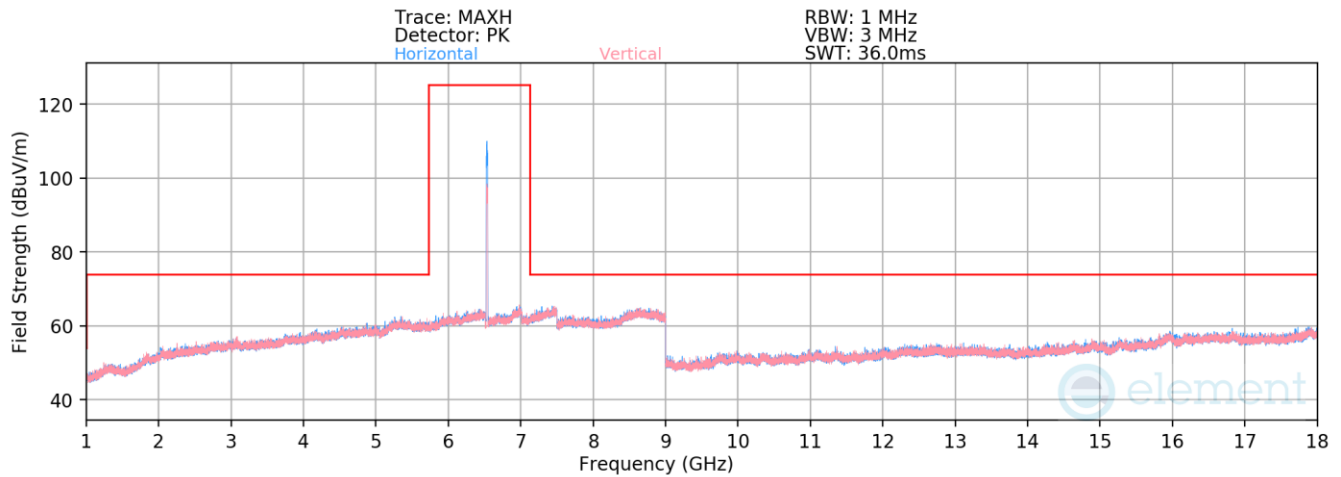
Mode: 802.11ax
 Data Rate: MCS2
 Distance of Measurements: 3 Meters
 Operating Frequency: 6515MHz
 Channel: 113

Frequency [MHz]	Detector	Ant. Pol. [H/V]	Antenna Height [cm]	Turntable Azimuth [degree]	Analyzer Level [dBm]	AFCL [dB/m]	Field Strength [dBμV/m]	Limit [dBμV/m]	Margin [dB]
13030.00	Average	H	221	112	-84.01	18.84	41.83	68.20	-26.37

Table 7-86. Radiated Spurious Emission Measurements SDM

FCC ID: BCGA2436 IC: 579C-A2436	 MEASUREMENT REPORT (CERTIFICATION)		Approved by: Technical Manager
Test Report S/N: 1C2205090027-11-R2.BCG	Test Dates: 5/30/2022 - 9/16/2022	EUT Type: Tablet Device	Page 211 of 280

V 10.5 12/15/2021



Plot 7-619. Radiated Spurious Emissions above 1GHz SDM (802.11ax – Ch. 117, MCS2)

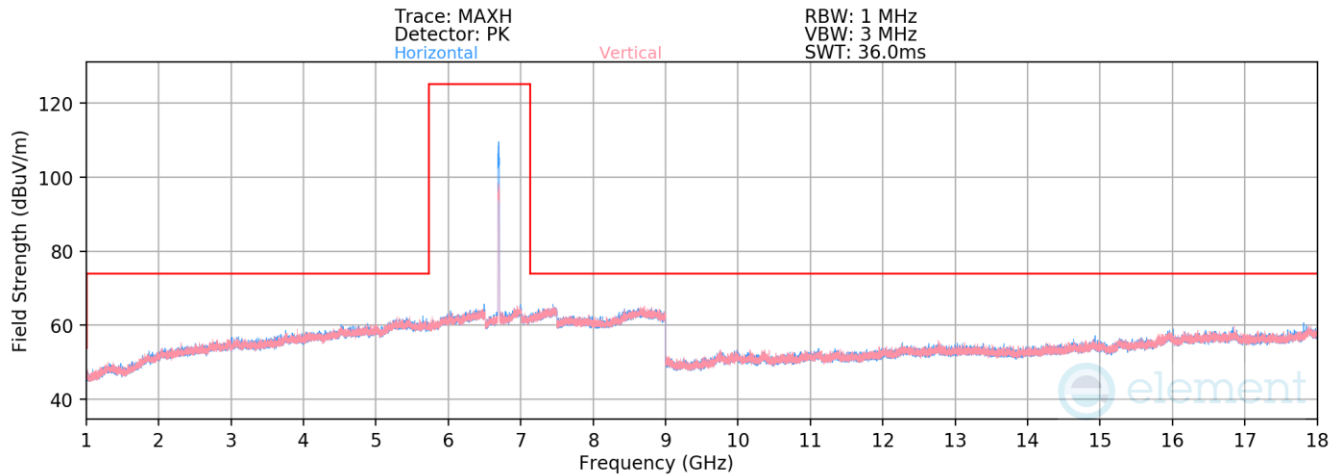
Mode: 802.11ax
Data Rate: MCS2
Distance of Measurements: 3 Meters
Operating Frequency: 6535MHz
Channel: 117

Frequency [MHz]	Detector	Ant. Pol. [H/V]	Antenna Height [cm]	Turntable Azimuth [degree]	Analyzer Level [dBm]	AFCL [dB/m]	Field Strength [dBuV/m]	Limit [dBuV/m]	Margin [dB]
13070.00	Average	H	-	-	-80.47	14.71	41.24	68.20	-26.96

Table 7-87. Radiated Spurious Emission Measurements SDM

FCC ID: BCGA2436 IC: 579C-A2436		MEASUREMENT REPORT (CERTIFICATION)		Approved by: Technical Manager
Test Report S/N: 1C2205090027-11-R2.BCG	Test Dates: 5/30/2022 - 9/16/2022	EUT Type: Tablet Device		Page 212 of 280

V 10.5 12/15/2021



Plot 7-620. Radiated Spurious Emissions above 1GHz SDM (802.11ax – Ch. 149, MCS2)

Mode: 802.11ax
Data Rate: MCS2
Distance of Measurements: 3 Meters
Operating Frequency: 6695MHz
Channel: 149

Frequency [MHz]	Detector	Ant. Pol. [H/V]	Antenna Height [cm]	Turntable Azimuth [degree]	Analyzer Level [dBm]	AFCL [dB/m]	Field Strength [dBuV/m]	Limit [dBuV/m]	Margin [dB]
* 13390.00	Peak	H	-	-	-70.21	15.02	51.81	73.98	-22.17
* 13390.00	Average	H	-	-	-82.84	15.02	39.18	53.98	-14.80

Table 7-88. Radiated Spurious Emission Measurements SDM

FCC ID: BCGA2436 IC: 579C-A2436		MEASUREMENT REPORT (CERTIFICATION)	Approved by: Technical Manager
Test Report S/N: 1C2205090027-11-R2.BCG	Test Dates: 5/30/2022 - 9/16/2022	EUT Type: Tablet Device	Page 213 of 280

V 10.5 12/15/2021