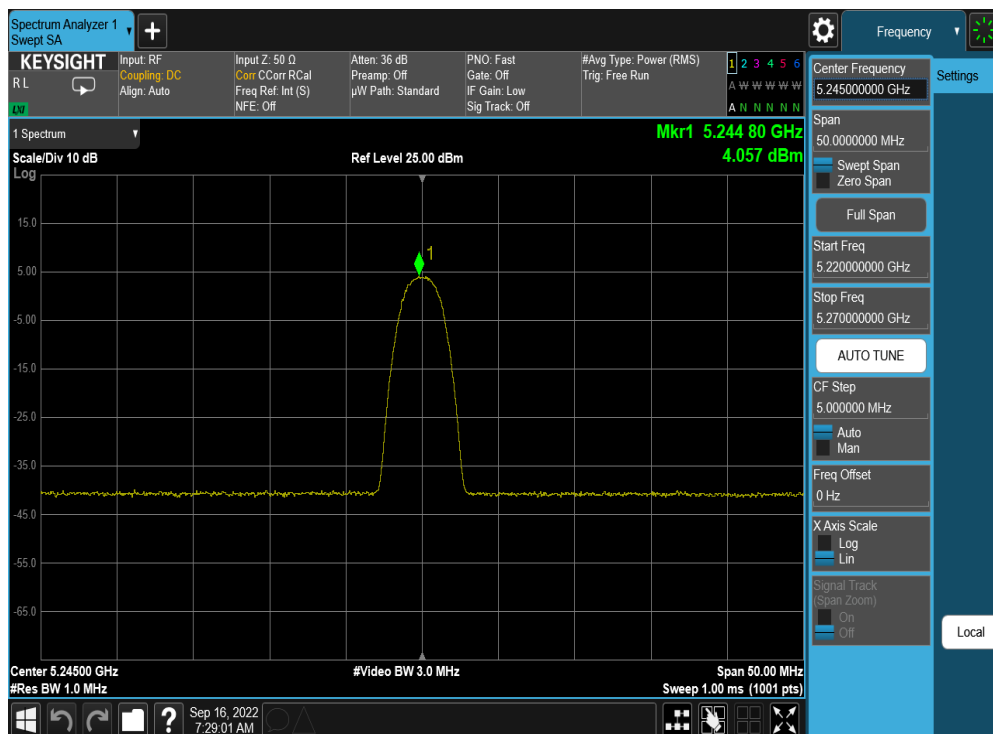
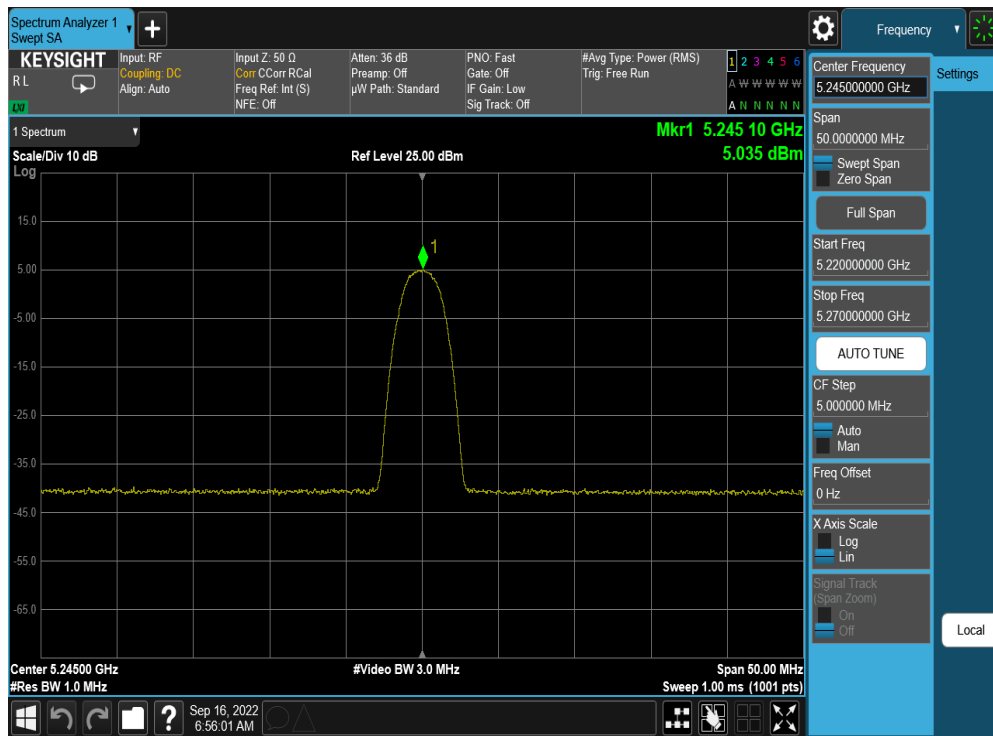


FCC ID: BCGA2436		MEASUREMENT REPORT (CERTIFICATION)	Approved by: Technical Manager
Test Report S/N: 1C2205090027-07-R1.BCG	Test Dates: 7/1/2022-9/27/2022	EUT Type: Tablet Device	Page 69 of 137

V 10.5 12/15/2021

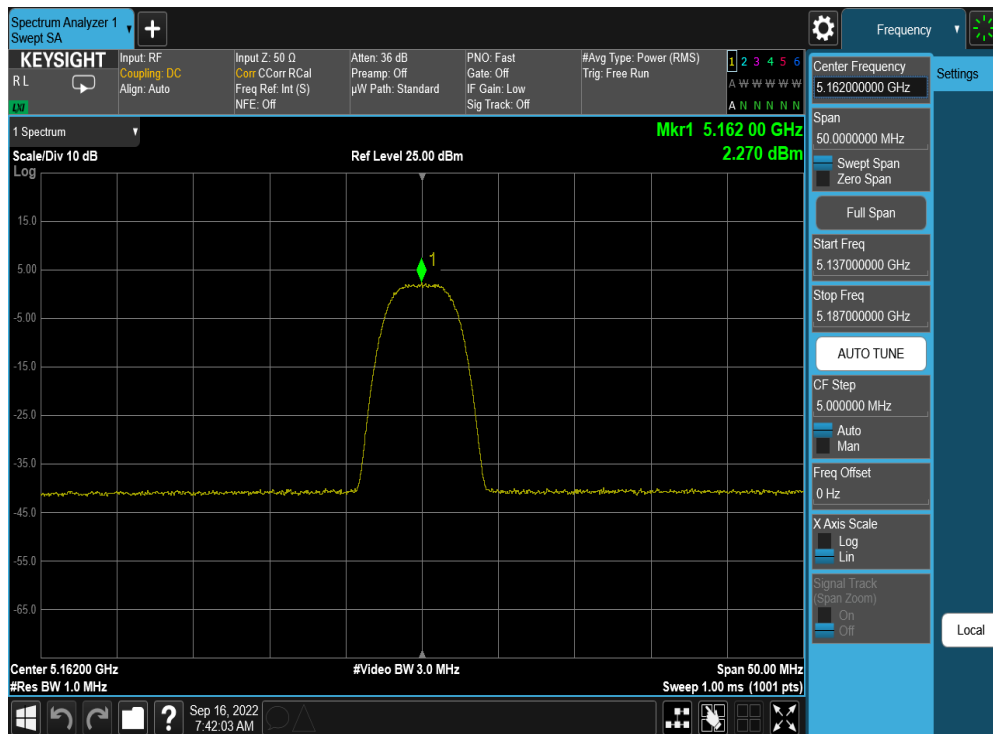
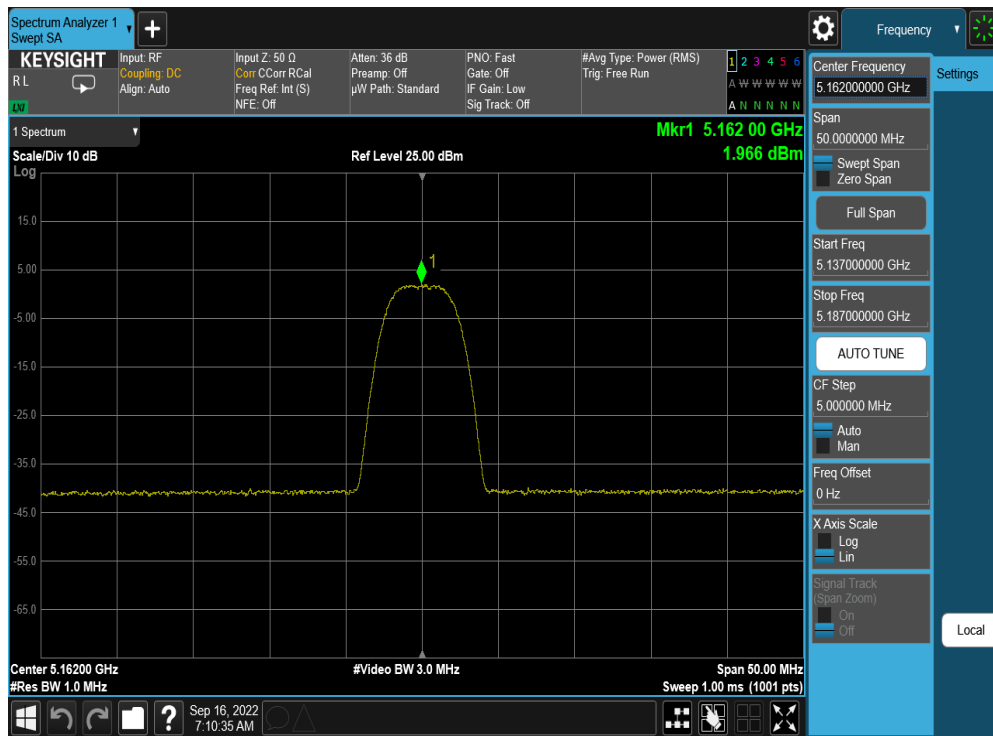
Unless otherwise specified, no part of this report may be reproduced or utilized in any part, form or by any means, electronic or mechanical, including photocopying and microfilm, without permission in writing from Element Washington DC LLC. If you have any questions about this or have an enquiry about obtaining additional rights to this report or assembly of contents thereof, please contact ct.info@element.com.



FCC ID: BCGA2436		MEASUREMENT REPORT (CERTIFICATION)	Approved by: Technical Manager
Test Report S/N: 1C2205090027-07-R1.BCG	Test Dates: 7/1/2022-9/27/2022	EUT Type: Tablet Device	Page 70 of 137

V 10.5 12/15/2021

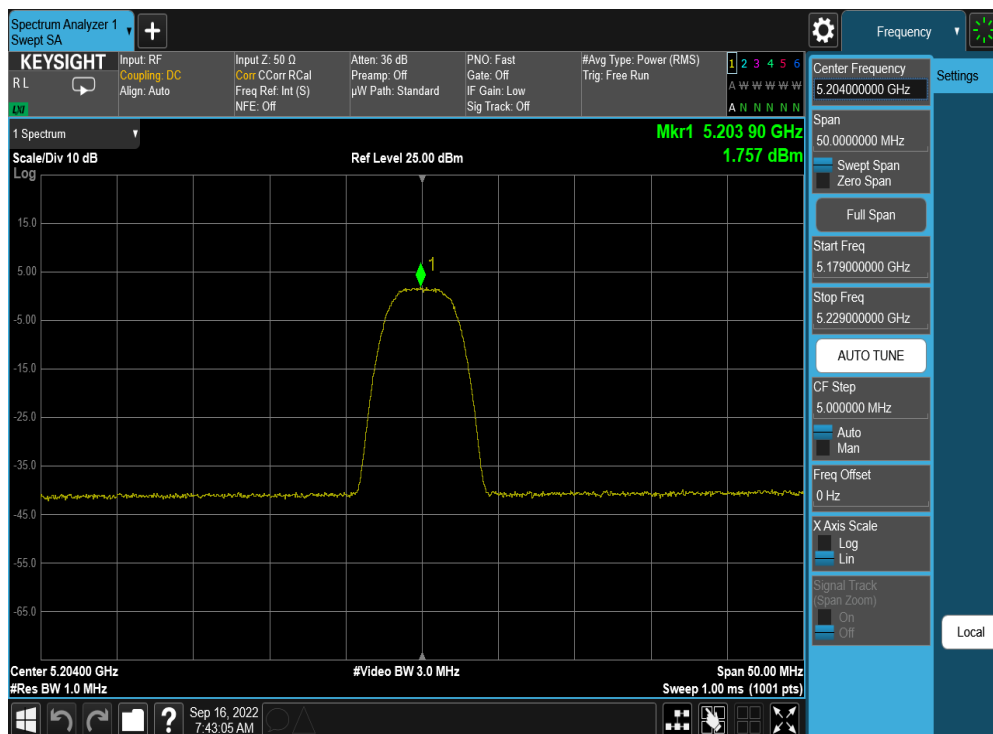
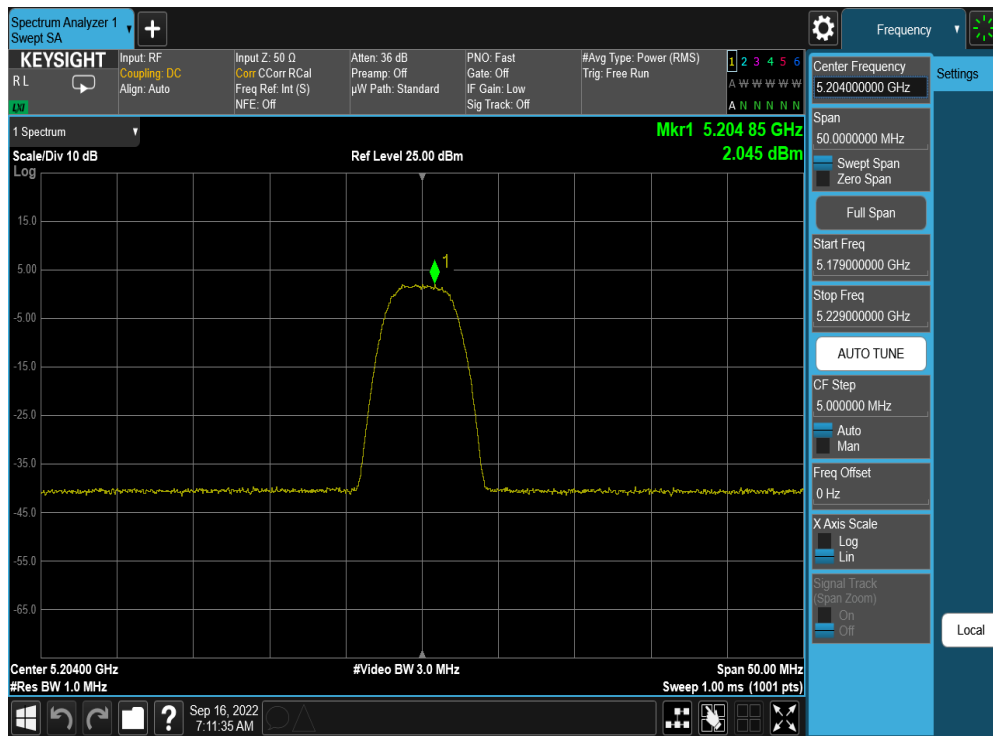
Unless otherwise specified, no part of this report may be reproduced or utilized in any part, form or by any means, electronic or mechanical, including photocopying and microfilm, without permission in writing from Element Washington DC LLC. If you have any questions about this or have an enquiry about obtaining additional rights to this report or assembly of contents thereof, please contact ct.info@element.com.



FCC ID: BCGA2436		MEASUREMENT REPORT (CERTIFICATION)	Approved by: Technical Manager
Test Report S/N: 1C2205090027-07-R1.BCG	Test Dates: 7/1/2022-9/27/2022	EUT Type: Tablet Device	Page 71 of 137

V 10.5 12/15/2021

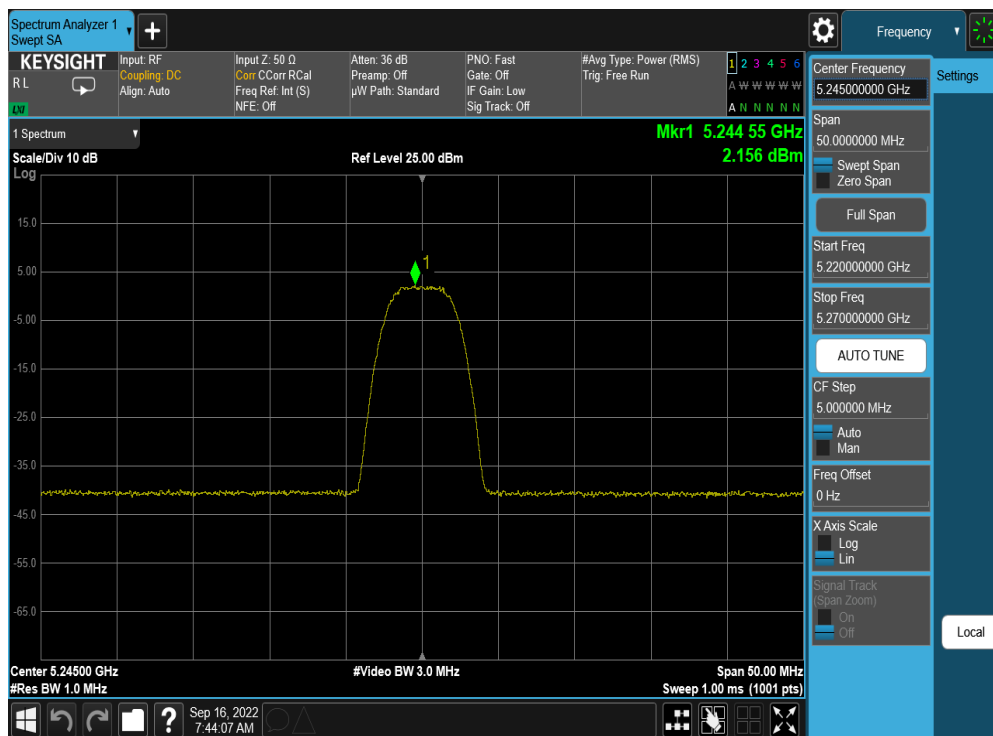
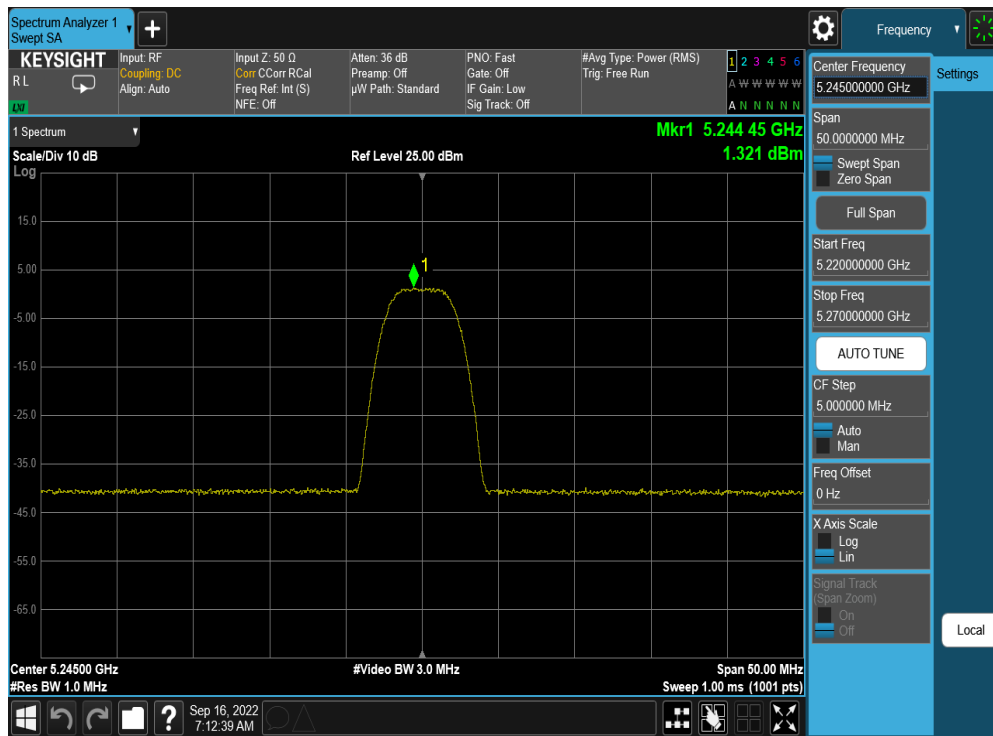
Unless otherwise specified, no part of this report may be reproduced or utilized in any part, form or by any means, electronic or mechanical, including photocopying and microfilm, without permission in writing from Element Washington DC LLC. If you have any questions about this or have an enquiry about obtaining additional rights to this report or assembly of contents thereof, please contact ct.info@element.com.



FCC ID: BCGA2436		MEASUREMENT REPORT (CERTIFICATION)	Approved by: Technical Manager
Test Report S/N: 1C2205090027-07-R1.BCG	Test Dates: 7/1/2022-9/27/2022	EUT Type: Tablet Device	Page 72 of 137

V 10.5 12/15/2021

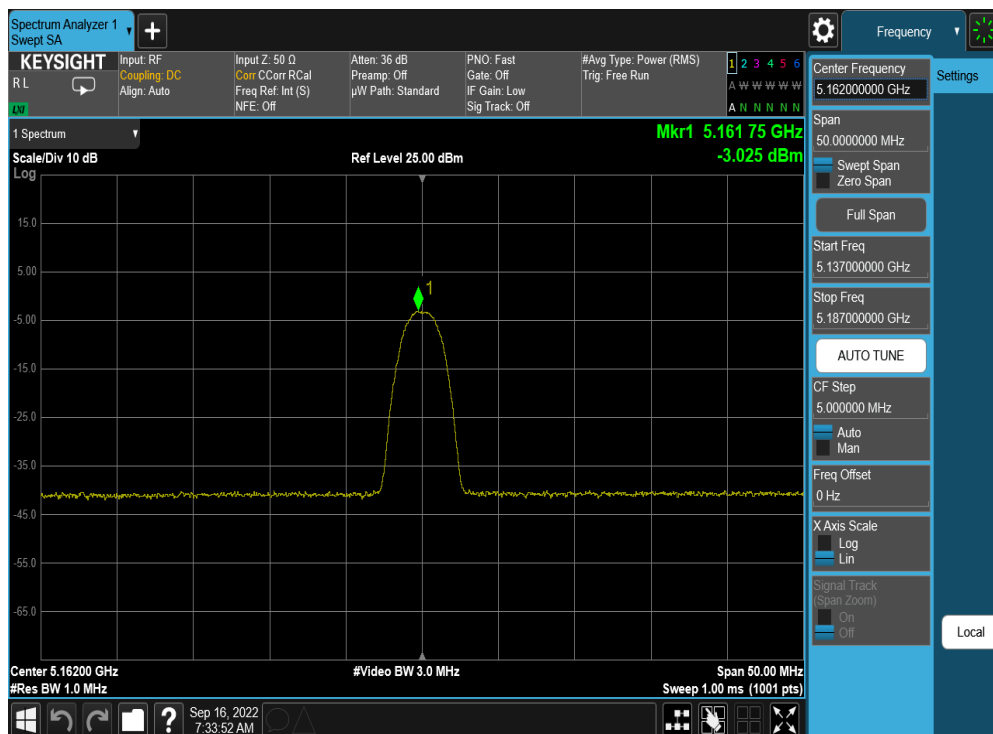
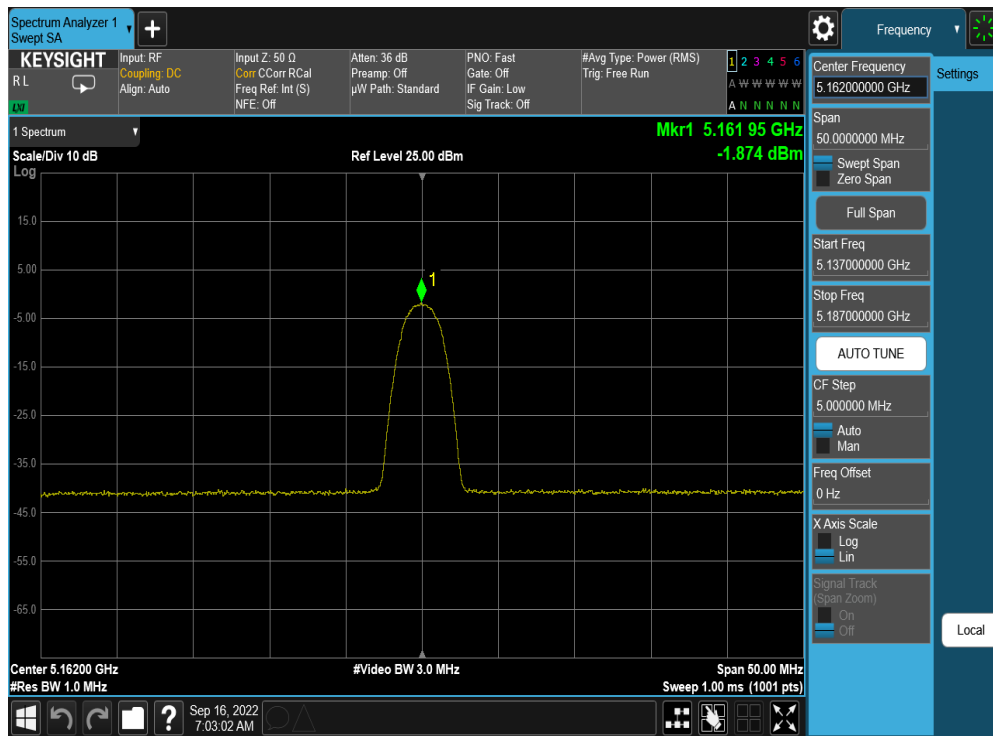
Unless otherwise specified, no part of this report may be reproduced or utilized in any part, form or by any means, electronic or mechanical, including photocopying and microfilm, without permission in writing from Element Washington DC LLC. If you have any questions about this or have an enquiry about obtaining additional rights to this report or assembly of contents thereof, please contact ct.info@element.com.



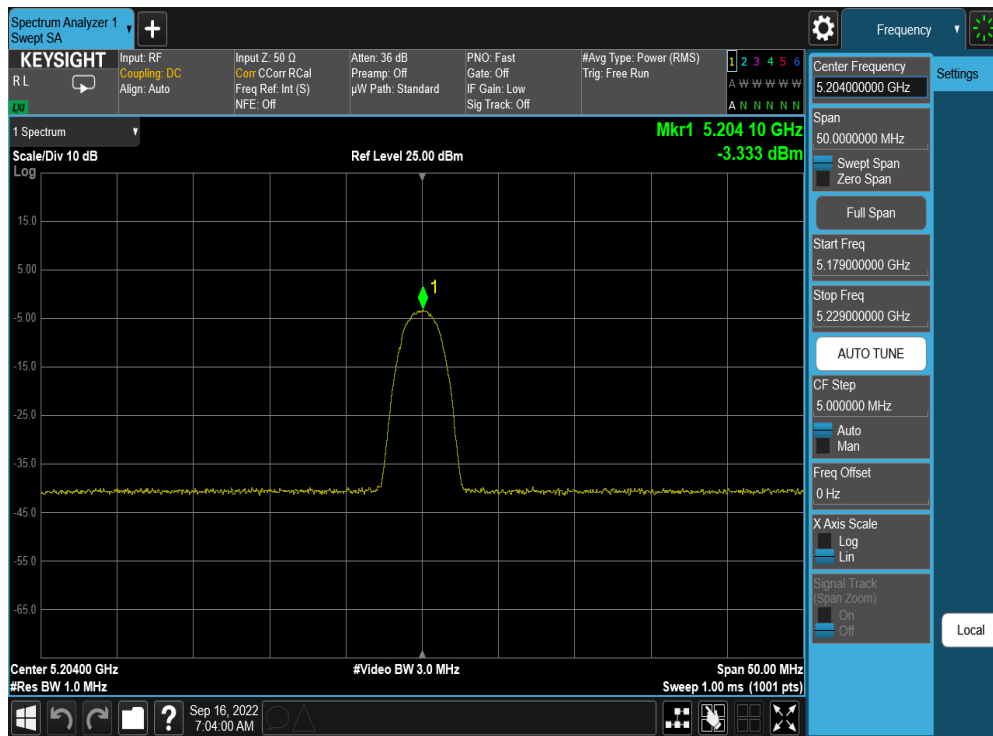
FCC ID: BCGA2436		MEASUREMENT REPORT (CERTIFICATION)	Approved by: Technical Manager
Test Report S/N: 1C2205090027-07-R1.BCG	Test Dates: 7/1/2022-9/27/2022	EUT Type: Tablet Device	Page 73 of 137

V 10.5 12/15/2021

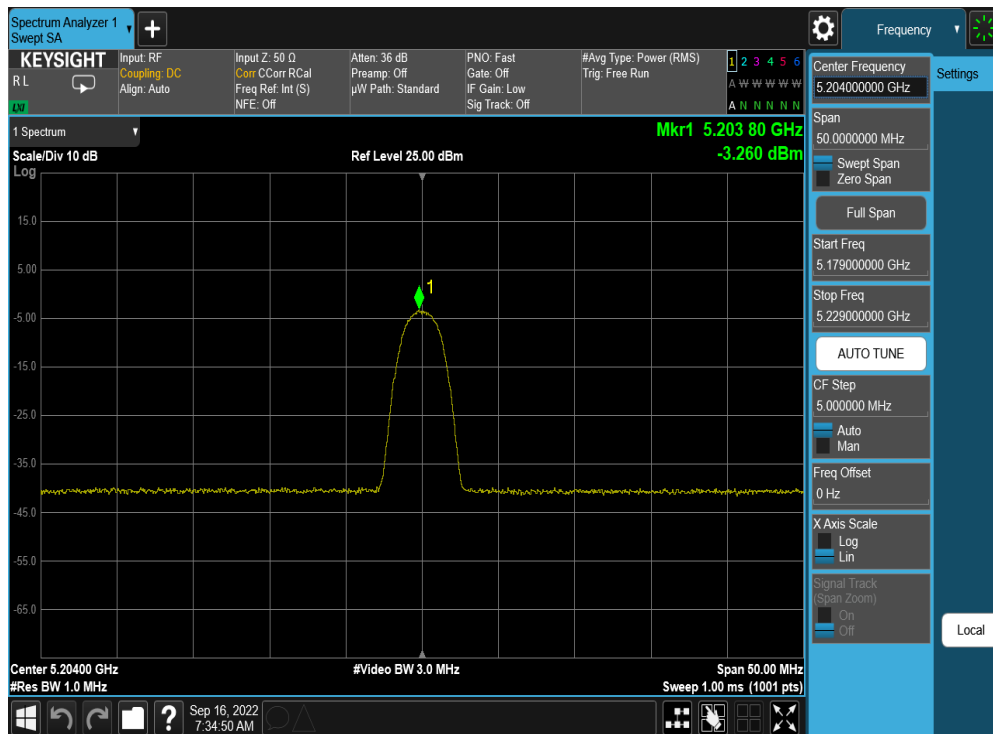
Unless otherwise specified, no part of this report may be reproduced or utilized in any part, form or by any means, electronic or mechanical, including photocopying and microfilm, without permission in writing from Element Washington DC LLC. If you have any questions about this or have an enquiry about obtaining additional rights to this report or assembly of contents thereof, please contact ct.info@element.com.



FCC ID: BCGA2436		MEASUREMENT REPORT (CERTIFICATION)	Approved by: Technical Manager
Test Report S/N: 1C2205090027-07-R1.BCG	Test Dates: 7/1/2022-9/27/2022	EUT Type: Tablet Device	Page 74 of 137



Plot 7-87. PSD TxBF Antenna WF5T (HDR4, iPA, 5204MHz)

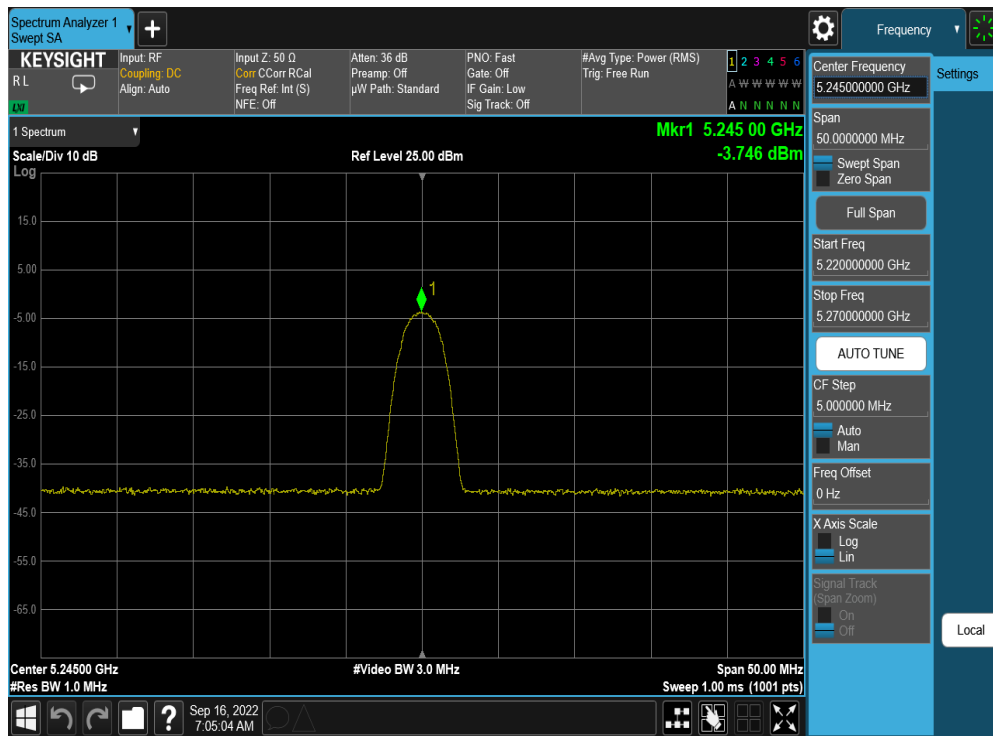


Plot 7-88. PSD TxBF Antenna WF5B (HDR4, iPA, 5204MHz)

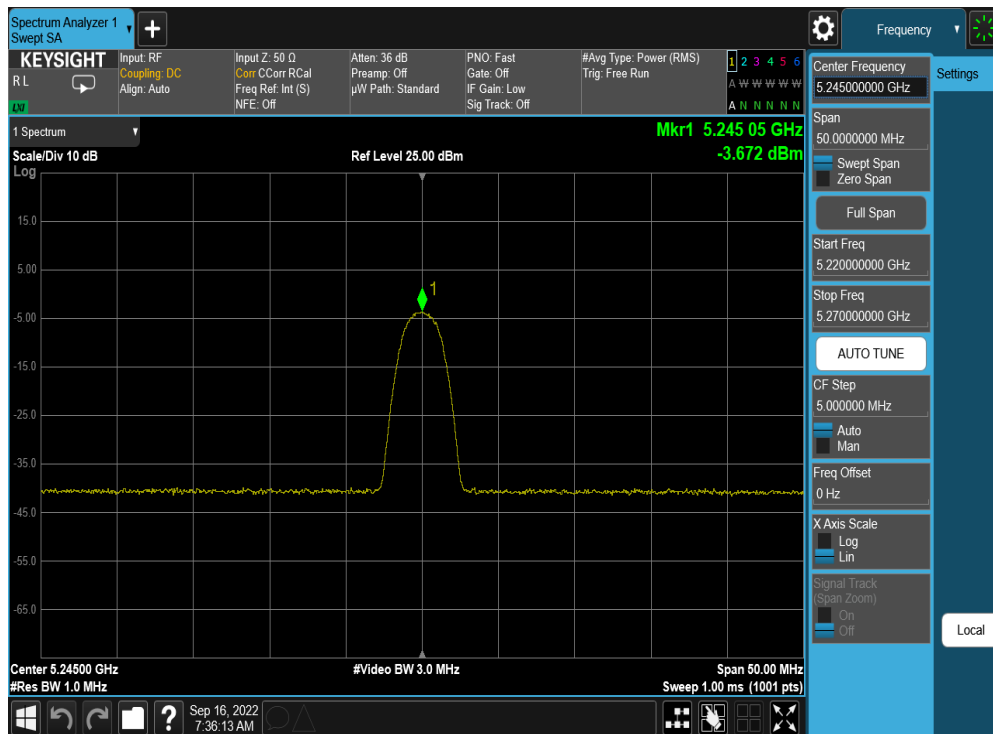
FCC ID: BCGA2436		MEASUREMENT REPORT (CERTIFICATION)	Approved by: Technical Manager
Test Report S/N: 1C2205090027-07-R1.BCG	Test Dates: 7/1/2022-9/27/2022	EUT Type: Tablet Device	Page 75 of 137

V 10.5 12/15/2021

Unless otherwise specified, no part of this report may be reproduced or utilized in any part, form or by any means, electronic or mechanical, including photocopying and microfilm, without permission in writing from Element Washington DC LLC. If you have any questions about this or have an enquiry about obtaining additional rights to this report or assembly of contents thereof, please contact ct.info@element.com.



Plot 7-89. PSD TxBF Antenna WF5T (HDR4, iPA, 5245MHz)

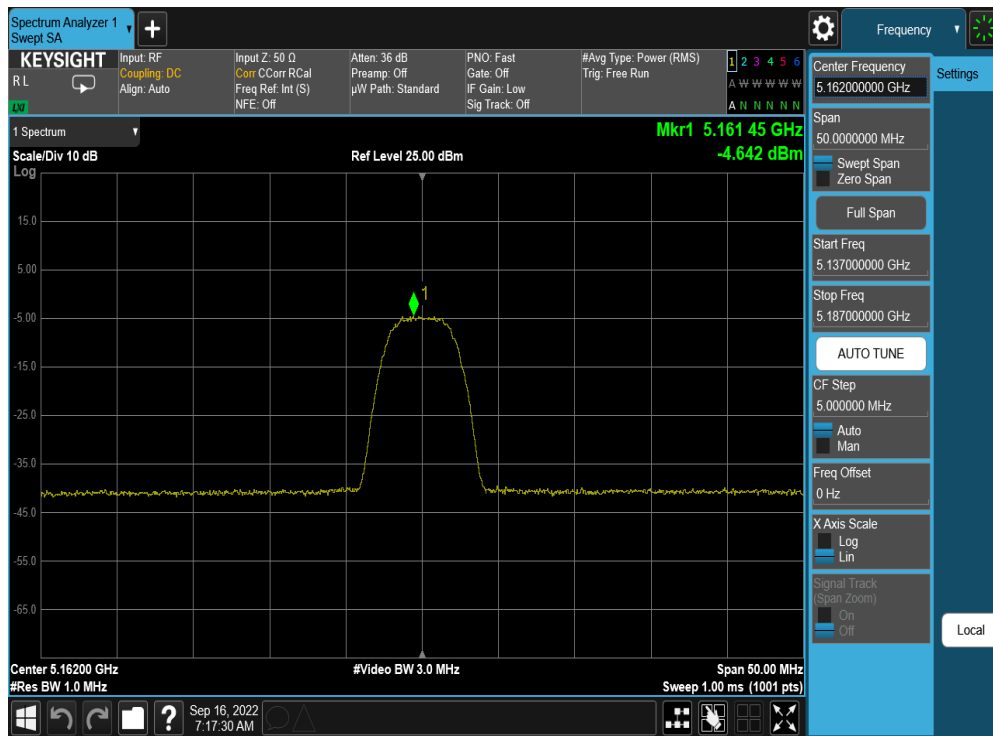


Plot 7-90. PSD TxBF Antenna WF5B (HDR4, iPA, 5245MHz)

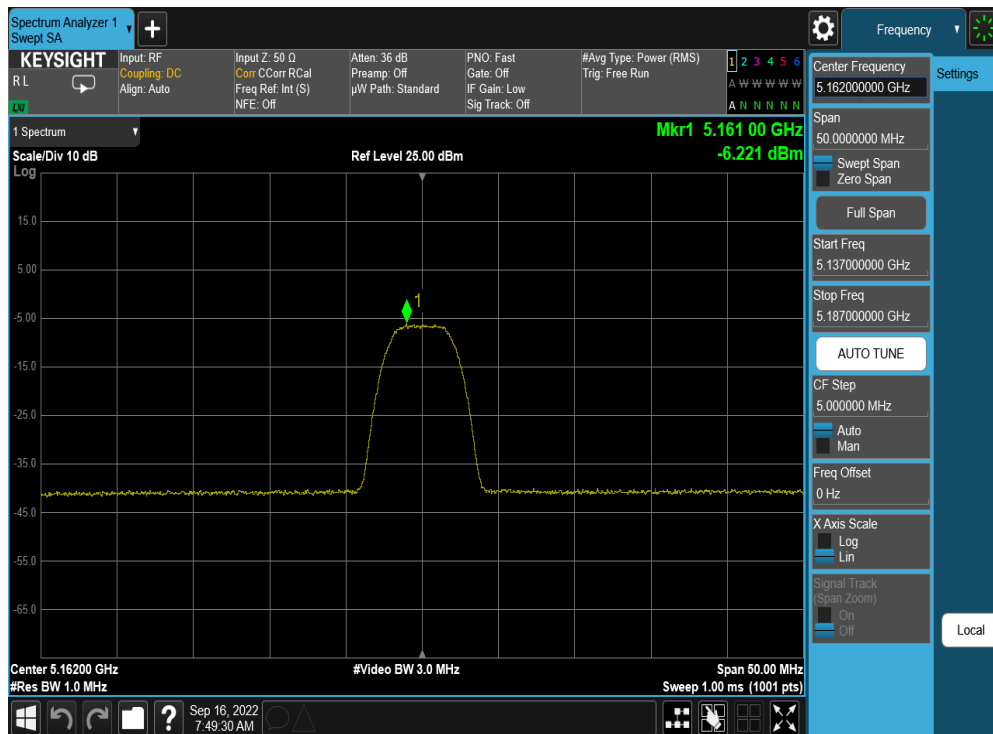
FCC ID: BCGA2436		MEASUREMENT REPORT (CERTIFICATION)	Approved by: Technical Manager
Test Report S/N: 1C2205090027-07-R1.BCG	Test Dates: 7/1/2022-9/27/2022	EUT Type: Tablet Device	Page 76 of 137

V 10.5 12/15/2021

Unless otherwise specified, no part of this report may be reproduced or utilized in any part, form or by any means, electronic or mechanical, including photocopying and microfilm, without permission in writing from Element Washington DC LLC. If you have any questions about this or have an enquiry about obtaining additional rights to this report or assembly of contents thereof, please contact ct.info@element.com.

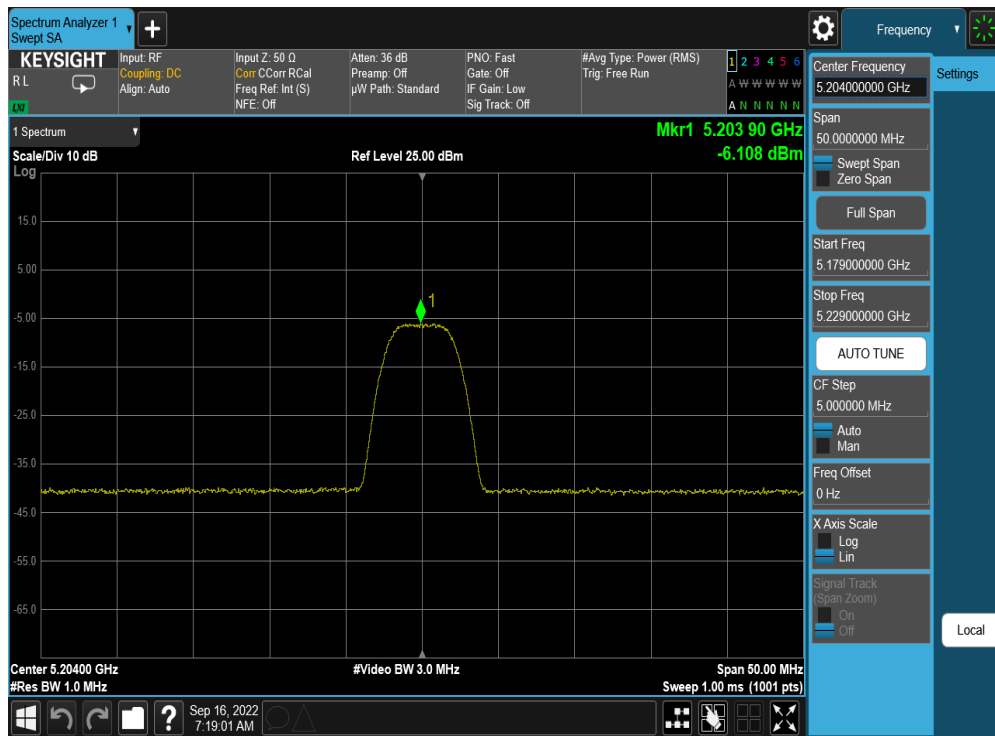


Plot 7-91. PSD TxBF Antenna WF5T (HDR8, iPA, 5162MHz)

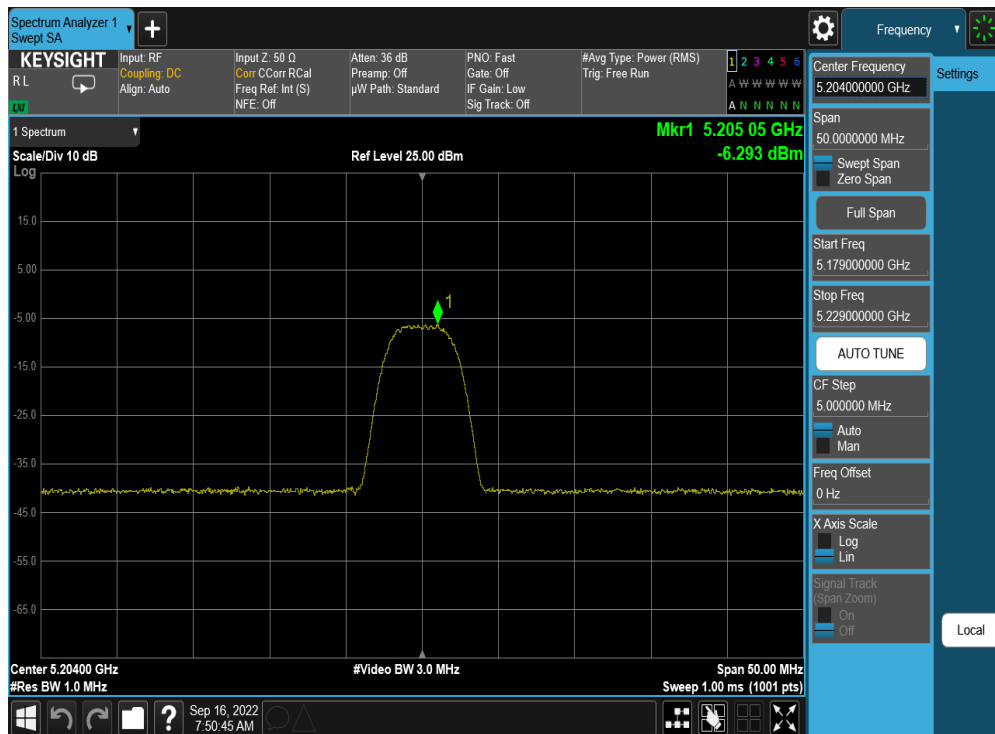


Plot 7-92. PSD TxBF Antenna WF5B (HDR8, iPA, 5162MHz)

FCC ID: BCGA2436		MEASUREMENT REPORT (CERTIFICATION)	Approved by: Technical Manager
Test Report S/N: 1C2205090027-07-R1.BCG	Test Dates: 7/1/2022-9/27/2022	EUT Type: Tablet Device	Page 77 of 137

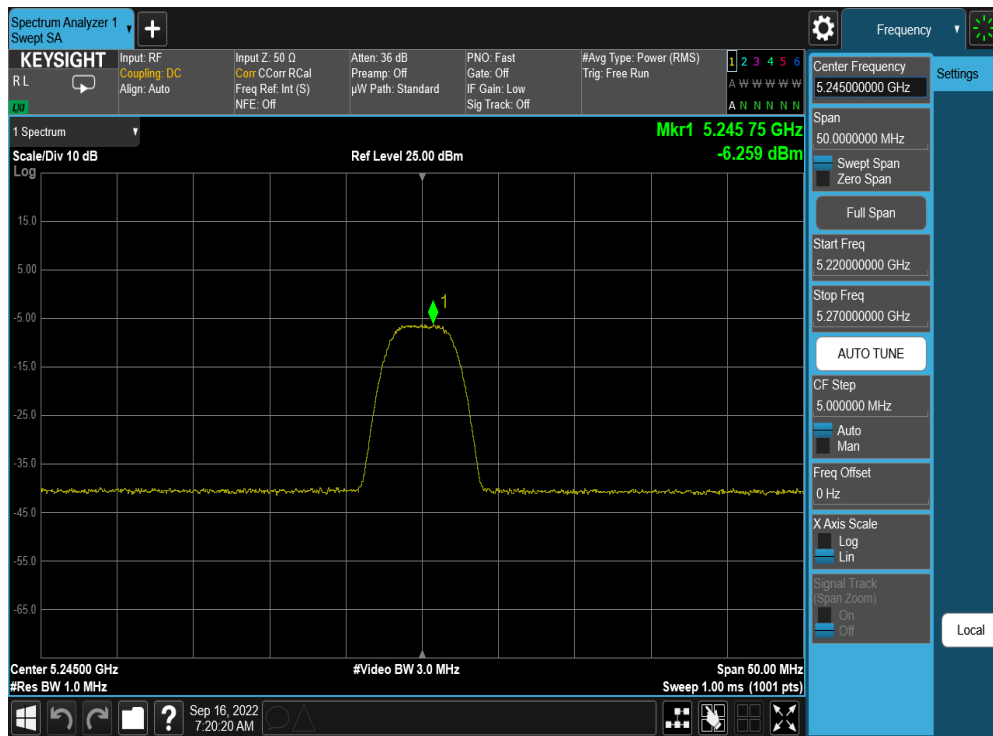


Plot 7-93. PSD TxBF Antenna WF5T (HDR8, iPA, 5204MHz)

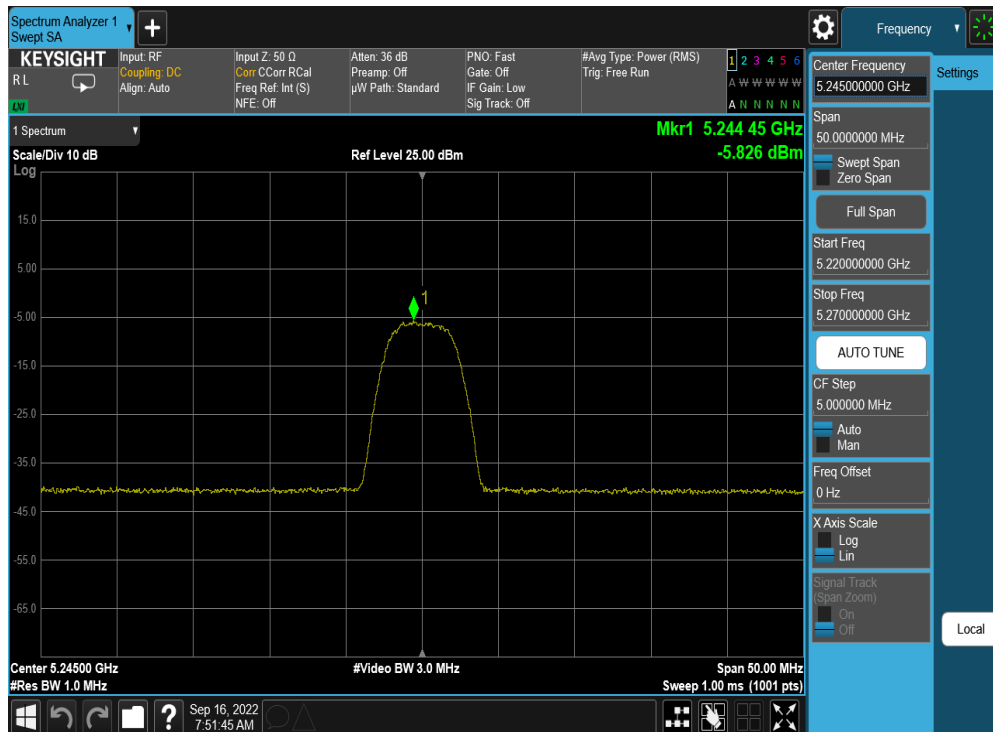


Plot 7-94. PSD TxBF Antenna WF5B (HDR8, iPA, 5204MHz)

FCC ID: BCGA2436		MEASUREMENT REPORT (CERTIFICATION)	Approved by: Technical Manager
Test Report S/N: 1C2205090027-07-R1.BCG	Test Dates: 7/1/2022-9/27/2022	EUT Type: Tablet Device	Page 78 of 137



Plot 7-95. PSD TxBF Antenna WF5T (HDR8, iPA, 5245MHz)



Plot 7-96. PSD TxBF Antenna WF5B (HDR8, iPA, 5245MHz)

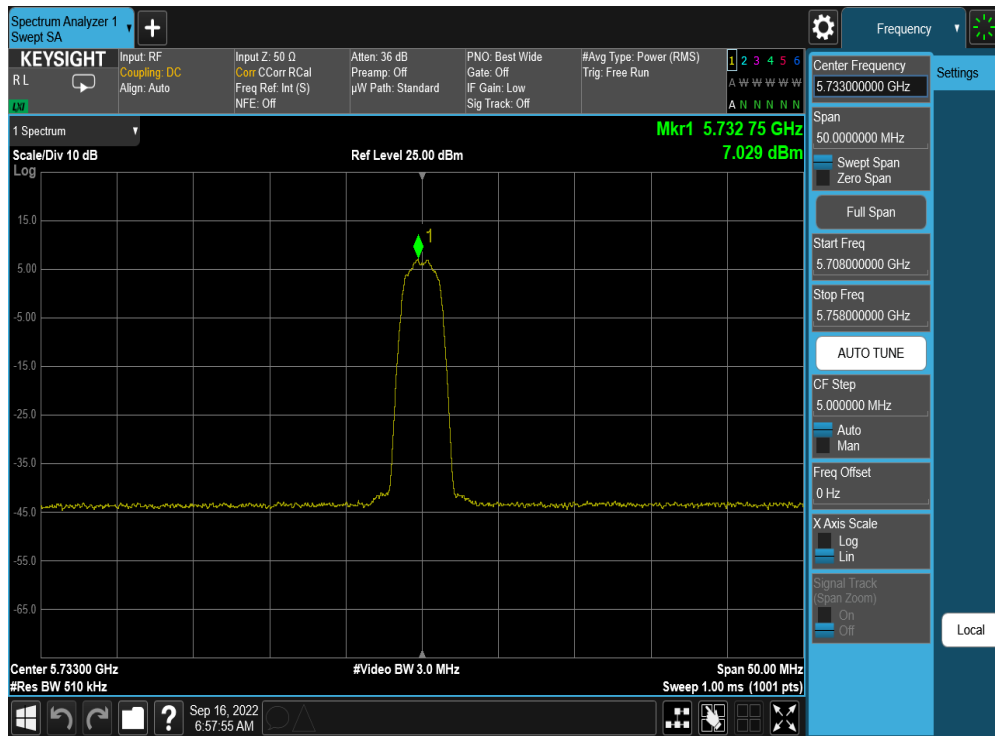
FCC ID: BCGA2436		MEASUREMENT REPORT (CERTIFICATION)	Approved by: Technical Manager
Test Report S/N: 1C2205090027-07-R1.BCG	Test Dates: 7/1/2022-9/27/2022	EUT Type: Tablet Device	Page 79 of 137

	Frequency [MHz]	Mode	Power Scheme	Antenna WF5T Power Density [dBm/500kHz]	Antenna WF5B Power Density [dBm/500kHz]	Summed Power Density [dBm/500kHz]	Max Permissible Power Density [dBm/500kHz]	Margin [dB]
Band 3	5733	HDR4	ePA	7.029	7.963	10.531	30.0	-19.47
	5789	HDR4	ePA	7.687	8.054	10.885	30.0	-19.12
	5844	HDR4	ePA	7.544	8.288	10.942	30.0	-19.06
	5733	HDR8	ePA	3.607	5.575	7.712	30.0	-22.29
	5789	HDR8	ePA	4.843	5.486	8.187	30.0	-21.81
	5844	HDR8	ePA	4.113	5.526	7.887	30.0	-22.11
	5733	HDR4	iPA	-5.297	-4.854	-2.060	30.0	-32.06
	5789	HDR4	iPA	-4.962	-4.339	-1.629	30.0	-31.63
	5844	HDR4	iPA	-5.174	-5.138	-2.146	30.0	-32.15
	5733	HDR8	iPA	-8.232	-7.412	-4.792	30.0	-34.79
	5789	HDR8	iPA	-7.520	-7.129	-4.310	30.0	-34.31
	5844	HDR8	iPA	-7.736	-8.546	-5.112	30.0	-35.11

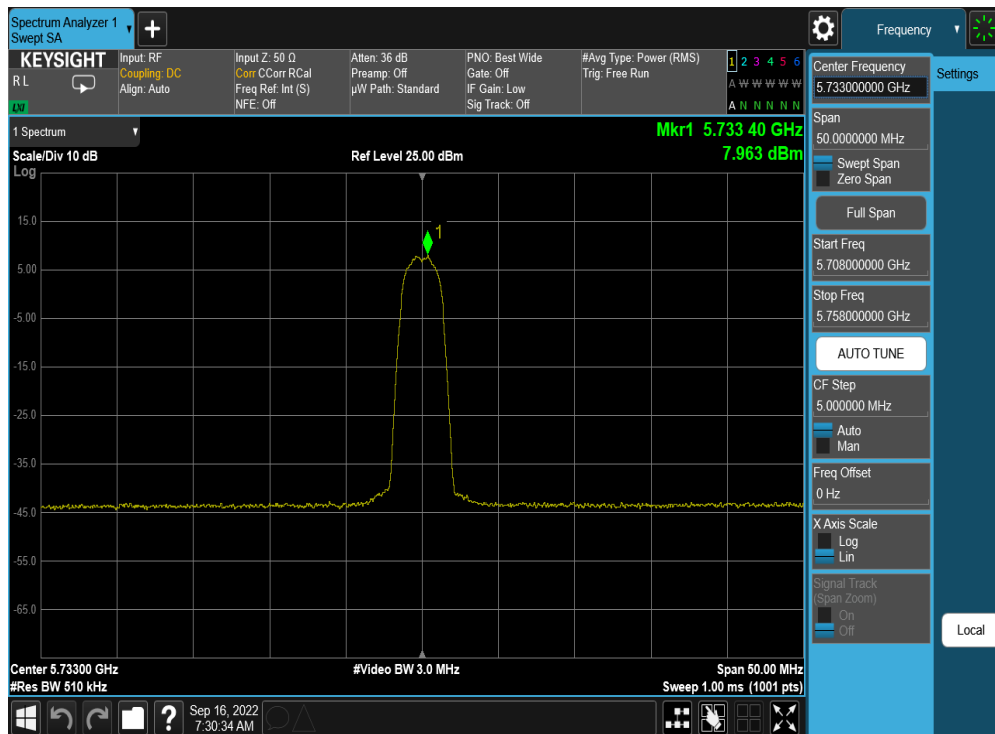
Table 7-14. Power Spectral Density Measurements

FCC ID: BCGA2436	 MEASUREMENT REPORT (CERTIFICATION)		Approved by: Technical Manager
Test Report S/N: 1C2205090027-07-R1.BCG	Test Dates: 7/1/2022-9/27/2022	EUT Type: Tablet Device	Page 80 of 137

V 10.5 12/15/2021

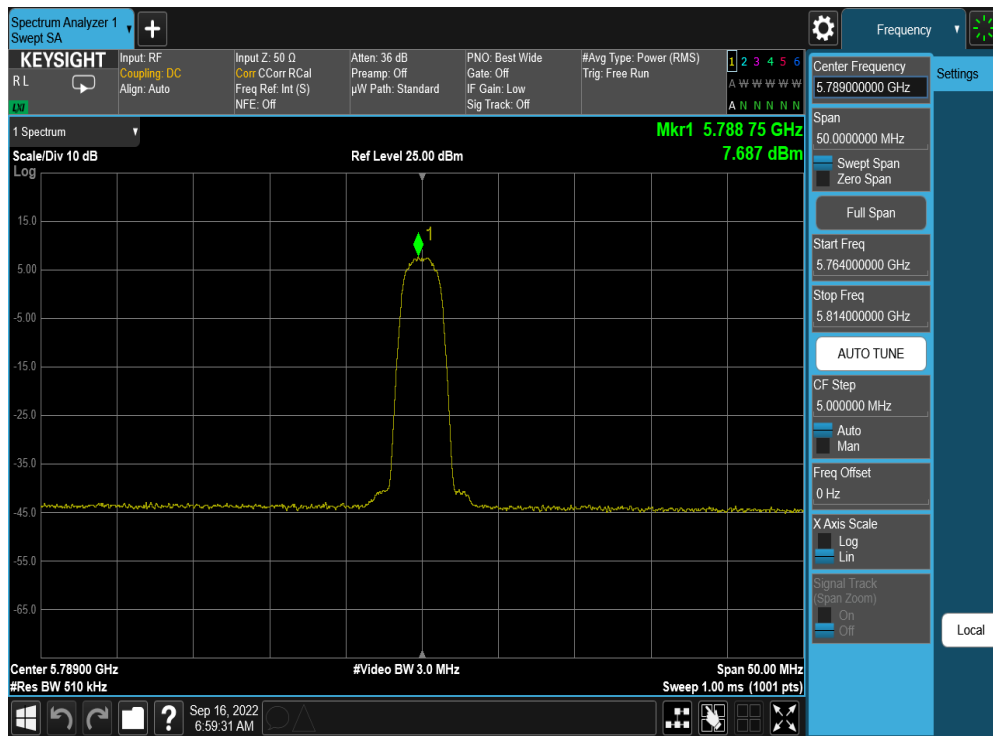


Plot 7-97. PSD TxBF Antenna WF5T (HDR4, ePA, 5733MHz)

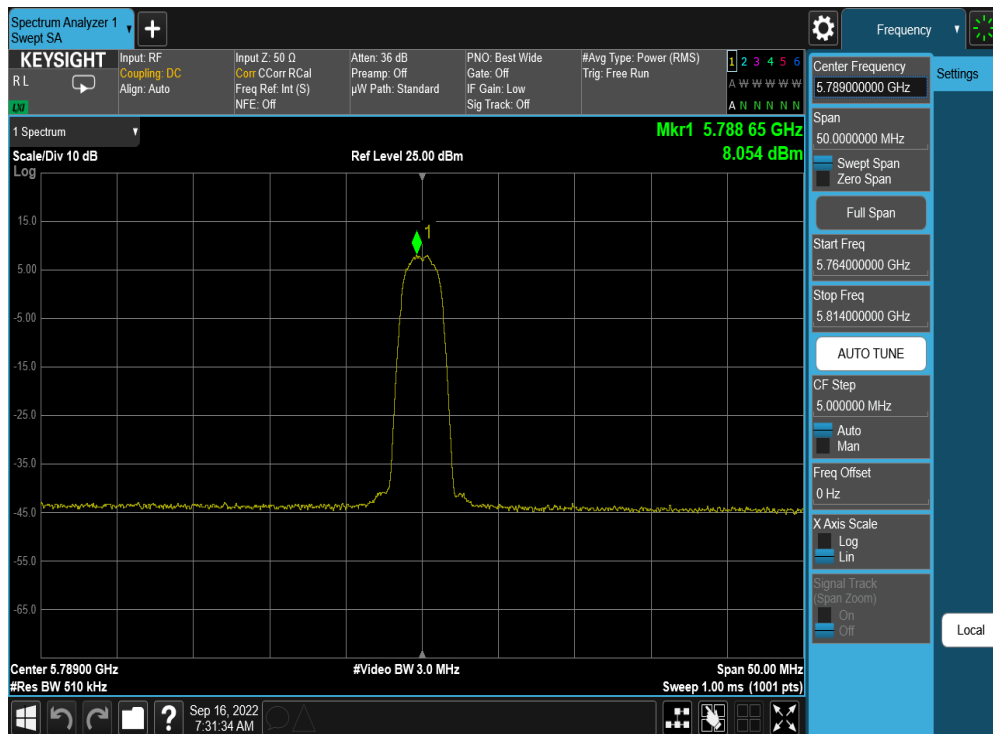


Plot 7-98. PSD TxBF Antenna WF5B (HDR4, ePA, 5733MHz)

FCC ID: BCGA2436	 MEASUREMENT REPORT (CERTIFICATION)		Approved by: Technical Manager
Test Report S/N: 1C2205090027-07-R1.BCG	Test Dates: 7/1/2022-9/27/2022	EUT Type: Tablet Device	Page 81 of 137

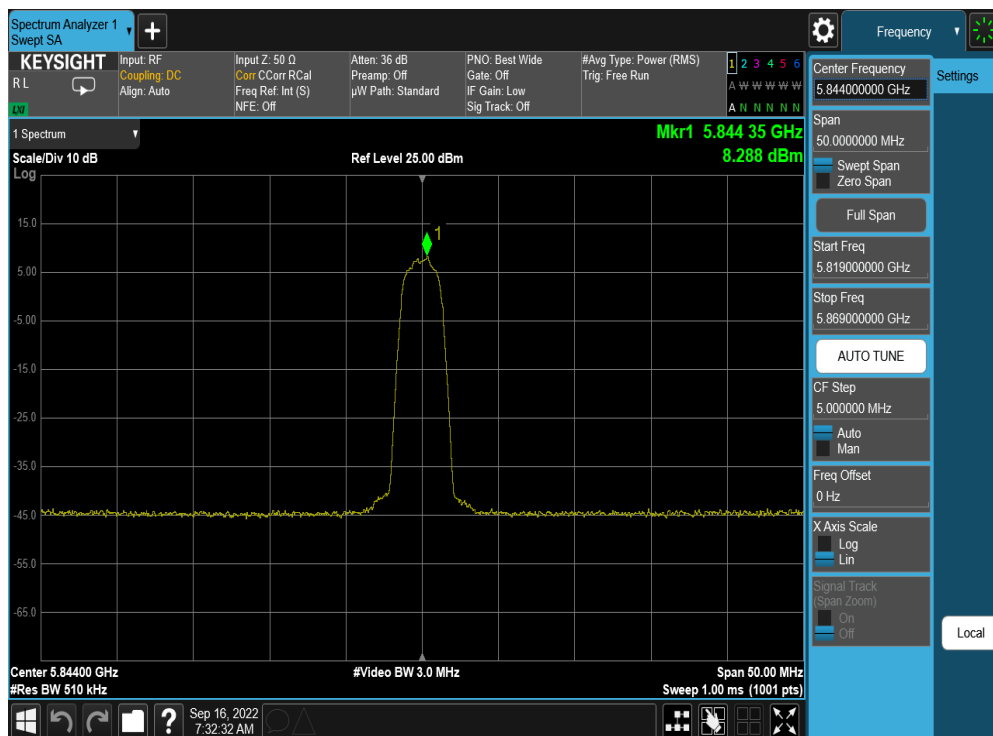
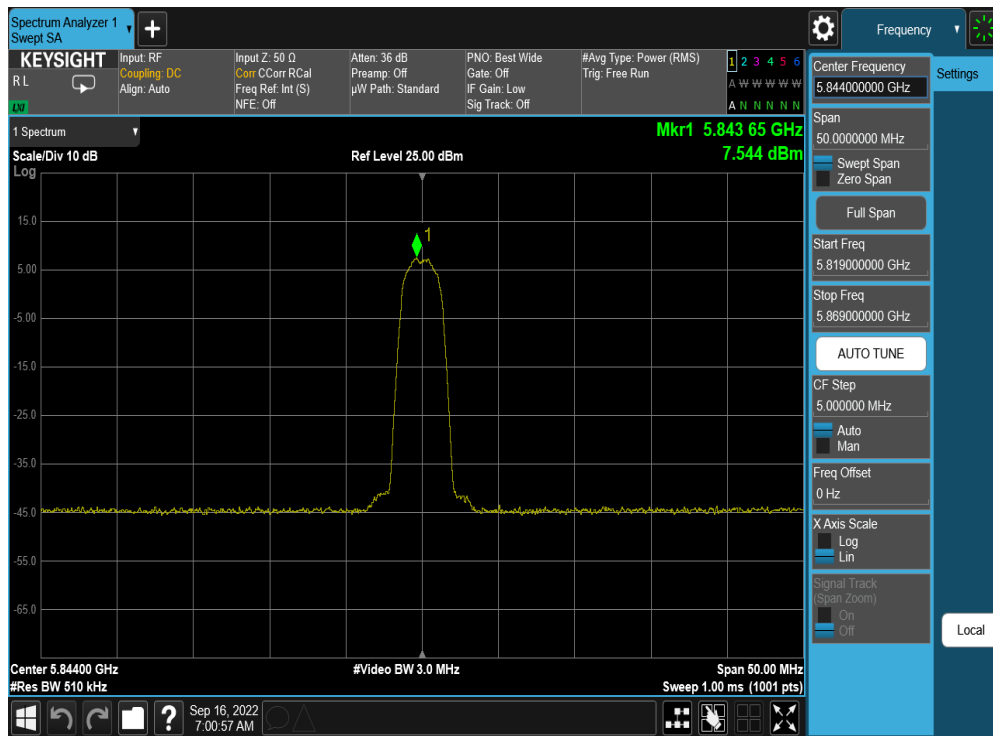


Plot 7-99. PSD TxBF Antenna WF5T (HDR4, ePA, 5789MHz)



Plot 7-100. PSD TxBF Antenna WF5B (HDR4, ePA, 5789MHz)

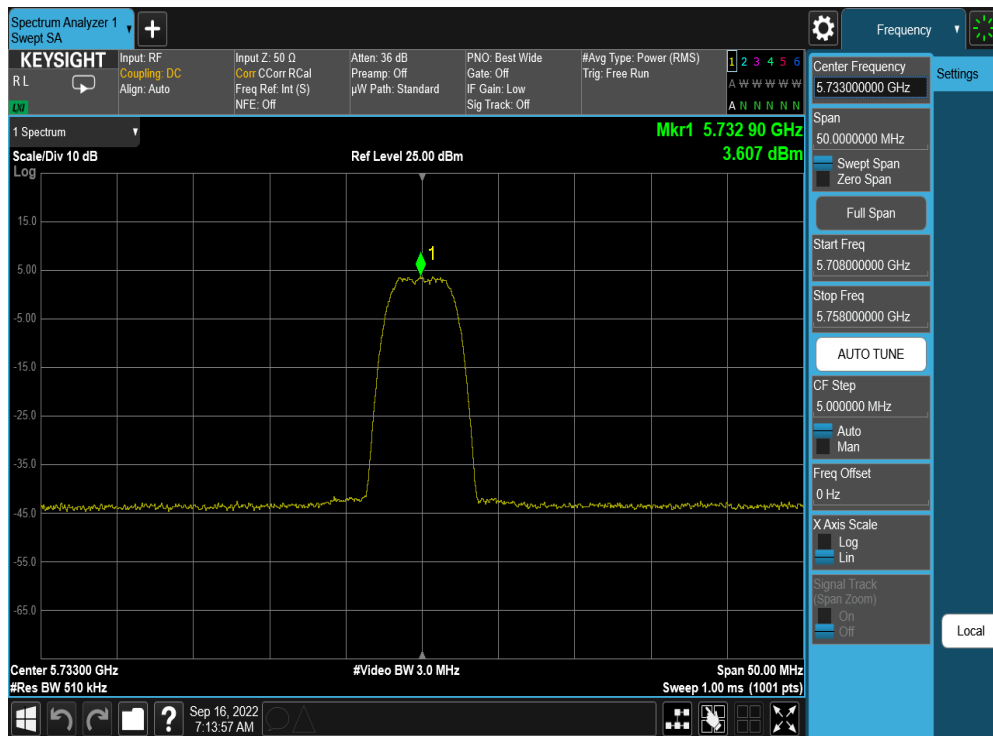
FCC ID: BCGA2436		MEASUREMENT REPORT (CERTIFICATION)	Approved by: Technical Manager
Test Report S/N: 1C2205090027-07-R1.BCG	Test Dates: 7/1/2022-9/27/2022	EUT Type: Tablet Device	Page 82 of 137



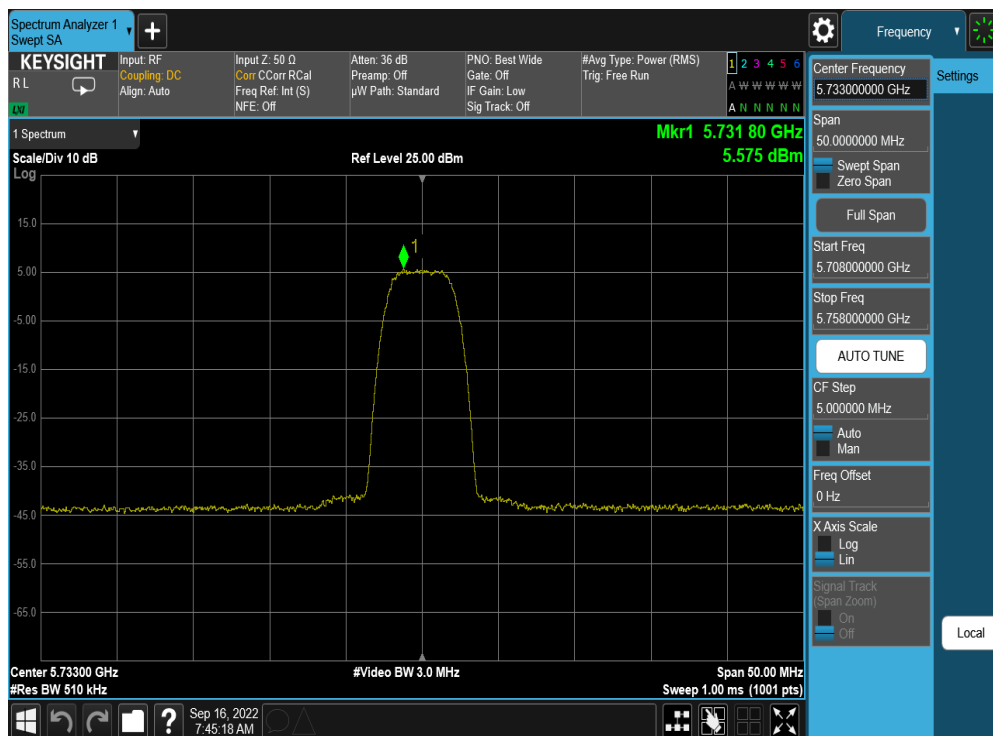
FCC ID: BCGA2436		MEASUREMENT REPORT (CERTIFICATION)	Approved by: Technical Manager
Test Report S/N: 1C2205090027-07-R1.BCG	Test Dates: 7/1/2022-9/27/2022	EUT Type: Tablet Device	Page 83 of 137

V 10.5 12/15/2021

Unless otherwise specified, no part of this report may be reproduced or utilized in any part, form or by any means, electronic or mechanical, including photocopying and microfilm, without permission in writing from Element Washington DC LLC. If you have any questions about this or have an enquiry about obtaining additional rights to this report or assembly of contents thereof, please contact ct.info@element.com.

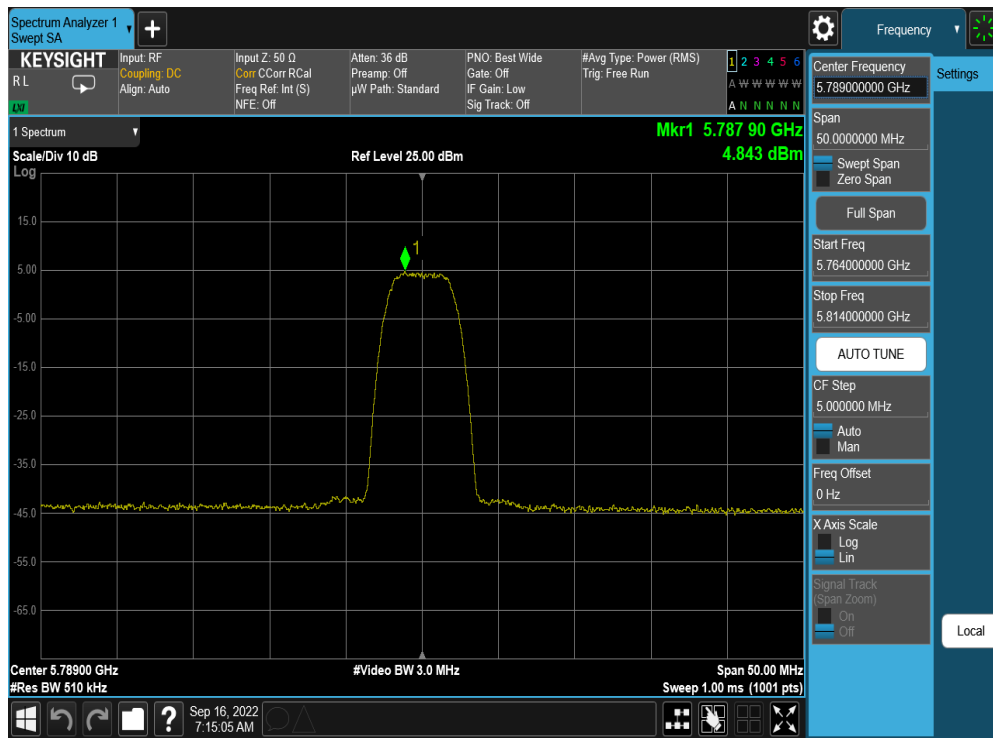


Plot 7-103. PSD TxBF Antenna WF5T (HDR8, ePA, 5733MHz)

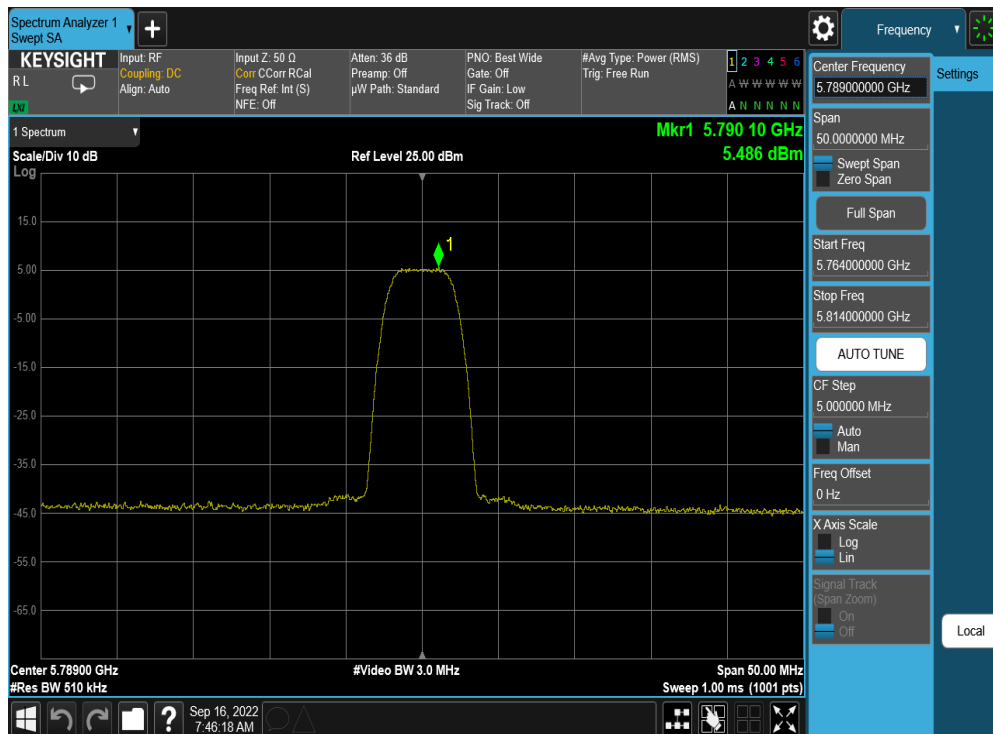


Plot 7-104. PSD TxBF Antenna WF5B (HDR8, ePA, 5733MHz)

FCC ID: BCGA2436		MEASUREMENT REPORT (CERTIFICATION)	Approved by: Technical Manager
Test Report S/N: 1C2205090027-07-R1.BCG	Test Dates: 7/1/2022-9/27/2022	EUT Type: Tablet Device	Page 84 of 137

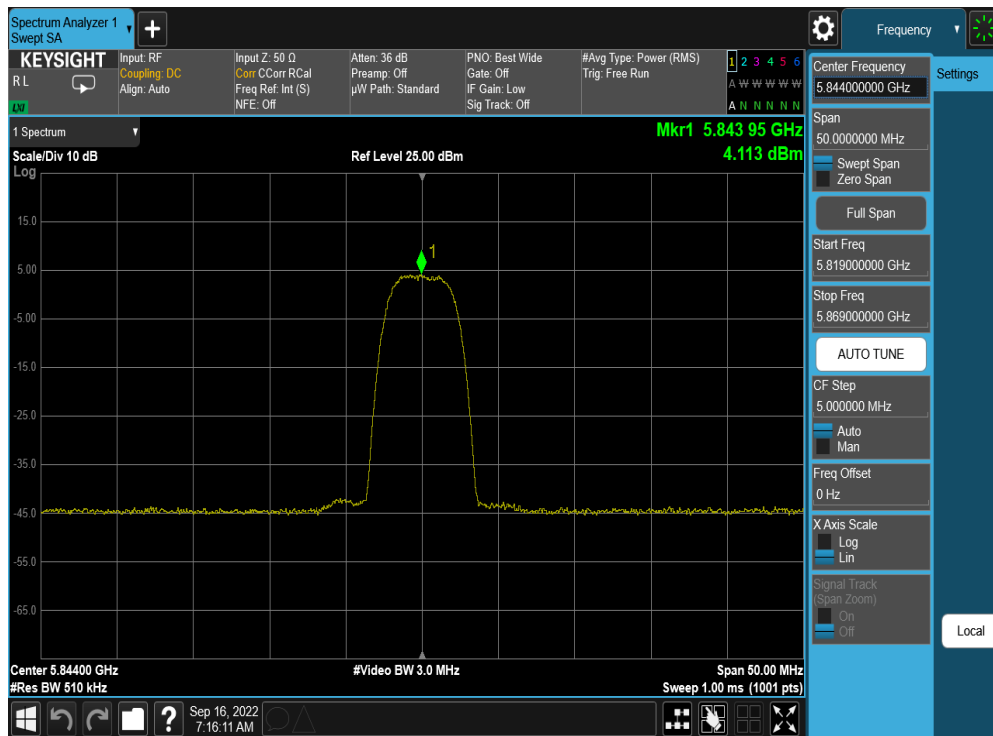


Plot 7-105. PSD TxBF Antenna WF5T (HDR8, ePA, 5789MHz)

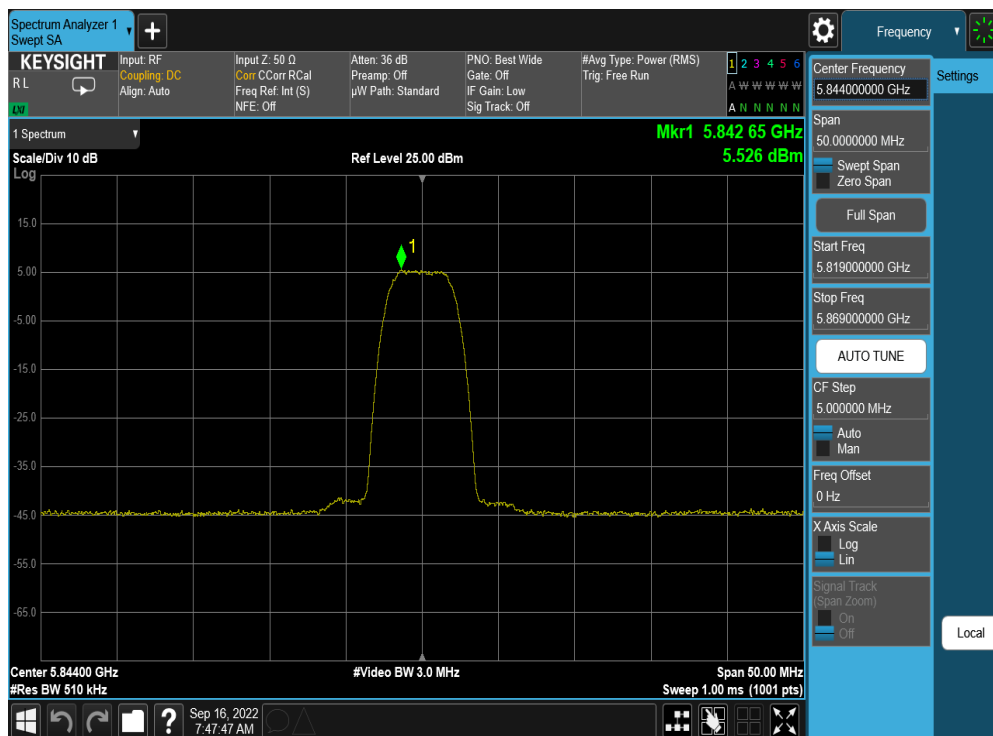


Plot 7-106. PSD TxBF Antenna WF5B (HDR8, ePA, 5789MHz)

FCC ID: BCGA2436		MEASUREMENT REPORT (CERTIFICATION)	Approved by: Technical Manager
Test Report S/N: 1C2205090027-07-R1.BCG	Test Dates: 7/1/2022-9/27/2022	EUT Type: Tablet Device	Page 85 of 137

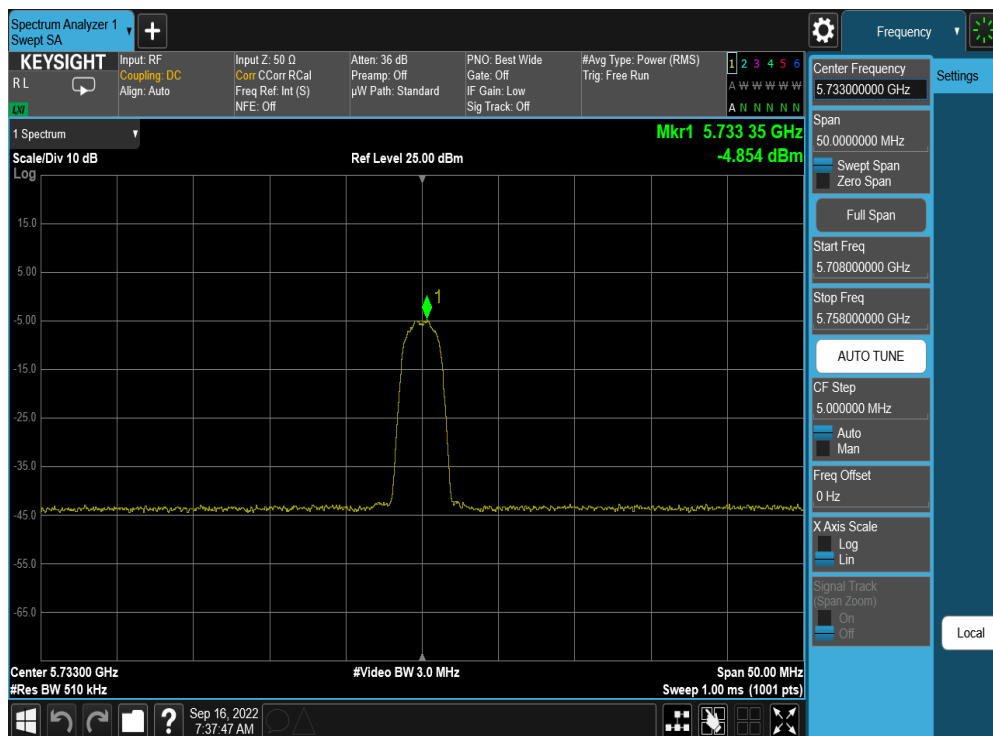
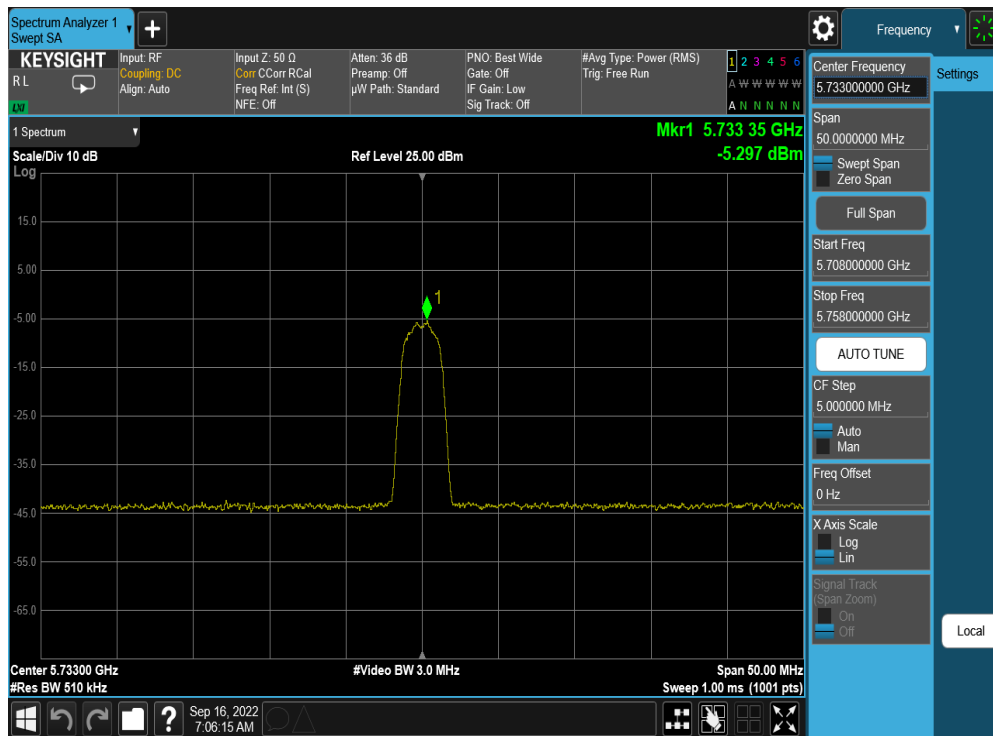


Plot 7-107. PSD TxBF Antenna WF5T (HDR8, ePA, 5844MHz)

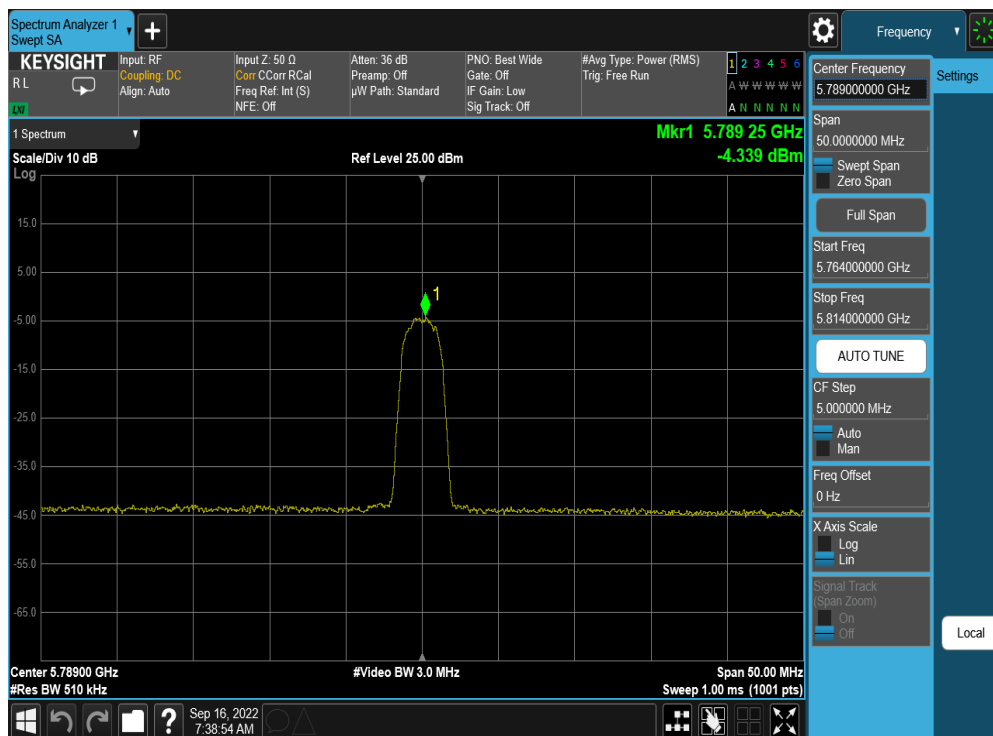
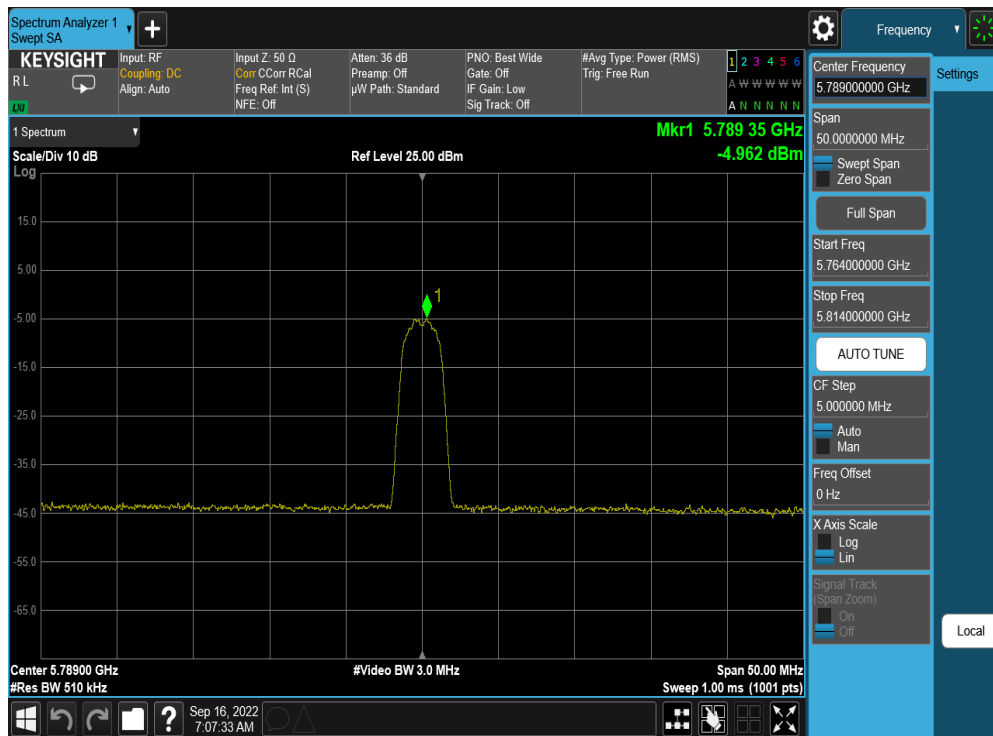


Plot 7-108. PSD TxBF Antenna WF5B (HDR8, ePA, 5844MHz)

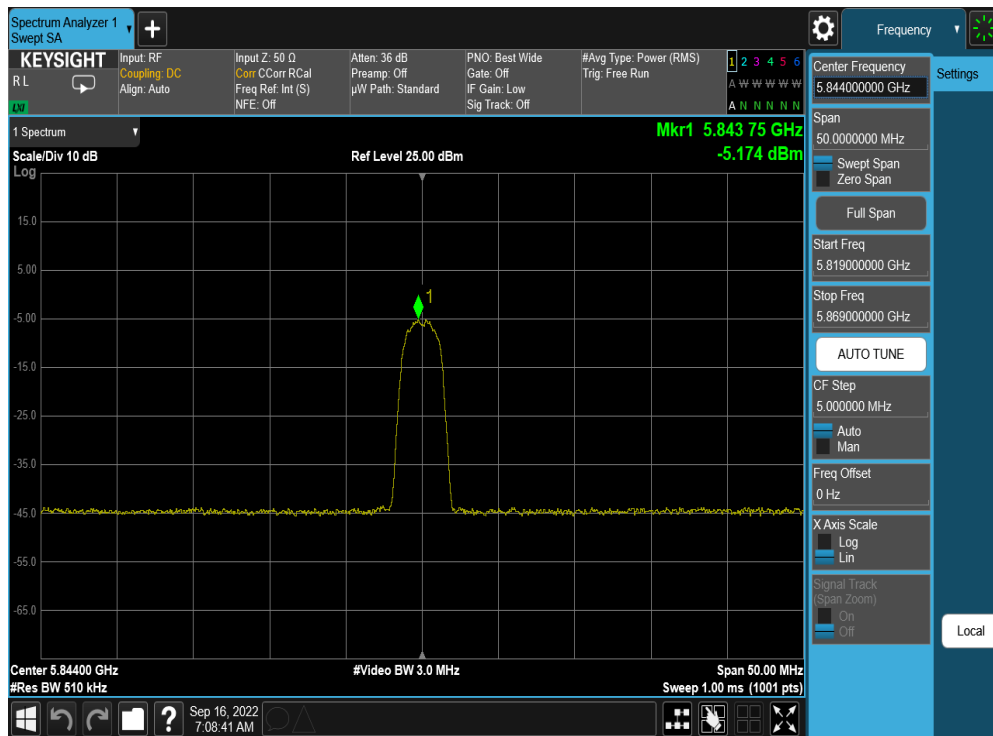
FCC ID: BCGA2436	 MEASUREMENT REPORT (CERTIFICATION)		Approved by: Technical Manager
Test Report S/N: 1C2205090027-07-R1.BCG	Test Dates: 7/1/2022-9/27/2022	EUT Type: Tablet Device	Page 86 of 137



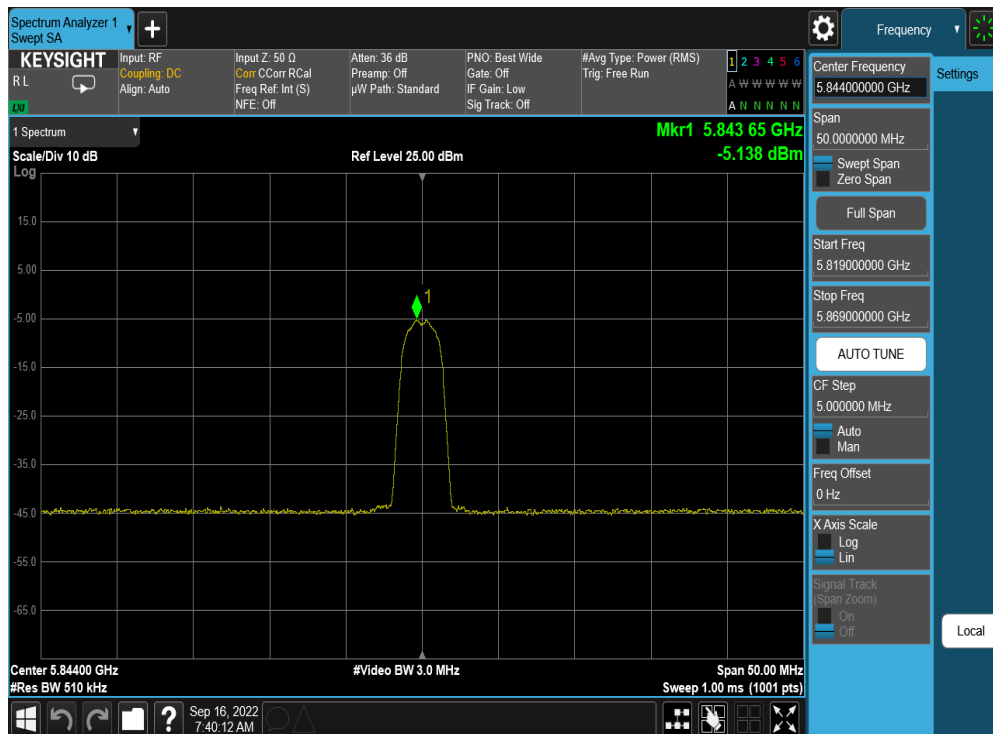
FCC ID: BCGA2436		MEASUREMENT REPORT (CERTIFICATION)	Approved by: Technical Manager
Test Report S/N: 1C2205090027-07-R1.BCG	Test Dates: 7/1/2022-9/27/2022	EUT Type: Tablet Device	Page 87 of 137



FCC ID: BCGA2436		MEASUREMENT REPORT (CERTIFICATION)	Approved by: Technical Manager
Test Report S/N: 1C2205090027-07-R1.BCG	Test Dates: 7/1/2022-9/27/2022	EUT Type: Tablet Device	Page 88 of 137

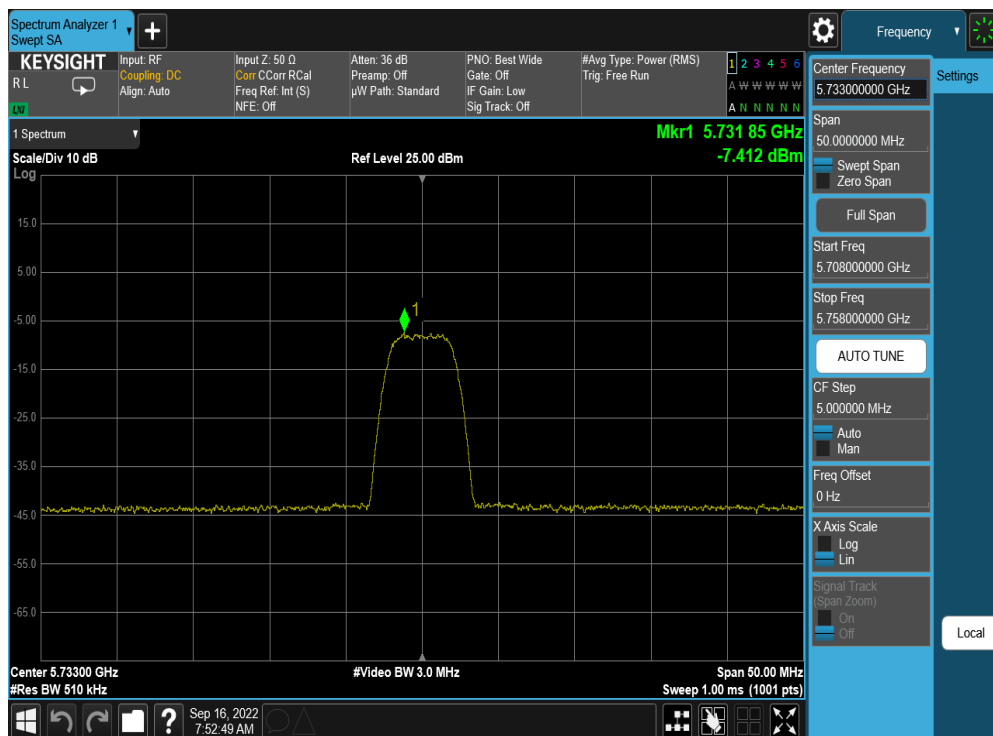
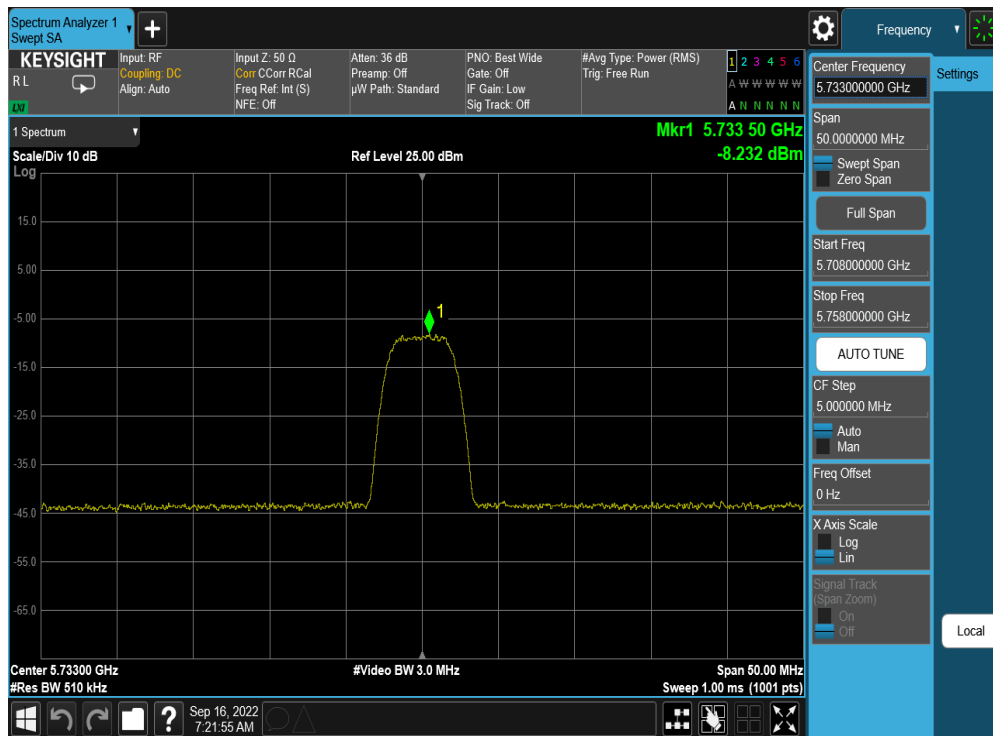


Plot 7-113. PSD TxBF Antenna WF5T (HDR4, iPA, 5844MHz)



Plot 7-114. PSD TxBF Antenna WF5B (HDR4, iPA, 5844MHz)

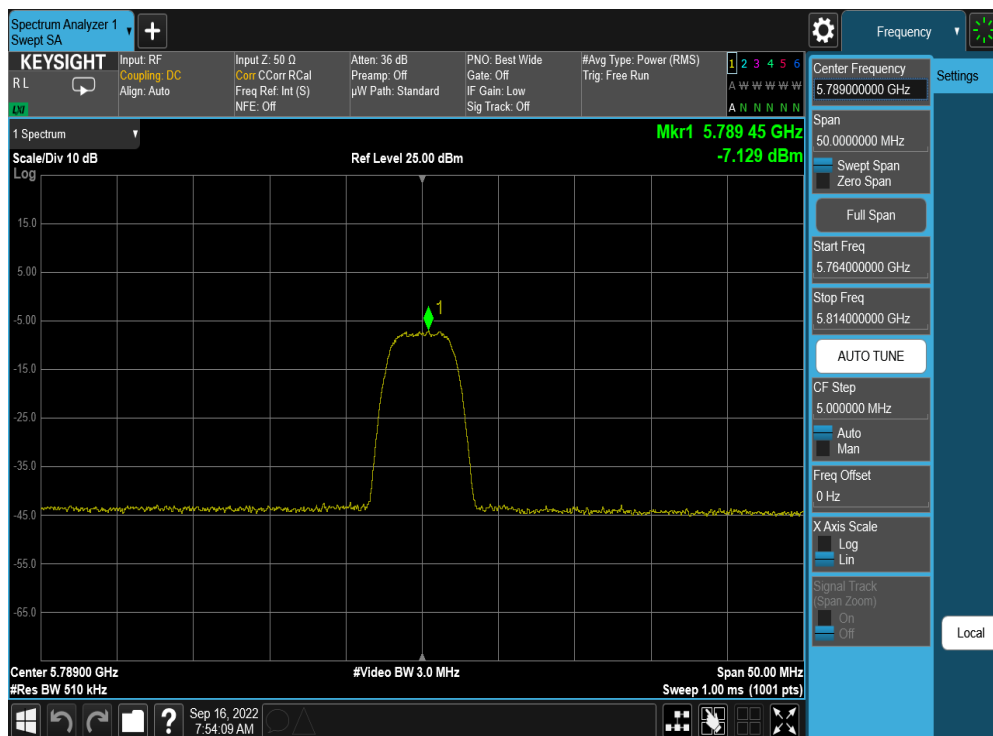
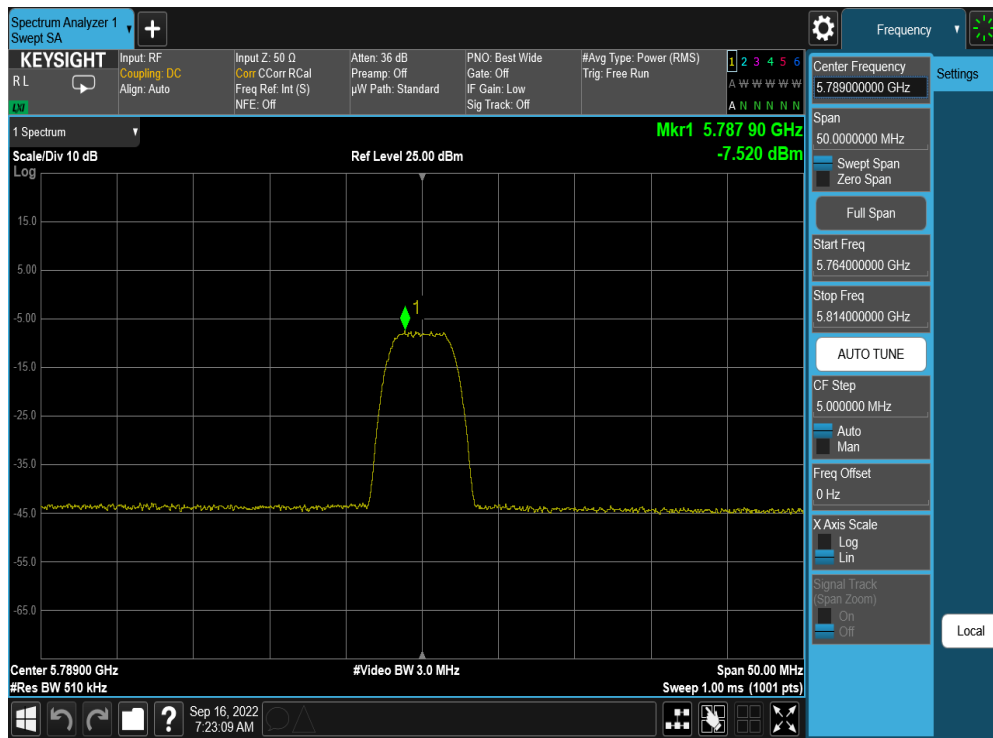
FCC ID: BCGA2436		MEASUREMENT REPORT (CERTIFICATION)	Approved by: Technical Manager
Test Report S/N: 1C2205090027-07-R1.BCG	Test Dates: 7/1/2022-9/27/2022	EUT Type: Tablet Device	Page 89 of 137



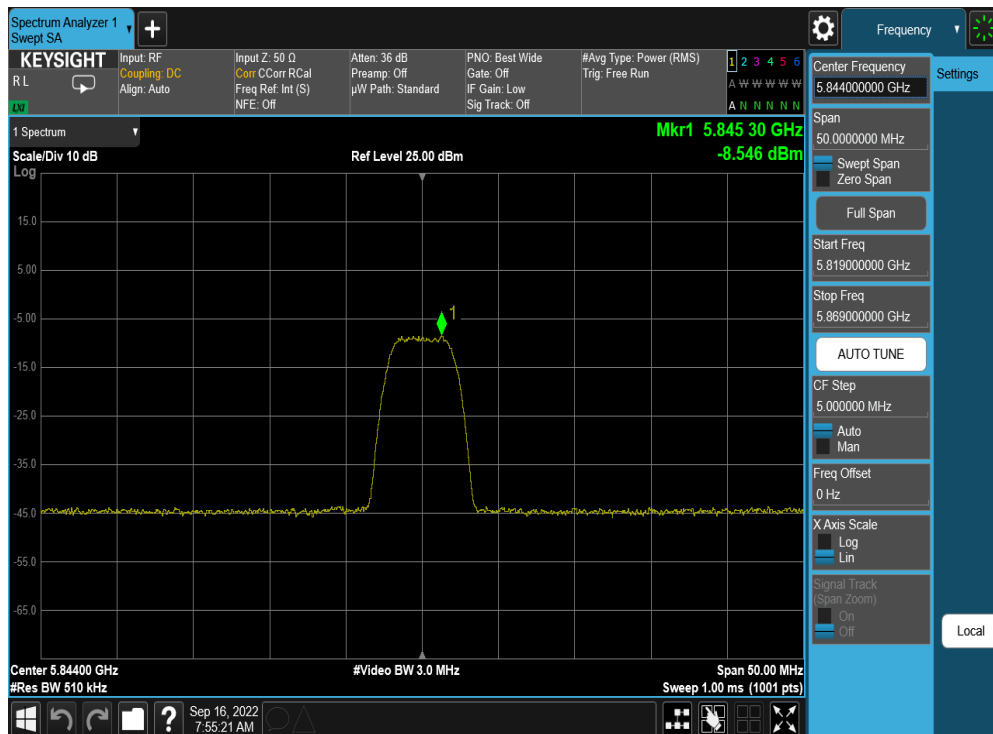
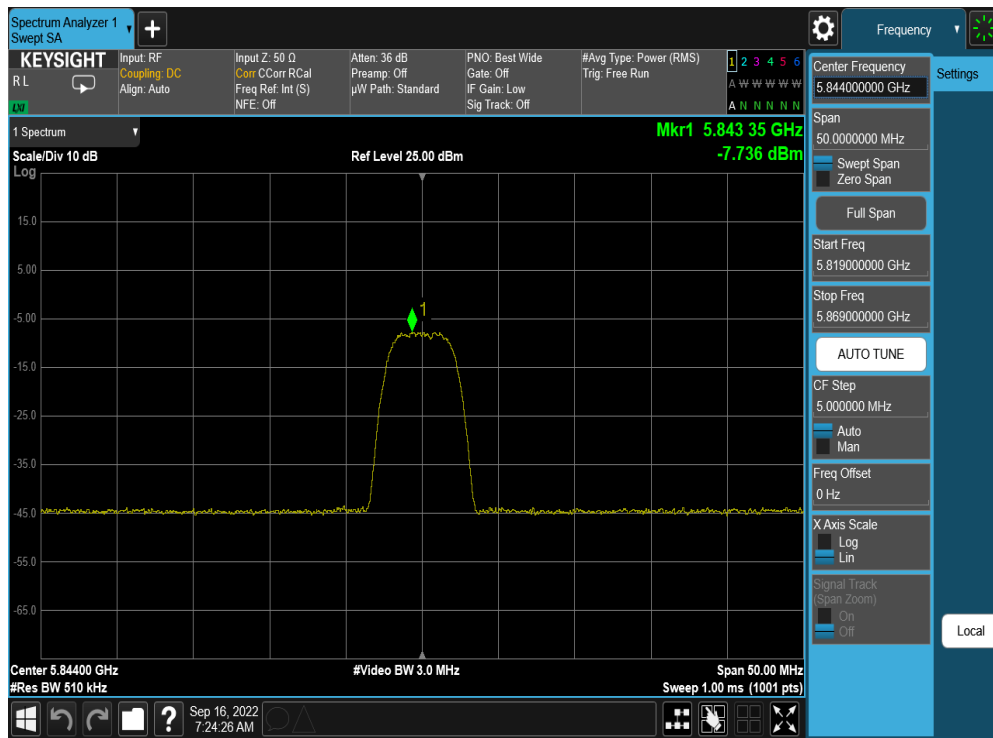
FCC ID: BCGA2436		MEASUREMENT REPORT (CERTIFICATION)	Approved by: Technical Manager
Test Report S/N: 1C2205090027-07-R1.BCG	Test Dates: 7/1/2022-9/27/2022	EUT Type: Tablet Device	Page 90 of 137

V 10.5 12/15/2021

Unless otherwise specified, no part of this report may be reproduced or utilized in any part, form or by any means, electronic or mechanical, including photocopying and microfilm, without permission in writing from Element Washington DC LLC. If you have any questions about this or have an enquiry about obtaining additional rights to this report or assembly of contents thereof, please contact ct.info@element.com.



FCC ID: BCGA2436		MEASUREMENT REPORT (CERTIFICATION)	Approved by: Technical Manager
Test Report S/N: 1C2205090027-07-R1.BCG	Test Dates: 7/1/2022-9/27/2022	EUT Type: Tablet Device	Page 91 of 137



FCC ID: BCGA2436		MEASUREMENT REPORT (CERTIFICATION)	Approved by: Technical Manager
Test Report S/N: 1C2205090027-07-R1.BCG	Test Dates: 7/1/2022-9/27/2022	EUT Type: Tablet Device	Page 92 of 137



Note:

Per ANSI C63.10-2013 Subclause 14.3.2.2 and KDB 662911 v02r01 Section E)2), the power spectral density at Antenna WF5T and Antenna WF5B were first measured separately during TxBF transmission as shown in the section above. The measured values were then summed in linear power units then converted back to dBm.

Sample TxBF Calculation:

Assuming the average conducted power spectral density was measured to be 7.03 dBm for Antenna WF5T and 7.96 dBm for Antenna WF5B.

$$\text{Antenna WF5T} + \text{Antenna WF5B} = \text{TXBF}$$

$$(7.03 \text{ dBm} + 7.96 \text{ dBm}) = (5.047 \text{ mW} + 6.252 \text{ mW}) = 11.298 \text{ mW} = 10.53 \text{ dBm}$$

FCC ID: BCGA2436		MEASUREMENT REPORT (CERTIFICATION)	Approved by: Technical Manager
Test Report S/N: 1C2205090027-07-R1.BCG	Test Dates: 7/1/2022-9/27/2022	EUT Type: Tablet Device	Page 93 of 137

V 10.5 12/15/2021

Unless otherwise specified, no part of this report may be reproduced or utilized in any part, form or by any means, electronic or mechanical, including photocopying and microfilm, without permission in writing from Element Washington DC LLC. If you have any questions about this or have an enquiry about obtaining additional rights to this report or assembly of contents thereof, please contact ct.info@element.com.

7.6 Radiated Spurious Emission – Above 1GHz

§15.407(b) §15.205 §15.209

Test Overview and Limit

All out of band radiated spurious emissions are measured with a spectrum analyzer connected to a receive antenna while the EUT is operating at its maximum duty cycle, at its maximum power control level, as defined in ANSI C63.10-2013 and KDB 789033 D02 v02r01, and at the appropriate frequencies. All channels and data rates were investigated among all UNII bands. Only the radiated emissions of the configuration that produced the worst case emissions are reported in this section.

For transmitters operating in the 5.15-5.25 GHz band: All emissions outside of the 5.15-5.25 GHz band shall not exceed an EIRP of -27 dBm/MHz.

For transmitters operating in the 5.725 – 5.85 GHz band: All emissions shall be limited to a level of -27 dBm/MHz at 75 MHz or more above or below the band edge increasing linearly to 10 dBm/MHz at 25 MHz above or below the band edge, and from 25 MHz above or below the band edge increasing linearly to a level of 15.6 dBm/MHz at 5 MHz above or below the band edge, and from 5 MHz above or below the band edge increasing linearly to a level of 27 dBm/MHz at the band edge.

All out of band emissions appearing in a restricted band as specified in Section 15.205 of the Title 47 CFR must not exceed the limits shown in Table 7-15 per Section 15.209.

Frequency	Field Strength [μV/m]	Measured Distance [Meters]
Above 960.0 MHz	500	3

Table 7-15. Radiated Limits

Test Procedures Used

ANSI C63.10-2013 – Subclauses 12.7.7.2, 12.7.6, 12.7.5

KDB 789033 D02 v02r01 – Section G

FCC ID: BCGA2436		MEASUREMENT REPORT (CERTIFICATION)	Approved by: Technical Manager
Test Report S/N: 1C2205090027-07-R1.BCG	Test Dates: 7/1/2022-9/27/2022	EUT Type: Tablet Device	Page 94 of 137

V 10.5 12/15/2021

Test Settings

Average Field Strength Measurements

1. Analyzer center frequency was set to the frequency of the radiated spurious emission of interest
2. RBW = 1MHz
3. VBW = 3MHz
4. Detector = power average (RMS)
5. Number of measurement points = 1001 (Number of points must be $\geq 2 \times \text{span/RBW}$)
6. Averaging type = power (RMS)
7. Sweep time = auto couple
8. Trace was averaged over 100 sweeps

Peak Field Strength Measurements

1. Analyzer center frequency was set to the frequency of the radiated spurious emission of interest
2. RBW = 1MHz
3. VBW = 3MHz
4. Detector = peak
5. Sweep time = auto couple
6. Trace mode = max hold
7. Trace was allowed to stabilize

Test Setup

The EUT and measurement equipment were set up as shown in the diagram below.

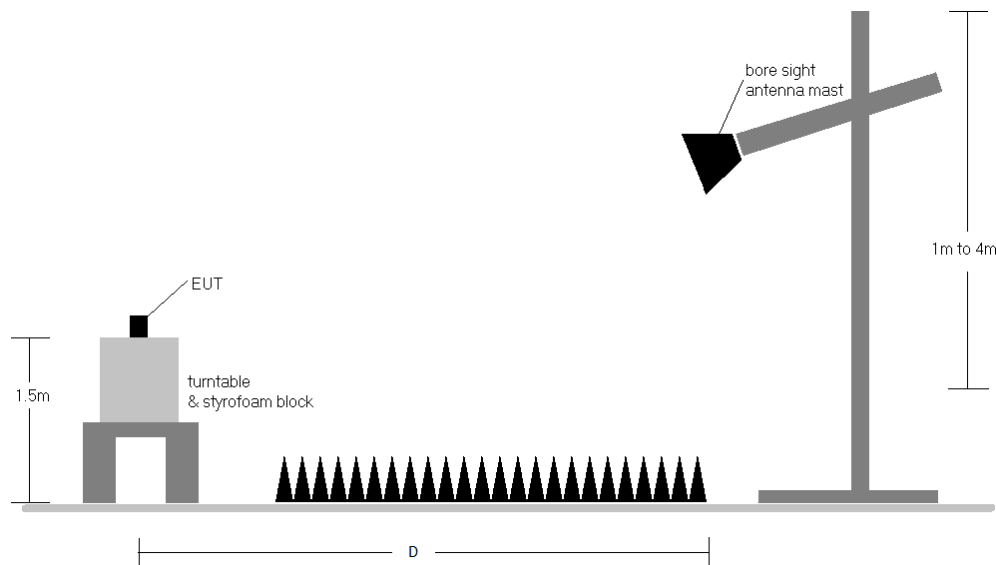


Figure 7-5. Test Instrument & Measurement Setup

FCC ID: BCGA2436		MEASUREMENT REPORT (CERTIFICATION)	Approved by: Technical Manager
Test Report S/N: 1C2205090027-07-R1.BCG	Test Dates: 7/1/2022-9/27/2022	EUT Type: Tablet Device	Page 95 of 137

V 10.5 12/15/2021

Unless otherwise specified, no part of this report may be reproduced or utilized in any part, form or by any means, electronic or mechanical, including photocopying and microfilm, without permission in writing from Element Washington DC LLC. If you have any questions about this or have an enquiry about obtaining additional rights to this report or assembly of contents thereof, please contact ct.info@element.com.

Test Notes

1. All emissions that lie in the restricted bands (denoted by a * next to the frequency) specified in §15.205 are below the limit shown in Table 7-15.
2. All spurious emissions lying in restricted bands specified in §15.205 are below the limit shown in Table 7-15. All spurious emissions that do not lie in a restricted band are subject to a peak limit of -27dBm/MHz. At a distance of 3 meters, the field strength limit in dB μ V/m can be determined by adding a “conversion” factor of 95.2dB to the EIRP limit of -27dBm/MHz to obtain the limit for out of band spurious emissions of 68.2dB μ V/m.
3. The antenna is manipulated through typical positions, polarity and length during the tests. The EUT is manipulated through three orthogonal planes.
4. This unit was tested with its standard battery.
5. The spectrum is measured from 9kHz to the 10th harmonic of the fundamental frequency of the transmitter using CISPR quasi peak detector below 1GHz. Above 1 GHz, average and peak measurements were taken using linearly polarized horn antennas.
6. D is the measurement test distance and emissions 1-18GHz were measured at a 3 meters test distance while emissions above 18GHz were measured at a 1 meter test distance with the application of a distance correction factor.
7. The “-” shown in the following RSE tables are used to denote a noise floor measurement.
8. All supported modulation have been tested on the unit and only worst case configuration is reported.

Sample Calculations

Determining Spurious Emissions Levels

- Field Strength Level [dB μ V/m] = Analyzer Level [dBm] + 107 + AFCL [dB/m]
- AFCL [dB/m] = Antenna Factor [dB/m] + Cable Loss [dB] – Preamplifier Gain [dB]
- Margin [dB] = Field Strength Level [dB μ V/m] – Limit [dB μ V/m]

Radiated Band Edge Measurement Offset

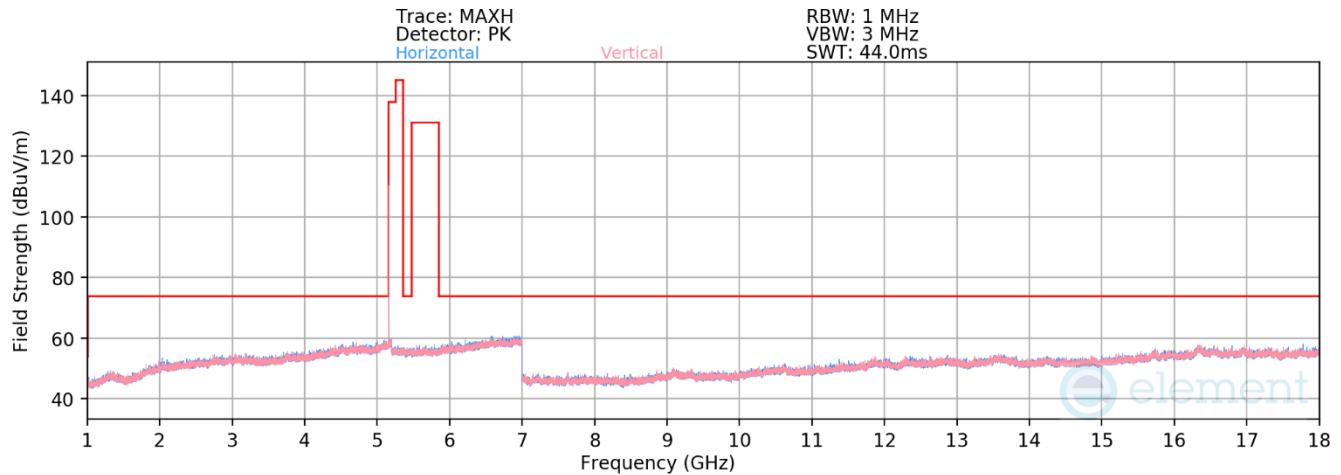
- The amplitude offset shown in the radiated restricted band edge plots in Section 7.6.4 was calculated using the formula:
Offset (dB) = (Antenna Factor + Cable Loss + Attenuator) – Preamplifier Gain

FCC ID: BCGA2436		MEASUREMENT REPORT (CERTIFICATION)	Approved by: Technical Manager
Test Report S/N: 1C2205090027-07-R1.BCG	Test Dates: 7/1/2022-9/27/2022	EUT Type: Tablet Device	Page 96 of 137

V 10.5 12/15/2021

7.6.1 Antenna WF5T Radiated Spurious Emissions

§15.407(b) §15.205 §15.209



Plot 7-121. Radiated Spurious Emissions 1-18GHz Antenna WF5T (HDR4, ePA - 5162MHz)

Mode: HDR4

Data Rate: 4Mbps

Distance of Measurements: 3 Meters

Operating Frequency: 5162MHz

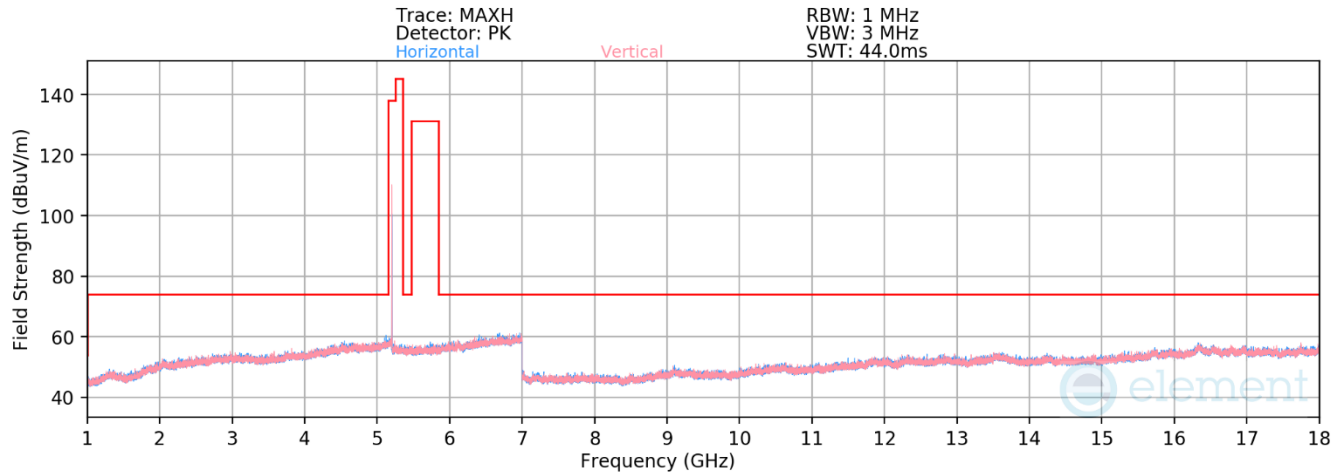
Frequency [MHz]	Detector	Ant. Pol. [H/V]	Antenna Height [cm]	Turntable Azimuth [degree]	Analyzer Level [dBm]	AFCL [dB/m]	Field Strength [dBuV/m]	Limit [dBuV/m]	Margin [dB]
10324.00	Peak	V	-	-	-71.48	14.80	50.32	68.20	-17.88
* 15486.00	Average	V	-	-	-83.16	20.16	44.00	53.98	-9.98
* 15486.00	Peak	V	-	-	-71.36	20.16	55.80	73.98	-18.18

Table 7-16. Radiated Spurious Emissions Measurements Antenna WF5T

FCC ID: BCGA2436		MEASUREMENT REPORT (CERTIFICATION)		Approved by: Technical Manager
Test Report S/N: 1C2205090027-07-R1.BCG	Test Dates: 7/1/2022-9/27/2022	EUT Type: Tablet Device		Page 97 of 137

V 10.5 12/15/2021

Unless otherwise specified, no part of this report may be reproduced or utilized in any part, form or by any means, electronic or mechanical, including photocopying and microfilm, without permission in writing from Element Washington DC LLC. If you have any questions about this or have an enquiry about obtaining additional rights to this report or assembly of contents thereof, please contact ct.info@element.com.



Plot 7-122. Radiated Spurious Emissions 1-18GHz Antenna WF5T (HDR4- 5204MHz)

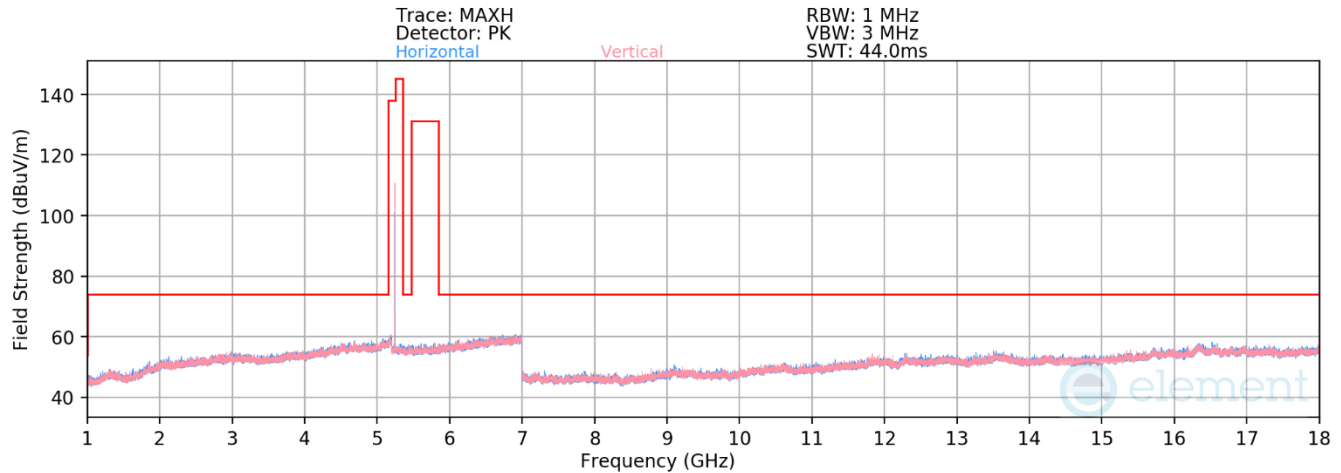
Mode:	HDR4
Data Rate:	4Mbps
Distance of Measurements:	3 Meters
Operating Frequency:	5204MHz

Frequency [MHz]	Detector	Ant. Pol. [H/V]	Antenna Height [cm]	Turntable Azimuth [degree]	Analyzer Level [dBm]	AFCL [dB/m]	Field Strength [dBuV/m]	Limit [dBuV/m]	Margin [dB]
10408.00	Peak	V	-	-	-71.61	15.46	50.85	68.20	-17.35
* 15612.00	Average	V	-	-	-83.25	20.13	43.88	53.98	-10.09
* 15612.00	Peak	V	-	-	-71.96	20.13	55.17	73.98	-18.80

Table 7-17. Radiated Spurious Emissions Measurements Antenna WF5T

FCC ID: BCGA2436		MEASUREMENT REPORT (CERTIFICATION)	Approved by: Technical Manager
Test Report S/N: 1C2205090027-07-R1.BCG	Test Dates: 7/1/2022-9/27/2022	EUT Type: Tablet Device	Page 98 of 137

V 10.5 12/15/2021



Plot 7-123. Radiated Spurious Emissions 1-18GHz Antenna WF5T (HDR4 – 5245MHz)

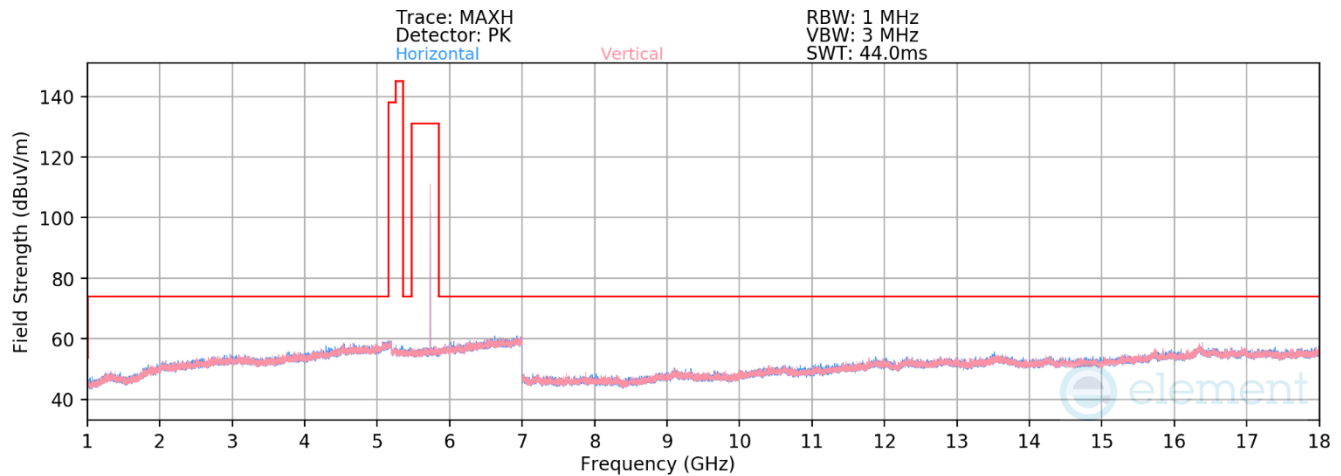
Mode:	HDR4
Data Rate:	4Mbps
Distance of Measurements:	3 Meters
Operating Frequency:	5245MHz

Frequency [MHz]	Detector	Ant. Pol. [H/V]	Antenna Height [cm]	Turntable Azimuth [degree]	Analyzer Level [dBm]	AFCL [dB/m]	Field Strength [dBuV/m]	Limit [dBuV/m]	Margin [dB]
10490.00	Peak	V	-	-	-70.69	14.98	51.29	68.20	-16.91
* 15735.00	Average	V	-	-	-83.46	21.37	44.91	53.98	-9.07
* 15735.00	Peak	V	-	-	-71.93	21.37	56.44	73.98	-17.54

Table 7-18. Radiated Spurious Emissions Measurements Antenna WF5T

FCC ID: BCGA2436		MEASUREMENT REPORT (CERTIFICATION)	Approved by: Technical Manager
Test Report S/N: 1C2205090027-07-R1.BCG	Test Dates: 7/1/2022-9/27/2022	EUT Type: Tablet Device	Page 99 of 137

V 10.5 12/15/2021



Plot 7-124. Radiated Spurious Emissions 1-18GHz Antenna WF5T (HDR4 – 5733MHz)

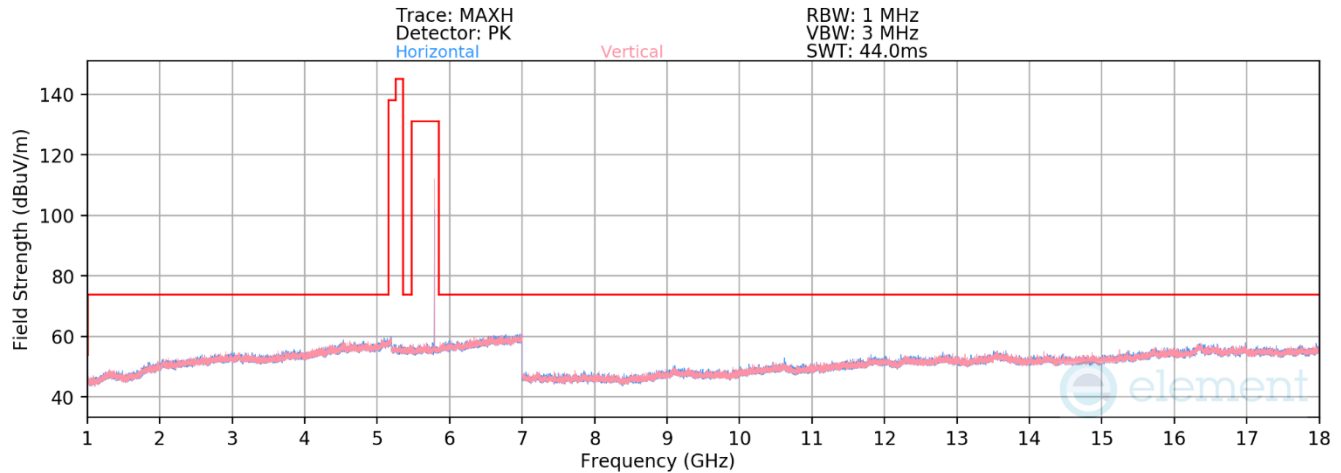
Mode: HDR4
Data Rate: 4Mbps
Distance of Measurements: 3 Meters
Operating Frequency: 5733MHz

Frequency [MHz]	Detector	Ant. Pol. [H/V]	Antenna Height [cm]	Turntable Azimuth [degree]	Analyzer Level [dBm]	AFCL [dB/m]	Field Strength [dBuV/m]	Limit [dBuV/m]	Margin [dB]
* 11466.00	Average	V	-	-	-82.26	16.40	41.14	53.98	-12.84
* 11466.00	Peak	V	-	-	-71.75	16.40	51.65	73.98	-22.33
17199.00	Peak	V	-	-	-72.37	21.10	55.73	68.20	-12.47

Table 7-19. Radiated Spurious Emissions Measurements Antenna WF5T

FCC ID: BCGA2436		MEASUREMENT REPORT (CERTIFICATION)	Approved by: Technical Manager
Test Report S/N: 1C2205090027-07-R1.BCG	Test Dates: 7/1/2022-9/27/2022	EUT Type: Tablet Device	Page 100 of 137

V 10.5 12/15/2021



Plot 7-125. Radiated Spurious Emissions 1-18GHz Antenna WF5T (HDR4 – 5789MHz)

Mode: HDR4

Data Rate: 4Mbps

Distance of Measurements: 3 Meters

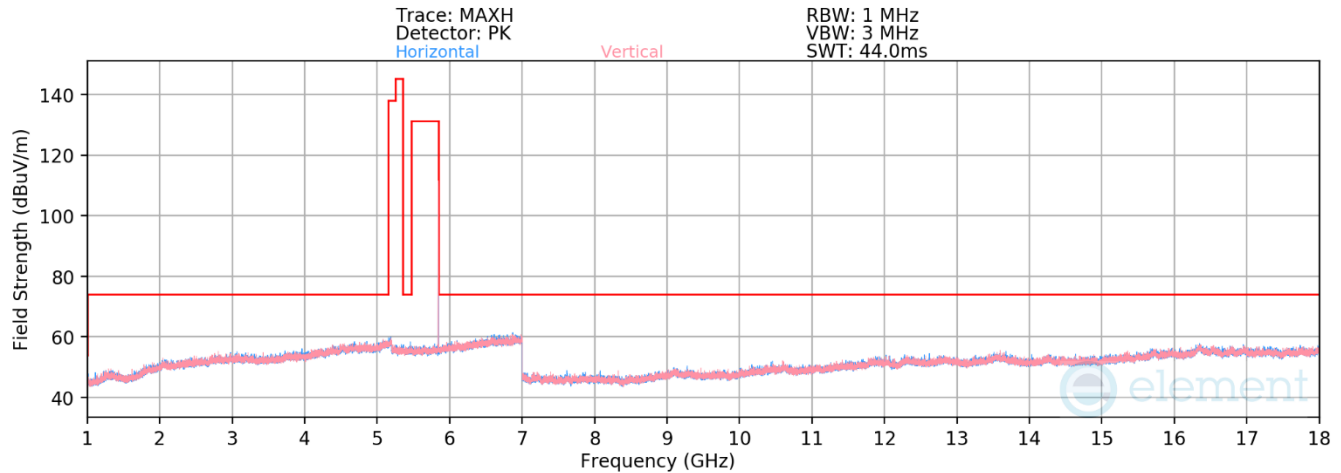
Operating Frequency: 5789MHz

Frequency [MHz]	Detector	Ant. Pol. [H/V]	Antenna Height [cm]	Turntable Azimuth [degree]	Analyzer Level [dBm]	AFCL [dB/m]	Field Strength [dBuV/m]	Limit [dBuV/m]	Margin [dB]
* 11578.00	Average	V	-	-	-82.39	16.28	40.89	53.98	-13.09
* 11578.00	Peak	V	-	-	-71.00	16.28	52.28	73.98	-21.70
17367.00	Peak	V	-	-	-70.98	21.28	57.30	68.20	-10.90

Table 7-20. Radiated Spurious Emissions Measurements Antenna WF5T

FCC ID: BCGA2436		MEASUREMENT REPORT (CERTIFICATION)	Approved by: Technical Manager
Test Report S/N: 1C2205090027-07-R1.BCG	Test Dates: 7/1/2022-9/27/2022	EUT Type: Tablet Device	Page 101 of 137

V 10.5 12/15/2021



Plot 7-126. Radiated Spurious Emissions 1-18GHz Antenna WF5T (HDR4 – 5844MHz)

Mode:	HDR4
Data Rate:	4Mbps
Distance of Measurements:	3 Meters
Operating Frequency:	5844MHz

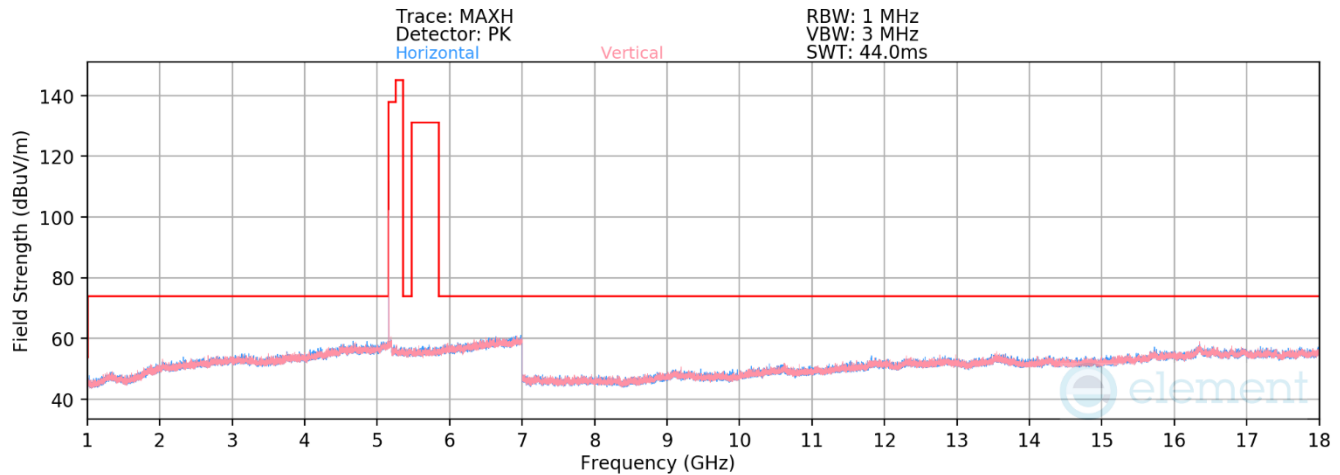
	Frequency [MHz]	Detector	Ant. Pol. [H/V]	Antenna Height [cm]	Turntable Azimuth [degree]	Analyzer Level [dBm]	AFCL [dB/m]	Field Strength [dBuV/m]	Limit [dBuV/m]	Margin [dB]
*	11688.00	Average	V	-	-	-82.40	16.89	41.49	53.98	-12.48
*	11688.00	Peak	V	-	-	-70.76	16.89	53.13	73.98	-20.84
	17532.00	Peak	V	-	-	-72.21	21.68	56.47	68.20	-11.73

Table 7-21. Radiated Spurious Emissions Measurements Antenna WF5T

FCC ID: BCGA2436		MEASUREMENT REPORT (CERTIFICATION)	Approved by: Technical Manager
Test Report S/N: 1C2205090027-07-R1.BCG	Test Dates: 7/1/2022-9/27/2022	EUT Type: Tablet Device	Page 102 of 137

7.6.2 Antenna WF5B Radiated Spurious Emissions

§15.407(b) §15.205 §15.209



Plot 7-127. Radiated Spurious Emissions 1-18GHz Antenna WF5B (HDR4, ePA - 5162MHz)

Mode: HDR4
Data Rate: 4Mbps
Distance of Measurements: 3 Meters
Operating Frequency: 5162MHz

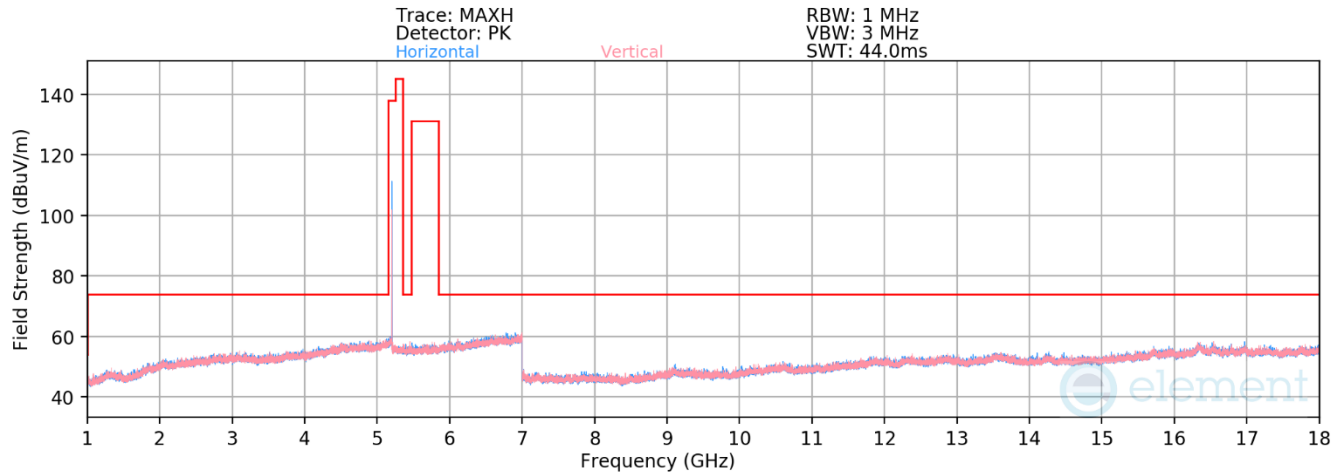
Frequency [MHz]	Detector	Ant. Pol. [H/V]	Antenna Height [cm]	Turntable Azimuth [degree]	Analyzer Level [dBm]	AFCL [dB/m]	Field Strength [dBuV/m]	Limit [dBuV/m]	Margin [dB]
10324.00	Peak	H	-	-	-70.62	14.80	51.18	68.20	-17.02
* 15486.00	Average	H	-	-	-83.23	20.16	43.93	53.98	-10.05
* 15486.00	Peak	H	-	-	-72.08	20.16	55.08	73.98	-18.90

Table 7-22. Radiated Spurious Emissions Measurements Antenna WF5B

FCC ID: BCGA2436		MEASUREMENT REPORT (CERTIFICATION)	Approved by: Technical Manager
Test Report S/N: 1C2205090027-07-R1.BCG	Test Dates: 7/1/2022-9/27/2022	EUT Type: Tablet Device	Page 103 of 137

V 10.5 12/15/2021

Unless otherwise specified, no part of this report may be reproduced or utilized in any part, form or by any means, electronic or mechanical, including photocopying and microfilm, without permission in writing from Element Washington DC LLC. If you have any questions about this or have an enquiry about obtaining additional rights to this report or assembly of contents thereof, please contact ct.info@element.com.



Plot 7-128. Radiated Spurious Emissions 1-18GHz Antenna WF5B (HDR4- 5204MHz)

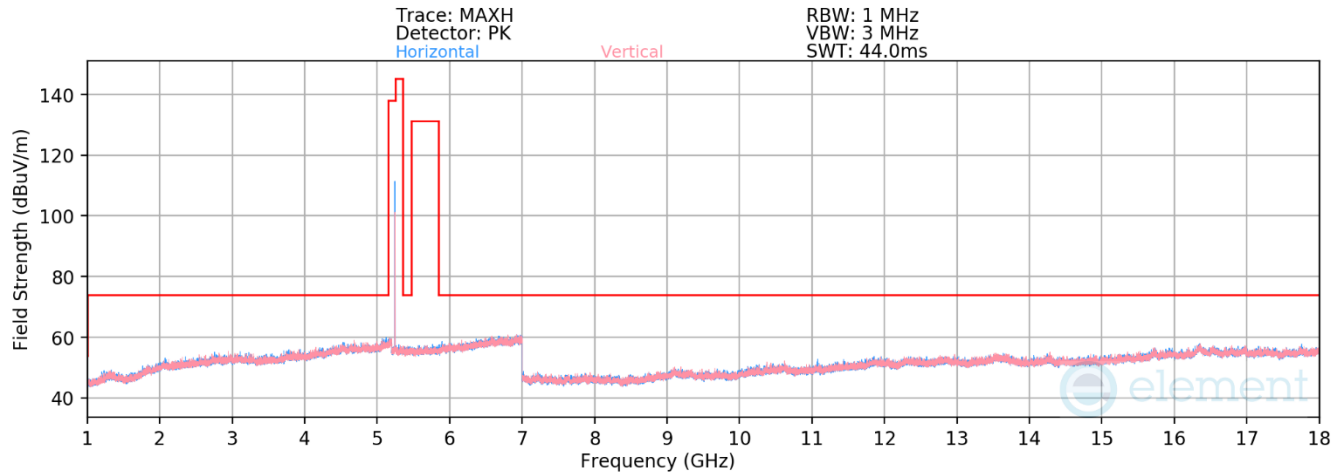
Mode:	HDR4
Data Rate:	4Mbps
Distance of Measurements:	3 Meters
Operating Frequency:	5204MHz

Frequency [MHz]	Detector	Ant. Pol. [H/V]	Antenna Height [cm]	Turntable Azimuth [degree]	Analyzer Level [dBm]	AFCL [dB/m]	Field Strength [dBuV/m]	Limit [dBuV/m]	Margin [dB]
10408.00	Peak	H	-	-	-71.24	15.46	51.22	68.20	-16.98
* 15612.00	Average	H	-	-	-83.56	20.13	43.57	53.98	-10.40
* 15612.00	Peak	H	-	-	-72.31	20.13	54.82	73.98	-19.15

Table 7-23. Radiated Spurious Emissions Measurements Antenna WF5B

FCC ID: BCGA2436		MEASUREMENT REPORT (CERTIFICATION)	Approved by: Technical Manager
Test Report S/N: 1C2205090027-07-R1.BCG	Test Dates: 7/1/2022-9/27/2022	EUT Type: Tablet Device	Page 104 of 137

V 10.5 12/15/2021



Plot 7-129. Radiated Spurious Emissions 1-18GHz Antenna WF5B (HDR4 – 5245MHz)

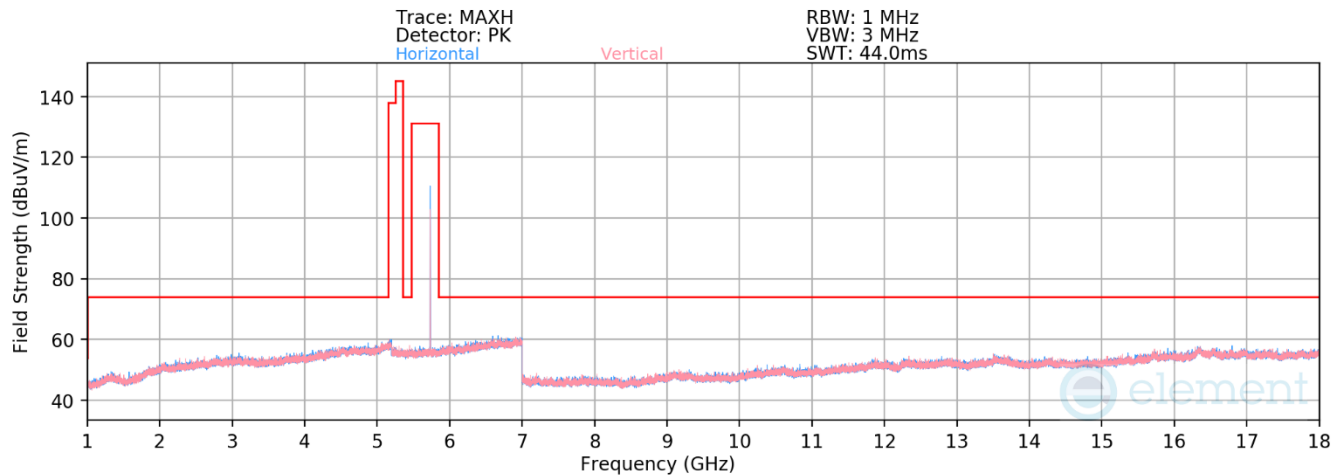
Mode: HDR4
Data Rate: 4Mbps
Distance of Measurements: 3 Meters
Operating Frequency: 5245MHz

Frequency [MHz]	Detector	Ant. Pol. [H/V]	Antenna Height [cm]	Turntable Azimuth [degree]	Analyzer Level [dBm]	AFCL [dB/m]	Field Strength [dBμV/m]	Limit [dBμV/m]	Margin [dB]
10490.00	Peak	H	-	-	-71.38	14.98	50.60	68.20	-17.60
* 15735.00	Average	H	-	-	-83.66	21.37	44.71	53.98	-9.27
* 15735.00	Peak	H	-	-	-72.03	21.37	56.34	73.98	-17.64

Table 7-24. Radiated Spurious Emissions Measurements Antenna WF5B

FCC ID: BCGA2436		MEASUREMENT REPORT (CERTIFICATION)	Approved by: Technical Manager
Test Report S/N: 1C2205090027-07-R1.BCG	Test Dates: 7/1/2022-9/27/2022	EUT Type: Tablet Device	Page 105 of 137

V 10.5 12/15/2021



Plot 7-130. Radiated Spurious Emissions 1-18GHz Antenna WF5B (HDR4 – 5733MHz)

Mode: HDR4

Data Rate: 4Mbps

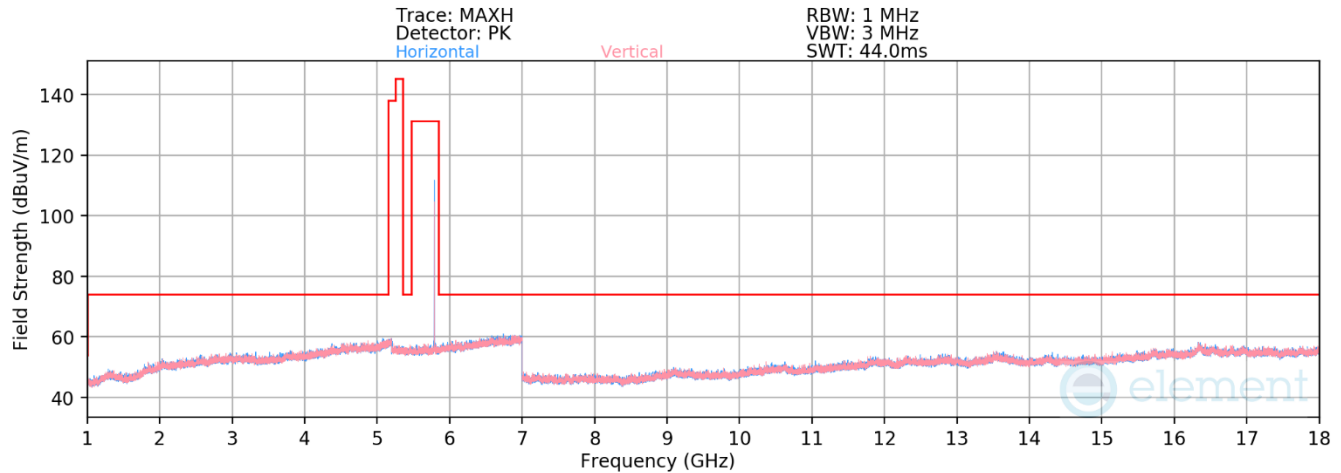
Distance of Measurements: 3 Meters

Operating Frequency: 5733MHz

Frequency [MHz]	Detector	Ant. Pol. [H/V]	Antenna Height [cm]	Turntable Azimuth [degree]	Analyzer Level [dBm]	AFCL [dB/m]	Field Strength [dBuV/m]	Limit [dBuV/m]	Margin [dB]
* 11466.00	Average	H	-	-	-82.24	16.40	41.16	53.98	-12.82
* 11466.00	Peak	H	-	-	-71.35	16.40	52.05	73.98	-21.93
17199.00	Peak	H	-	-	-71.42	21.10	56.68	68.20	-11.52

Table 7-25. Radiated Spurious Emissions Measurements Antenna WF5B

FCC ID: BCGA2436		MEASUREMENT REPORT (CERTIFICATION)	Approved by: Technical Manager
Test Report S/N: 1C2205090027-07-R1.BCG	Test Dates: 7/1/2022-9/27/2022	EUT Type: Tablet Device	Page 106 of 137



Plot 7-131. Radiated Spurious Emissions 1-18GHz Antenna WF5B (HDR4 – 5789MHz)

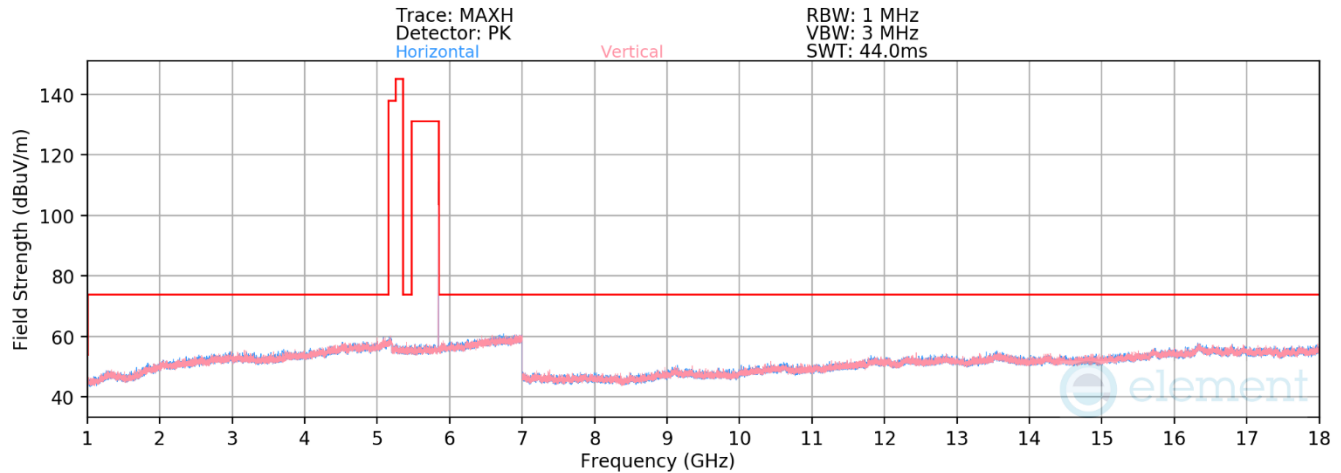
Mode: HDR4
Data Rate: 4Mbps
Distance of Measurements: 3 Meters
Operating Frequency: 5789MHz

Frequency [MHz]	Detector	Ant. Pol. [H/V]	Antenna Height [cm]	Turntable Azimuth [degree]	Analyzer Level [dBm]	AFCL [dB/m]	Field Strength [dBuV/m]	Limit [dBuV/m]	Margin [dB]
* 11578.00	Average	H	-	-	-82.40	16.28	40.88	53.98	-13.10
* 11578.00	Peak	H	-	-	-70.86	16.28	52.42	73.98	-21.56
17367.00	Peak	H	-	-	-71.73	21.28	56.55	68.20	-11.65

Table 7-26. Radiated Spurious Emissions Measurements Antenna WF5B

FCC ID: BCGA2436		MEASUREMENT REPORT (CERTIFICATION)	Approved by: Technical Manager
Test Report S/N: 1C2205090027-07-R1.BCG	Test Dates: 7/1/2022-9/27/2022	EUT Type: Tablet Device	Page 107 of 137

V 10.5 12/15/2021



Plot 7-132. Radiated Spurious Emissions 1-18GHz Antenna WF5B (HDR4 – 5844MHz)

Mode: HDR4
Data Rate: 4Mbps
Distance of Measurements: 3 Meters
Operating Frequency: 5844MHz

Frequency [MHz]	Detector	Ant. Pol. [H/V]	Antenna Height [cm]	Turntable Azimuth [degree]	Analyzer Level [dBm]	AFCL [dB/m]	Field Strength [dBuV/m]	Limit [dBuV/m]	Margin [dB]
* 11688.00	Average	H	-	-	-82.40	16.89	41.49	53.98	-12.48
* 11688.00	Peak	H	-	-	-71.43	16.89	52.46	73.98	-21.51
17532.00	Peak	H	-	-	-71.83	21.68	56.85	68.20	-11.35

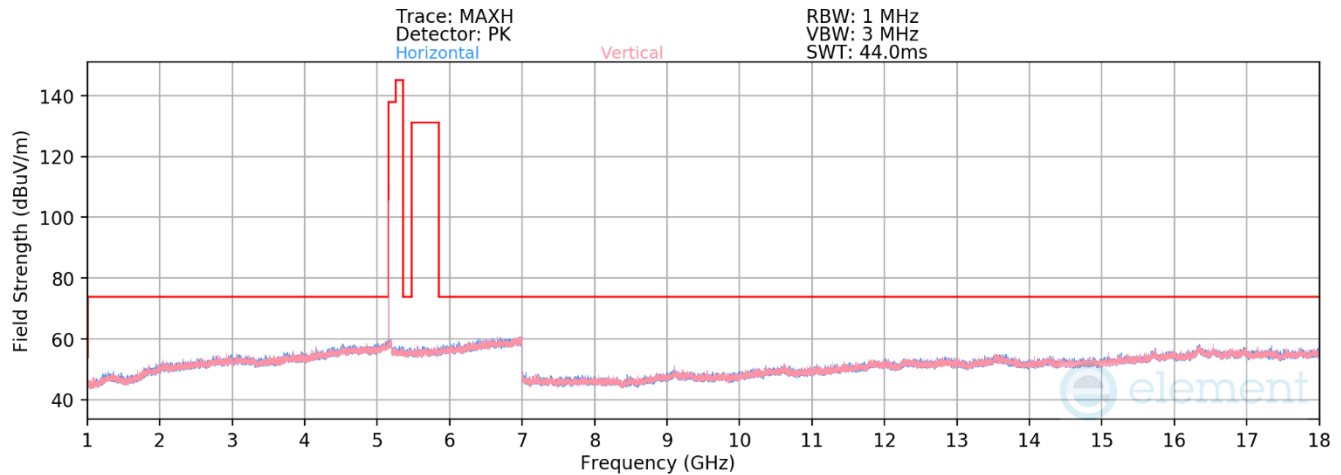
Table 7-27. Radiated Spurious Emissions Measurements Antenna WF5B

FCC ID: BCGA2436		MEASUREMENT REPORT (CERTIFICATION)	Approved by: Technical Manager
Test Report S/N: 1C2205090027-07-R1.BCG	Test Dates: 7/1/2022-9/27/2022	EUT Type: Tablet Device	Page 108 of 137

V 10.5 12/15/2021

7.6.3 TxBF Radiated Spurious Emissions

§15.407(b) §15.205 §15.209



Plot 7-133. Radiated Spurious Emissions 1-18GHz TxBF (HDR4, ePA – 5162MHz)

Mode: HDR4
Data Rate: 4Mbps
Distance of Measurements: 3 Meters
Operating Frequency: 5162MHz

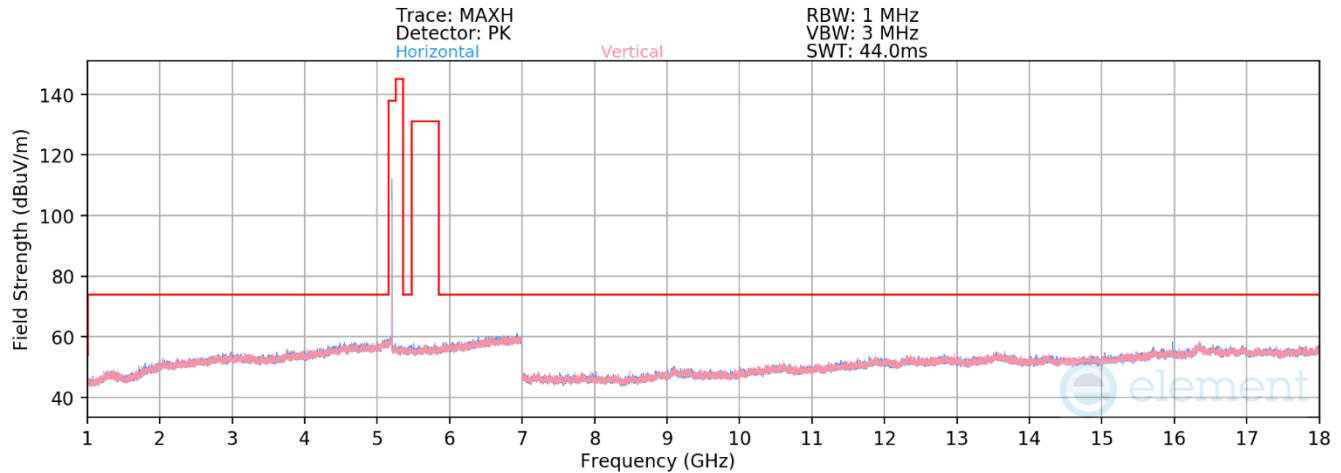
Frequency [MHz]	Detector	Ant. Pol. [H/V]	Antenna Height [cm]	Turntable Azimuth [degree]	Analyzer Level [dBm]	AFCL [dB/m]	Field Strength [dBuV/m]	Limit [dBuV/m]	Margin [dB]
10324.00	Peak	H	-	-	-71.53	14.80	50.27	68.20	-17.93
* 15486.00	Average	H	-	-	-83.15	20.16	44.01	53.98	-9.97
* 15486.00	Peak	H	-	-	-71.87	20.16	55.29	73.98	-18.69

Table 7-28. Radiated Spurious Emissions Measurements TxBF

FCC ID: BCGA2436		MEASUREMENT REPORT (CERTIFICATION)	Approved by: Technical Manager
Test Report S/N: 1C2205090027-07-R1.BCG	Test Dates: 7/1/2022-9/27/2022	EUT Type: Tablet Device	Page 109 of 137

V 10.5 12/15/2021

Unless otherwise specified, no part of this report may be reproduced or utilized in any part, form or by any means, electronic or mechanical, including photocopying and microfilm, without permission in writing from Element Washington DC LLC. If you have any questions about this or have an enquiry about obtaining additional rights to this report or assembly of contents thereof, please contact ct.info@element.com.



Plot 7-134. Radiated Spurious Emissions 1-18GHz TxBF (HDR4- 5204MHz)

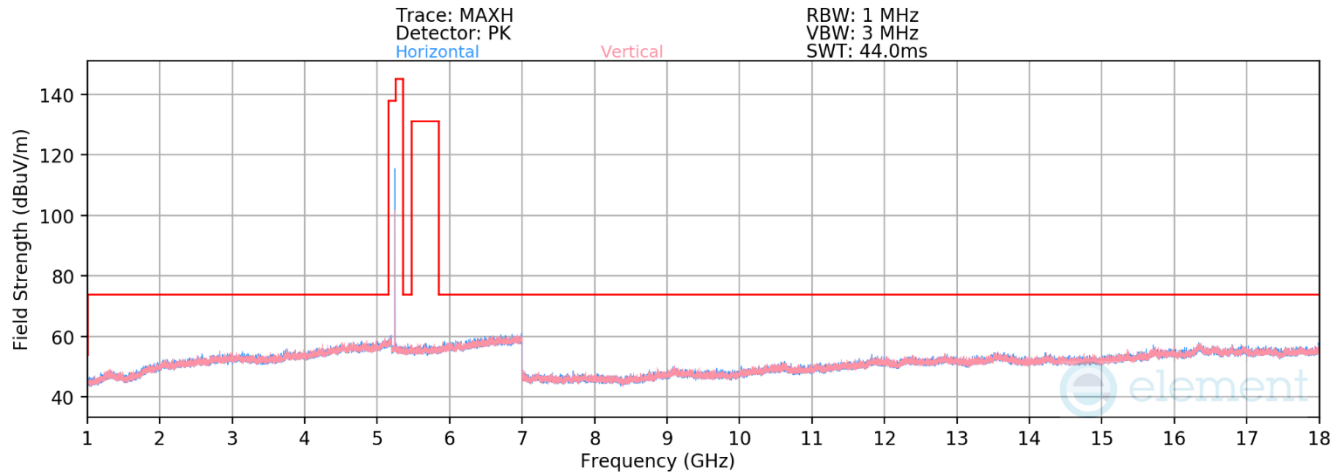
Mode: HDR4
Data Rate: 4Mbps
Distance of Measurements: 3 Meters
Operating Frequency: 5204MHz

Frequency [MHz]	Detector	Ant. Pol. [H/V]	Antenna Height [cm]	Turntable Azimuth [degree]	Analyzer Level [dBm]	AFCL [dB/m]	Field Strength [dBμV/m]	Limit [dBμV/m]	Margin [dB]
10408.00	Peak	H	-	-	-70.75	15.46	51.71	68.20	-16.49
* 15612.00	Average	H	-	-	-83.57	20.13	43.56	53.98	-10.41
* 15612.00	Peak	H	-	-	-71.90	20.13	55.23	73.98	-18.74

Table 7-29. Radiated Spurious Emissions Measurements TxBF

FCC ID: BCGA2436		MEASUREMENT REPORT (CERTIFICATION)	Approved by: Technical Manager
Test Report S/N: 1C2205090027-07-R1.BCG	Test Dates: 7/1/2022-9/27/2022	EUT Type: Tablet Device	Page 110 of 137

V 10.5 12/15/2021



Plot 7-135. Radiated Spurious Emissions 1-18GHz TxBF (HDR4 – 5245MHz)

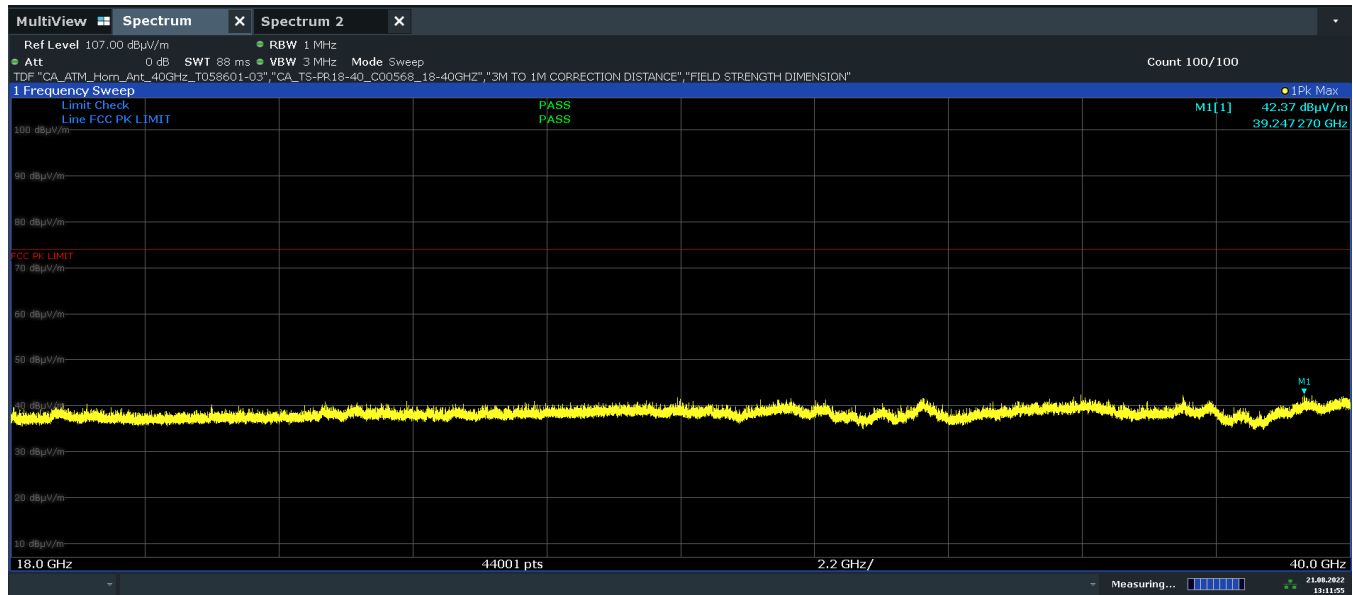
Mode: HDR4
Data Rate: 4Mbps
Distance of Measurements: 3 Meters
Operating Frequency: 5245MHz

Frequency [MHz]	Detector	Ant. Pol. [H/V]	Antenna Height [cm]	Turntable Azimuth [degree]	Analyzer Level [dBm]	AFCL [dB/m]	Field Strength [dBμV/m]	Limit [dBμV/m]	Margin [dB]
10490.00	Peak	H	-	-	-71.56	14.98	50.42	68.20	-17.78
* 15735.00	Average	H	-	-	-83.56	21.37	44.81	53.98	-9.17
* 15735.00	Peak	H	-	-	-72.03	21.37	56.34	73.98	-17.64

Table 7-30. Radiated Spurious Emissions Measurements TxBF

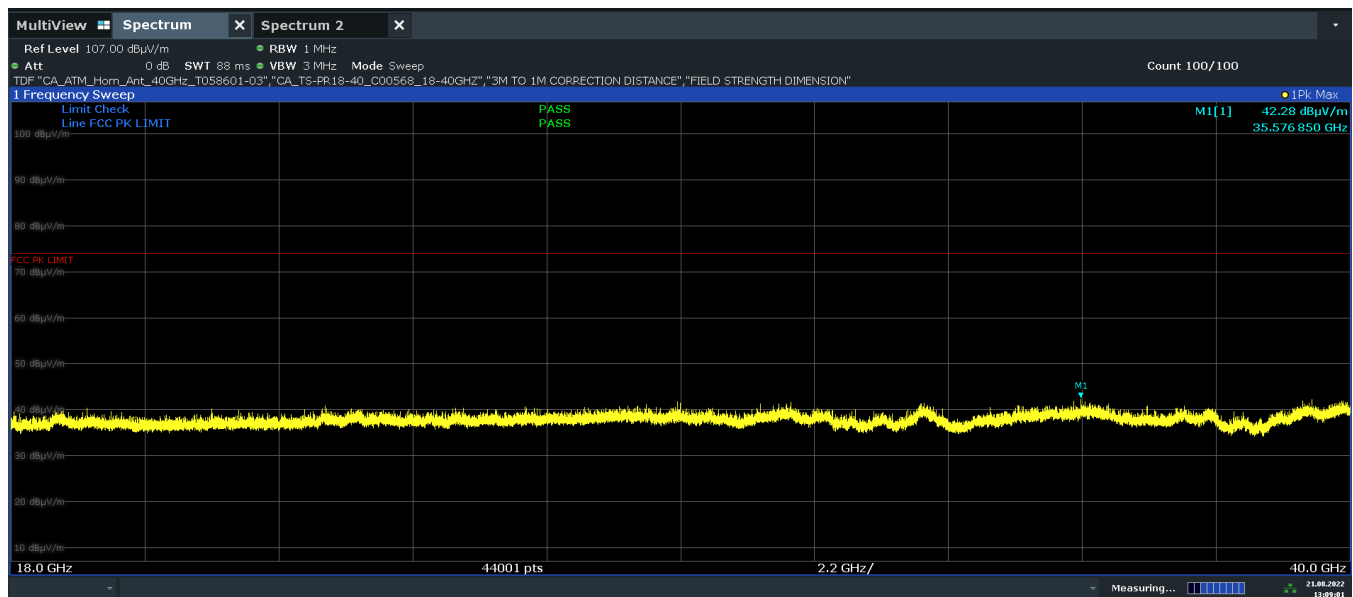
FCC ID: BCGA2436		MEASUREMENT REPORT (CERTIFICATION)	Approved by: Technical Manager
Test Report S/N: 1C2205090027-07-R1.BCG	Test Dates: 7/1/2022-9/27/2022	EUT Type: Tablet Device	Page 111 of 137

V 10.5 12/15/2021



13:11:56 21.08.2022

Plot 7-136. Radiated Spurious Emissions Above 18GHz TxBF (HDR4 – 5245MHz Pol. H)



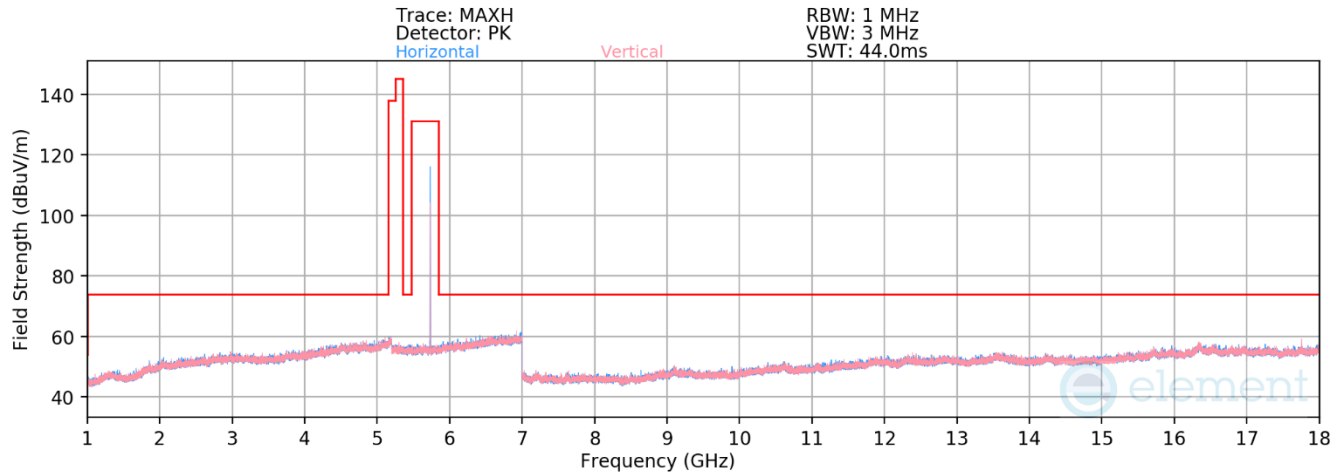
13:09:02 21.08.2022

Plot 7-137. Radiated Spurious Emissions Above 18GHz TxBF (HDR4 – 5245MHz Pol. V)

FCC ID: BCGA2436		MEASUREMENT REPORT (CERTIFICATION)	Approved by: Technical Manager
Test Report S/N: 1C2205090027-07-R1.BCG	Test Dates: 7/1/2022-9/27/2022	EUT Type: Tablet Device	Page 112 of 137

V 10.5 12/15/2021

Unless otherwise specified, no part of this report may be reproduced or utilized in any part, form or by any means, electronic or mechanical, including photocopying and microfilm, without permission in writing from Element Washington DC LLC. If you have any questions about this or have an enquiry about obtaining additional rights to this report or assembly of contents thereof, please contact ct.info@element.com.



Plot 7-138. Radiated Spurious Emissions 1-18GHz TxBF (HDR4 – 5733MHz)

Mode: HDR4

Data Rate: 4Mbps

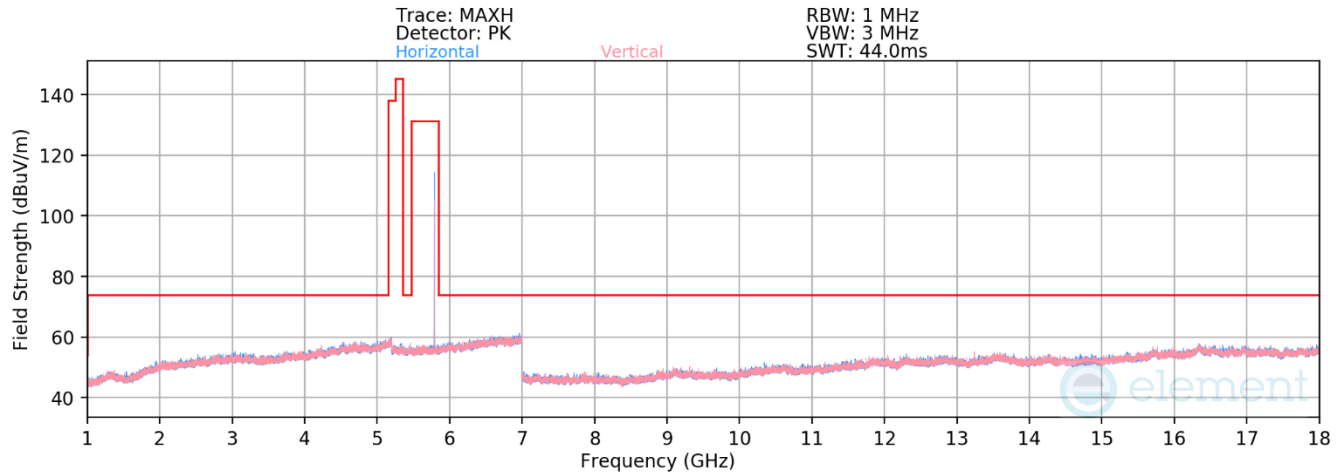
Distance of Measurements: 3 Meters

Operating Frequency: 5733MHz

Frequency [MHz]	Detector	Ant. Pol. [H/V]	Antenna Height [cm]	Turntable Azimuth [degree]	Analyzer Level [dBm]	AFCL [dB/m]	Field Strength [dBuV/m]	Limit [dBuV/m]	Margin [dB]
* 11466.00	Average	H	-	-	-82.12	16.40	41.28	53.98	-12.70
* 11466.00	Peak	H	-	-	-70.95	16.40	52.45	73.98	-21.53
17199.00	Peak	H	-	-	-71.64	21.10	56.46	68.20	-11.74

Table 7-31. Radiated Spurious Emissions Measurements TxBF

FCC ID: BCGA2436		MEASUREMENT REPORT (CERTIFICATION)	Approved by: Technical Manager
Test Report S/N: 1C2205090027-07-R1.BCG	Test Dates: 7/1/2022-9/27/2022	EUT Type: Tablet Device	Page 113 of 137



Plot 7-139. Radiated Spurious Emissions 1-18GHz TxBF (HDR4 – 5789MHz)

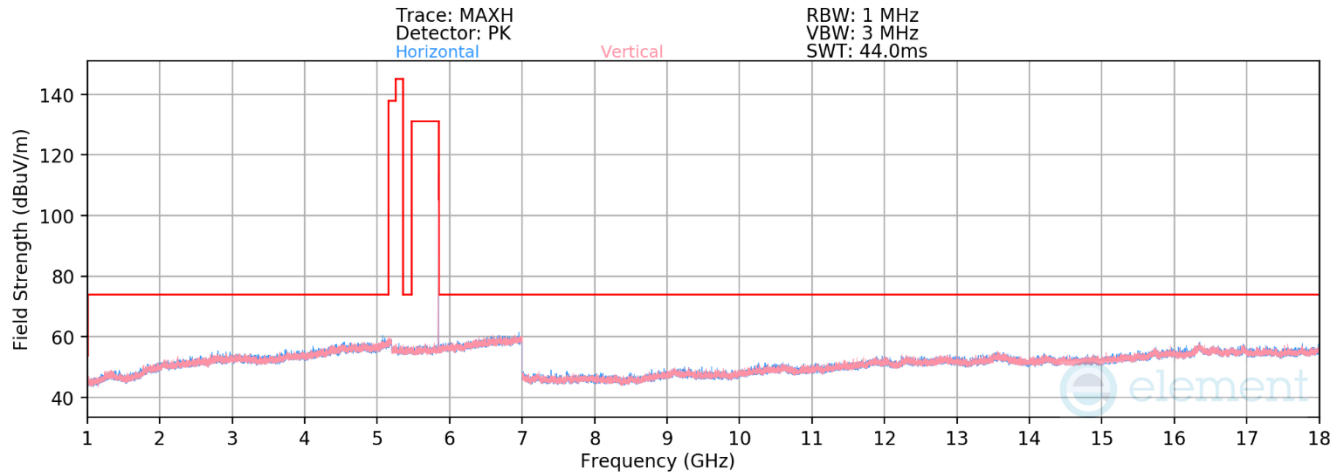
Mode: HDR4
Data Rate: 4Mbps
Distance of Measurements: 3 Meters
Operating Frequency: 5789MHz

	Frequency [MHz]	Detector	Ant. Pol. [H/V]	Antenna Height [cm]	Turntable Azimuth [degree]	Analyzer Level [dBm]	AFCL [dB/m]	Field Strength [dBμV/m]	Limit [dBμV/m]	Margin [dB]
*	5374.00	Average	H	169	105	-74.17	17.23	50.06	53.98	-3.92
*	5374.00	Peak	H	169	105	-65.40	17.23	58.83	73.98	-15.15
*	4961.00	Average	H	174	122	-77.79	16.55	45.76	53.98	-8.22
*	4961.00	Peak	H	174	122	-67.84	16.55	55.71	73.98	-18.27
*	11578.00	Average	H	-	-	-82.33	16.28	40.95	53.98	-13.03
*	11578.00	Peak	H	-	-	-70.79	16.28	52.49	73.98	-21.49
	17367.00	Peak	H	-	-	-71.44	21.28	56.84	53.98	-11.36

Table 7-32. Radiated Spurious Emissions Measurements TxBF

FCC ID: BCGA2436		MEASUREMENT REPORT (CERTIFICATION)	Approved by: Technical Manager
Test Report S/N: 1C2205090027-07-R1.BCG	Test Dates: 7/1/2022-9/27/2022	EUT Type: Tablet Device	Page 114 of 137

V 10.5 12/15/2021



Plot 7-140. Radiated Spurious Emissions 1-18GHz TxBF (HDR4 – 5844MHz)

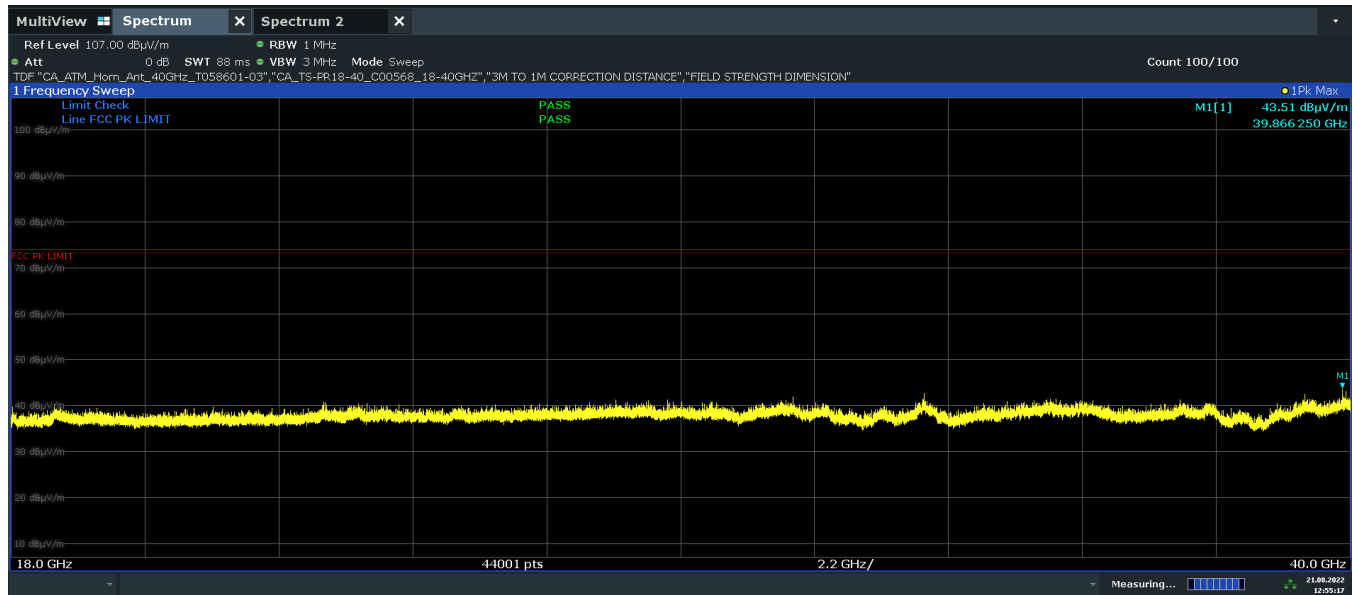
Mode: HDR4
Data Rate: 4Mbps
Distance of Measurements: 3 Meters
Operating Frequency: 5844MHz

	Frequency [MHz]	Detector	Ant. Pol. [H/V]	Antenna Height [cm]	Turntable Azimuth [degree]	Analyzer Level [dBm]	AFCL [dB/m]	Field Strength [dBμV/m]	Limit [dBμV/m]	Margin [dB]
*	5426.00	Average	H	147	112	-73.61	17.98	51.37	53.98	-2.61
*	5426.00	Peak	H	147	112	-67.08	17.98	57.90	73.98	-16.08
*	5008.00	Average	H	155	133	-75.70	16.67	47.97	53.98	-6.01
*	5008.00	Peak	H	155	133	-65.77	19.67	60.90	73.98	-13.08
*	11688.00	Average	H	-	-	-82.41	16.89	41.48	53.98	-12.50
*	11688.00	Peak	H	-	-	-70.44	16.89	53.45	73.98	-20.53
	17532.00	Peak	H	-	-	-71.78	21.68	56.90	68.20	-11.30

Table 7-33. Radiated Spurious Emissions Measurements TxBF

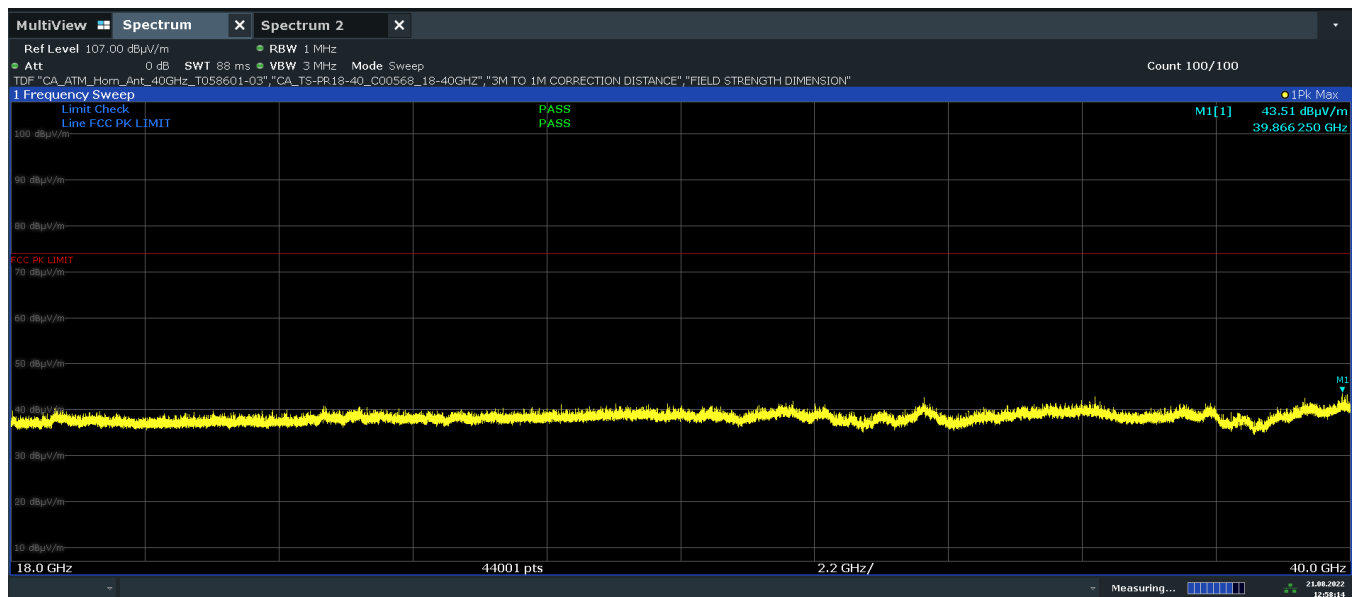
FCC ID: BCGA2436		MEASUREMENT REPORT (CERTIFICATION)	Approved by: Technical Manager
Test Report S/N: 1C2205090027-07-R1.BCG	Test Dates: 7/1/2022-9/27/2022	EUT Type: Tablet Device	Page 115 of 137

V 10.5 12/15/2021



12:55:10 21.08.2022

Plot 7-141. Radiated Spurious Emissions Above 18GHz Tx BF (HDR4 – 5844MHz Pol. H)



12:58:14 21.08.2022

Plot 7-142. Radiated Spurious Emissions Above 18GHz Tx BF (HDR4 – 5844MHz Pol. V)

FCC ID: BCGA2436		MEASUREMENT REPORT (CERTIFICATION)	Approved by: Technical Manager
Test Report S/N: 1C2205090027-07-R1.BCG	Test Dates: 7/1/2022-9/27/2022	EUT Type: Tablet Device	Page 116 of 137

V 10.5 12/15/2021

Unless otherwise specified, no part of this report may be reproduced or utilized in any part, form or by any means, electronic or mechanical, including photocopying and microfilm, without permission in writing from Element Washington DC LLC. If you have any questions about this or have an enquiry about obtaining additional rights to this report or assembly of contents thereof, please contact ct.info@element.com.



7.6.4 Radiated Band Edge Measurements

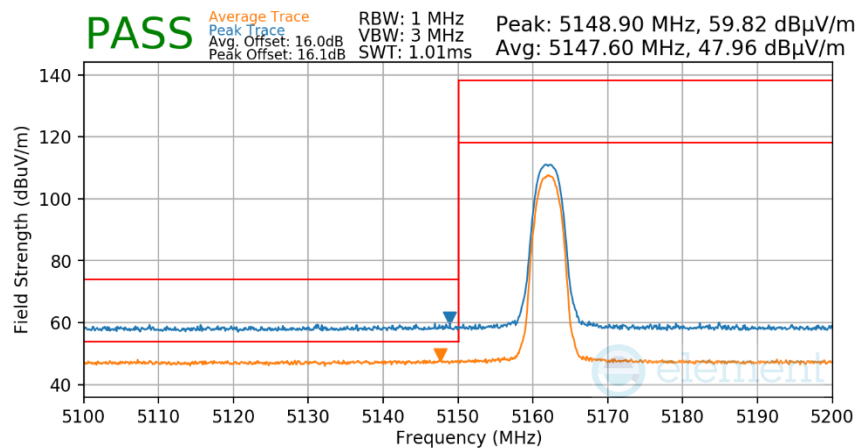
§15.407(b.1) §15.205 §15.209

Antenna WF5T

The amplitude offset shown in the following plots for average measurements was calculated using the formula:

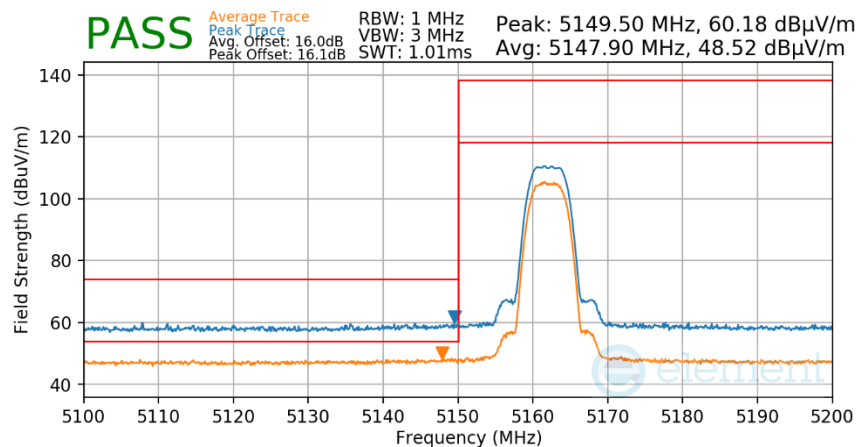
Offset (dB) = (Antenna Factor + Cable Loss + Attenuator) – Preamplifier Gain

Mode:	HDR4
Power Scheme	ePA
Measurement Distance:	3 Meters
Operating Frequency:	5162MHz



Plot 7-143. Radiated Lower Band Edge Measurement

Mode:	HDR8
Power Scheme	ePA
Measurement Distance:	3 Meters
Operating Frequency:	5162MHz



Plot 7-144. Radiated Lower Band Edge Measurement

FCC ID: BCGA2436		MEASUREMENT REPORT (CERTIFICATION)	Approved by: Technical Manager
Test Report S/N: 1C2205090027-07-R1.BCG	Test Dates: 7/1/2022-9/27/2022	EUT Type: Tablet Device	Page 117 of 137

V 10.5 12/15/2021

Unless otherwise specified, no part of this report may be reproduced or utilized in any part, form or by any means, electronic or mechanical, including photocopying and microfilm, without permission in writing from Element Washington DC LLC. If you have any questions about this or have an enquiry about obtaining additional rights to this report or assembly of contents thereof, please contact ct.info@element.com.