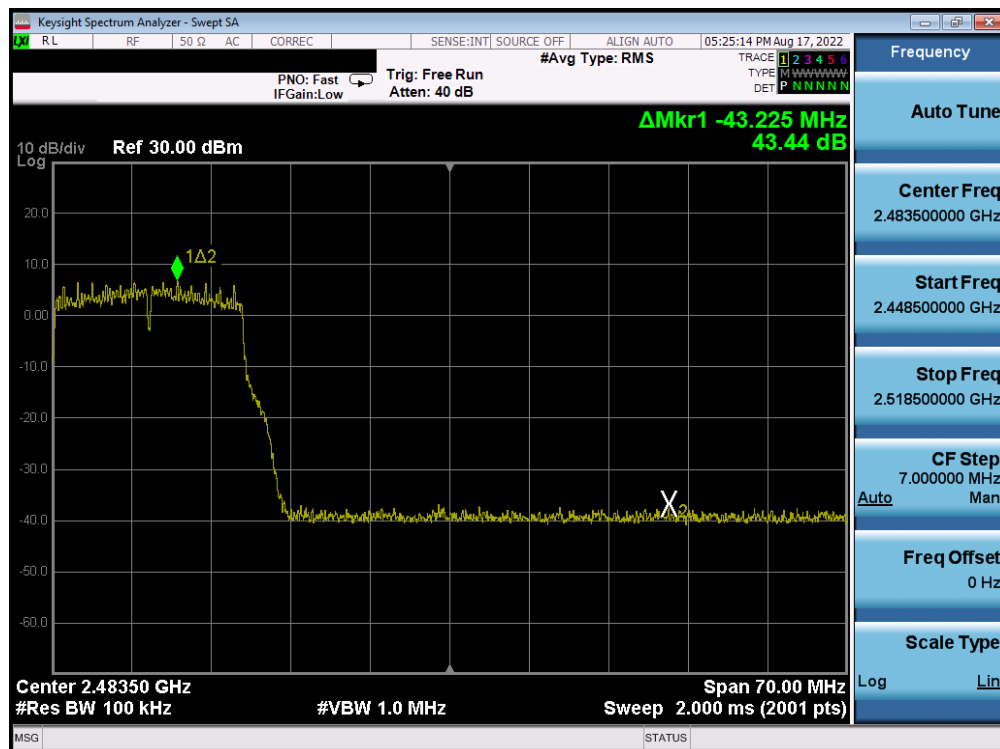
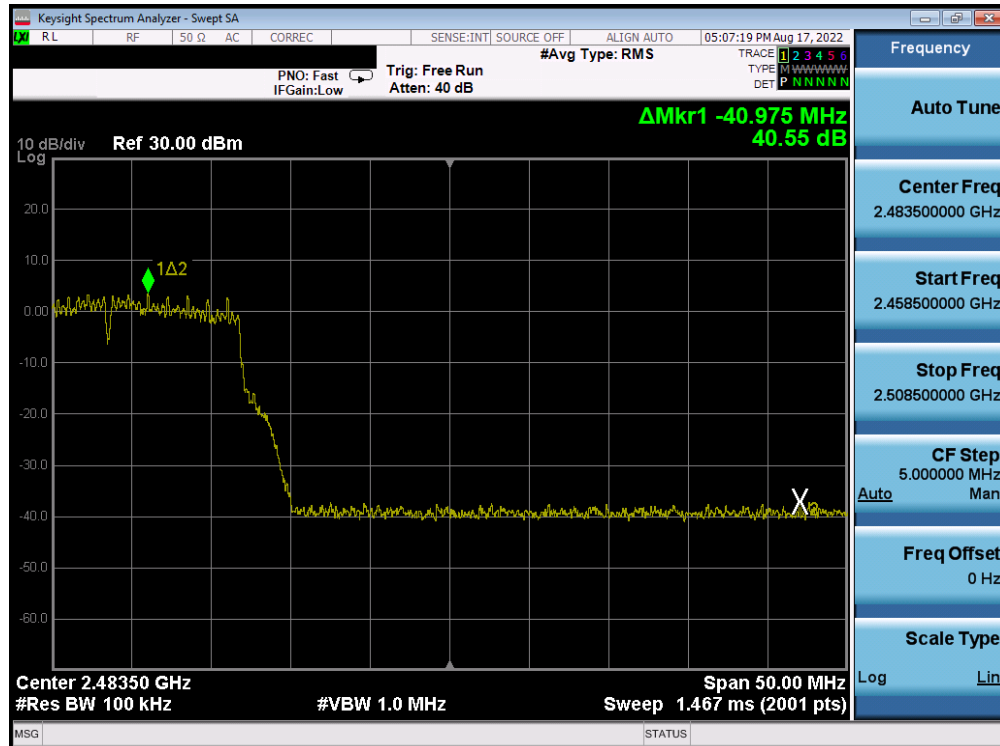


Plot 7-407. Band Edge Plot Antenna WF7 (802.11g – Ch. 9) – 36Mbps

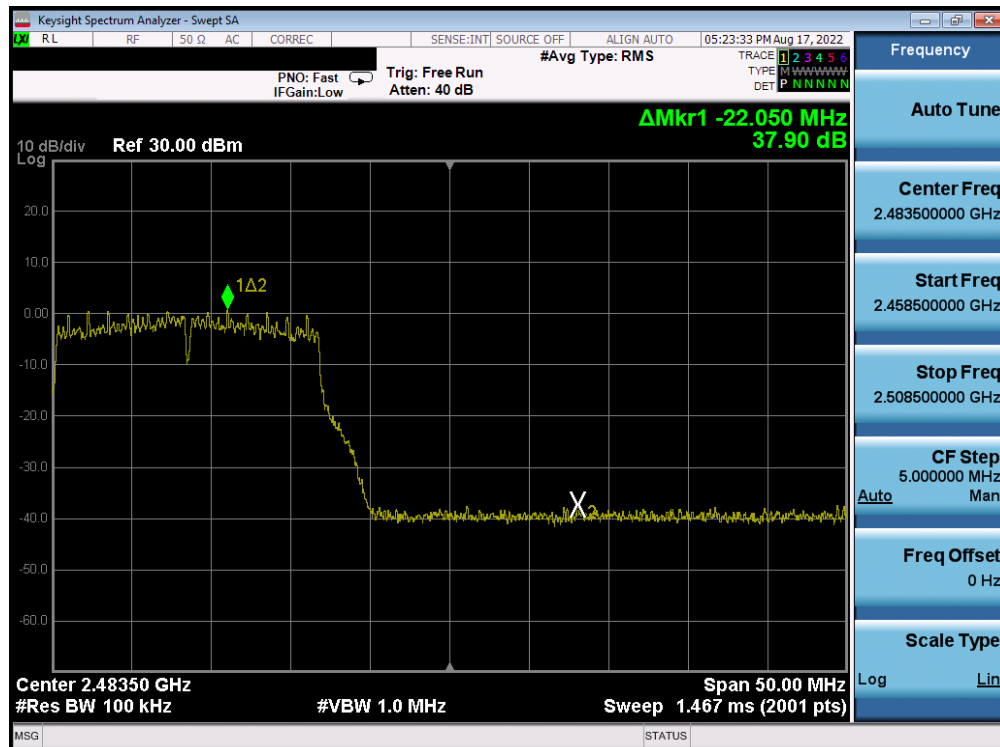


Plot 7-408. Band Edge Plot Antenna WF7 (802.11g – Ch. 10) – 36Mbps

FCC ID: BCGA2436 IC: 579C-A2436		MEASUREMENT REPORT (CERTIFICATION)	Approved by: Technical Manager
Test Report S/N: 1C2205090027-01.BCG	Test Dates: 05/30/2022 - 09/26/2022	EUT Type: Tablet Device	Page 255 of 444

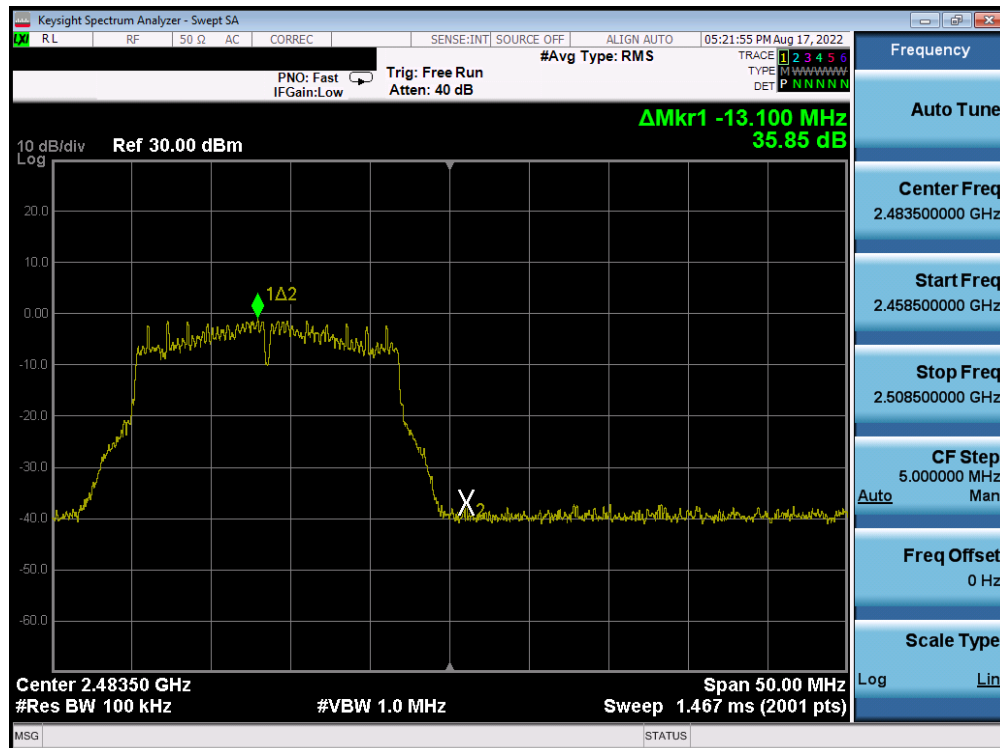


Plot 7-409. Band Edge Plot Antenna WF7 (802.11g – Ch. 11) – 36Mbps

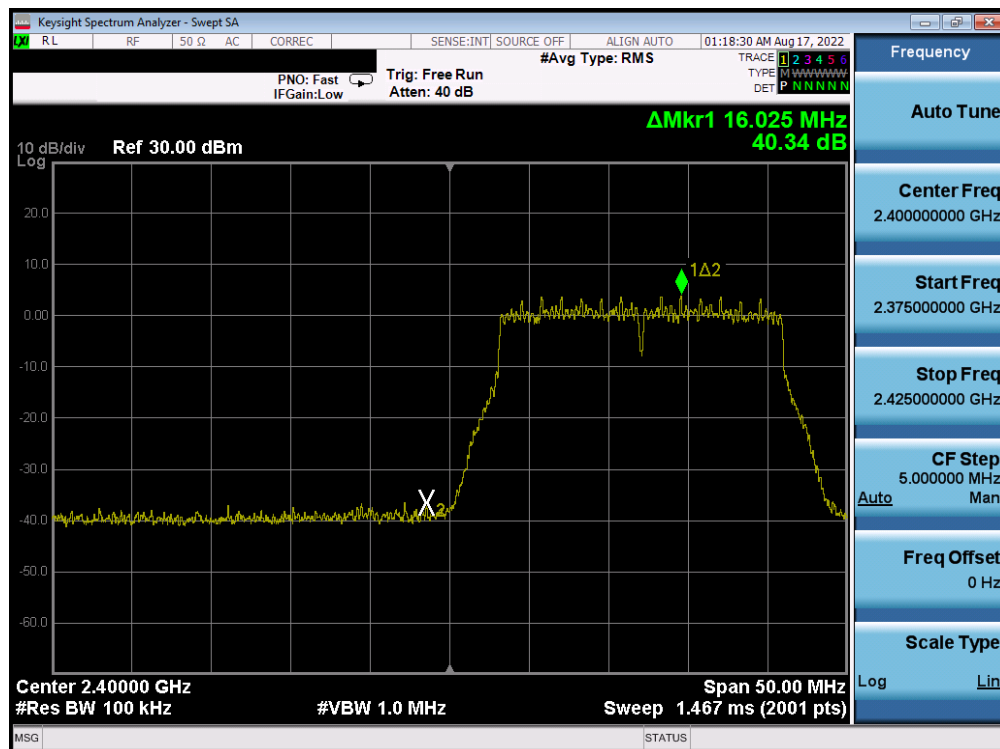


Plot 7-410. Band Edge Plot Antenna WF7 (802.11g – Ch. 12) – 36Mbps

FCC ID: BCGA2436 IC: 579C-A2436		MEASUREMENT REPORT (CERTIFICATION)	Approved by: Technical Manager
Test Report S/N: 1C2205090027-01.BCG	Test Dates: 05/30/2022 - 09/26/2022	EUT Type: Tablet Device	Page 256 of 444



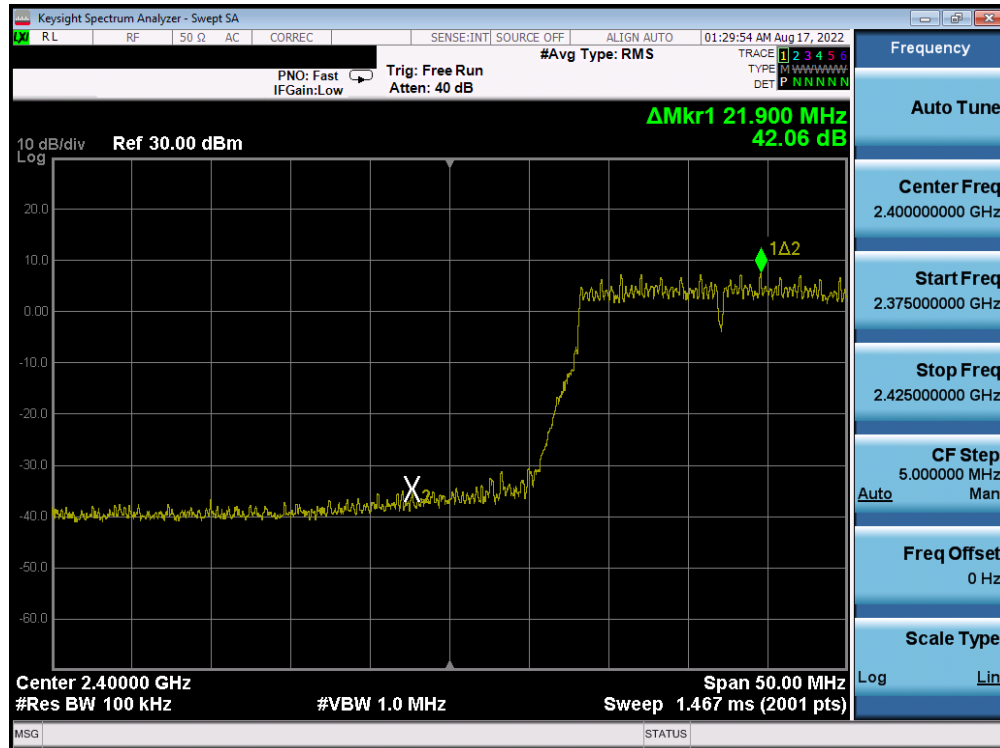
Plot 7-411. Band Edge Plot Antenna WF7 (802.11g – Ch. 13) – 36Mbps



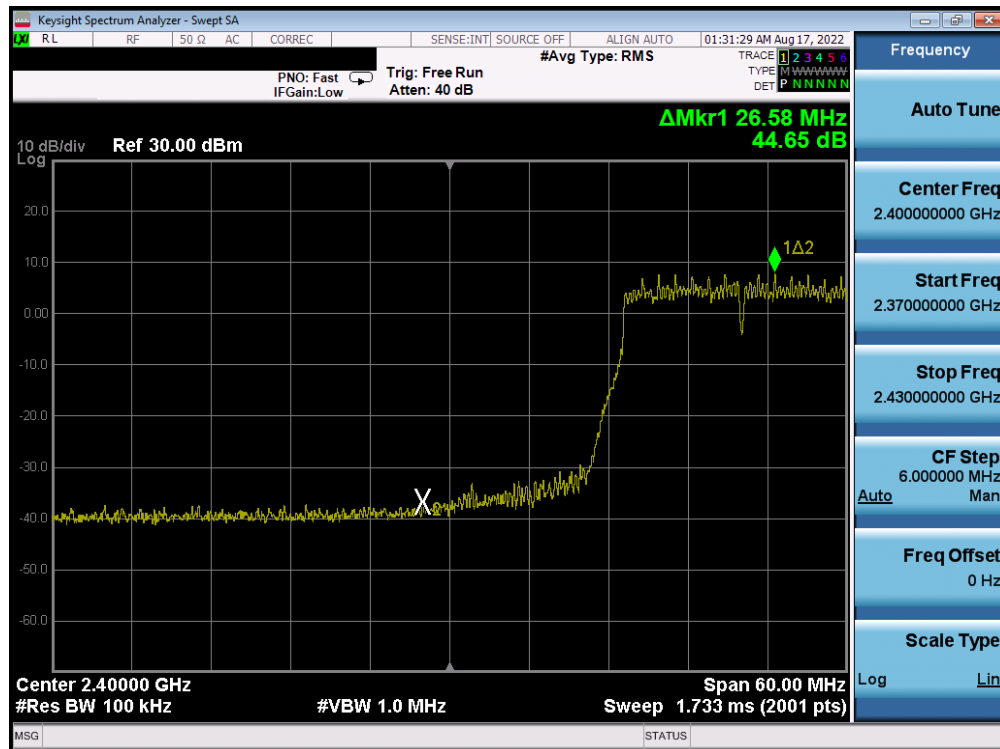
Plot 7-412. Band Edge Plot Antenna WF7 (802.11n - Ch. 1) – MCS5

FCC ID: BCGA2436 IC: 579C-A2436		MEASUREMENT REPORT (CERTIFICATION)	Approved by: Technical Manager
Test Report S/N: 1C2205090027-01.BCG	Test Dates: 05/30/2022 - 09/26/2022	EUT Type: Tablet Device	Page 257 of 444

V 10.5 12/15/2021

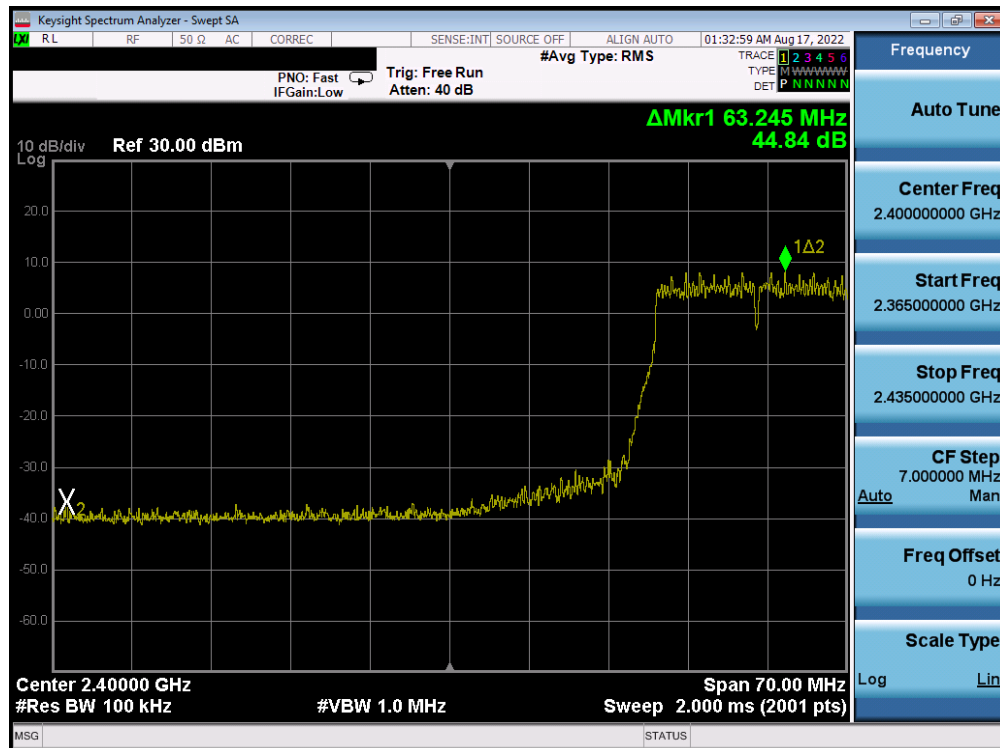


Plot 7-413. Band Edge Plot Antenna WF7 (802.11n- Ch. 2) – MCS5

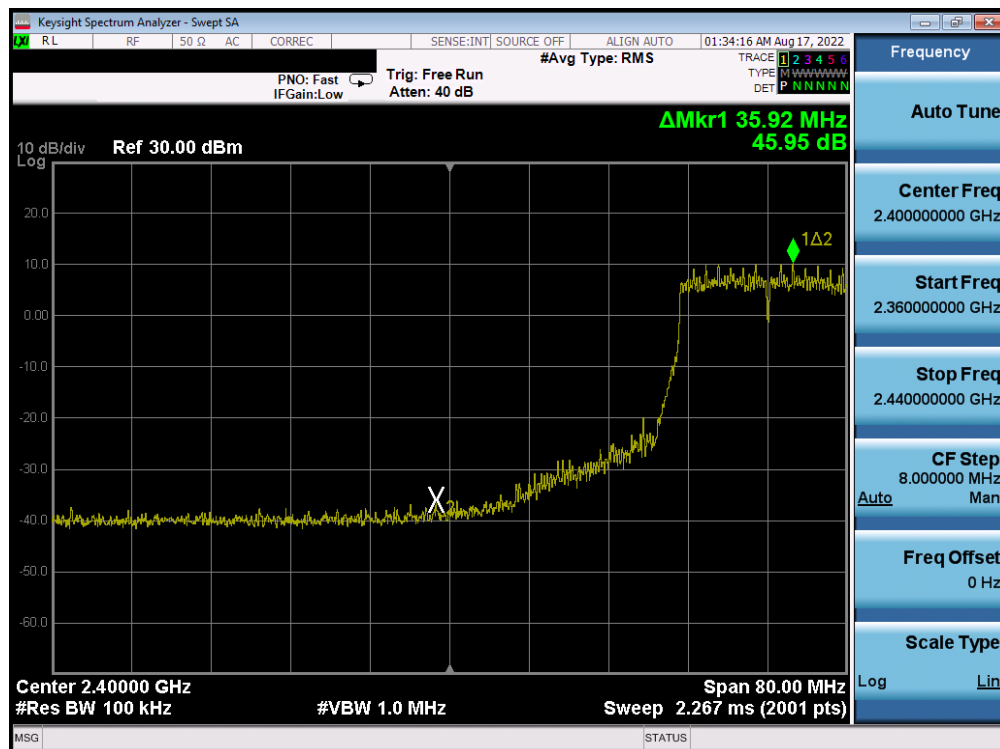


Plot 7-414. Band Edge Plot Antenna WF7 (802.11n- Ch. 3) – MCS5

FCC ID: BCGA2436 IC: 579C-A2436		MEASUREMENT REPORT (CERTIFICATION)	Approved by: Technical Manager
Test Report S/N: 1C2205090027-01.BCG	Test Dates: 05/30/2022 - 09/26/2022	EUT Type: Tablet Device	Page 258 of 444

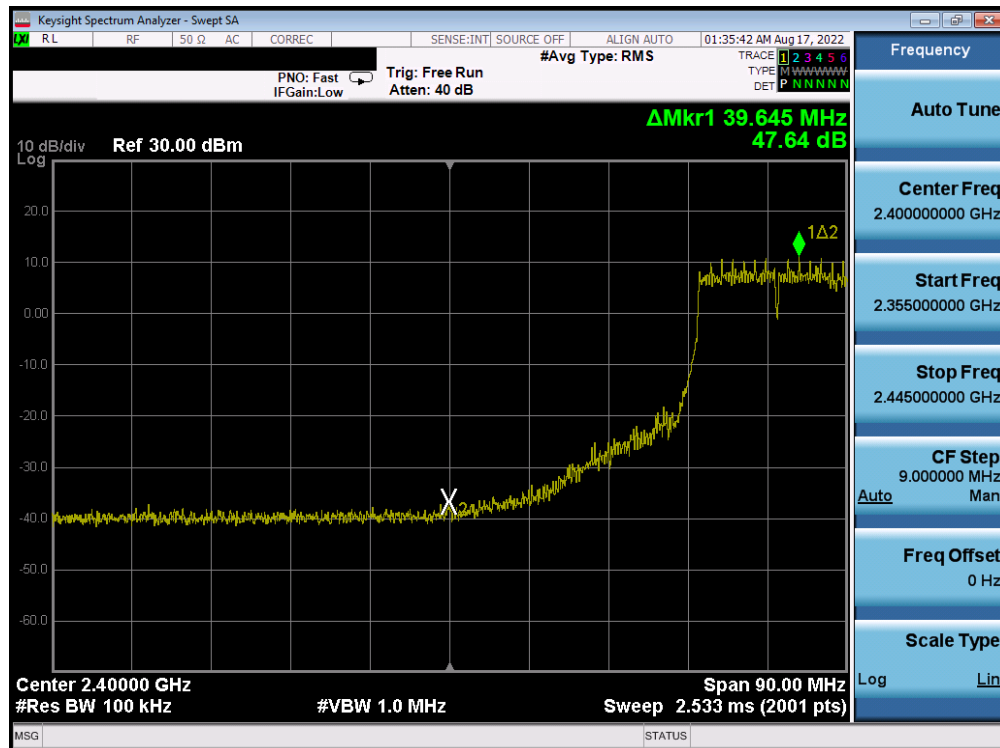


Plot 7-415. Band Edge Plot Antenna WF7 (802.11n- Ch. 4) – MCS5

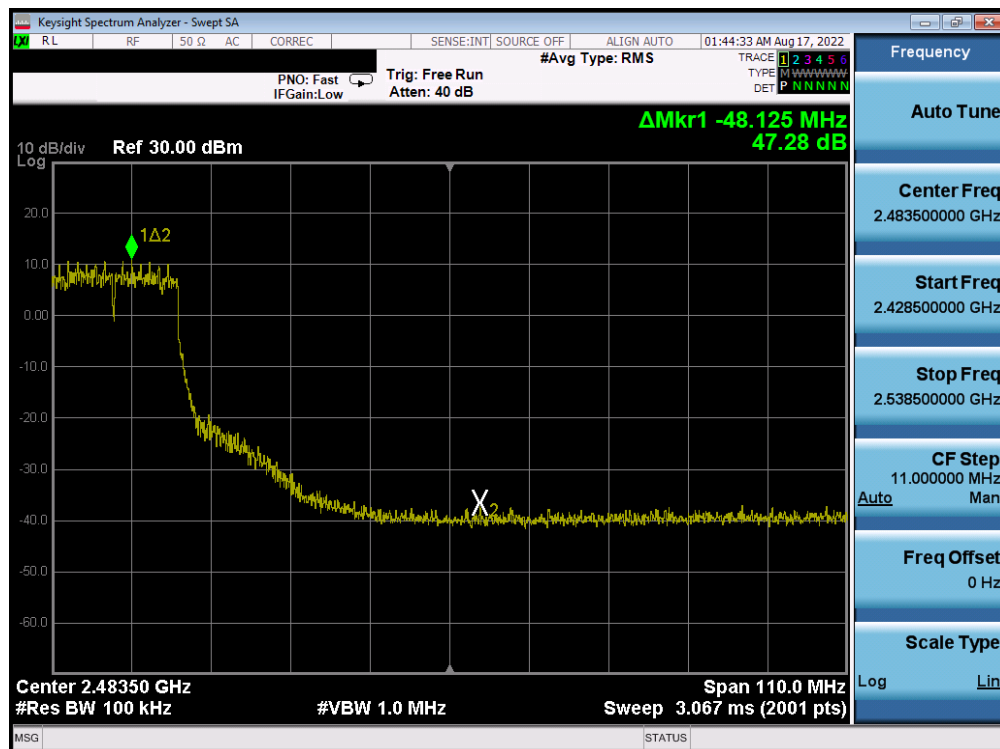


Plot 7-416. Band Edge Plot Antenna WF7 (802.11n- Ch. 5) – MCS5

FCC ID: BCGA2436 IC: 579C-A2436		MEASUREMENT REPORT (CERTIFICATION)	Approved by: Technical Manager
Test Report S/N: 1C2205090027-01.BCG	Test Dates: 05/30/2022 - 09/26/2022	EUT Type: Tablet Device	Page 259 of 444

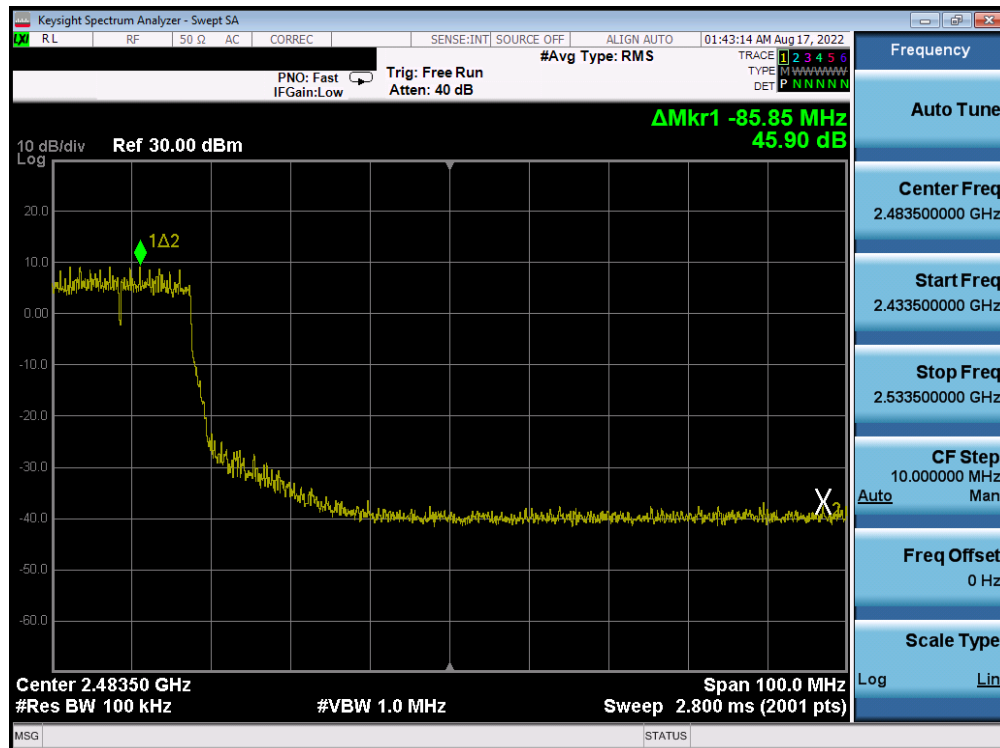


Plot 7-417. Band Edge Plot Antenna WF7 (802.11n- Ch. 6 (low)) – MCS5

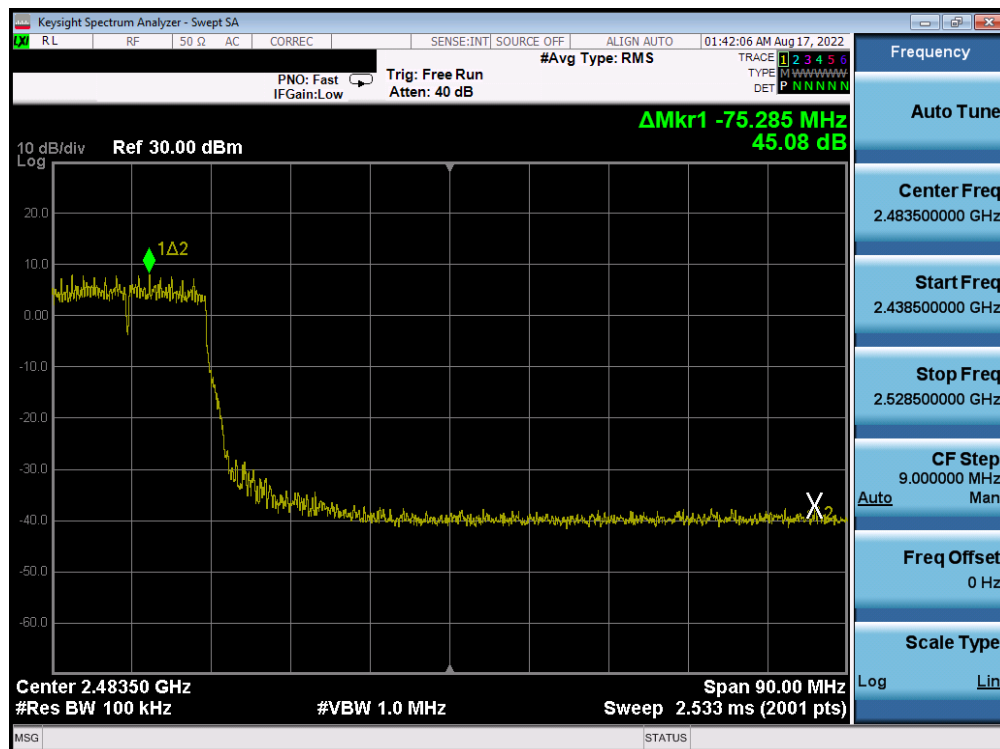


Plot 7-418. Band Edge Plot Antenna WF7 (802.11n- Ch. 6 (high)) – MCS5

FCC ID: BCGA2436 IC: 579C-A2436		MEASUREMENT REPORT (CERTIFICATION)	Approved by: Technical Manager
Test Report S/N: 1C2205090027-01.BCG	Test Dates: 05/30/2022 - 09/26/2022	EUT Type: Tablet Device	Page 260 of 444

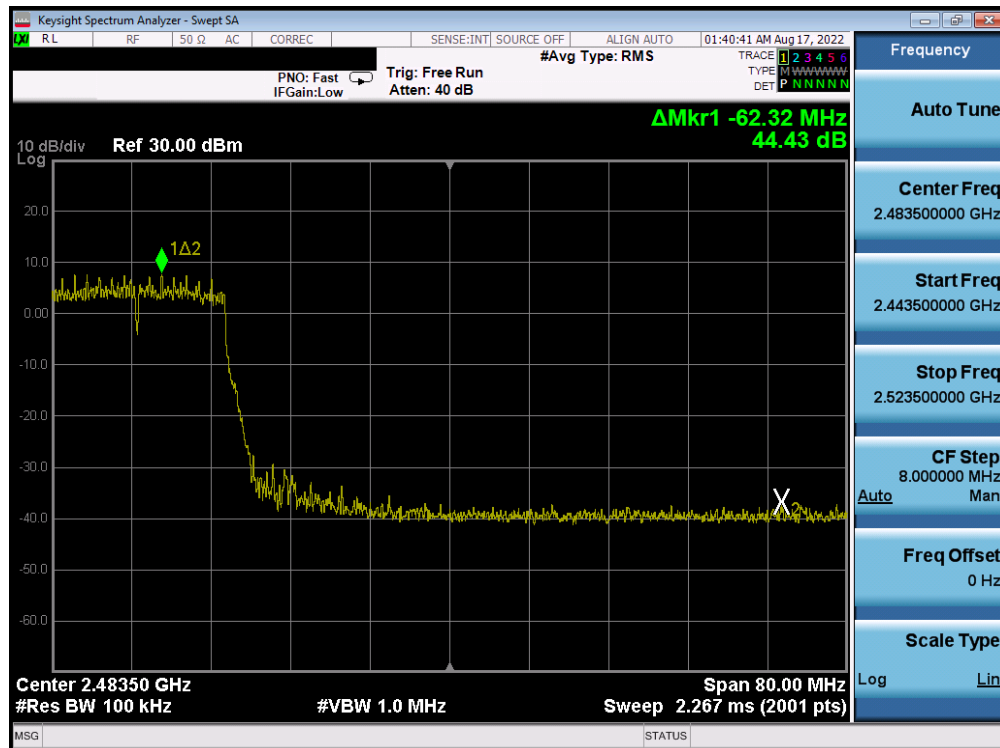


Plot 7-419. Band Edge Plot Antenna WF7 (802.11n – Ch. 7) – MCS5

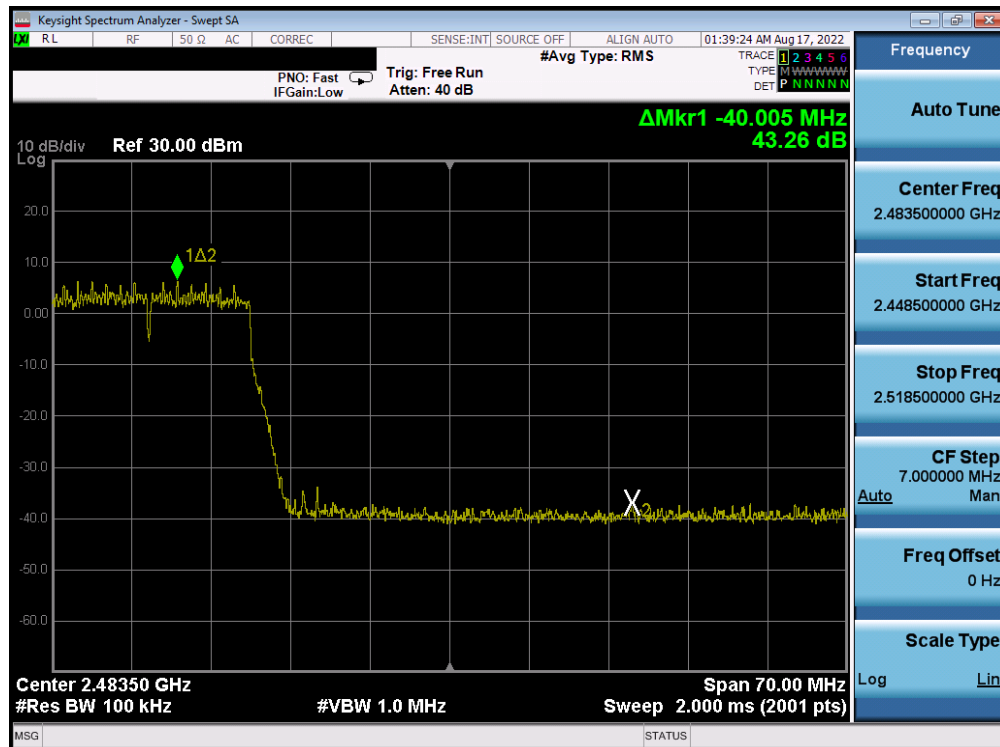


Plot 7-420. Band Edge Plot Antenna WF7 (802.11n – Ch. 8) – MCS5

FCC ID: BCGA2436 IC: 579C-A2436		MEASUREMENT REPORT (CERTIFICATION)	Approved by: Technical Manager
Test Report S/N: 1C2205090027-01.BCG	Test Dates: 05/30/2022 - 09/26/2022	EUT Type: Tablet Device	Page 261 of 444



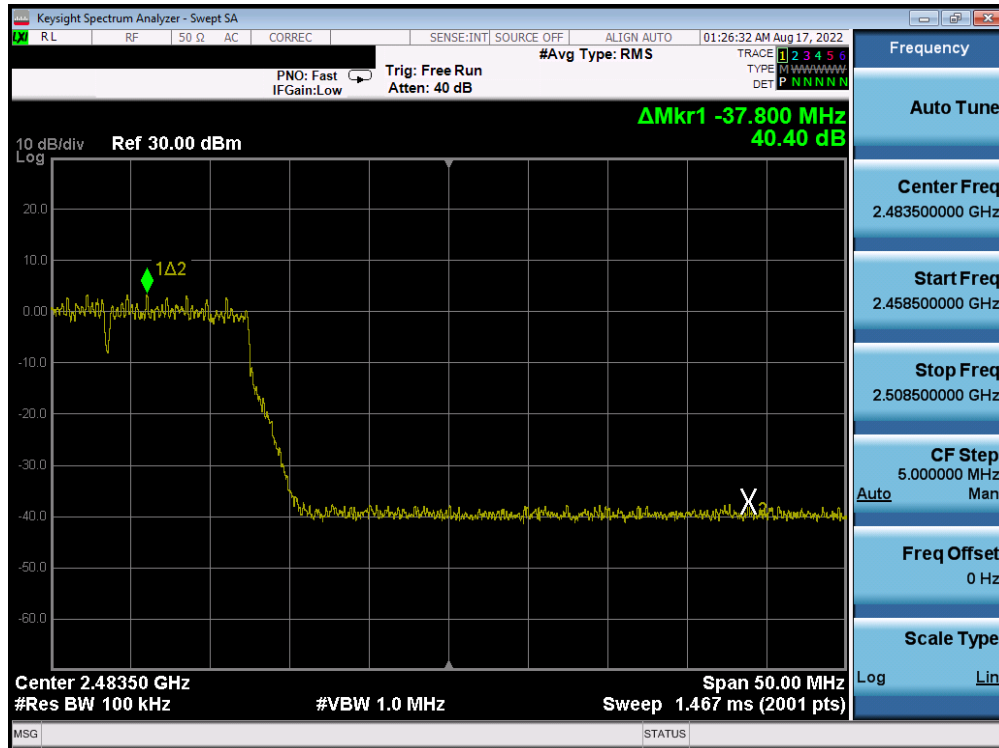
Plot 7-421. Band Edge Plot Antenna WF7 (802.11n – Ch. 9) – MCS5



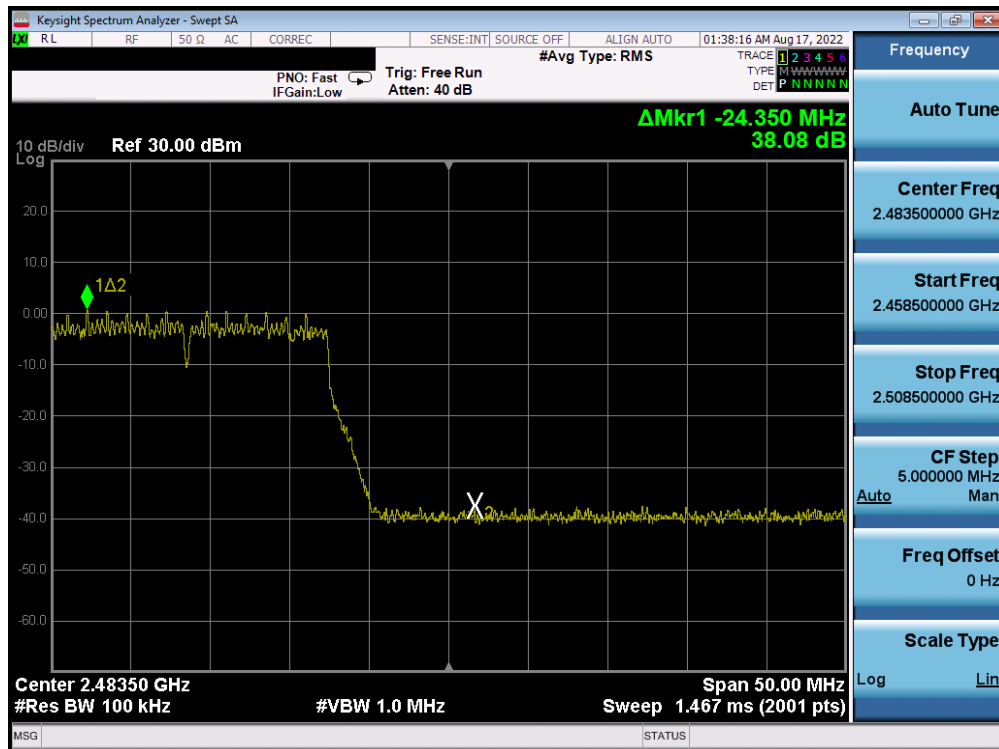
Plot 7-422. Band Edge Plot Antenna WF7 (802.11n – Ch. 10) – MCS5

FCC ID: BCGA2436 IC: 579C-A2436		MEASUREMENT REPORT (CERTIFICATION)	Approved by: Technical Manager
Test Report S/N: 1C2205090027-01.BCG	Test Dates: 05/30/2022 - 09/26/2022	EUT Type: Tablet Device	Page 262 of 444

V 10.5 12/15/2021

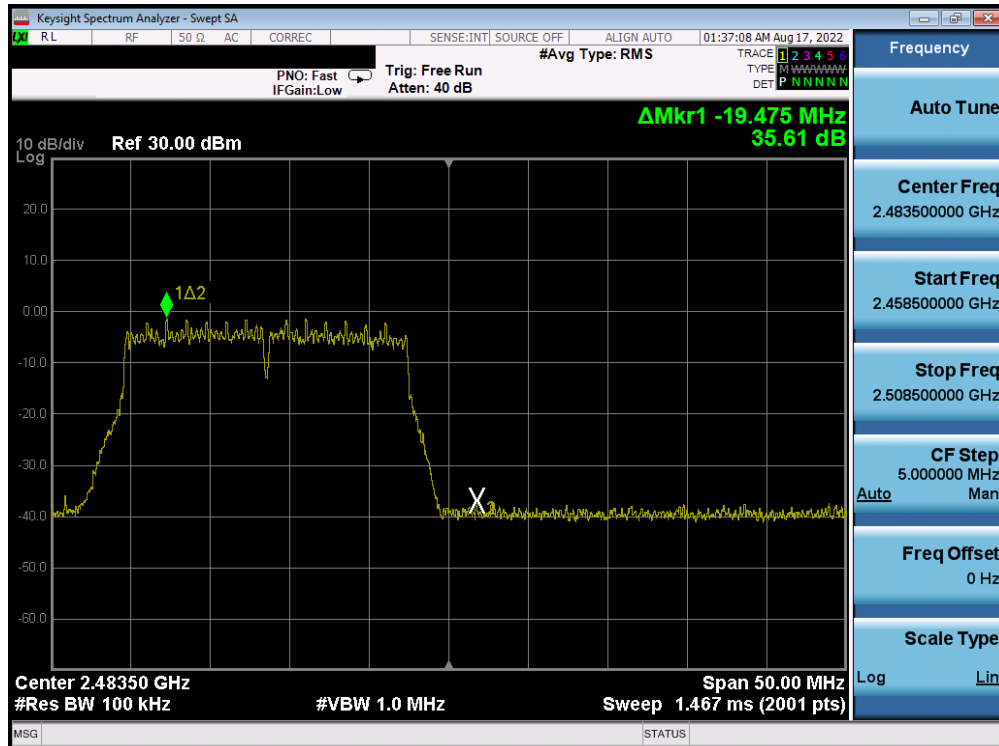


Plot 7-423. Band Edge Plot Antenna WF7 (802.11n – Ch. 11) – MCS5

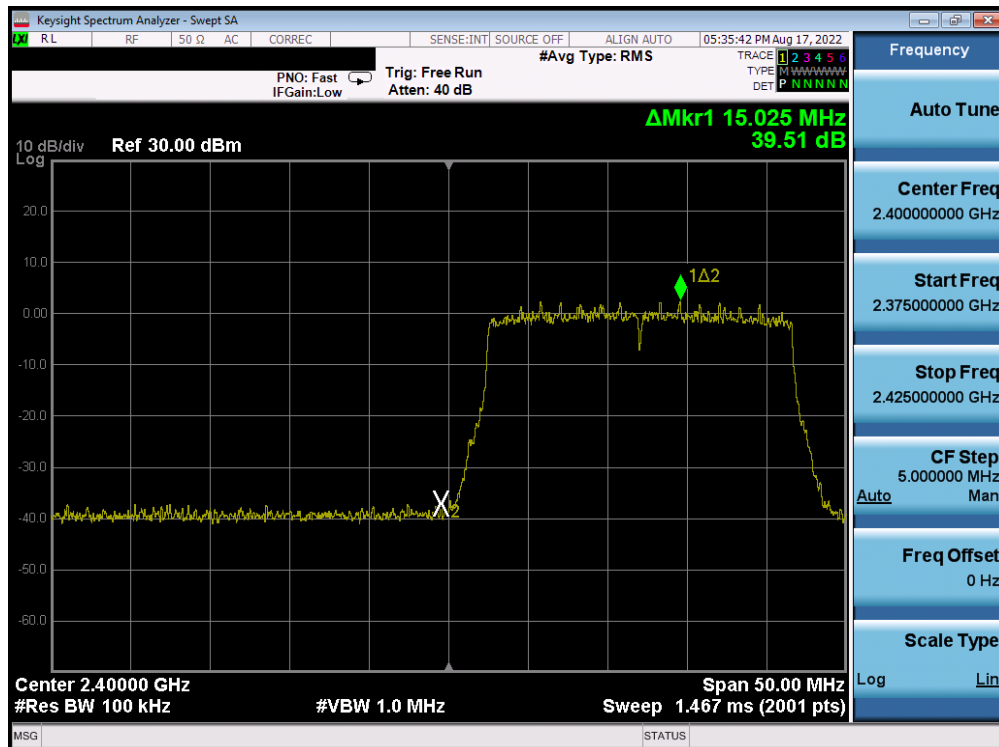


Plot 7-424. Band Edge Plot Antenna WF7 (802.11n – Ch. 12) – MCS5

FCC ID: BCGA2436 IC: 579C-A2436		MEASUREMENT REPORT (CERTIFICATION)	Approved by: Technical Manager
Test Report S/N: 1C2205090027-01.BCG	Test Dates: 05/30/2022 - 09/26/2022	EUT Type: Tablet Device	Page 263 of 444



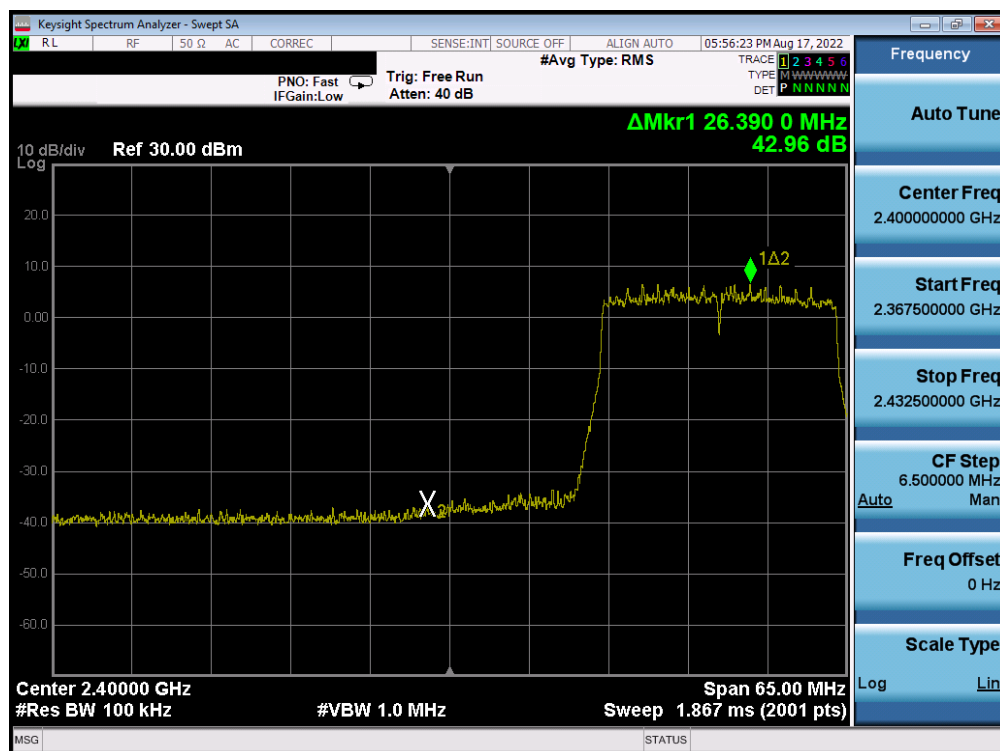
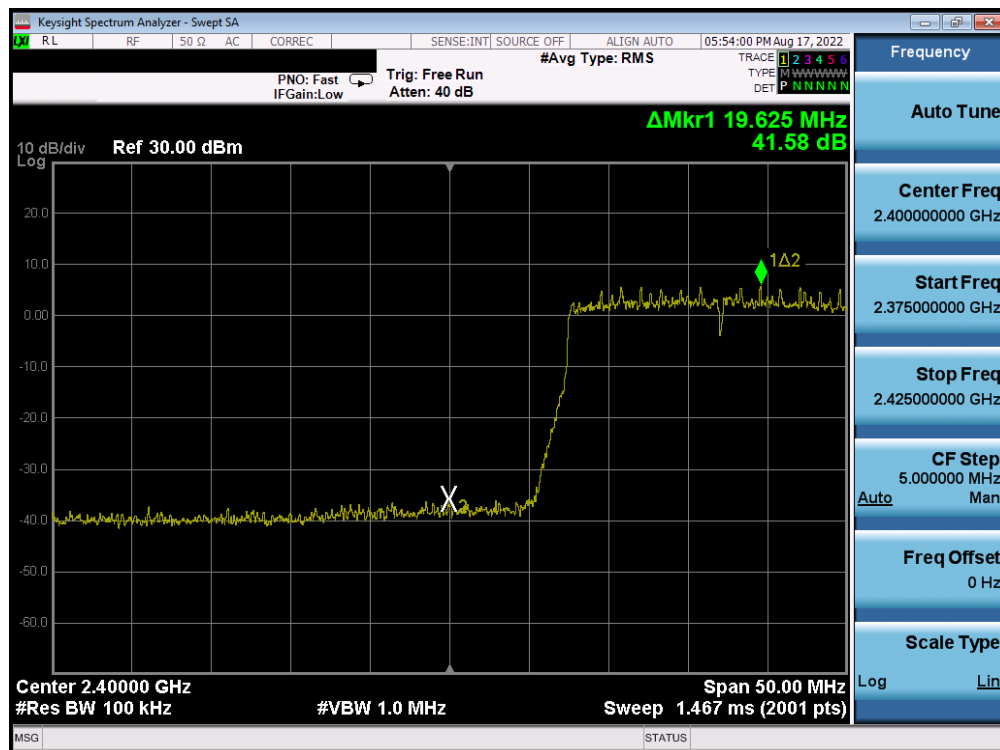
Plot 7-425. Band Edge Plot Antenna WF7 (802.11n – Ch. 13) – MCS5



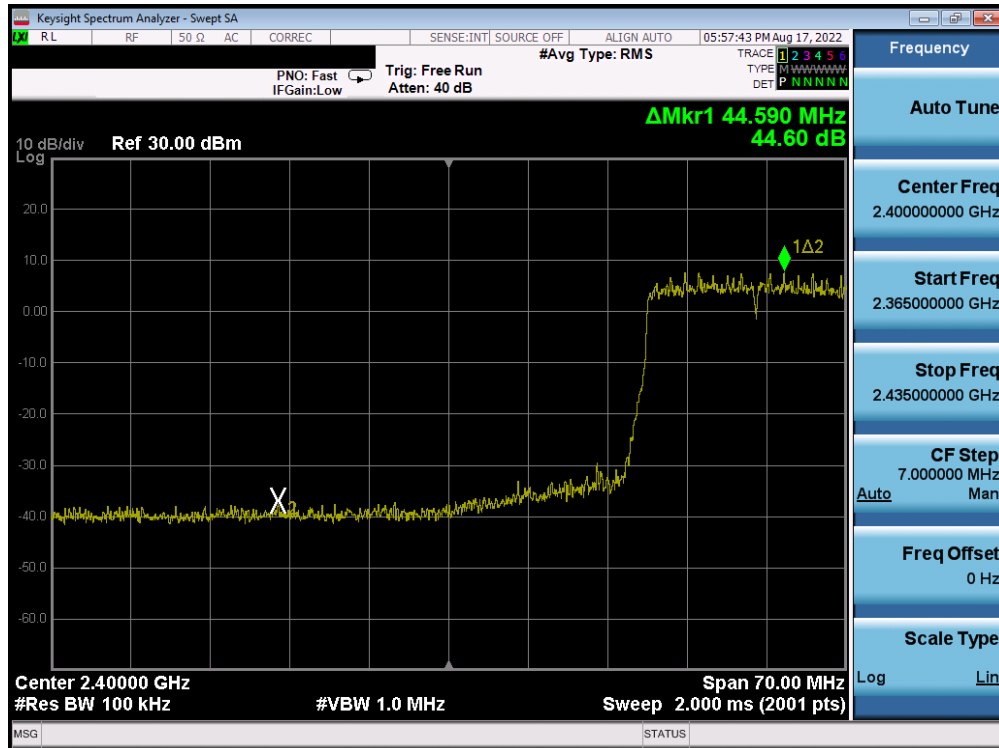
Plot 7-426. Band Edge Plot Antenna WF7 (802.11ax(SU)- Ch. 1) – MCS5

FCC ID: BCGA2436 IC: 579C-A2436		MEASUREMENT REPORT (CERTIFICATION)	Approved by: Technical Manager
Test Report S/N: 1C2205090027-01.BCG	Test Dates: 05/30/2022 - 09/26/2022	EUT Type: Tablet Device	Page 264 of 444

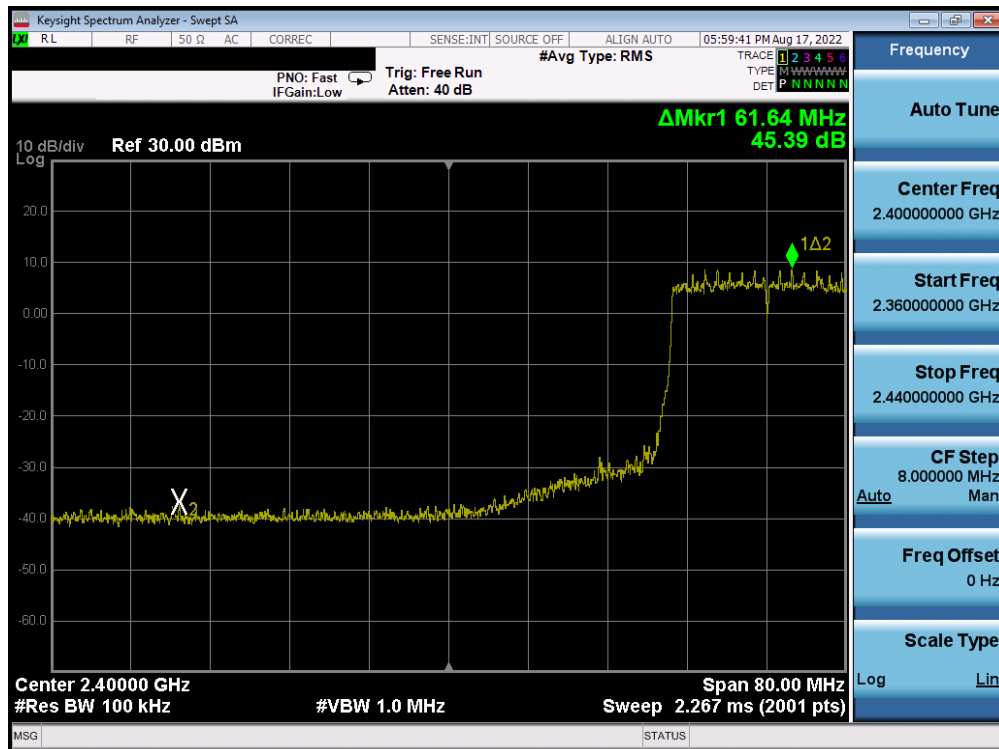
V 10.5 12/15/2021



FCC ID: BCGA2436 IC: 579C-A2436	 MEASUREMENT REPORT (CERTIFICATION)		Approved by: Technical Manager
Test Report S/N: 1C2205090027-01.BCG	Test Dates: 05/30/2022 - 09/26/2022	EUT Type: Tablet Device	Page 265 of 444

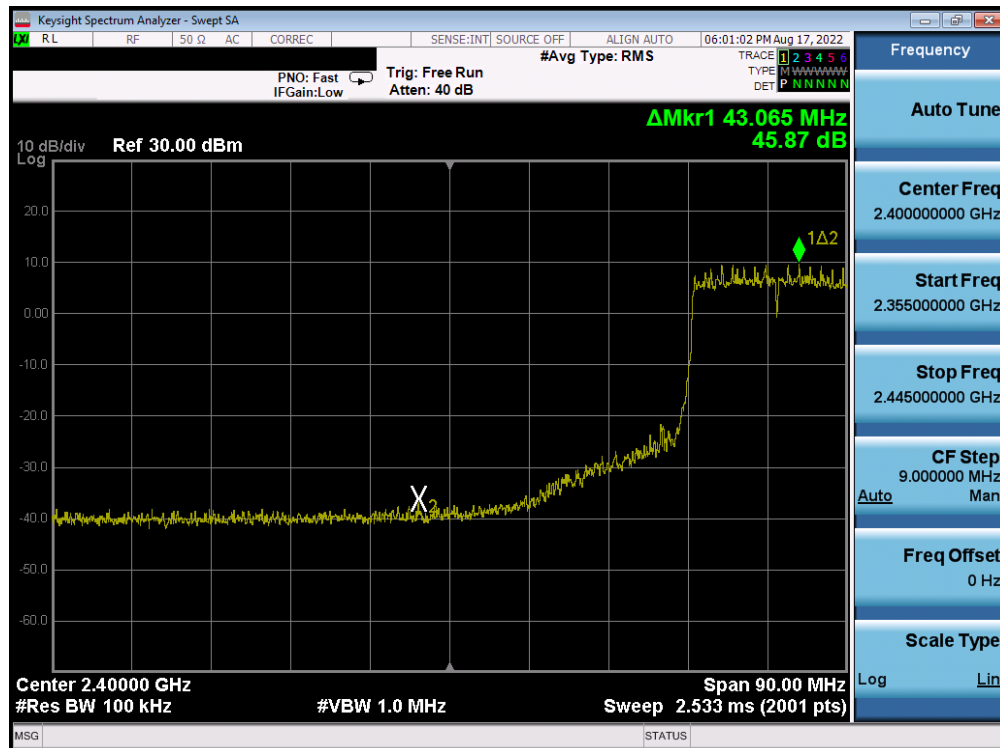


Plot 7-429. Band Edge Plot Antenna WF7 (802.11ax(SU)- Ch. 4) – MCS5

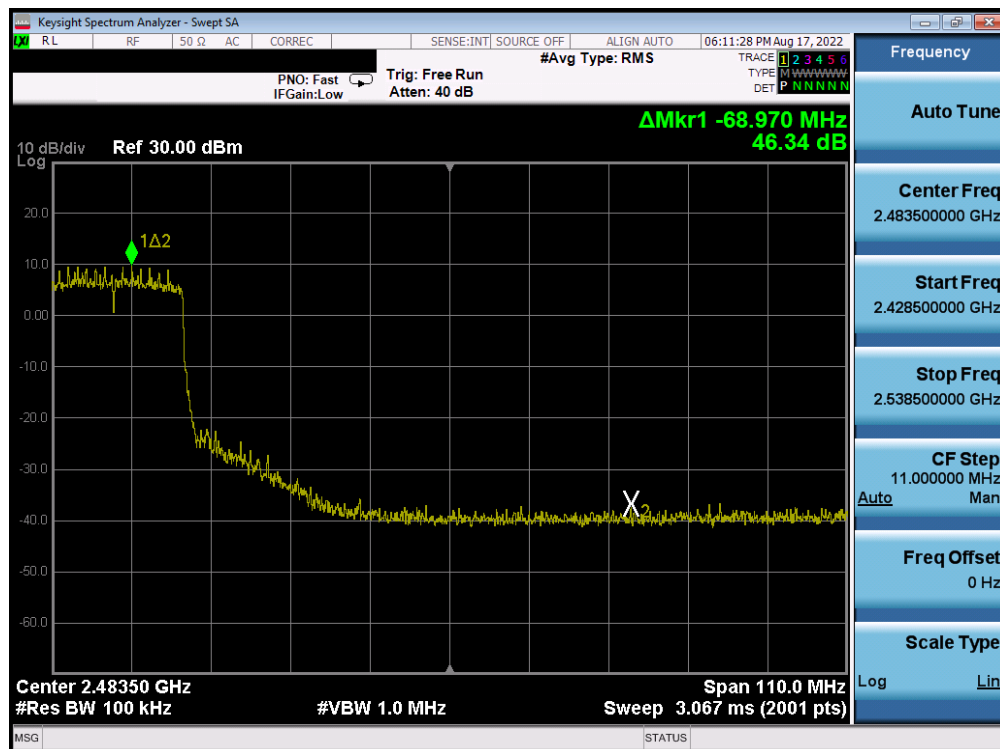


Plot 7-430. Band Edge Plot Antenna WF7 (802.11ax(SU)- Ch. 5) – MCS5

FCC ID: BCGA2436 IC: 579C-A2436		MEASUREMENT REPORT (CERTIFICATION)	Approved by: Technical Manager
Test Report S/N: 1C2205090027-01.BCG	Test Dates: 05/30/2022 - 09/26/2022	EUT Type: Tablet Device	Page 266 of 444

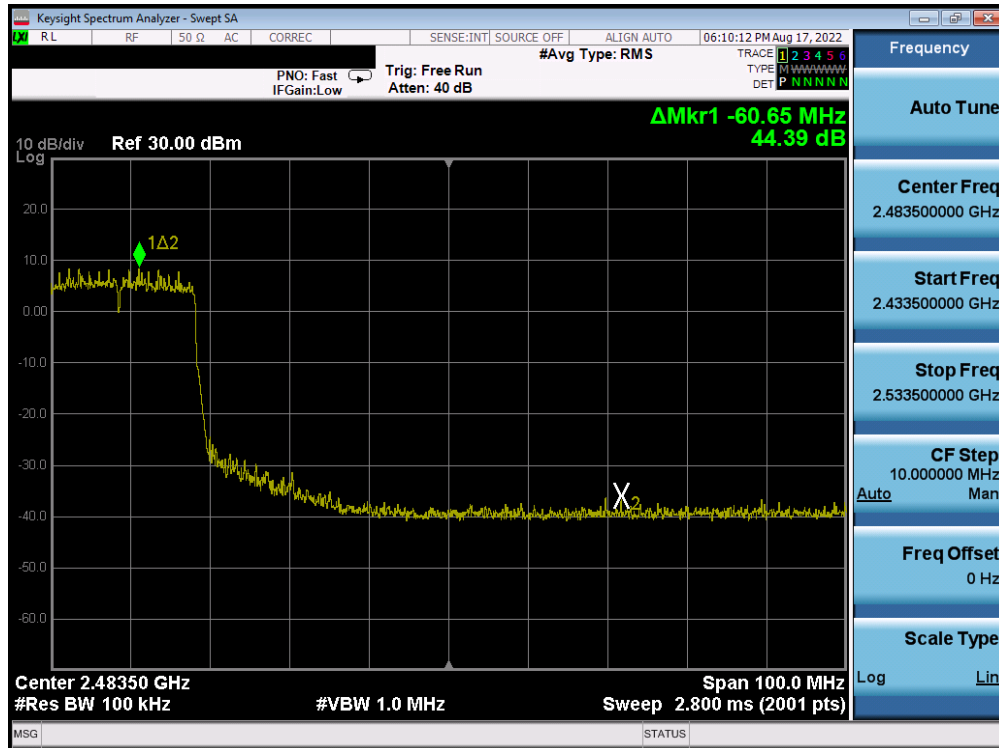


Plot 7-431. Band Edge Plot Antenna WF7 (802.11ax(SU)– Ch. 6 (low)) – MCS5

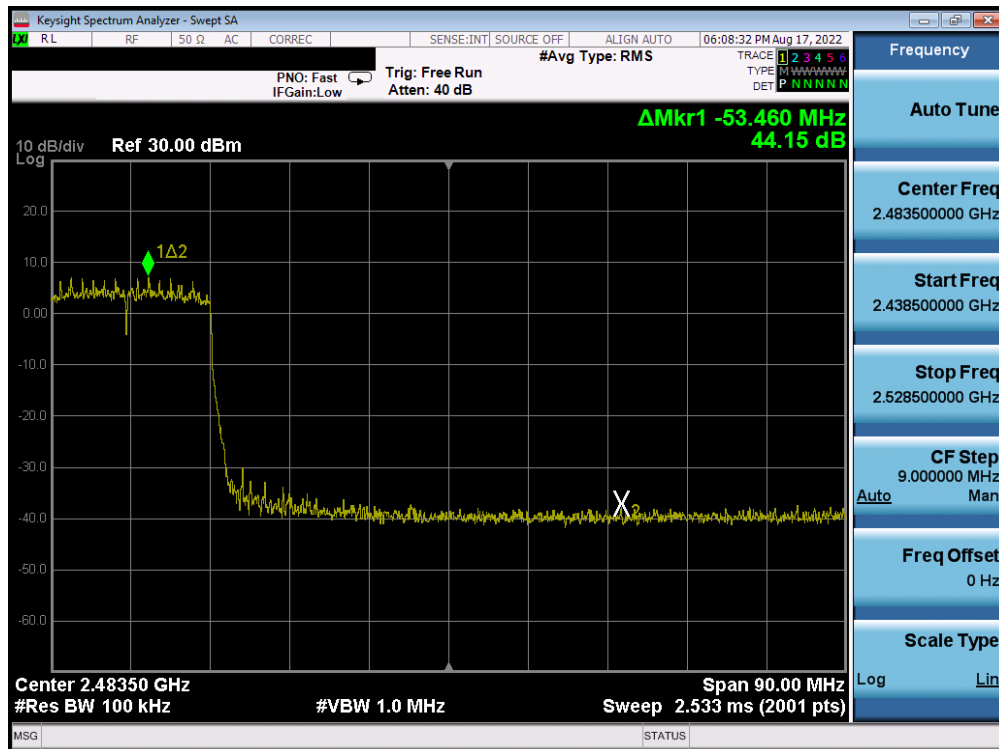


Plot 7-432. Band Edge Plot Antenna WF7 (802.11ax(SU)– Ch. 6 (high)) – MCS5

FCC ID: BCGA2436		MEASUREMENT REPORT (CERTIFICATION)	Approved by:
IC: 579C-A2436			Technical Manager
Test Report S/N:	Test Dates:	EUT Type:	Page 267 of 444
1C2205090027-01.BCG	05/30/2022 - 09/26/2022	Tablet Device	

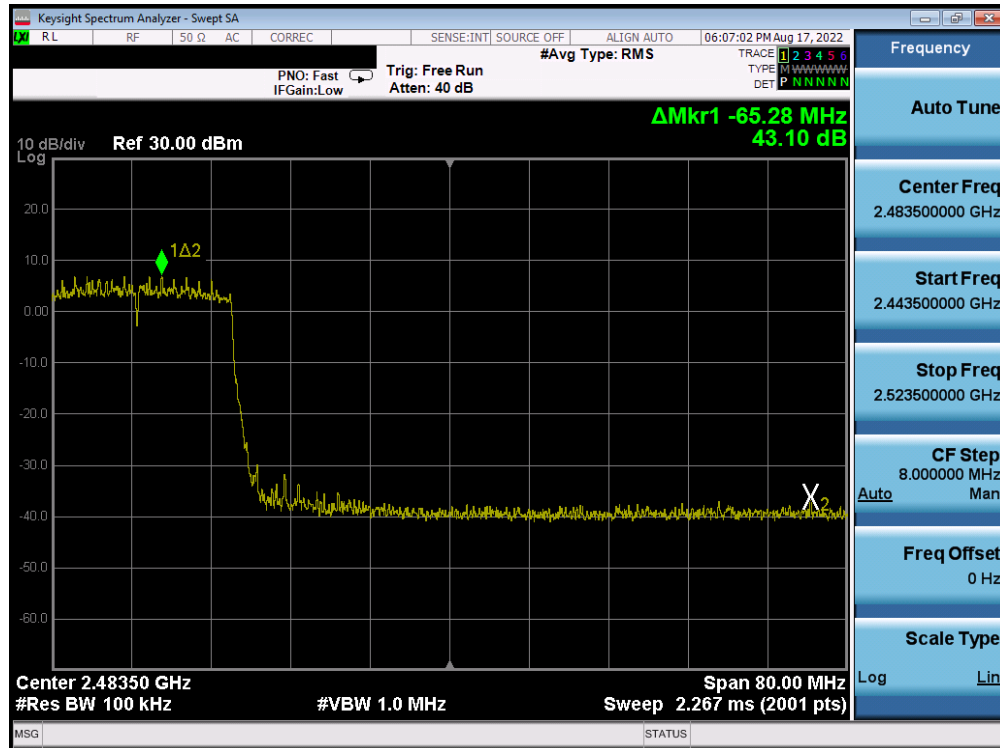


Plot 7-433. Band Edge Plot Antenna WF7 (802.11ax(SU) – Ch. 7) – MCS5

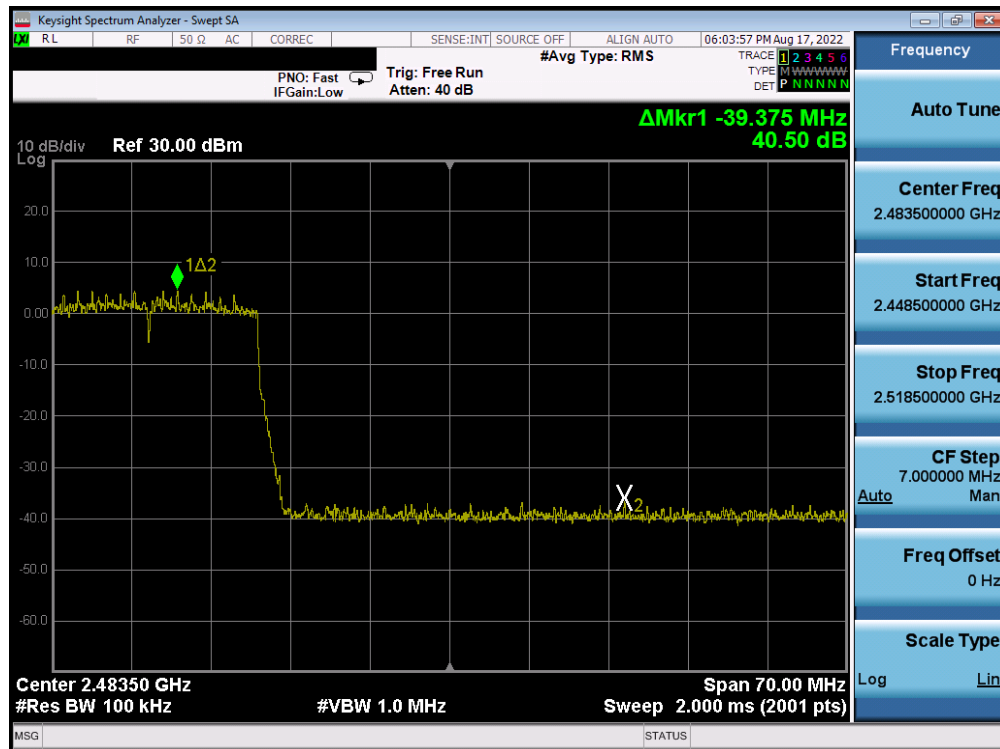


Plot 7-434. Band Edge Plot Antenna WF7 (802.11ax(SU) – Ch. 8) – MCS5

FCC ID: BCGA2436		MEASUREMENT REPORT (CERTIFICATION)	Approved by: Technical Manager
IC: 579C-A2436			
Test Report S/N: 1C2205090027-01.BCG	Test Dates: 05/30/2022 - 09/26/2022	EUT Type: Tablet Device	Page 268 of 444



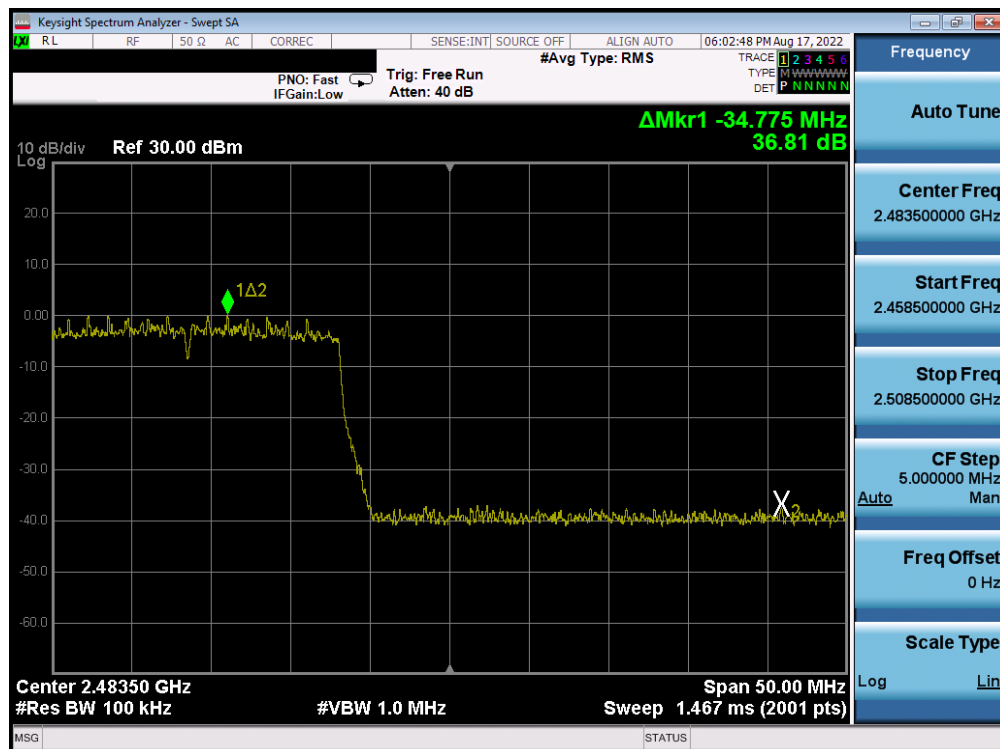
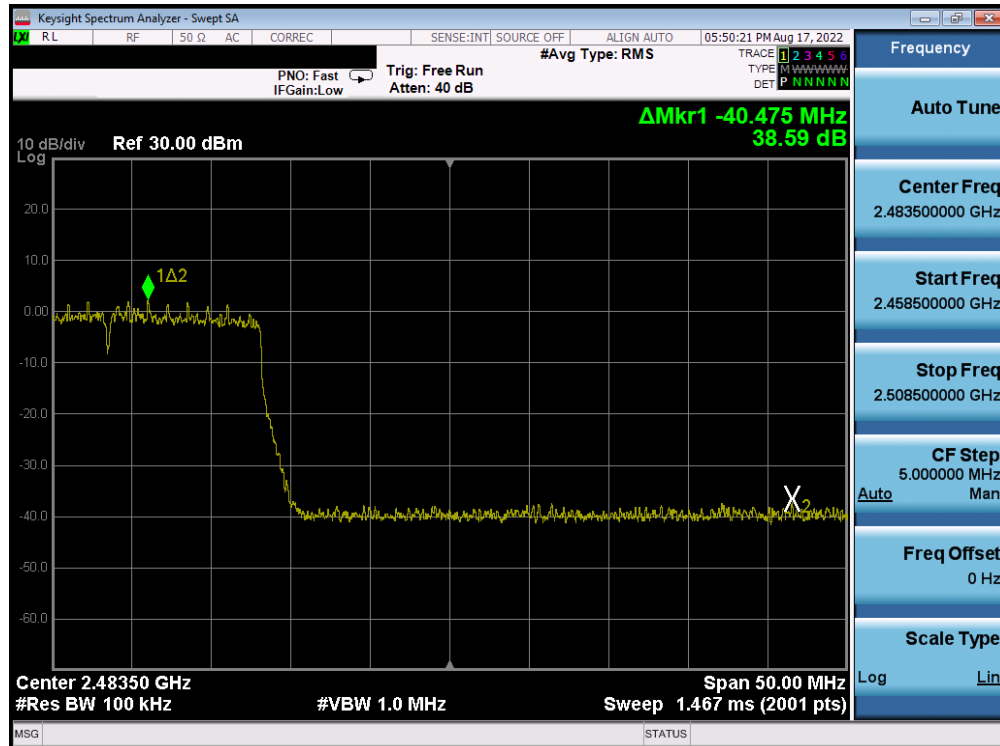
Plot 7-435. Band Edge Plot Antenna WF7 (802.11ax(SU) – Ch. 9) – MCS5



Plot 7-436. Band Edge Plot Antenna WF7 (802.11ax(SU) – Ch. 10) – MCS5

FCC ID: BCGA2436 IC: 579C-A2436		MEASUREMENT REPORT (CERTIFICATION)	Approved by: Technical Manager
Test Report S/N: 1C2205090027-01.BCG	Test Dates: 05/30/2022 - 09/26/2022	EUT Type: Tablet Device	Page 269 of 444

V 10.5 12/15/2021



FCC ID: BCGA2436 IC: 579C-A2436	 MEASUREMENT REPORT (CERTIFICATION)		Approved by: Technical Manager
Test Report S/N: 1C2205090027-01.BCG	Test Dates: 05/30/2022 - 09/26/2022	EUT Type: Tablet Device	Page 270 of 444

7.6 Conducted Spurious Emissions

§15.247(d); RSS-247 [5.5]

Test Overview and Limit

All out of band emissions are measured with a spectrum analyzer connected to the antenna terminal of the EUT while the EUT is operating at its maximum duty cycle, at maximum power, and at the appropriate frequencies. All data rates were investigated to determine the worst case configuration. For the following out of band conducted spurious emissions plots, the EUT was investigated in all available data rates for “b”, “g”, “n”, “ax-SU” modes. The worst case spurious emissions for the 2.4GHz band were found while transmitting in “b” mode at 11 Mbps and are shown in the plots below.

The limit for out-of-band spurious emissions at the band edge is 20dB below the fundamental emission level, as determined from the in-band power measurement of the DTS channel performed in a 100kHz bandwidth per the procedure in Section 11.11 of ANSI C63.10-2013 and KDB 558074 D01 v05r02.

Test Procedure Used

ANSI C63.10-2013 – Subclause 11.11.3
KDB 558074 D01 v05r02 – Section 8.5
ANSI C63.10-2013 – Subclause 14.3.3
KDB 662911 D01 v02r01 – Section E)3)b)

Test Settings

1. Start frequency was set to 30MHz and stop frequency was set to 25GHz (separated into two plots per channel)
2. RBW = 1MHz
3. VBW = 3MHz
4. Detector = Peak
5. Trace mode = max hold
6. Sweep time = auto couple
7. The trace was allowed to stabilize

Test Setup

The EUT and measurement equipment were set up as shown in the diagram below.



Figure 7-5. Test Instrument & Measurement Setup

FCC ID: BCGA2436 IC: 579C-A2436		MEASUREMENT REPORT (CERTIFICATION)	Approved by: Technical Manager
Test Report S/N: 1C2205090027-01.BCG	Test Dates: 05/30/2022 - 09/26/2022	EUT Type: Tablet Device	Page 271 of 444

V 10.5 12/15/2021

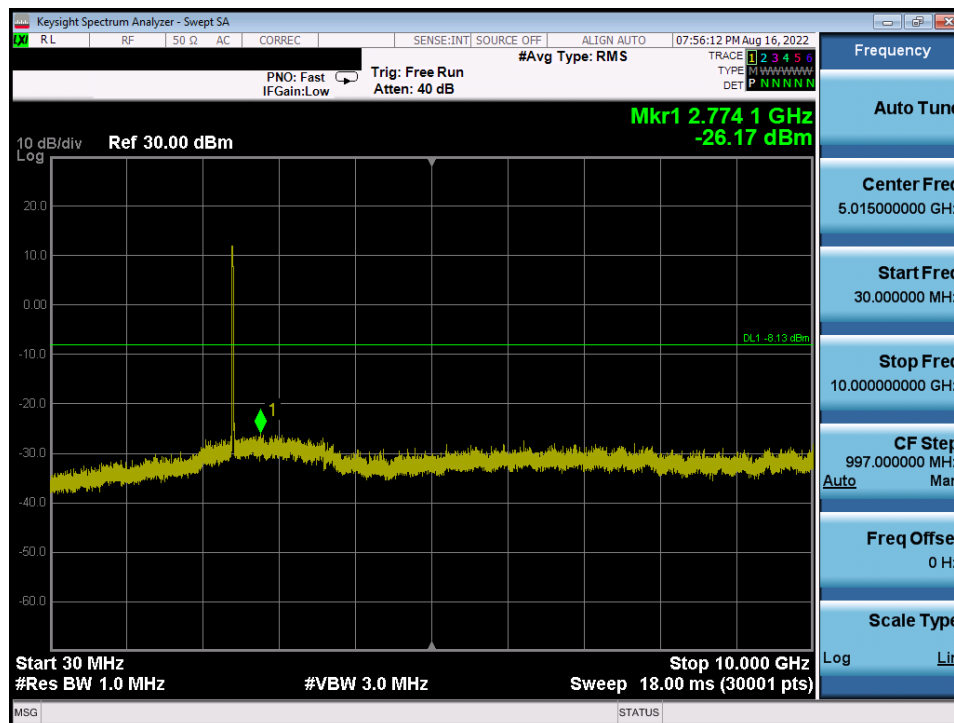
Test Notes

1. RBW was set to 1MHz rather than 100kHz in order to increase the measurement speed.
2. The display line shown in the following plots denotes the limit at 20dB below the fundamental emission level measured in a 100kHz bandwidth. However, since the traces in the following plots are measured with a 1MHz RBW, the display line may not necessarily appear to be 20dB below the level of the fundamental in a 1MHz bandwidth.
3. For plots showing conducted spurious emissions near the limit, the frequencies were investigated with a reduced RBW to ensure that no emissions were present.
4. The conducted spurious emissions were measured to relative limits. Therefore, in accordance with ANSI C63.10-2013 and KDB 662911 D01 v02r01 Section E)3)b), it was unnecessary to show compliance through the summation of test results of the individual outputs.
5. All antenna configurations were investigated and only the worst case is reported.

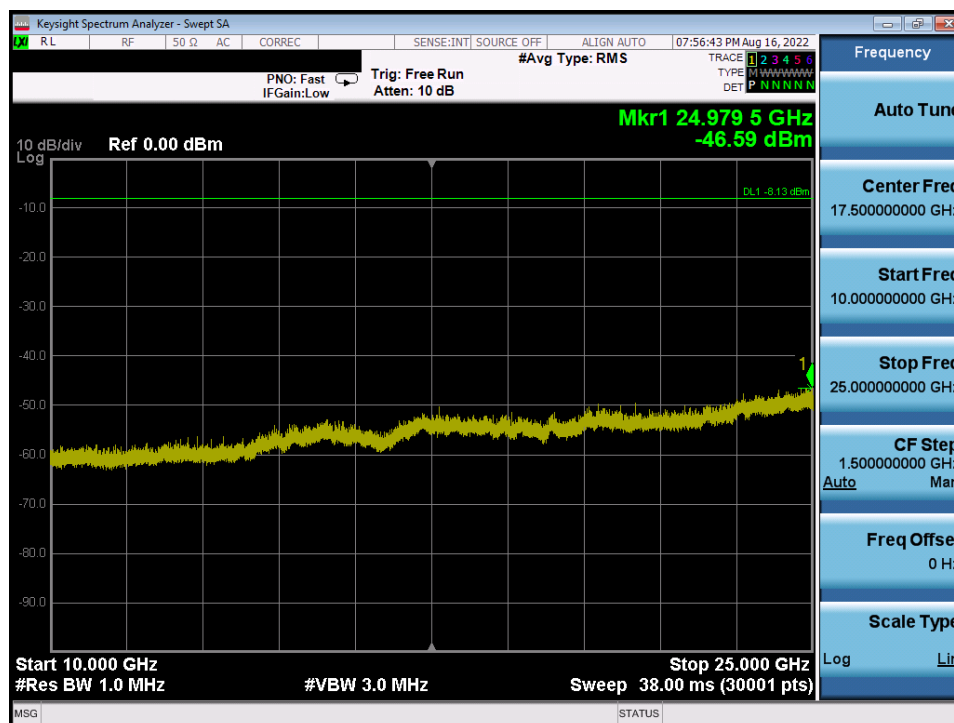
FCC ID: BCGA2436 IC: 579C-A2436		MEASUREMENT REPORT (CERTIFICATION)	Approved by: Technical Manager
Test Report S/N: 1C2205090027-01.BCG	Test Dates: 05/30/2022 - 09/26/2022	EUT Type: Tablet Device	Page 272 of 444

V 10.5 12/15/2021

Antenna WF8 Conducted Spurious Emission



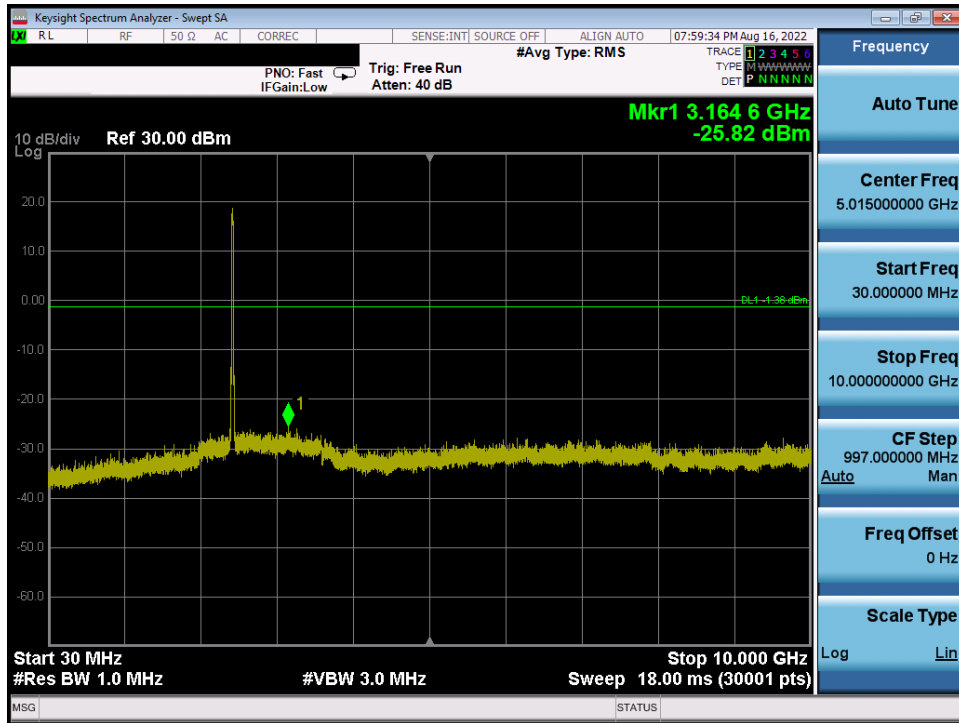
Plot 7-439. Conducted Spurious Plot Antenna WF8 (802.11b – Ch. 1)



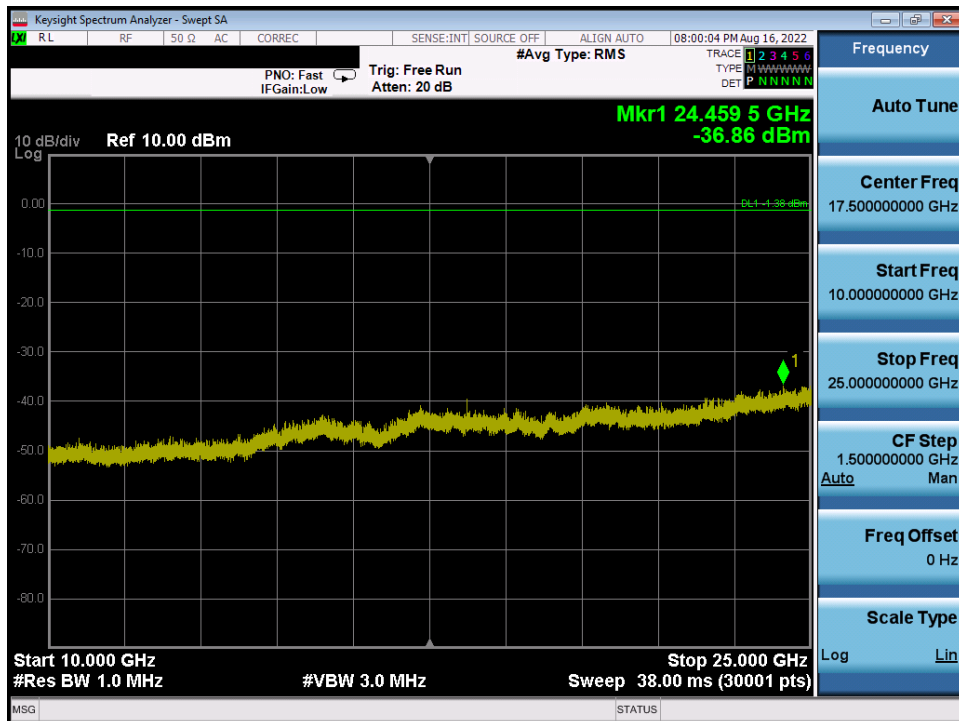
Plot 7-440. Conducted Spurious Plot Antenna WF8 (802.11b – Ch. 1)

FCC ID: BCGA2436 IC: 579C-A2436		MEASUREMENT REPORT (CERTIFICATION)	Approved by: Technical Manager
Test Report S/N: 1C2205090027-01.BCG	Test Dates: 05/30/2022 - 09/26/2022	EUT Type: Tablet Device	Page 273 of 444

V 10.5 12/15/2021



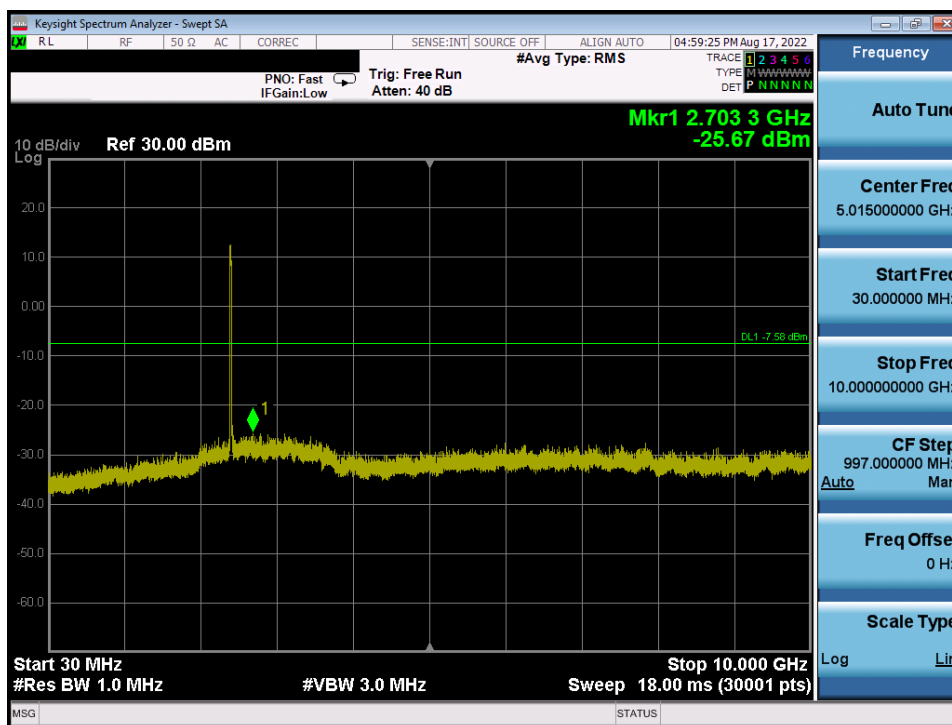
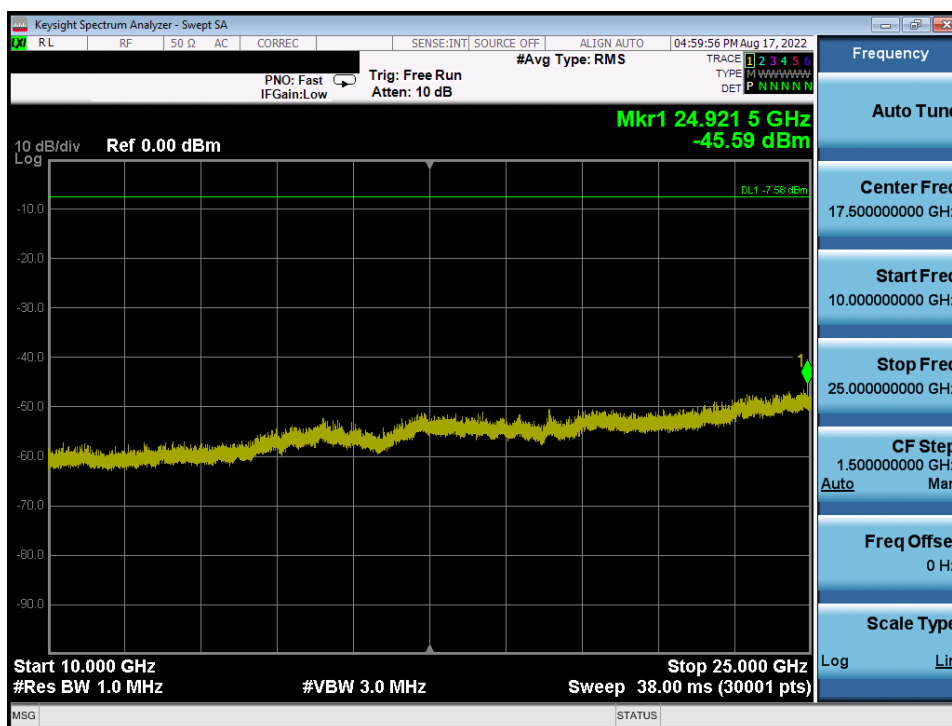
Plot 7-441. Conducted Spurious Plot Antenna WF8 (802.11b – Ch. 6)



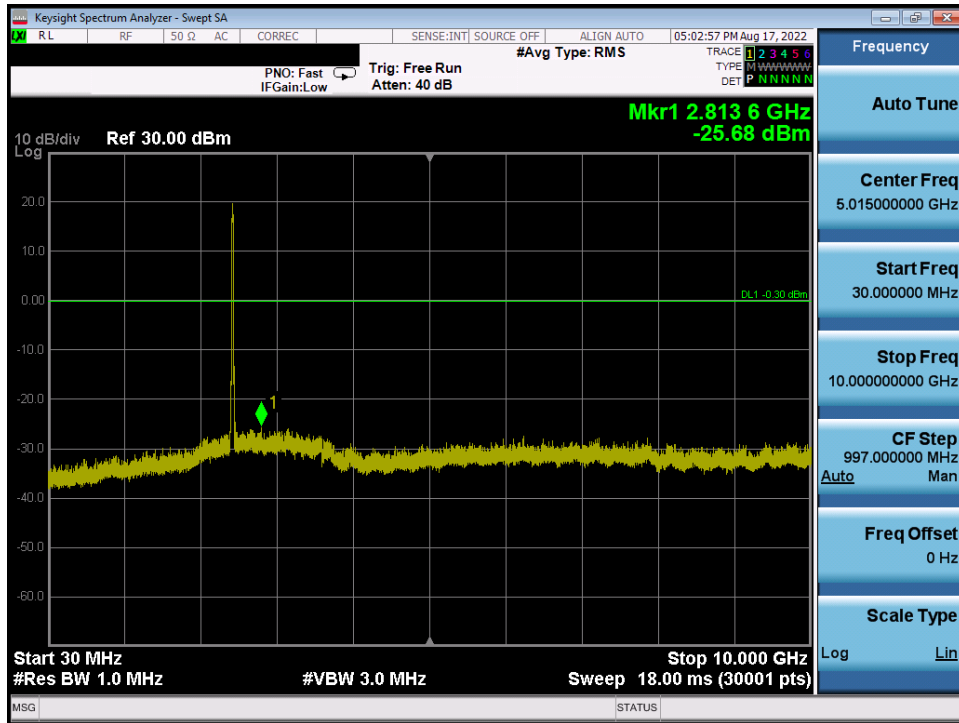
Plot 7-442. Conducted Spurious Plot Antenna WF8 (802.11b – Ch. 6)

FCC ID: BCGA2436 IC: 579C-A2436		MEASUREMENT REPORT (CERTIFICATION)	Approved by: Technical Manager
Test Report S/N: 1C2205090027-01.BCG	Test Dates: 05/30/2022 - 09/26/2022	EUT Type: Tablet Device	Page 274 of 444

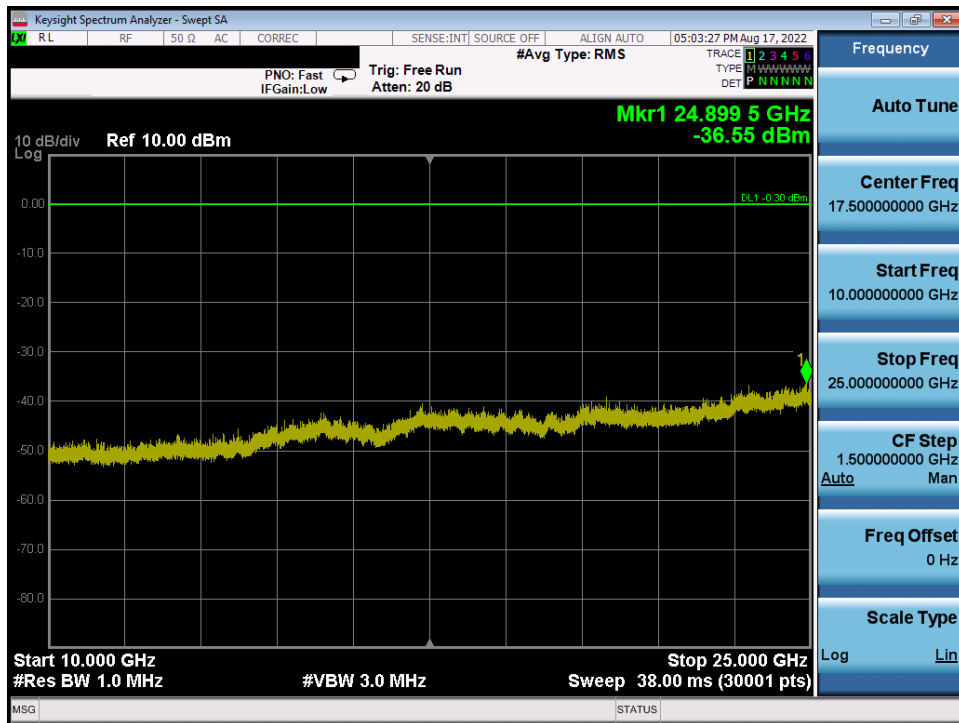
Antenna WF7 Conducted Spurious Emissions

**Plot 7-445. Conducted Spurious Plot Antenna WF7 (802.11b – Ch. 1)****Plot 7-446. Conducted Spurious Plot Antenna WF7 (802.11b – Ch. 1)**

FCC ID: BCGA2436 IC: 579C-A2436	 MEASUREMENT REPORT (CERTIFICATION)		Approved by: Technical Manager
Test Report S/N: 1C2205090027-01.BCG	Test Dates: 05/30/2022 - 09/26/2022	EUT Type: Tablet Device	Page 276 of 444



Plot 7-447. Conducted Spurious Plot Antenna WF7 (802.11b – Ch. 6)



Plot 7-448. Conducted Spurious Plot Antenna WF7 (802.11b – Ch. 6)

FCC ID: BCGA2436 IC: 579C-A2436		MEASUREMENT REPORT (CERTIFICATION)	Approved by: Technical Manager
Test Report S/N: 1C2205090027-01.BCG	Test Dates: 05/30/2022 - 09/26/2022	EUT Type: Tablet Device	Page 277 of 444

7.7 Radiated Spurious Emissions – Above 1 GHz

§15.247(d) §15.205 & §15.209; RSS-Gen [8.9]

Test Overview and Limit

All out of band radiated spurious emissions are measured with a spectrum analyzer connected to a receive antenna while the EUT is operating at its maximum duty cycle, at maximum power, and at the appropriate frequencies. All data rates and modes were investigated for radiated spurious emissions. Only the radiated emissions of the configuration that produced the worst case emissions are reported in this section.

All out of band emissions appearing in a restricted band as specified in Section 15.205 of the Title 47 CFR and Table 7 of RSS-Gen (8.10) must not exceed the limits shown in Table 7-47 per Section 15.209 and RSS-Gen (8.9).

Frequency	Field Strength [$\mu\text{V/m}$]	Measured Distance [Meters]
Above 960.0 MHz	500	3

Table 7-47. Radiated Limits

Test Procedures Used

ANSI C63.10-2013 – Subclause 6.6.4.3
KDB 558074 D01 v05r02 – Sections 8.6, 8.7

Test Settings

Average Field Strength Measurements

1. Analyzer center frequency was set to the frequency of the radiated spurious emission of interest
2. RBW = 1MHz
3. VBW = 3MHz
4. Detector = power average (RMS)
5. Number of measurement points = 1001 (Number of points must be $\geq 2 \times \text{span/RBW}$)
6. Sweep time = auto
7. Trace (RMS) averaging was performed over at least 100 traces

Peak Field Strength Measurements

1. Analyzer center frequency was set to the frequency of the radiated spurious emission of interest
2. RBW = 1MHz
3. VBW = 3MHz
4. Detector = peak
5. Sweep time = auto couple
6. Trace mode = max hold
7. Trace was allowed to stabilize

FCC ID: BCGA2436 IC: 579C-A2436		MEASUREMENT REPORT (CERTIFICATION)	Approved by: Technical Manager
Test Report S/N: 1C2205090027-01.BCG	Test Dates: 05/30/2022 - 09/26/2022	EUT Type: Tablet Device	Page 279 of 444

V 10.5 12/15/2021

Test Setup

The EUT and measurement equipment were set up as shown in the diagram below.

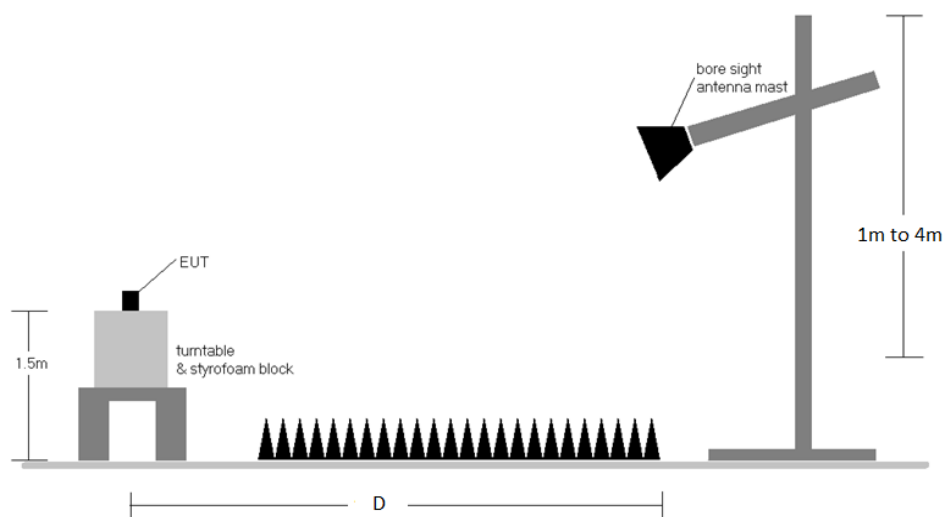


Figure 7-6. Radiated Measurement Setup

Test Notes

1. The optional test procedures for antenna port conducted measurements of unwanted emissions per the guidance of KDB 558074 D01 v05r02 were not used to evaluate this device for compliance to radiated limits. All Radiated Spurious Emissions levels were measured in a radiated test setup.
2. All emissions lying in restricted bands specified in Section 15.205 and Section 8.10 of RSS-Gen are below the limit shown in Table 7-47.
3. The antenna is manipulated through typical positions, polarity and length during the tests. The EUT is manipulated through three orthogonal planes.
4. This unit was tested with its standard battery.
5. The spectrum is measured from 9kHz to the 10th harmonic of the fundamental frequency of the transmitter using CISPR quasi peak detector below 1GHz. Above 1 GHz, average and peak measurements were taken using linearly polarized horn antennas.
6. D is the measurement test distance and emissions 1-18GHz were measured at a 3 meters test distance while emissions above 18GHz were measured at a 1 meter test distance with the application of a distance correction factor.
7. The wide spectrum spurious emissions plots shown on the following pages are used only for the purpose of emission identification. Any emissions found to be within 20dB of the limit are fully investigated and the results are shown in this section.
8. The "-" shown in the following RSE tables are used to denote a noise floor measurement.
9. All antenna configurations were investigated and only the worst case is reported.
10. The unit was tested with all possible modes and only the highest emission is reported.

FCC ID: BCGA2436 IC: 579C-A2436		MEASUREMENT REPORT (CERTIFICATION)	Approved by: Technical Manager
Test Report S/N: 1C2205090027-01.BCG	Test Dates: 05/30/2022 - 09/26/2022	EUT Type: Tablet Device	Page 280 of 444

V 10.5 12/15/2021

Sample Calculations

Determining Spurious Emissions Levels

- Field Strength Level $_{[dB\mu V/m]} = \text{Analyzer Level}_{[dBm]} + 107 + \text{AFCL}_{[dB/m]}$
- $\text{AFCL}_{[dB/m]} = \text{Antenna Factor}_{[dB/m]} + \text{Cable Loss}_{[dB]} - \text{Preamplifier Gain}_{[dB]}$
- $\text{Margin}_{[dB]} = \text{Field Strength Level}_{[dB\mu V/m]} - \text{Limit}_{[dB\mu V/m]}$

Radiated Band Edge Measurement Offset

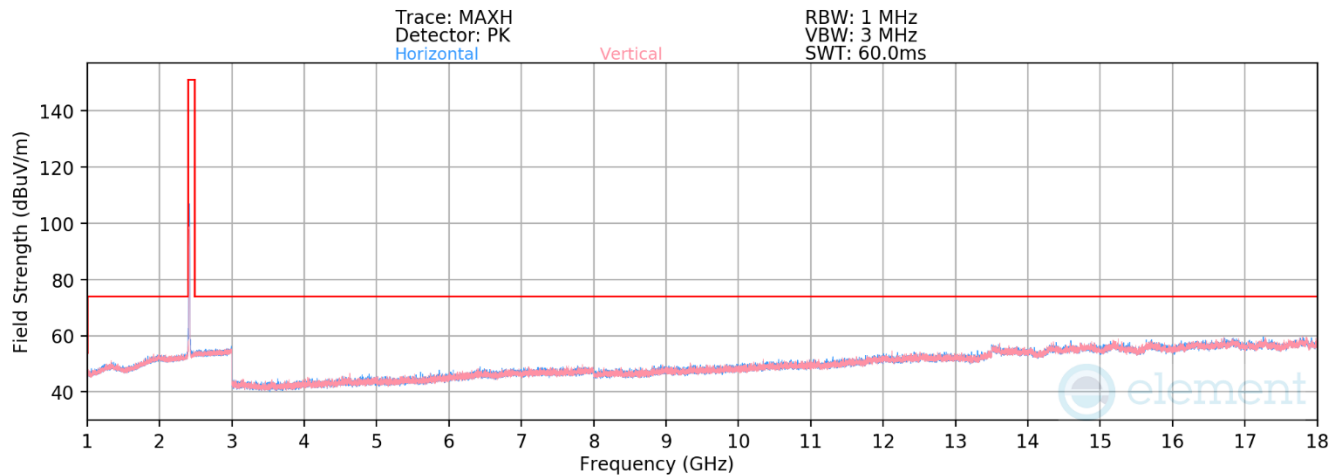
- The amplitude offset shown in the radiated restricted band edge plots in Section 7.7.4 was calculated using the formula:
Offset (dB) = (Antenna Factor + Cable Loss + Attenuator) – Preamplifier Gain

FCC ID: BCGA2436 IC: 579C-A2436	 MEASUREMENT REPORT (CERTIFICATION)		Approved by: Technical Manager
Test Report S/N: 1C2205090027-01.BCG	Test Dates: 05/30/2022 - 09/26/2022	EUT Type: Tablet Device	Page 281 of 444

V 10.5 12/15/2021

7.7.1 Antenna WF8 Radiated Spurious Emission Measurements

§15.247(d) §15.205 & §15.209; RSS-Gen [8.9]



Plot 7-451. Radiated Spurious Emissions above 1GHz Antenna WF8 (802.11b – Ch. 1)

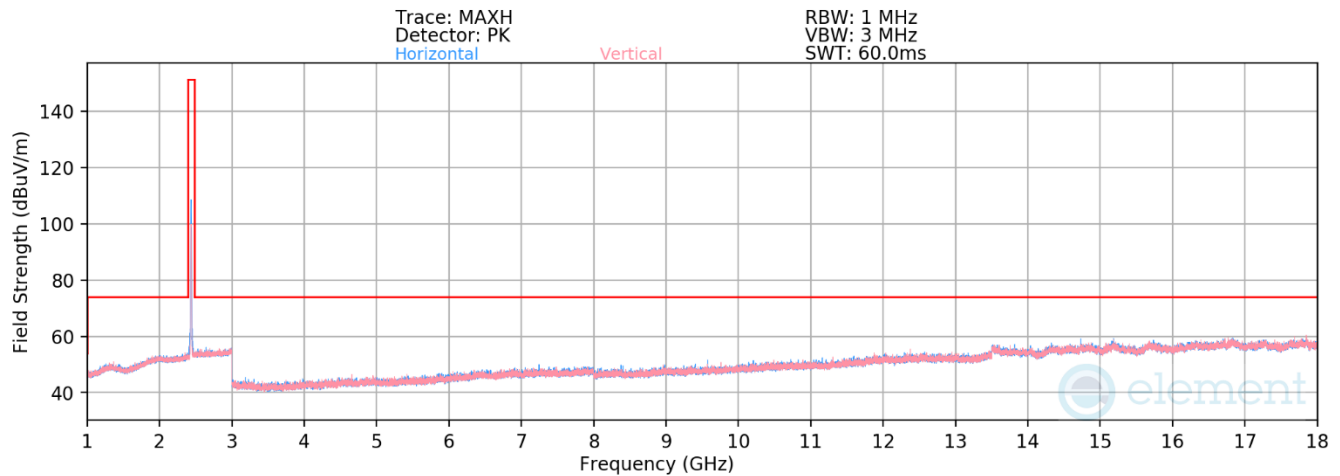
Mode:	802.11b
Data Rate:	11Mbps
Distance of Measurements:	3 Meters
Operating Frequency:	2412MHz
Channel:	01

Frequency [MHz]	Detector	Ant. Pol. [H/V]	Antenna Height [cm]	Turntable Azimuth [degree]	Analyzer Level [dBm]	AFCL [dB/m]	Field Strength [dBμV/m]	Limit [dBμV/m]	Margin [dB]
4824.00	Avg	H	-	-	-79.68	6.96	34.28	53.98	-19.70
4824.00	Peak	H	-	-	-68.60	6.96	45.36	73.98	-28.62
12060.00	Avg	H	-	-	-82.47	17.91	42.44	53.98	-11.53
12060.00	Peak	H	-	-	-70.95	17.91	53.96	73.98	-20.01

Table 7-48. Radiated Measurements Antenna WF8

FCC ID: BCGA2436 IC: 579C-A2436		MEASUREMENT REPORT (CERTIFICATION)	Approved by: Technical Manager
Test Report S/N: 1C2205090027-01.BCG	Test Dates: 05/30/2022 - 09/26/2022	EUT Type: Tablet Device	Page 282 of 444

V 10.5 12/15/2021



Plot 7-452. Radiated Spurious Emissions above 1GHz Antenna WF8 (802.11b – Ch. 6)

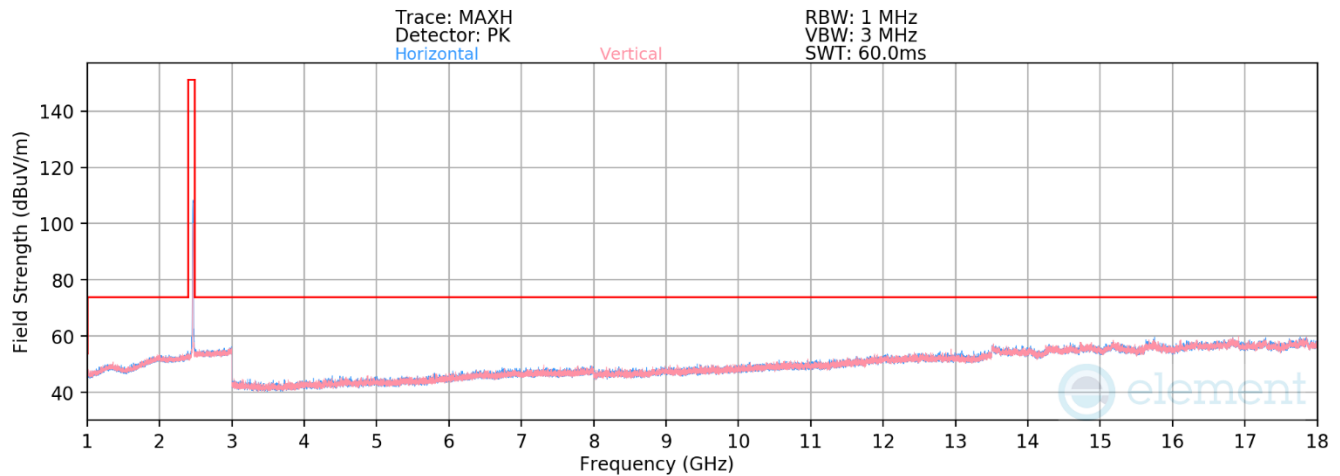
Mode: 802.11b
Data Rate: 11Mbps
Distance of Measurements: 3 Meters
Operating Frequency: 2437MHz
Channel: 06

Frequency [MHz]	Detector	Ant. Pol. [H/V]	Antenna Height [cm]	Turntable Azimuth [degree]	Analyzer Level [dBm]	AFCL [dB/m]	Field Strength [dBμV/m]	Limit [dBμV/m]	Margin [dB]
4874.00	Avg	H	-	-	-79.75	7.77	35.02	53.98	-18.96
4874.00	Peak	H	-	-	-67.83	7.77	46.94	73.98	-27.04
7311.00	Avg	H	-	-	-80.15	10.55	37.40	53.98	-16.58
7311.00	Peak	H	-	-	-68.69	10.55	48.86	73.98	-25.12
12185.00	Avg	H	-	-	-82.19	17.58	42.39	53.98	-11.59
12185.00	Peak	H	-	-	-70.51	17.58	54.07	73.98	-19.91

Table 7-49. Radiated Measurements Antenna WF8

FCC ID: BCGA2436 IC: 579C-A2436		MEASUREMENT REPORT (CERTIFICATION)	Approved by: Technical Manager
Test Report S/N: 1C2205090027-01.BCG	Test Dates: 05/30/2022 - 09/26/2022	EUT Type: Tablet Device	Page 283 of 444

V 10.5 12/15/2021



Plot 7-453. Radiated Spurious Emissions above 1GHz Antenna WF8 (802.11b – Ch. 11)

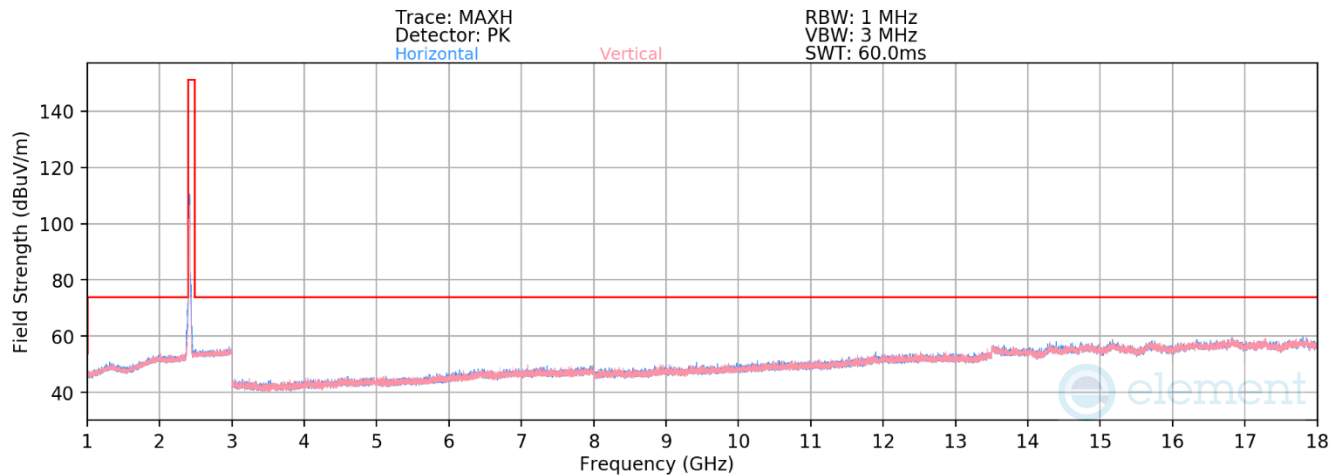
Mode: 802.11b
Data Rate: 11Mbps
Distance of Measurements: 3 Meters
Operating Frequency: 2462MHz
Channel: 11

Frequency [MHz]	Detector	Ant. Pol. [H/V]	Antenna Height [cm]	Turntable Azimuth [degree]	Analyzer Level [dBm]	AFCL [dB/m]	Field Strength [dBμV/m]	Limit [dBμV/m]	Margin [dB]
4924.00	Avg	H	-	-	-79.58	7.30	34.72	53.98	-19.25
4924.00	Peak	H	-	-	-67.84	7.30	46.46	73.98	-27.51
7386.00	Avg	H	-	-	-80.06	10.46	37.40	53.98	-16.58
7386.00	Peak	H	-	-	-69.02	10.46	48.44	73.98	-25.54
12310.00	Avg	H	-	-	-82.56	18.12	42.56	53.98	-11.42
12310.00	Peak	H	-	-	-70.23	18.12	54.89	73.98	-19.09

Table 7-50. Radiated Measurements Antenna WF8

FCC ID: BCGA2436 IC: 579C-A2436		MEASUREMENT REPORT (CERTIFICATION)	Approved by: Technical Manager
Test Report S/N: 1C2205090027-01.BCG	Test Dates: 05/30/2022 - 09/26/2022	EUT Type: Tablet Device	Page 284 of 444

V 10.5 12/15/2021



Plot 7-454. Radiated Spurious Emissions above 1GHz Antenna WF8 (802.11ax (SU) – Ch. 1)

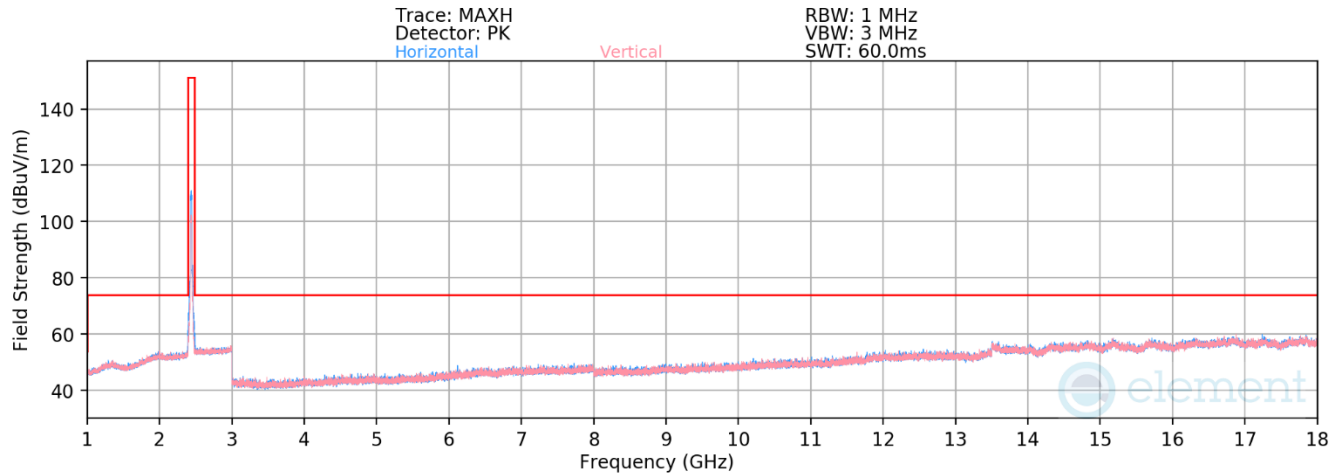
Mode: 802.11ax (SU)
Data Rate: MCS5
Distance of Measurements: 3 Meters
Operating Frequency: 2412MHz
Channel: 01

Frequency [MHz]	Detector	Ant. Pol. [H/V]	Antenna Height [cm]	Turntable Azimuth [degree]	Analyzer Level [dBm]	AFCL [dB/m]	Field Strength [dBμV/m]	Limit [dBμV/m]	Margin [dB]
4824.00	Avg	H	-	-	-79.76	6.96	34.20	53.98	-19.78
4824.00	Peak	H	-	-	-67.84	6.96	46.12	73.98	-27.86
12060.00	Avg	H	-	-	-82.66	17.91	42.25	53.98	-11.72
12060.00	Peak	H	-	-	-71.24	17.91	53.67	73.98	-20.30

Table 7-51. Radiated Measurements Antenna WF8

FCC ID: BCGA2436 IC: 579C-A2436	 MEASUREMENT REPORT (CERTIFICATION)		Approved by: Technical Manager
Test Report S/N: 1C2205090027-01.BCG	Test Dates: 05/30/2022 - 09/26/2022	EUT Type: Tablet Device	Page 285 of 444

V 10.5 12/15/2021



Plot 7-455. Radiated Spurious Emissions above 1GHz Antenna WF8 (802.11ax (SU) – Ch. 6)

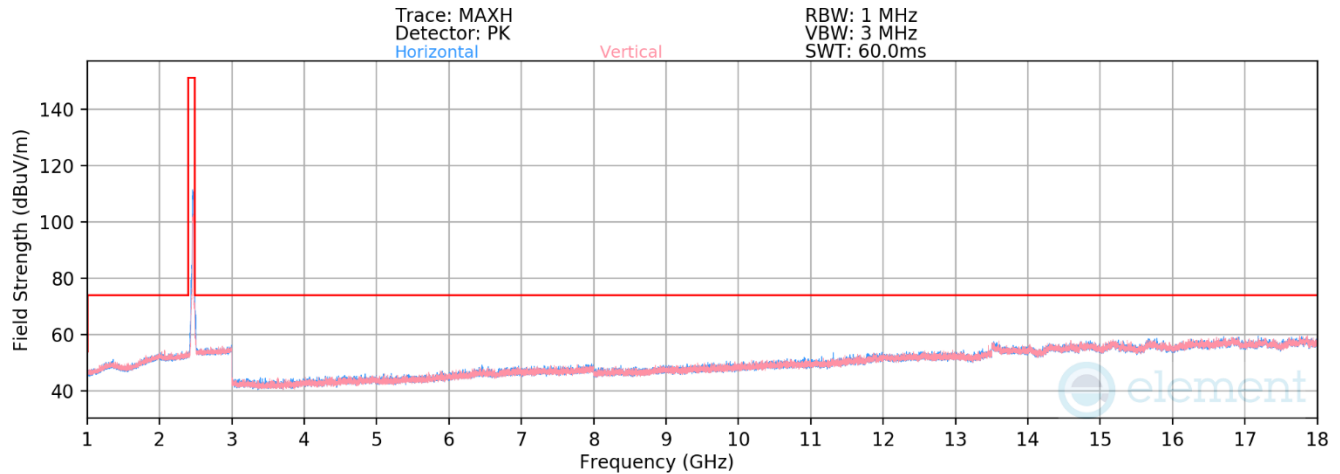
Mode: 802.11ax (SU)
Data Rate: MCS5
Distance of Measurements: 3 Meters
Operating Frequency: 2437MHz
Channel: 06

Frequency [MHz]	Detector	Ant. Pol. [H/V]	Antenna Height [cm]	Turntable Azimuth [degree]	Analyzer Level [dBm]	AFCL [dB/m]	Field Strength [dBμV/m]	Limit [dBμV/m]	Margin [dB]
4874.00	Avg	H	-	-	-79.93	7.77	34.84	53.98	-19.14
4874.00	Peak	H	-	-	-68.24	7.77	46.53	73.98	-27.45
7311.00	Avg	H	-	-	-80.07	10.55	37.48	53.98	-16.50
7311.00	Peak	H	-	-	-68.52	10.55	49.03	73.98	-24.95
12185.00	Avg	H	-	-	-82.22	17.58	42.36	53.98	-11.62
12185.00	Peak	H	-	-	-71.03	17.58	53.55	73.98	-20.43

Table 7-52. Radiated Measurements Antenna WF8

FCC ID: BCGA2436 IC: 579C-A2436		MEASUREMENT REPORT (CERTIFICATION)	Approved by: Technical Manager
Test Report S/N: 1C2205090027-01.BCG	Test Dates: 05/30/2022 - 09/26/2022	EUT Type: Tablet Device	Page 286 of 444

V 10.5 12/15/2021



Plot 7-456. Radiated Spurious Emissions above 1GHz Antenna WF8 (802.11ax (SU) – Ch. 11)

Mode: 802.11ax (SU)
Data Rate: MCS5
Distance of Measurements: 3 Meters
Operating Frequency: 2462MHz
Channel: 11

Frequency [MHz]	Detector	Ant. Pol. [H/V]	Antenna Height [cm]	Turntable Azimuth [degree]	Analyzer Level [dBm]	AFCL [dB/m]	Field Strength [dBuV/m]	Limit [dBuV/m]	Margin [dB]
4924.00	Avg	H	-	-	-79.54	7.30	34.76	53.98	-19.21
4924.00	Peak	H	-	-	-67.95	7.30	46.35	73.98	-27.62
7386.00	Avg	H	-	-	-80.13	10.46	37.33	53.98	-16.65
7386.00	Peak	H	-	-	-68.43	10.46	49.03	73.98	-24.95
12310.00	Avg	H	-	-	-82.61	18.12	42.51	53.98	-11.47
12310.00	Peak	H	-	-	-71.20	18.12	53.92	73.98	-20.06

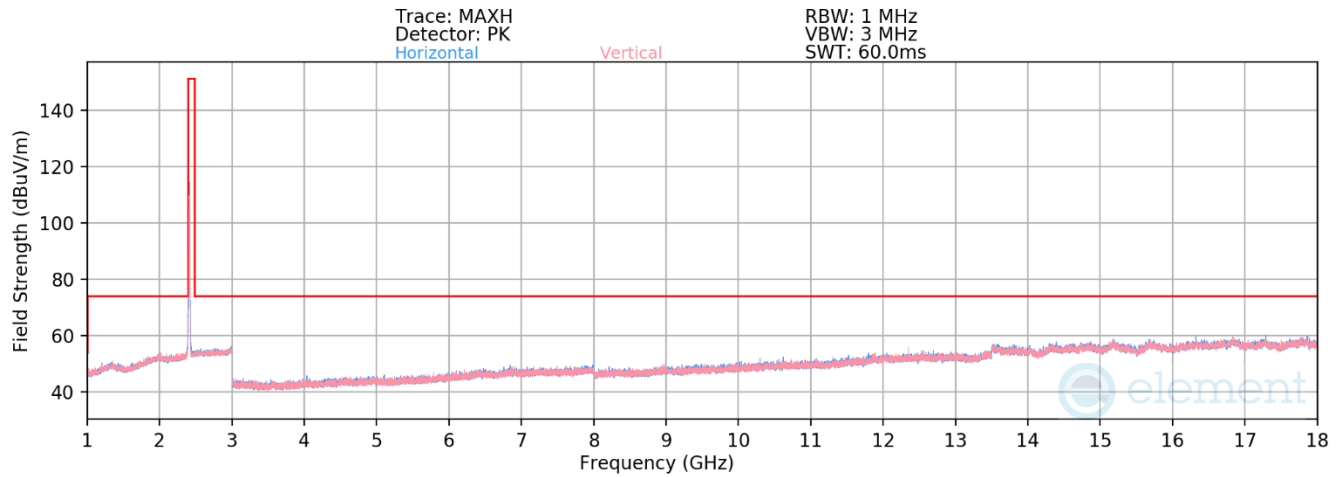
Table 7-53. Radiated Measurements Antenna WF8

FCC ID: BCGA2436 IC: 579C-A2436		MEASUREMENT REPORT (CERTIFICATION)	Approved by: Technical Manager
Test Report S/N: 1C2205090027-01.BCG	Test Dates: 05/30/2022 - 09/26/2022	EUT Type: Tablet Device	Page 287 of 444

V 10.5 12/15/2021

7.7.2 Antenna WF7 Radiated Spurious Emission Measurements

§15.247(d) §15.205 & §15.209; RSS-Gen [8.9]



Plot 7-457. Radiated Spurious Emissions above 1GHz Antenna WF7 (802.11b – Ch. 1)

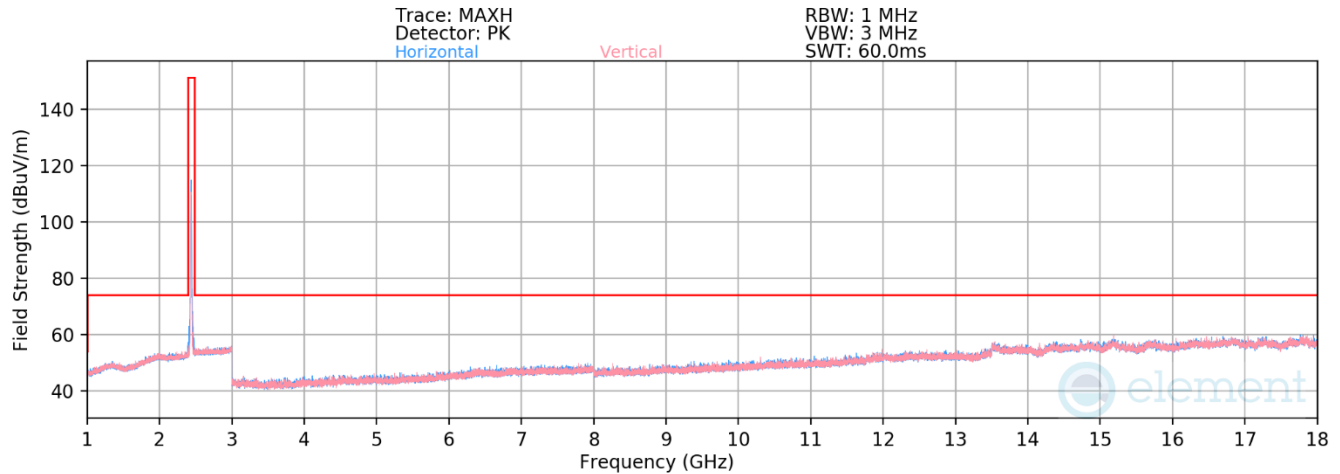
Mode:	802.11b
Data Rate:	11Mbps
Distance of Measurements:	3 Meters
Operating Frequency:	2412MHz
Channel:	01

Frequency [MHz]	Detector	Ant. Pol. [H/V]	Antenna Height [cm]	Turntable Azimuth [degree]	Analyzer Level [dBm]	AFCL [dB/m]	Field Strength [dBuV/m]	Limit [dBuV/m]	Margin [dB]
4824.00	Avg	H	-	-	-78.57	6.96	35.39	53.98	-18.59
4824.00	Peak	H	-	-	-68.01	6.96	45.95	73.98	-28.03
12060.00	Avg	H	-	-	-82.51	17.91	42.40	53.98	-11.57
12060.00	Peak	H	-	-	-71.36	17.91	53.55	73.98	-20.42

Table 7-54. Radiated Measurements Antenna WF7

FCC ID: BCGA2436 IC: 579C-A2436		MEASUREMENT REPORT (CERTIFICATION)		Approved by: Technical Manager
Test Report S/N: 1C2205090027-01.BCG	Test Dates: 05/30/2022 - 09/26/2022	EUT Type: Tablet Device		Page 288 of 444

V 10.5 12/15/2021



Plot 7-458. Radiated Spurious Emissions above 1GHz Antenna WF7 (802.11b – Ch. 6)

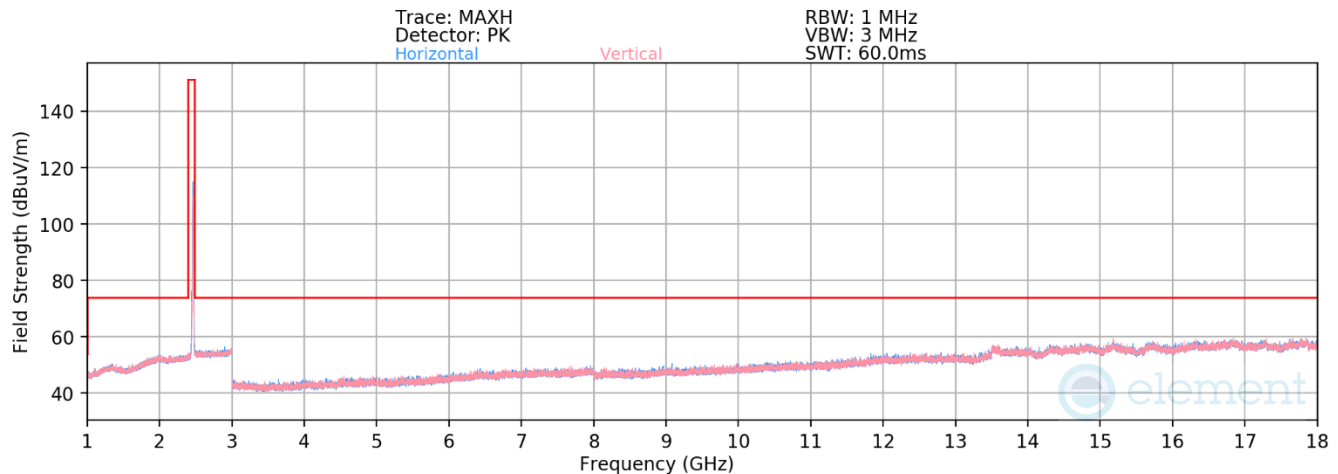
Mode: 802.11b
Data Rate: 11Mbps
Distance of Measurements: 3 Meters
Operating Frequency: 2437MHz
Channel: 06

Frequency [MHz]	Detector	Ant. Pol. [H/V]	Antenna Height [cm]	Turntable Azimuth [degree]	Analyzer Level [dBm]	AFCL [dB/m]	Field Strength [dBμV/m]	Limit [dBμV/m]	Margin [dB]
4874.00	Avg	H	-	-	-79.75	7.77	35.02	53.98	-18.96
4874.00	Peak	H	-	-	-68.37	7.77	46.40	73.98	-27.58
7311.00	Avg	H	-	-	-80.28	10.55	37.27	53.98	-16.71
7311.00	Peak	H	-	-	-68.59	10.55	48.96	73.98	-25.02
12185.00	Avg	H	-	-	-82.29	17.58	42.29	53.98	-11.69
12185.00	Peak	H	-	-	-70.68	17.58	53.90	73.98	-20.08

Table 7-55. Radiated Measurements Antenna WF7

FCC ID: BCGA2436 IC: 579C-A2436		MEASUREMENT REPORT (CERTIFICATION)	Approved by: Technical Manager
Test Report S/N: 1C2205090027-01.BCG	Test Dates: 05/30/2022 - 09/26/2022	EUT Type: Tablet Device	Page 289 of 444

V 10.5 12/15/2021



Plot 7-459. Radiated Spurious Emissions above 1GHz Antenna WF7 (802.11b – Ch. 11)

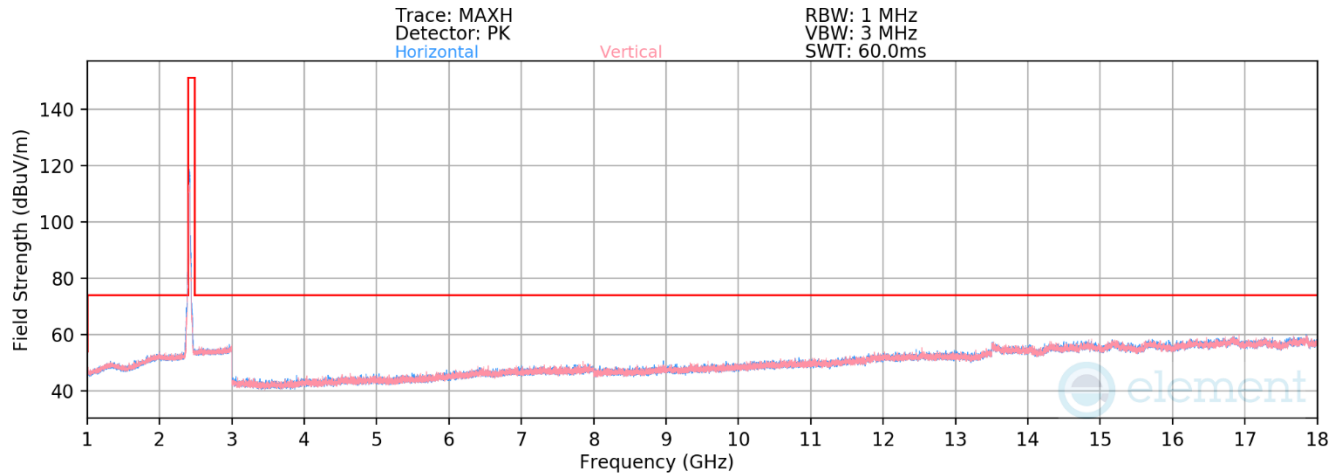
Mode: 802.11b
Data Rate: 11Mbps
Distance of Measurements: 3 Meters
Operating Frequency: 2462MHz
Channel: 11

Frequency [MHz]	Detector	Ant. Pol. [H/V]	Antenna Height [cm]	Turntable Azimuth [degree]	Analyzer Level [dBm]	AFCL [dB/m]	Field Strength [dBμV/m]	Limit [dBμV/m]	Margin [dB]
4924.00	Avg	H	-	-	-79.82	7.30	34.48	53.98	-19.49
4924.00	Peak	H	-	-	-68.44	7.30	45.86	73.98	-28.11
7386.00	Avg	H	-	-	-80.26	10.46	37.20	53.98	-16.78
7386.00	Peak	H	-	-	-68.84	10.46	48.62	73.98	-25.36
12310.00	Avg	H	-	-	-82.43	18.12	42.69	53.98	-11.29
12310.00	Peak	H	-	-	-70.97	18.12	54.15	73.98	-19.83

Table 7-56. Radiated Measurements Antenna WF7

FCC ID: BCGA2436 IC: 579C-A2436		MEASUREMENT REPORT (CERTIFICATION)	Approved by: Technical Manager
Test Report S/N: 1C2205090027-01.BCG	Test Dates: 05/30/2022 - 09/26/2022	EUT Type: Tablet Device	Page 290 of 444

V 10.5 12/15/2021



Plot 7-460. Radiated Spurious Emissions above 1GHz Antenna WF7 (802.11ax (SU) – Ch. 1)

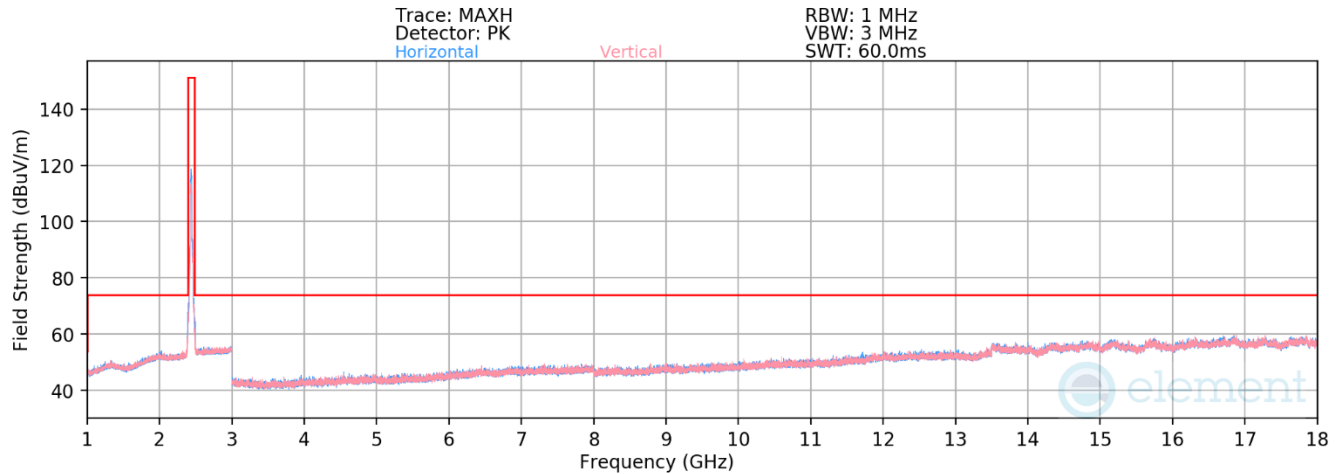
Mode: 802.11ax (SU)
Data Rate: MCS5
Distance of Measurements: 3 Meters
Operating Frequency: 2412MHz
Channel: 01

Frequency [MHz]	Detector	Ant. Pol. [H/V]	Antenna Height [cm]	Turntable Azimuth [degree]	Analyzer Level [dBm]	AFCL [dB/m]	Field Strength [dBμV/m]	Limit [dBμV/m]	Margin [dB]
4824.00	Avg	H	-	-	-79.64	6.96	34.32	53.98	-19.66
4824.00	Peak	H	-	-	-68.02	6.96	45.94	73.98	-28.04
12060.00	Avg	H	-	-	-82.59	17.91	42.32	53.98	-11.65
12060.00	Peak	H	-	-	-70.51	17.91	54.40	73.98	-19.57

Table 7-57. Radiated Measurements Antenna WF7

FCC ID: BCGA2436 IC: 579C-A2436		MEASUREMENT REPORT (CERTIFICATION)	Approved by: Technical Manager
Test Report S/N: 1C2205090027-01.BCG	Test Dates: 05/30/2022 - 09/26/2022	EUT Type: Tablet Device	Page 291 of 444

V 10.5 12/15/2021



Plot 7-461. Radiated Spurious Emissions above 1GHz Antenna WF7 (802.11ax (SU) – Ch. 6)

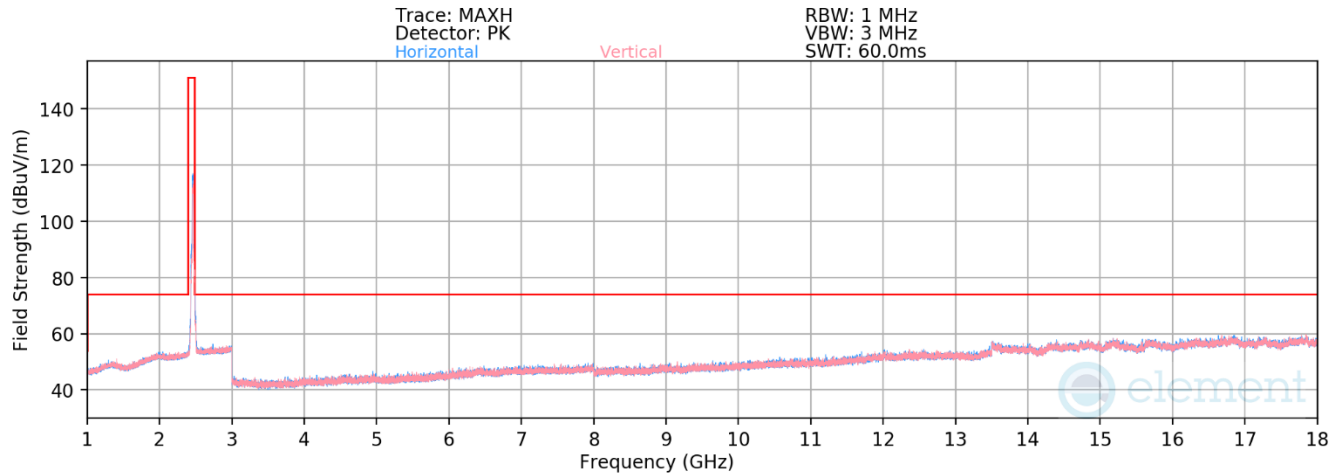
Mode: 802.11ax (SU)
Data Rate: MCS5
Distance of Measurements: 3 Meters
Operating Frequency: 2437MHz
Channel: 06

Frequency [MHz]	Detector	Ant. Pol. [H/V]	Antenna Height [cm]	Turntable Azimuth [degree]	Analyzer Level [dBm]	AFCL [dB/m]	Field Strength [dBuV/m]	Limit [dBuV/m]	Margin [dB]
4874.00	Avg	H	-	-	-79.59	7.77	35.18	53.98	-18.80
4874.00	Peak	H	-	-	-68.40	7.77	46.37	73.98	-27.61
7311.00	Avg	H	-	-	-80.32	10.55	37.23	53.98	-16.75
7311.00	Peak	H	-	-	-69.13	10.55	48.42	73.98	-25.56
12185.00	Avg	H	-	-	-82.09	17.58	42.49	53.98	-11.49
12185.00	Peak	H	-	-	-70.71	17.58	53.87	73.98	-20.11

Table 7-58. Radiated Measurements Antenna WF7

FCC ID: BCGA2436 IC: 579C-A2436		MEASUREMENT REPORT (CERTIFICATION)	Approved by: Technical Manager
Test Report S/N: 1C2205090027-01.BCG	Test Dates: 05/30/2022 - 09/26/2022	EUT Type: Tablet Device	Page 292 of 444

V 10.5 12/15/2021



Plot 7-462. Radiated Spurious Emissions above 1GHz Antenna WF7 (802.11ax (SU) – Ch. 11)

Mode: 802.11ax (SU)
Data Rate: MCS5
Distance of Measurements: 3 Meters
Operating Frequency: 2462MHz
Channel: 11

Frequency [MHz]	Detector	Ant. Pol. [H/V]	Antenna Height [cm]	Turntable Azimuth [degree]	Analyzer Level [dBm]	AFCL [dB/m]	Field Strength [dBμV/m]	Limit [dBμV/m]	Margin [dB]
4924.00	Avg	H	-	-	-79.77	7.30	34.53	53.98	-19.44
4924.00	Peak	H	-	-	-68.09	7.30	46.21	73.98	-27.76
7386.00	Avg	H	-	-	-80.06	10.46	37.40	53.98	-16.58
7386.00	Peak	H	-	-	-68.95	10.46	48.51	73.98	-25.47
12310.00	Avg	H	-	-	-82.26	18.12	42.86	53.98	-11.12
12310.00	Peak	H	-	-	-70.80	18.12	54.32	73.98	-19.66

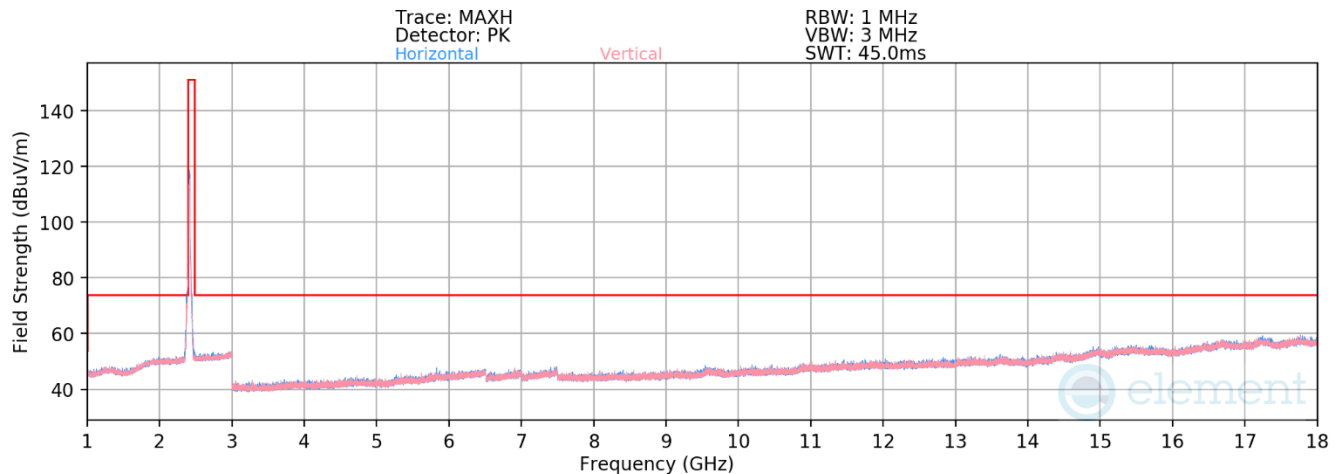
Table 7-59. Radiated Measurements Antenna WF7

FCC ID: BCGA2436 IC: 579C-A2436		MEASUREMENT REPORT (CERTIFICATION)		Approved by: Technical Manager
Test Report S/N: 1C2205090027-01.BCG	Test Dates: 05/30/2022 - 09/26/2022	EUT Type: Tablet Device		Page 293 of 444

V 10.5 12/15/2021

7.7.3 CDD Radiated Spurious Emission Measurements

§15.247(d) §15.205 & §15.209; RSS-Gen [8.9]



Plot 7-463. Radiated Spurious Emissions above 1GHz CDD (802.11n – Ch. 1)

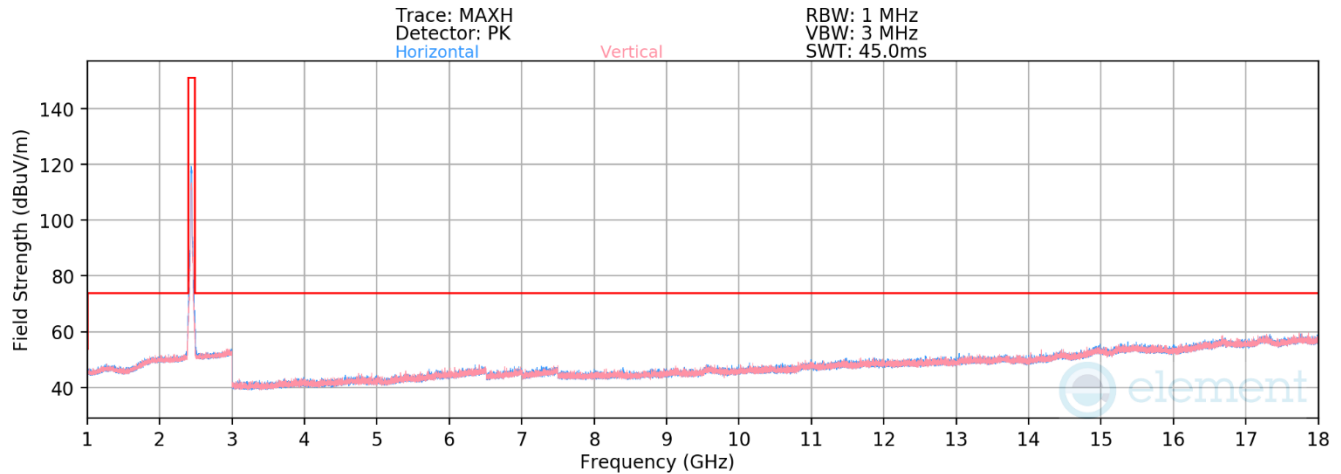
Mode: 802.11n
Data Rate: MCS13
Distance of Measurements: 3 Meters
Operating Frequency: 2412MHz
Channel: 01

Frequency [MHz]	Detector	Ant. Pol. [H/V]	Antenna Height [cm]	Turntable Azimuth [degree]	Analyzer Level [dBm]	AFCL [dB/m]	Field Strength [dBuV/m]	Limit [dBuV/m]	Margin [dB]
4824.00	Avg	H	-	-	-79.21	4.57	32.36	53.98	-21.62
4824.00	Peak	H	-	-	-67.73	4.57	43.84	73.98	-30.14
12060.00	Avg	H	-	-	-81.82	13.23	38.41	53.98	-15.57
12060.00	Peak	H	-	-	-70.21	13.23	50.02	73.98	-23.96

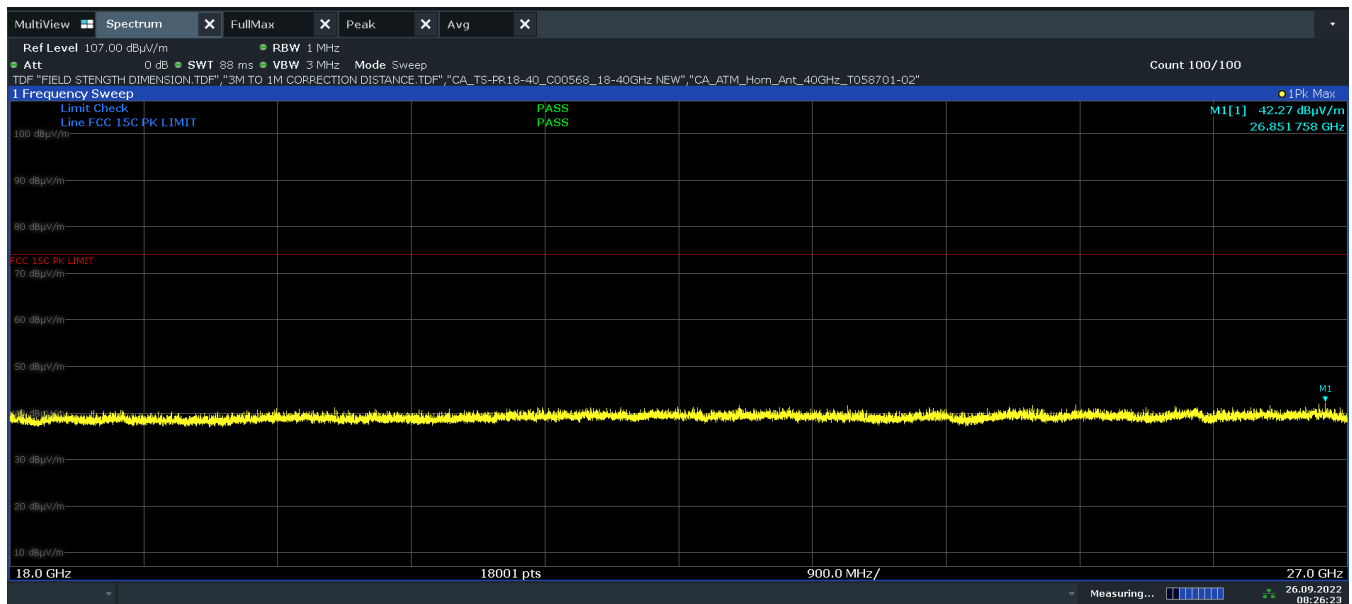
Table 7-60. Radiated Measurements CDD

FCC ID: BCGA2436 IC: 579C-A2436	 MEASUREMENT REPORT (CERTIFICATION)		Approved by: Technical Manager
Test Report S/N: 1C2205090027-01.BCG	Test Dates: 05/30/2022 - 09/26/2022	EUT Type: Tablet Device	Page 294 of 444

V 10.5 12/15/2021



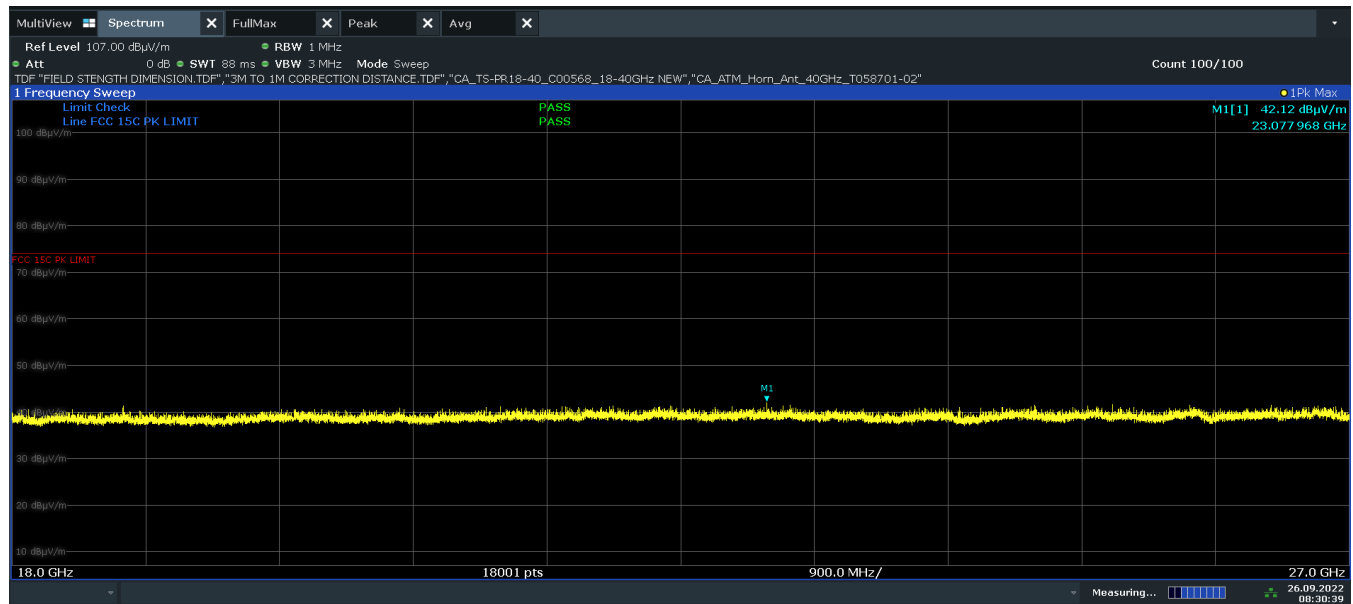
Plot 7-464. Radiated Spurious Emissions above 1GHz CDD (802.11n – Ch. 6)



Plot 7-465. Radiated Spurious Emissions above 18GHz CDD (802.11n – Ch.6, Pol H)

FCC ID: BCGA2436 IC: 579C-A2436		MEASUREMENT REPORT (CERTIFICATION)	Approved by: Technical Manager
Test Report S/N: 1C2205090027-01.BCG	Test Dates: 05/30/2022 - 09/26/2022	EUT Type: Tablet Device	Page 295 of 444

V 10.5 12/15/2021



Plot 7-466. Radiated Spurious Emissions above 18GHz CDD (802.11n – Ch.6, Pol V)

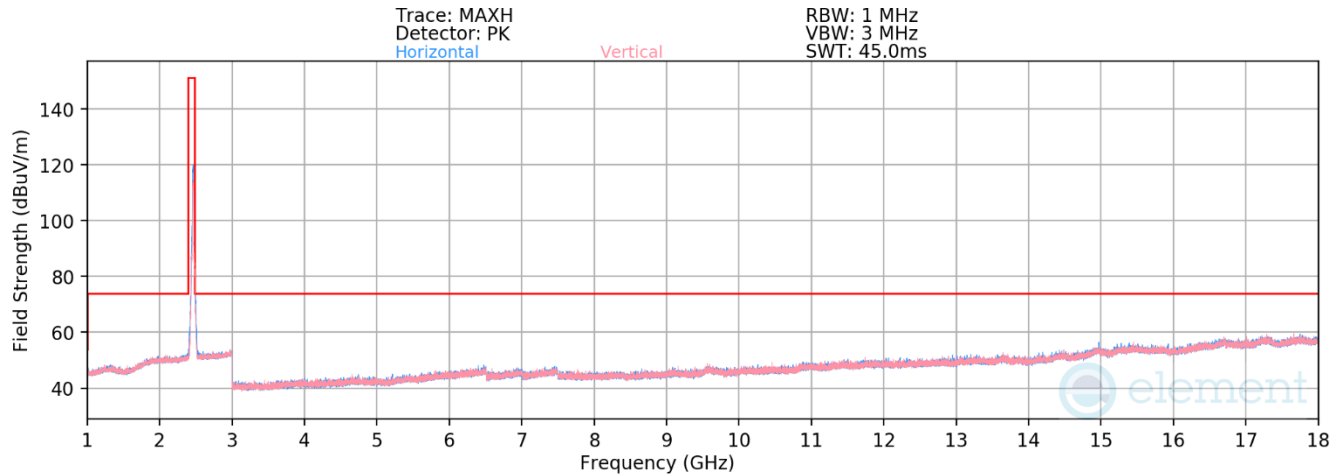
Mode: 802.11n
 Data Rate: MCS13
 Distance of Measurements: 3 Meters
 Operating Frequency: 2437MHz
 Channel: 06

Frequency [MHz]	Detector	Ant. Pol. [H/V]	Antenna Height [cm]	Turntable Azimuth [degree]	Analyzer Level [dBm]	AFCL [dB/m]	Field Strength [dBμV/m]	Limit [dBμV/m]	Margin [dB]
4874.00	Avg	H	-	-	-79.28	4.50	32.22	53.98	-21.76
4874.00	Peak	H	-	-	-67.91	4.50	43.59	73.98	-30.39
7311.00	Avg	H	-	-	-80.20	8.31	35.11	53.98	-18.86
7311.00	Peak	H	-	-	-68.02	8.31	47.29	73.98	-26.68
12185.00	Avg	H	-	-	-81.68	13.27	38.59	53.98	-15.39
12185.00	Peak	H	-	-	-70.56	13.27	49.71	73.98	-24.27

Table 7-61. Radiated Measurements CDD

FCC ID: BCGA2436 IC: 579C-A2436		MEASUREMENT REPORT (CERTIFICATION)	Approved by: Technical Manager
Test Report S/N: 1C2205090027-01.BCG	Test Dates: 05/30/2022 - 09/26/2022	EUT Type: Tablet Device	Page 296 of 444

V 10.5 12/15/2021



Plot 7-467. Radiated Spurious Emissions above 1GHz CDD (802.11n – Ch. 11)

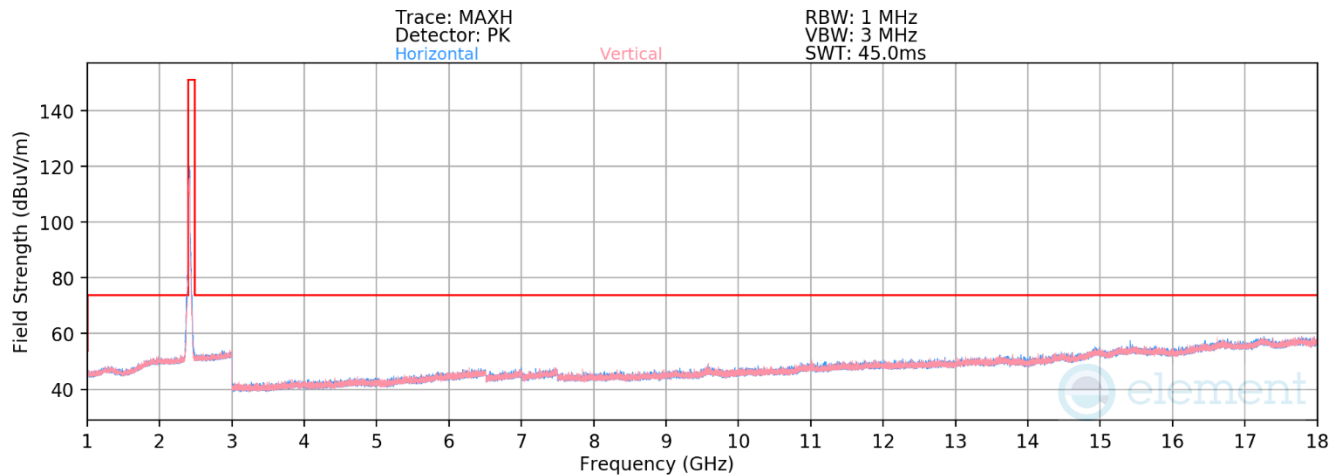
Mode: 802.11n
Data Rate: MCS13
Distance of Measurements: 3 Meters
Operating Frequency: 2462MHz
Channel: 11

Frequency [MHz]	Detector	Ant. Pol. [H/V]	Antenna Height [cm]	Turntable Azimuth [degree]	Analyzer Level [dBm]	AFCL [dB/m]	Field Strength [dBμV/m]	Limit [dBμV/m]	Margin [dB]
4924.00	Avg	H	-	-	-79.45	4.58	32.13	53.98	-21.85
4924.00	Peak	H	-	-	-67.96	4.58	43.62	73.98	-30.36
7386.00	Avg	H	-	-	-80.20	8.41	35.21	53.98	-18.77
7386.00	Peak	H	-	-	-68.65	8.41	46.76	73.98	-27.22
12310.00	Avg	H	-	-	-82.09	13.54	38.45	53.98	-15.53
12310.00	Peak	H	-	-	-70.69	13.54	49.85	73.98	-24.13

Table 7-62. Radiated Measurements CDD

FCC ID: BCGA2436 IC: 579C-A2436		MEASUREMENT REPORT (CERTIFICATION)	Approved by: Technical Manager
Test Report S/N: 1C2205090027-01.BCG	Test Dates: 05/30/2022 - 09/26/2022	EUT Type: Tablet Device	Page 297 of 444

V 10.5 12/15/2021



Plot 7-468. Radiated Spurious Emissions above 1GHz CDD (802.11ax (SU) – Ch. 1)

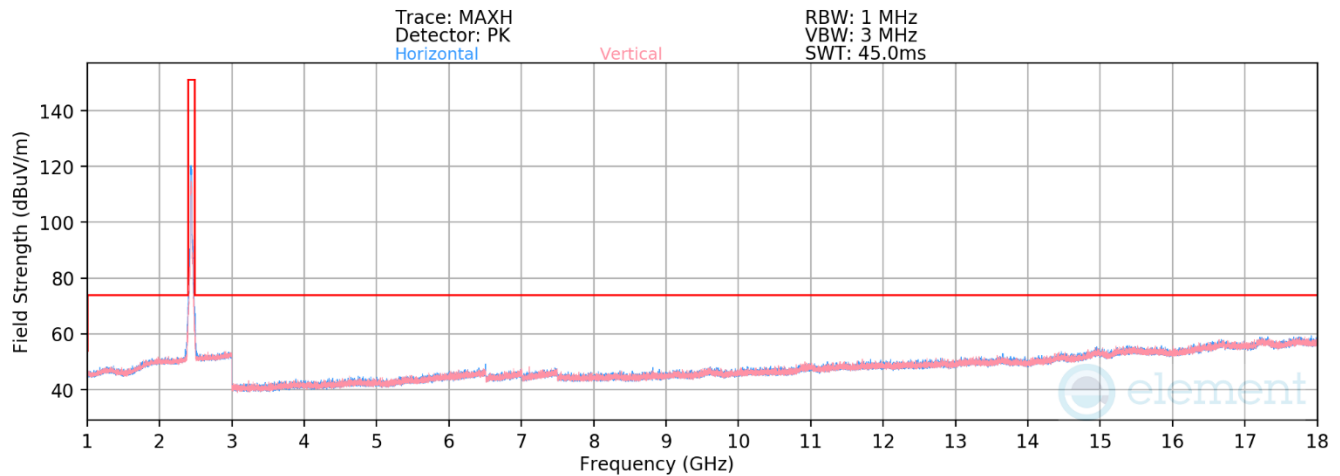
Mode: 802.11ax (SU)
Data Rate: MCS5
Distance of Measurements: 3 Meters
Operating Frequency: 2412MHz
Channel: 01

Frequency [MHz]	Detector	Ant. Pol. [H/V]	Antenna Height [cm]	Turntable Azimuth [degree]	Analyzer Level [dBm]	AFCL [dB/m]	Field Strength [dBμV/m]	Limit [dBμV/m]	Margin [dB]
4824.00	Avg	H	-	-	-79.23	4.57	32.34	53.98	-21.64
4824.00	Peak	H	-	-	-67.73	4.57	43.84	73.98	-30.14
12060.00	Avg	H	-	-	-81.64	13.23	38.59	53.98	-15.39
12060.00	Peak	H	-	-	-69.85	13.23	50.38	73.98	-23.60

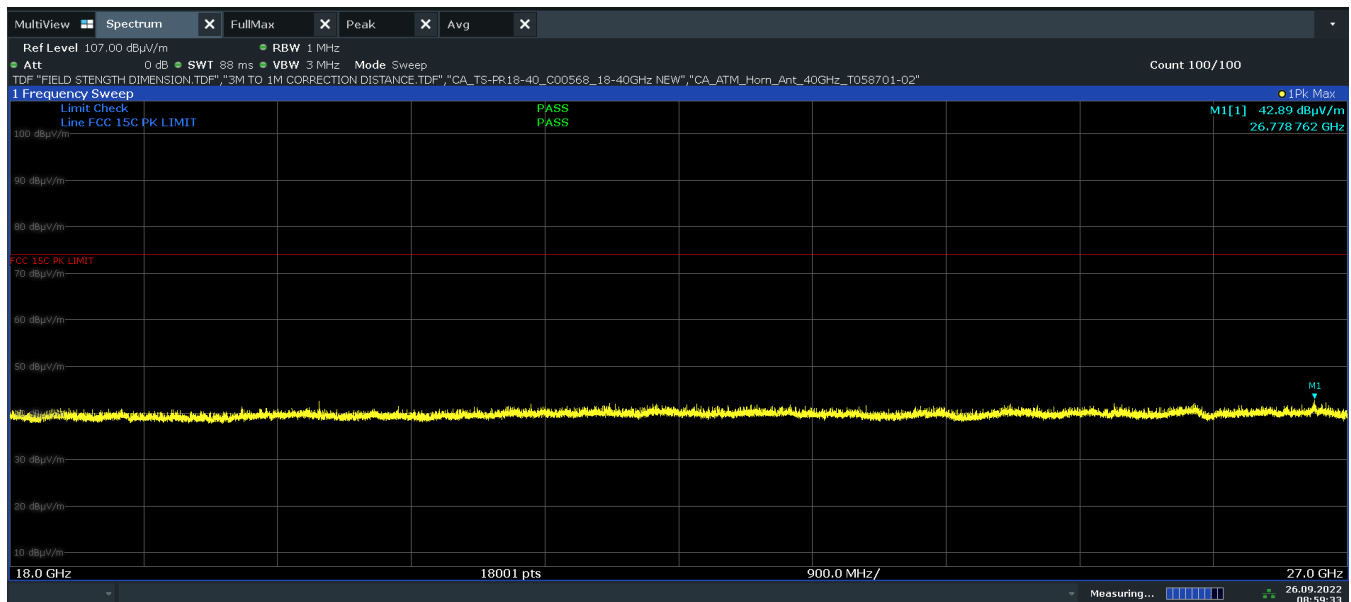
Table 7-63. Radiated Measurements CDD

FCC ID: BCGA2436 IC: 579C-A2436		MEASUREMENT REPORT (CERTIFICATION)	Approved by: Technical Manager
Test Report S/N: 1C2205090027-01.BCG	Test Dates: 05/30/2022 - 09/26/2022	EUT Type: Tablet Device	Page 298 of 444

V 10.5 12/15/2021



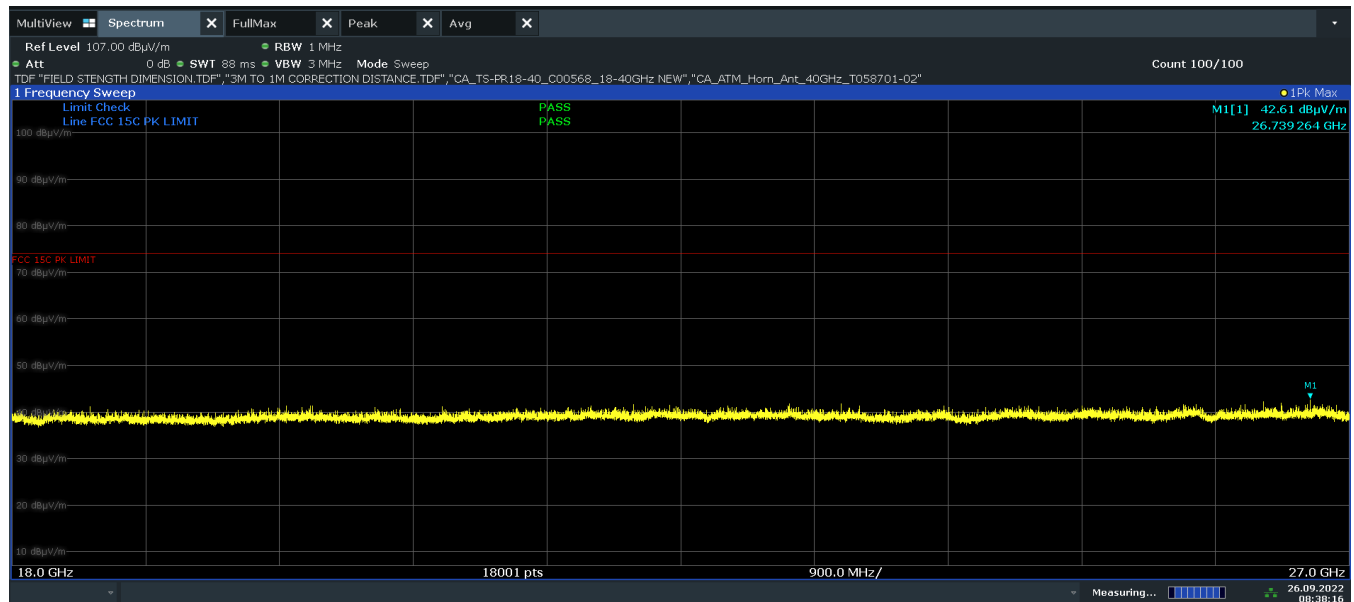
Plot 7-469. Radiated Spurious Emissions above 1GHz CDD (802.11ax (SU) – Ch. 6)



Plot 7-470. Radiated Spurious Emissions above 18GHz CDD (802.11ax (SU) – Ch.6, Pol H)

FCC ID: BCGA2436 IC: 579C-A2436		MEASUREMENT REPORT (CERTIFICATION)	Approved by: Technical Manager
Test Report S/N: 1C2205090027-01.BCG	Test Dates: 05/30/2022 - 09/26/2022	EUT Type: Tablet Device	Page 299 of 444

V 10.5 12/15/2021



Plot 7-471. Radiated Spurious Emissions above 18GHz CDD (802.11ax (SU) – Ch.6, Pol V)

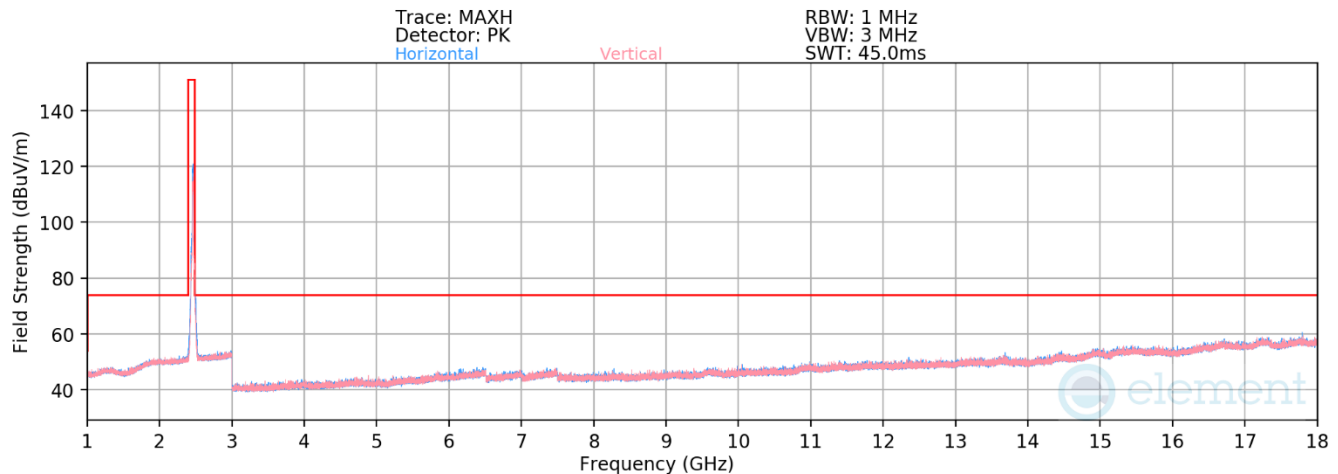
Mode:	<u>802.11ax (SU)</u>
Data Rate:	<u>MCS5</u>
Distance of Measurements:	<u>3 Meters</u>
Operating Frequency:	<u>2437MHz</u>
Channel:	<u>06</u>

Frequency [MHz]	Detector	Ant. Pol. [H/V]	Antenna Height [cm]	Turntable Azimuth [degree]	Analyzer Level [dBm]	AFCL [dB/m]	Field Strength [dBμV/m]	Limit [dBμV/m]	Margin [dB]
4874.00	Avg	H	-	-	-79.27	4.50	32.23	53.98	-21.75
4874.00	Peak	H	-	-	-67.55	4.50	43.95	73.98	-30.03
7311.00	Avg	H	-	-	-80.16	8.31	35.15	53.98	-18.82
7311.00	Peak	H	-	-	-68.18	8.31	47.13	73.98	-26.84
12185.00	Avg	H	-	-	-81.87	13.27	38.40	53.98	-15.58
12185.00	Peak	H	-	-	-70.63	13.27	49.64	73.98	-24.34

Table 7-64. Radiated Measurements CDD

FCC ID: BCGA2436 IC: 579C-A2436	 MEASUREMENT REPORT (CERTIFICATION)		Approved by: Technical Manager
Test Report S/N: 1C2205090027-01.BCG	Test Dates: 05/30/2022 - 09/26/2022	EUT Type: Tablet Device	Page 300 of 444

V 10.5 12/15/2021



Plot 7-472. Radiated Spurious Emissions above 1GHz CDD (802.11ax (SU) – Ch. 11)

Mode: 802.11ax (SU)
Data Rate: MCS5
Distance of Measurements: 3 Meters
Operating Frequency: 2462MHz
Channel: 11

Frequency [MHz]	Detector	Ant. Pol. [H/V]	Antenna Height [cm]	Turntable Azimuth [degree]	Analyzer Level [dBm]	AFCL [dB/m]	Field Strength [dBuV/m]	Limit [dBuV/m]	Margin [dB]
4924.00	Avg	H	-	-	-79.34	4.58	32.24	53.98	-21.74
4924.00	Peak	H	-	-	-67.86	4.58	43.72	73.98	-30.26
7386.00	Avg	H	-	-	-80.19	8.41	35.22	53.98	-18.76
7386.00	Peak	H	-	-	-68.34	8.41	47.07	73.98	-26.91
12310.00	Avg	H	-	-	-82.10	13.54	38.44	53.98	-15.54
12310.00	Peak	H	-	-	-70.59	13.54	49.95	73.98	-24.03

Table 7-65. Radiated Measurements CDD

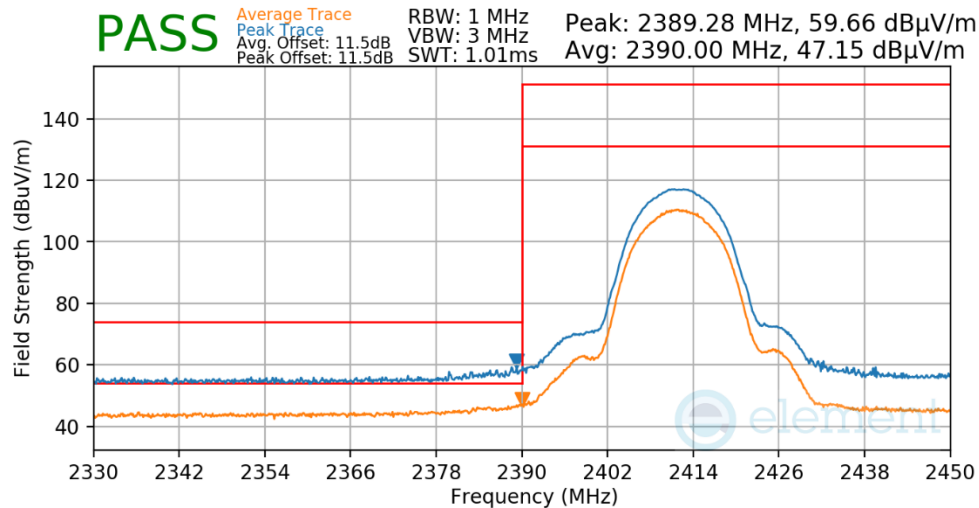
FCC ID: BCGA2436 IC: 579C-A2436	 MEASUREMENT REPORT (CERTIFICATION)		Approved by: Technical Manager
Test Report S/N: 1C2205090027-01.BCG	Test Dates: 05/30/2022 - 09/26/2022	EUT Type: Tablet Device	Page 301 of 444

V 10.5 12/15/2021

7.7.4 Antenna WF8 Radiated Restricted Band Edge Measurements

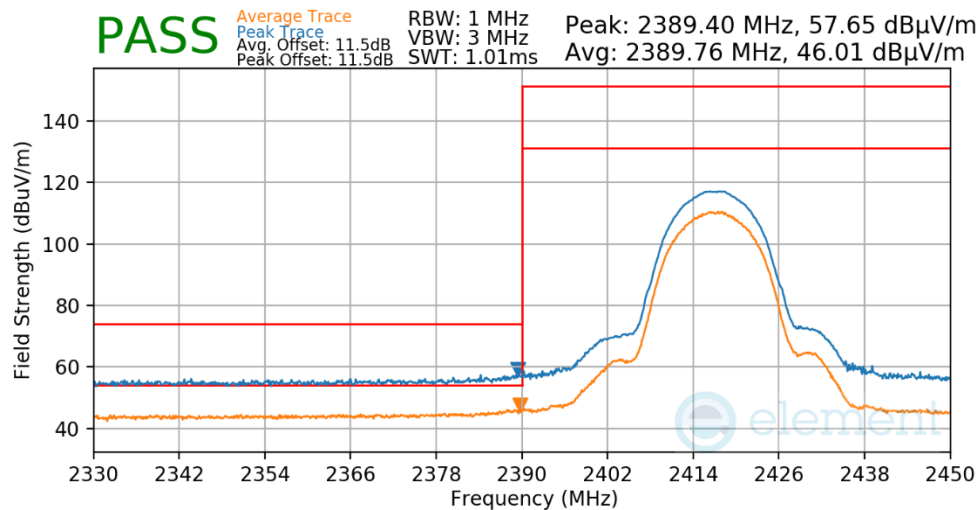
§15.205 §15.209; RSS-Gen [8.9]

Mode: 802.11b
 Data Rate: 11Mbps
 Distance of Measurements: 3 Meters
 Operating Frequency: 2412MHz
 Channel: 1



Plot 7-473. Radiated Restricted Lower Band Edge Measurement Antenna WF8

Mode: 802.11b
 Data Rate: 11Mbps
 Distance of Measurements: 3 Meters
 Operating Frequency: 2417MHz
 Channel: 2

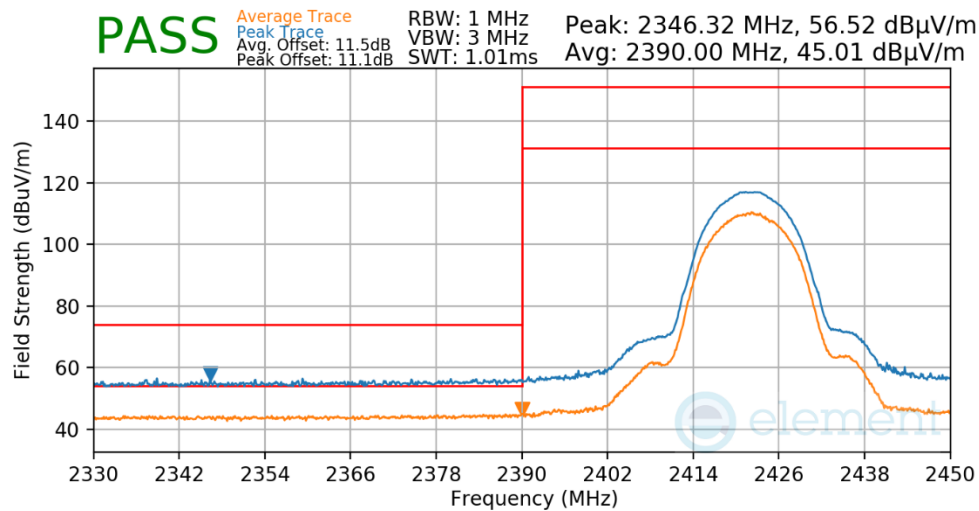


Plot 7-474. Radiated Restricted Lower Band Edge Measurement Antenna WF8

FCC ID: BCGA2436 IC: 579C-A2436		MEASUREMENT REPORT (CERTIFICATION)	Approved by: Technical Manager
Test Report S/N: 1C2205090027-01.BCG	Test Dates: 05/30/2022 - 09/26/2022	EUT Type: Tablet Device	Page 302 of 444

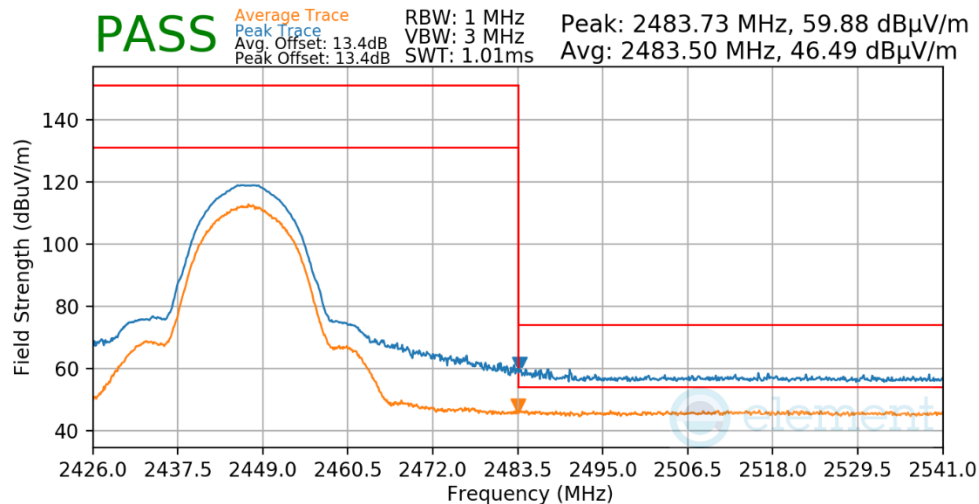
V 10.5 12/15/2021

Mode: 802.11b
 Data Rate: 11Mbps
 Distance of Measurements: 3 Meters
 Operating Frequency: 2422MHz
 Channel: 3



Plot 7-475. Radiated Restricted Lower Band Edge Measurement Antenna WF8

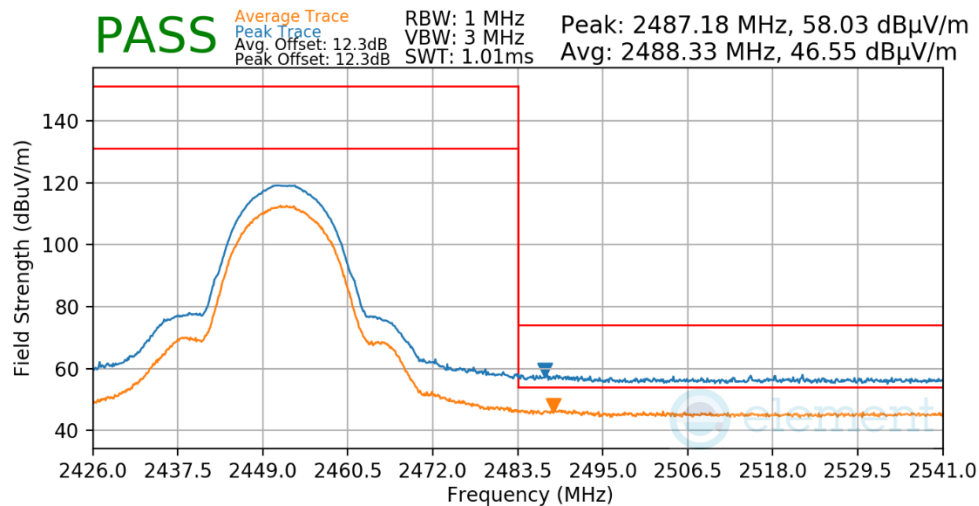
Mode: 802.11b
 Data Rate: 11Mbps
 Distance of Measurements: 3 Meters
 Operating Frequency: 2447MHz
 Channel: 8



Plot 7-476. Radiated Restricted Upper Band Edge Measurement Antenna WF8

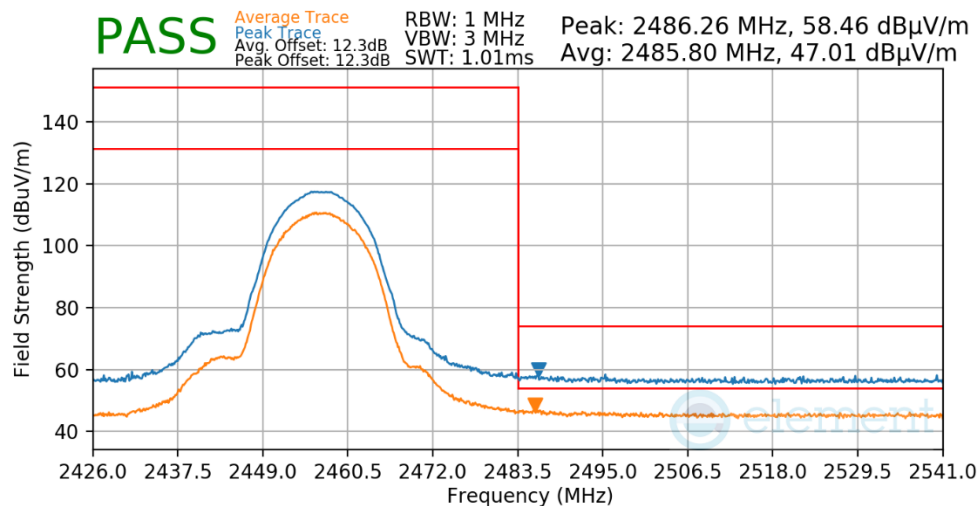
FCC ID: BCGA2436 IC: 579C-A2436		MEASUREMENT REPORT (CERTIFICATION)	Approved by: Technical Manager
Test Report S/N: 1C2205090027-01.BCG	Test Dates: 05/30/2022 - 09/26/2022	EUT Type: Tablet Device	Page 303 of 444

Mode: 802.11b
 Data Rate: 11Mbps
 Distance of Measurements: 3 Meters
 Operating Frequency: 2452MHz
 Channel: 9



Plot 7-477. Radiated Restricted Upper Band Edge Measurement Antenna WF8

Mode: 802.11b
 Data Rate: 11Mbps
 Distance of Measurements: 3 Meters
 Operating Frequency: 2457MHz
 Channel: 10



Plot 7-478. Radiated Restricted Upper Band Edge Measurement Antenna WF8

FCC ID: BCGA2436 IC: 579C-A2436		MEASUREMENT REPORT (CERTIFICATION)	Approved by: Technical Manager
Test Report S/N: 1C2205090027-01.BCG	Test Dates: 05/30/2022 - 09/26/2022	EUT Type: Tablet Device	Page 304 of 444