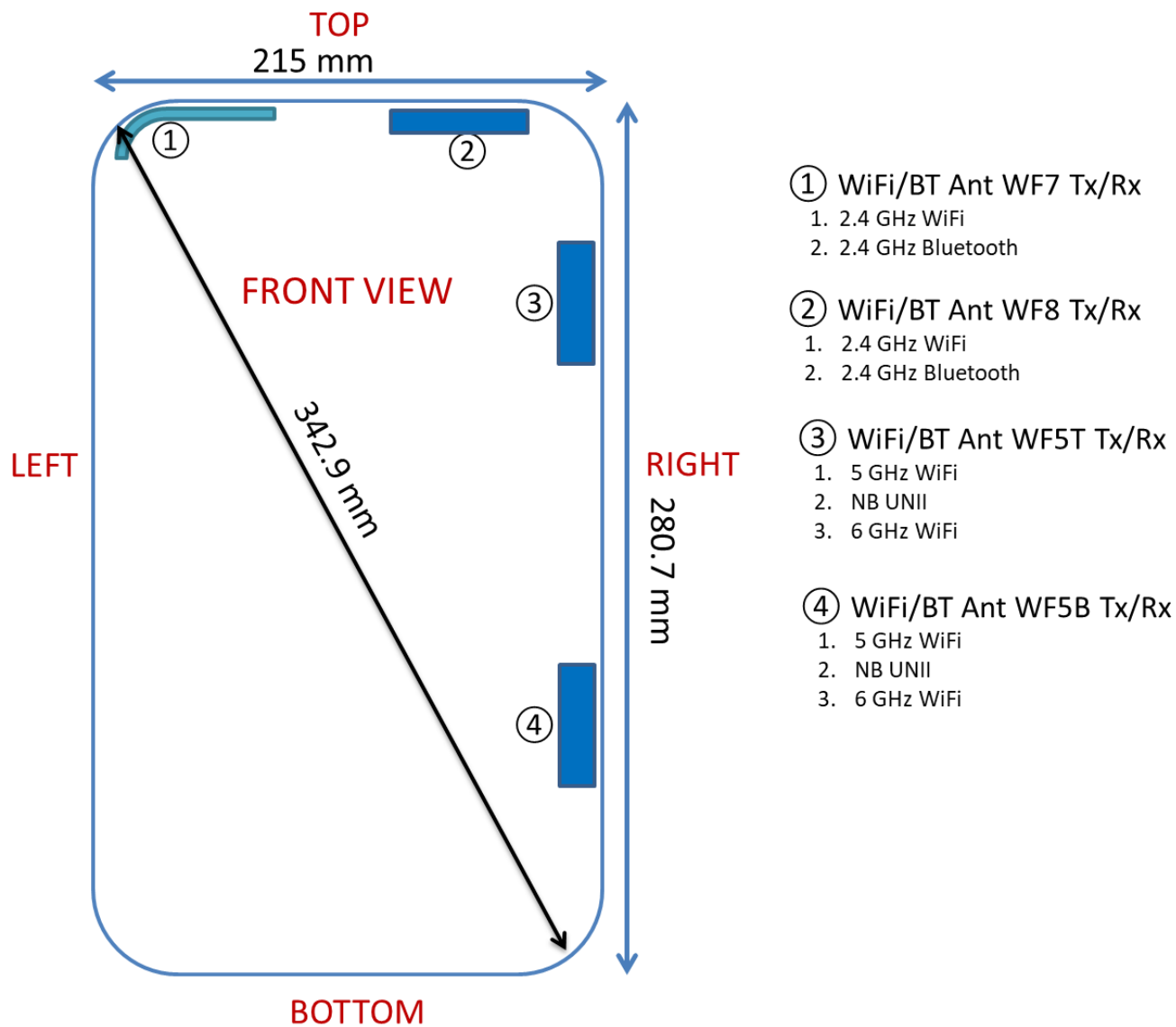


**APPENDIX E: DUT ANTENNA DIAGRAM & SAR TEST SETUP
PHOTOGRAPHS**


FCC ID: BCGA2436	SAR EVALUATION REPORT	Approved by: Technical Manager
DUT Type: Tablet Device		APPENDIX E: Page 1 of 7




Note: Exact antenna dimensions and separation distances are shown in the Technical Descriptions Document.

Figure D-1
DUT Antenna Locations

FCC ID: BCGA2436	SAR EVALUATION REPORT	Approved by: Technical Manager
DUT Type: Tablet Device		APPENDIX E: Page 2 of 7




SAR Test Setup Photo 1 – Back Side at 0mm, Antennas WF8, WF5T




SAR Test Setup Photo 2 Back Side at 0mm, Antenna WF5B

FCC ID: BCGA2436	SAR EVALUATION REPORT	Approved by: Technical Manager
DUT Type: Tablet Device		APPENDIX E: Page 3 of 7




SAR Test Setup Photo 3 Back Side at 0mm, Antenna WF7



SAR Test Setup Photo 4 Bottom Edge at 0mm, Antennas WF7, WF8, WF5T, WF5B

FCC ID: BCGA2436	SAR EVALUATION REPORT	Approved by: Technical Manager
DUT Type: Tablet Device		APPENDIX E: Page 4 of 7




SAR Test Setup Photo 5 Top Edge at 0mm, Antennas WF7, WF8, WF5T, WF5B



SAR Test Setup Photo 6 Right Edge at 0mm, Antennas WF7, WF8

FCC ID: BCGA2436	SAR EVALUATION REPORT	Approved by: Technical Manager
DUT Type: Tablet Device		APPENDIX E: Page 5 of 7




SAR Test Setup Photo 7 Right Edge at 0mm, Antennas WF5T, WF5B



SAR Test Setup Photo 8 Left Edge at 0mm, Antennas WF7, WF8

FCC ID: BCGA2436	SAR EVALUATION REPORT	Approved by: Technical Manager
DUT Type: Tablet Device		APPENDIX E: Page 6 of 7



SAR Test Setup Photo 9 Left Edge at 0mm, Antennas WF5T, WF5B

FCC ID: BCGA2436	SAR EVALUATION REPORT	Approved by: Technical Manager
DUT Type: Tablet Device		APPENDIX E: Page 7 of 7