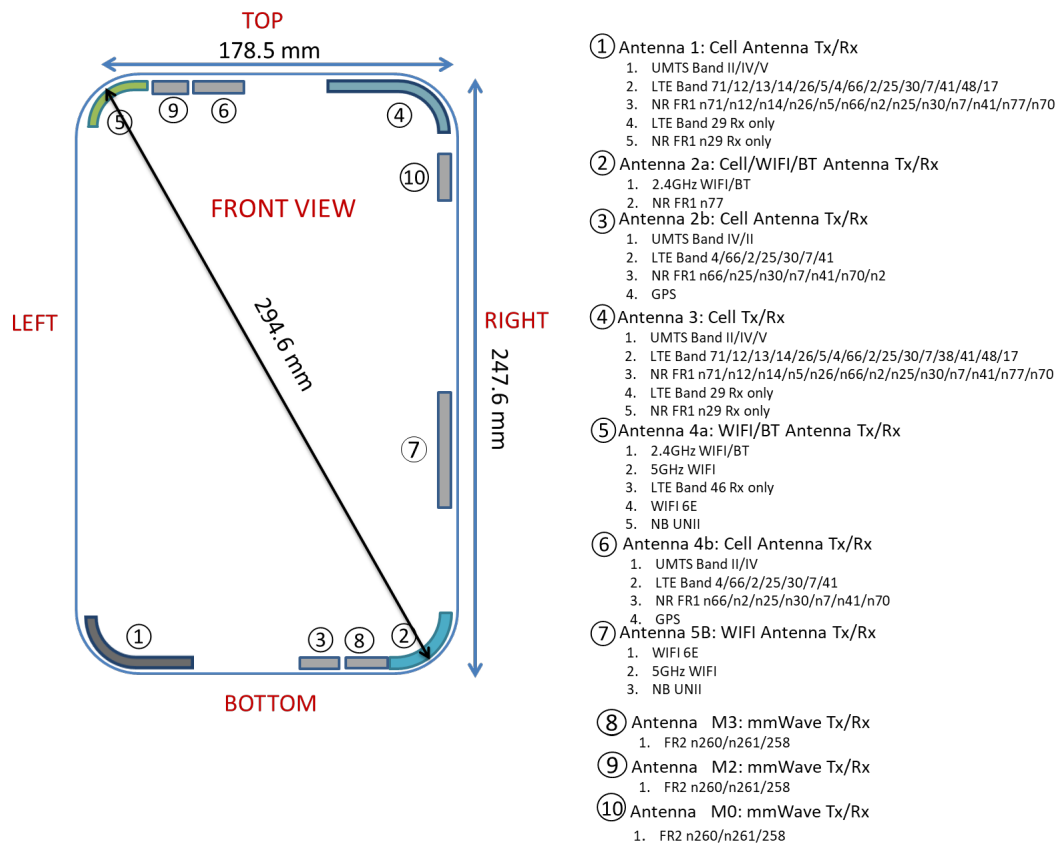
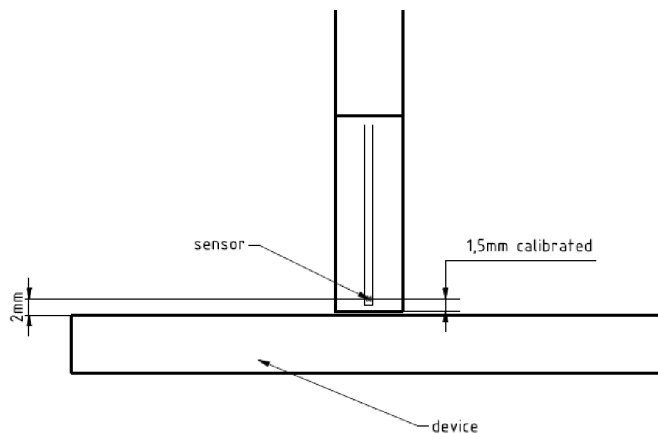


## APPENDIX G: DUT ANTENNA DIAGRAM & TEST SETUP PHOTOGRAPHS



**Figure G-1**  
**DUT Antenna Locations**

Note: Exact antenna dimensions and separation distances are shown in the Technical Descriptions in the FCC Filing.




**Figure G-2**  
**EUMmWVx Probe**

Note: Distances below are distance from device surface to sensor-center. Therefore, distances include 1.5 mm for Probe Tip to Sensor Calibration Points.


FCC ID: BCGA2435	WIFI 6 GHZ RF EXPOSURE EVALUATION	Approved by: Technical Manager
DUT Type: Tablet Device		APPENDIX G: Page 2 of 11

REV 2.0

Unless otherwise specified, no part of this report may be reproduced or utilized in any part, form or by any means, electronic or mechanical, including photocopying and microfilm, without permission in writing from Element. If you have any questions about this or have an enquiry about obtaining additional rights to this report or assembly of contents thereof, please contact [CT.INFO@ELEMENT.COM](mailto:CT.INFO@ELEMENT.COM).



**Figure G-3**  
**SAR Test Setup Photo – Back Side at 0 mm – Antenna 4A**




**Figure G-4**  
**SAR Test Setup Photo – Back Side at 0 mm – Antenna 5B**

FCC ID: BCGA2435	WIFI 6 GHZ RF EXPOSURE EVALUATION	Approved by: Technical Manager
DUT Type: Tablet Device		APPENDIX G: Page 3 of 11

REV 2.0

Unless otherwise specified, no part of this report may be reproduced or utilized in any part, form or by any means, electronic or mechanical, including photocopying and microfilm, without permission in writing from Element. If you have any questions about this or have an enquiry about obtaining additional rights to this report or assembly of contents thereof, please contact [CT.INFO@ELEMENT.COM](mailto:CT.INFO@ELEMENT.COM).



**Figure G-5**  
**SAR Test Setup Photo –Top Edge at 0 mm**



**Figure G-6**  
**SAR Test Setup Photo – Bottom Edge at 0 mm**

FCC ID: BCGA2435	WIFI 6 GHZ RF EXPOSURE EVALUATION	Approved by: Technical Manager
DUT Type: Tablet Device		APPENDIX G: Page 4 of 11

REV 2.0

Unless otherwise specified, no part of this report may be reproduced or utilized in any part, form or by any means, electronic or mechanical, including photocopying and microfilm, without permission in writing from Element. If you have any questions about this or have an enquiry about obtaining additional rights to this report or assembly of contents thereof, please contact [CT.INFO@ELEMENT.COM](mailto:CT.INFO@ELEMENT.COM).



**Figure G-7**  
**SAR Test Setup Photo – Right Edge at 0 mm**




**Figure G-8**  
**SAR Test Setup Photo – Left Edge at 0mm**

FCC ID: BCGA2435	WIFI 6 GHZ RF EXPOSURE EVALUATION	Approved by: Technical Manager
DUT Type: Tablet Device		APPENDIX G: Page 5 of 11

REV 2.0

Unless otherwise specified, no part of this report may be reproduced or utilized in any part, form or by any means, electronic or mechanical, including photocopying and microfilm, without permission in writing from Element. If you have any questions about this or have an enquiry about obtaining additional rights to this report or assembly of contents thereof, please contact [CT.INFO@ELEMENT.COM](mailto:CT.INFO@ELEMENT.COM).



**Figure G-9**  
**Near Field Power Density Test Setup Photo – Back Side at 2 mm**

FCC ID: BCGA2435	WIFI 6 GHZ RF EXPOSURE EVALUATION	Approved by: Technical Manager
DUT Type: Tablet Device		APPENDIX G: Page 6 of 11

REV 2.0

Unless otherwise specified, no part of this report may be reproduced or utilized in any part, form or by any means, electronic or mechanical, including photocopying and microfilm, without permission in writing from Element. If you have any questions about this or have an enquiry about obtaining additional rights to this report or assembly of contents thereof, please contact [CT.INFO@ELEMENT.COM](mailto:CT.INFO@ELEMENT.COM).





**Figure G-10**  
**Near Field Power Density Test Setup Photo – Right Edge at 2 mm**

<b>FCC ID:</b> BCGA2435	<b>WIFI 6 GHZ RF EXPOSURE EVALUATION</b>	<b>Approved by:</b> Technical Manager
<b>DUT Type:</b> Tablet Device		<b>APPENDIX G:</b> Page 7 of 11

REV 2.0

Unless otherwise specified, no part of this report may be reproduced or utilized in any part, form or by any means, electronic or mechanical, including photocopying and microfilm, without permission in writing from Element. If you have any questions about this or have an enquiry about obtaining additional rights to this report or assembly of contents thereof, please contact [CT.INFO@ELEMENT.COM](mailto:CT.INFO@ELEMENT.COM).



**Figure G-11**  
**Near Field Power Density Test Setup Photo – Right Edge at 8.58 mm**

FCC ID: BCGA2435	WIFI 6 GHZ RF EXPOSURE EVALUATION	Approved by: Technical Manager
DUT Type: Tablet Device		APPENDIX G: Page 8 of 11

REV 2.0






**Figure G-12**  
**Near Field Power Density Test Setup Photo – Left Edge at 2 mm**

<b>FCC ID:</b> BCGA2435	<b>WIFI 6 GHZ RF EXPOSURE EVALUATION</b>	<b>Approved by:</b> Technical Manager
<b>DUT Type:</b> Tablet Device		<b>APPENDIX G:</b> Page 9 of 11

REV 2.0

Unless otherwise specified, no part of this report may be reproduced or utilized in any part, form or by any means, electronic or mechanical, including photocopying and microfilm, without permission in writing from Element. If you have any questions about this or have an enquiry about obtaining additional rights to this report or assembly of contents thereof, please contact [CT.INFO@ELEMENT.COM](mailto:CT.INFO@ELEMENT.COM).




**Figure G-13**  
**Near Field Power Density Test Setup Photo – Top Edge at 2 mm**

<b>FCC ID:</b> BCGA2435	<b>WIFI 6 GHZ RF EXPOSURE EVALUATION</b>	<b>Approved by:</b> Technical Manager
<b>DUT Type:</b> Tablet Device		<b>APPENDIX G:</b> Page 10 of 11

REV 2.0

Unless otherwise specified, no part of this report may be reproduced or utilized in any part, form or by any means, electronic or mechanical, including photocopying and microfilm, without permission in writing from Element. If you have any questions about this or have an enquiry about obtaining additional rights to this report or assembly of contents thereof, please contact [CT.INFO@ELEMENT.COM](mailto:CT.INFO@ELEMENT.COM).



**Figure G-14**  
**Near Field Power Density Test Setup Photo – Bottom Edge at 2 mm**

<b>FCC ID:</b> BCGA2435	<b>WIFI 6 GHZ RF EXPOSURE EVALUATION</b>	<b>Approved by:</b> Technical Manager
<b>DUT Type:</b> Tablet Device		<b>APPENDIX G:</b> Page 11 of 11

REV 2.0

Unless otherwise specified, no part of this report may be reproduced or utilized in any part, form or by any means, electronic or mechanical, including photocopying and microfilm, without permission in writing from Element. If you have any questions about this or have an enquiry about obtaining additional rights to this report or assembly of contents thereof, please contact [CT.INFO@ELEMENT.COM](mailto:CT.INFO@ELEMENT.COM).