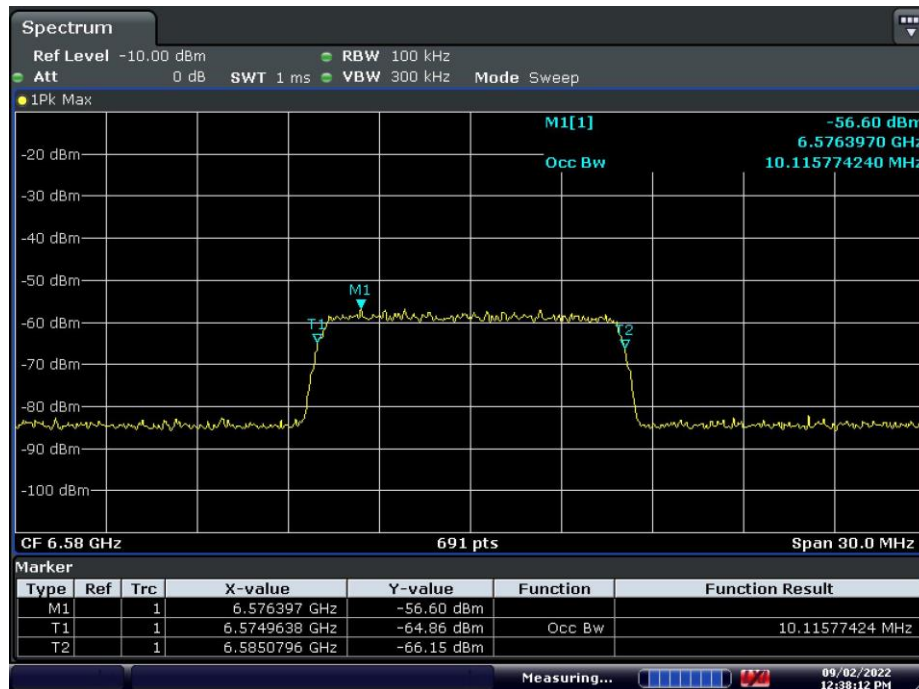


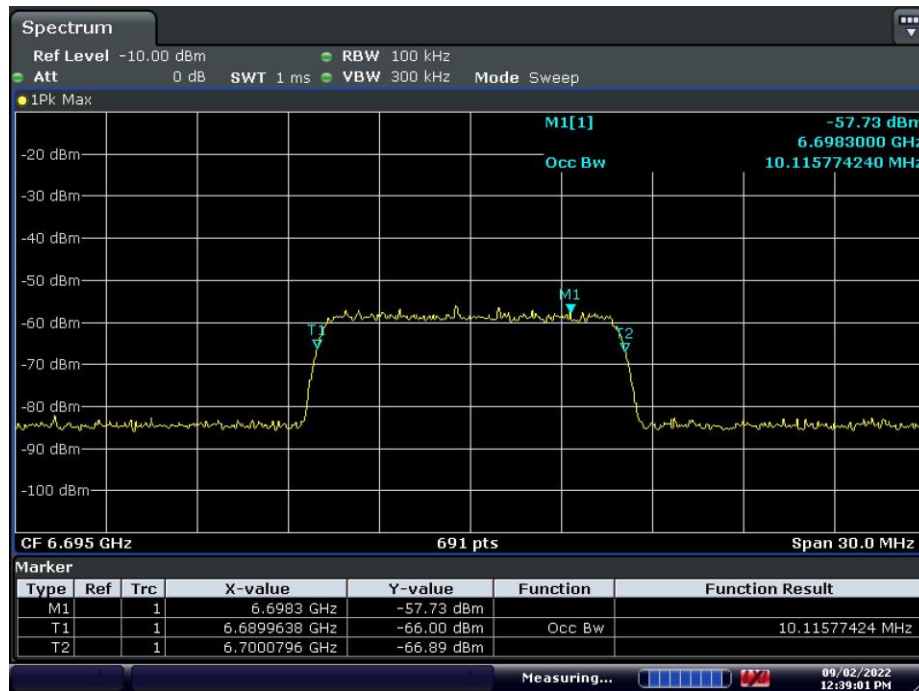


Plot 7-647. AWGN Signal – UNII 6 – 160MHz – Mid

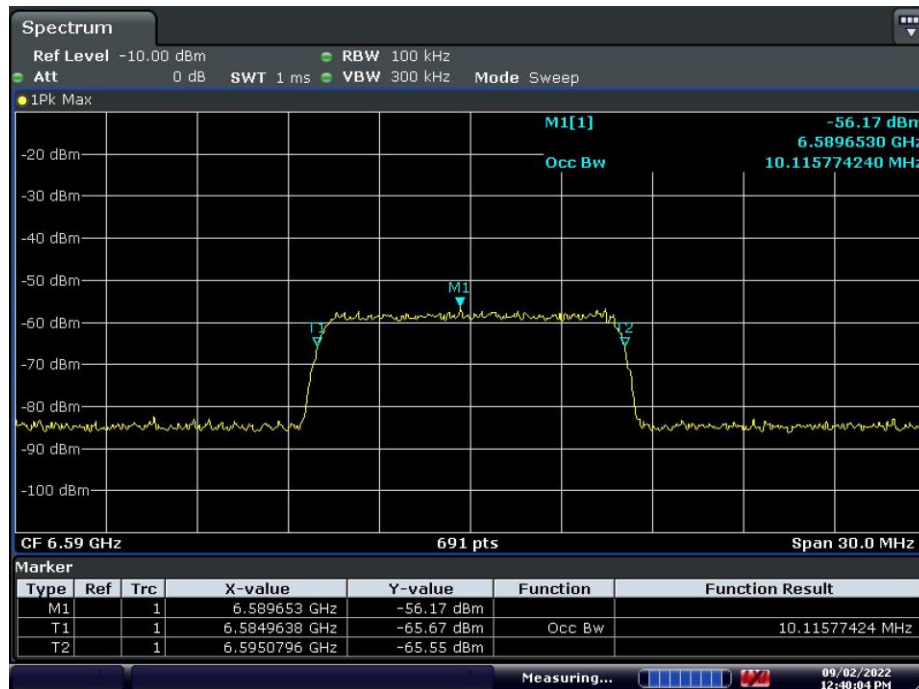


Plot 7-648. AWGN Signal – UNII 6 – 160MHz - High

FCC ID: BCGA2435 IC: 579C-A2435	 <b>MEASUREMENT REPORT (CERTIFICATION)</b>		Approved by: Technical Manager
Test Report S/N: 1C2205090025-22-R2.BCG	Test Dates: 05/27/2022 - 9/12/2022	EUT Type: Tablet Device	Page 168 of 323

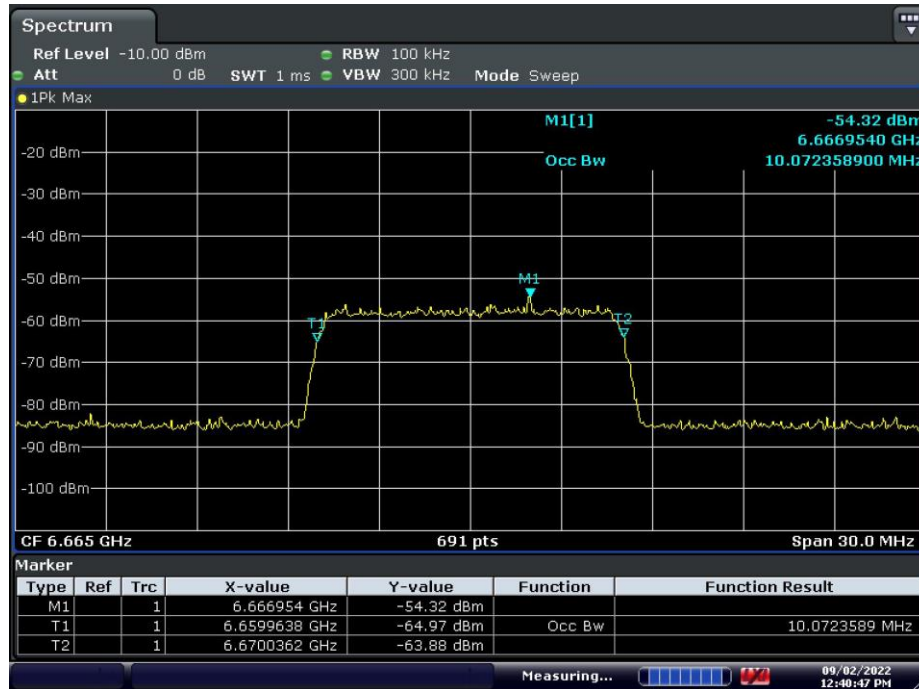


Plot 7-649. AWGN Signal – UNII 7 – 20MHz

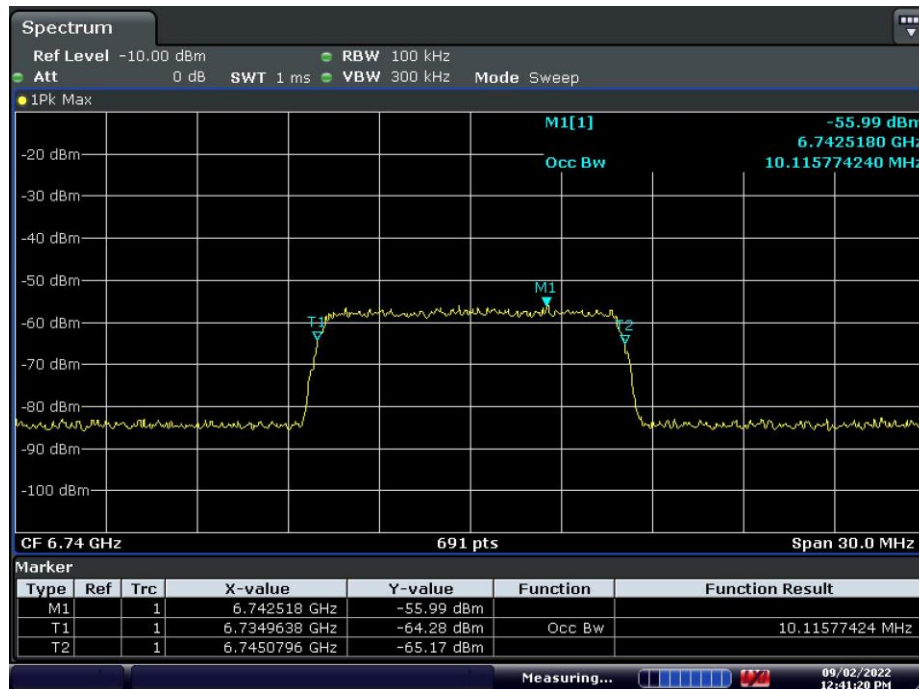


Plot 7-650. AWGN Signal – UNII 7 – 160MHz - Low

FCC ID: BCGA2435 IC: 579C-A2435	 <b>MEASUREMENT REPORT (CERTIFICATION)</b>		Approved by: Technical Manager
Test Report S/N: 1C2205090025-22-R2.BCG	Test Dates: 05/27/2022 - 9/12/2022	EUT Type: Tablet Device	Page 169 of 323

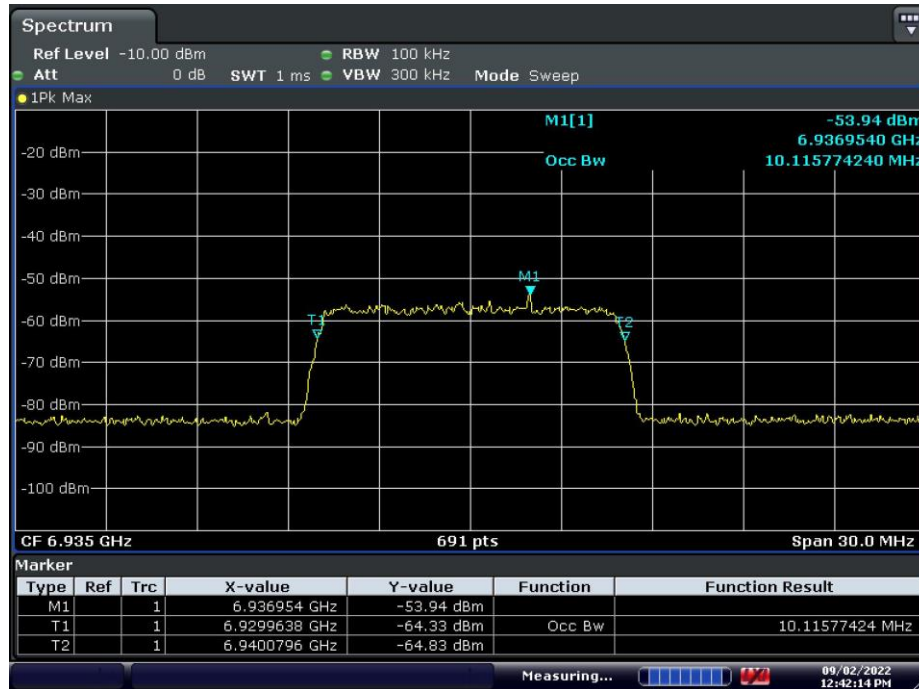


Plot 7-651. AWGN Signal – UNII 7 – 160MHz – Mid



Plot 7-652. AWGN Signal – UNII 7 – 160MHz - High

FCC ID: BCGA2435 IC: 579C-A2435	<b>MEASUREMENT REPORT (CERTIFICATION)</b>		Approved by: Technical Manager
Test Report S/N: 1C2205090025-22-R2.BCG	Test Dates: 05/27/2022 - 9/12/2022	EUT Type: Tablet Device	Page 170 of 323

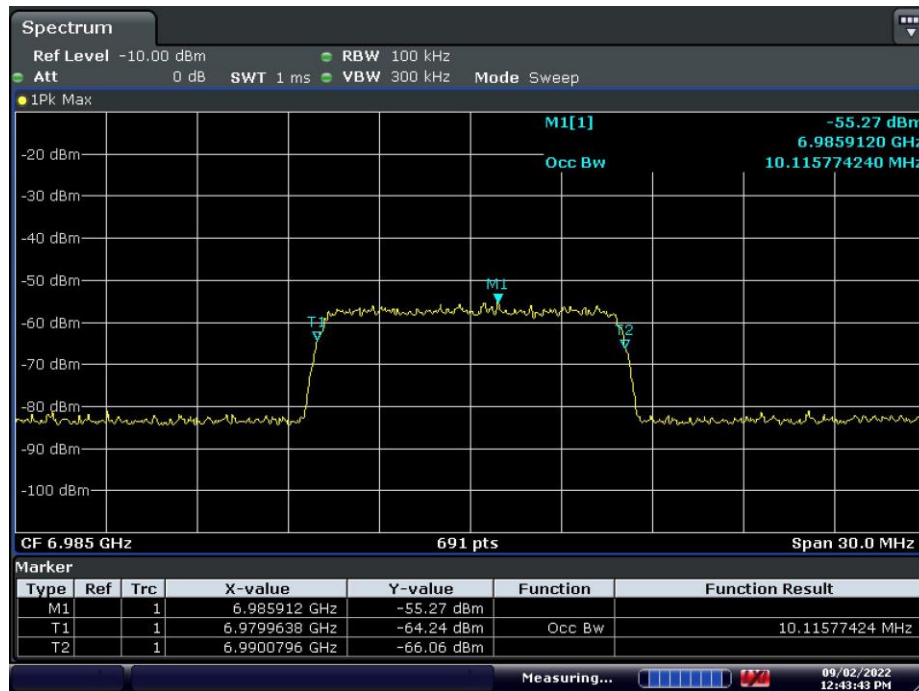


Plot 7-653. AWGN Signal – UNII 8 – 20MHz

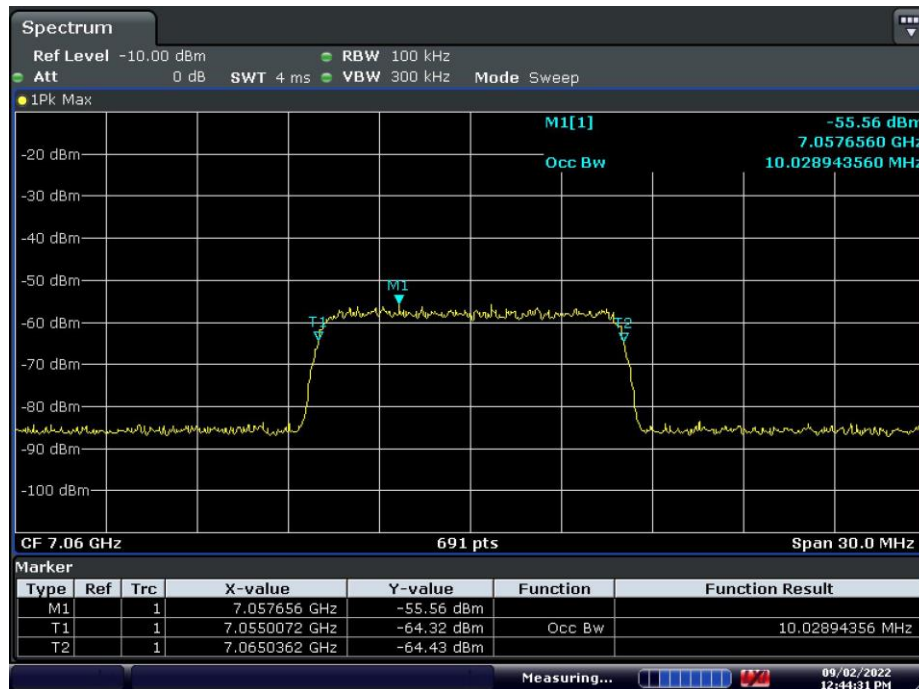


Plot 7-654. AWGN Signal – UNII 8 – 160MHz - Low

FCC ID: BCGA2435 IC: 579C-A2435	 <b>MEASUREMENT REPORT (CERTIFICATION)</b>		Approved by: Technical Manager
Test Report S/N: 1C2205090025-22-R2.BCG	Test Dates: 05/27/2022 - 9/12/2022	EUT Type: Tablet Device	Page 171 of 323



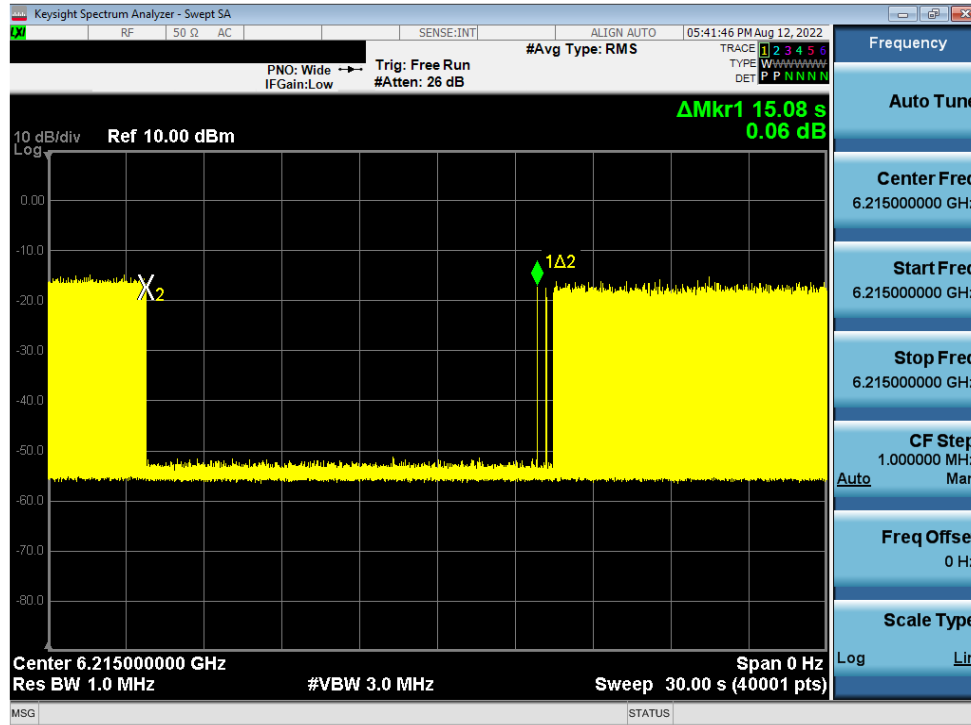
Plot 7-655. AWGN Signal – UNII 8 – 160MHz – Mid



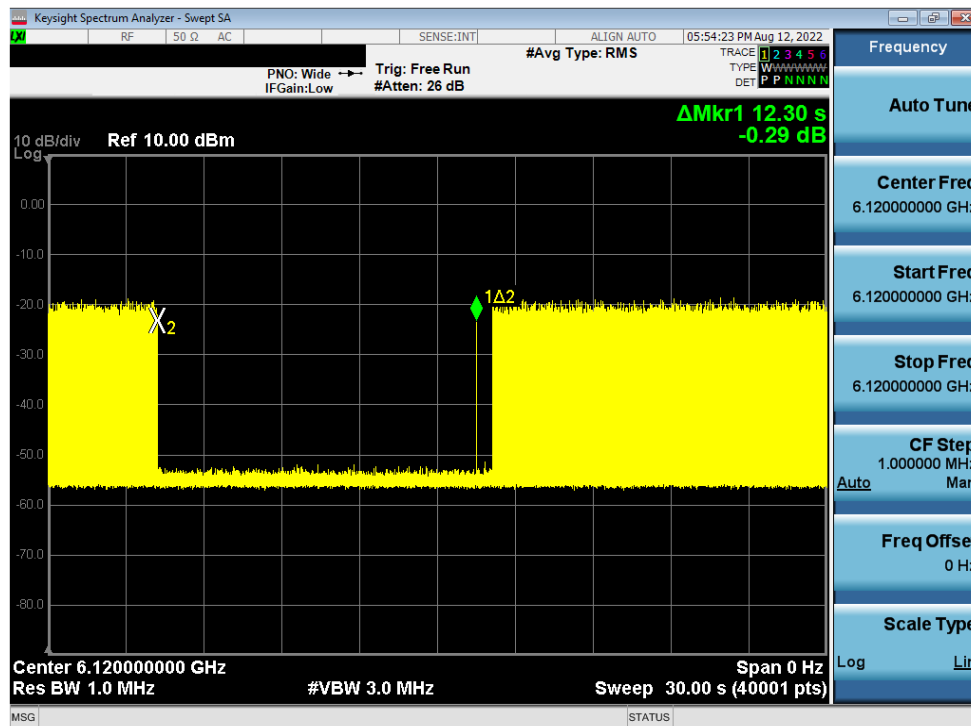
Plot 7-656. AWGN Signal – UNII 8 – 160MHz - High

FCC ID: BCGA2435 IC: 579C-A2435	 <b>MEASUREMENT REPORT (CERTIFICATION)</b>		Approved by: Technical Manager
Test Report S/N: 1C2205090025-22-R2.BCG	Test Dates: 05/27/2022 - 9/12/2022	EUT Type: Tablet Device	Page 172 of 323

## Contention-Based Protocol Timing Plots

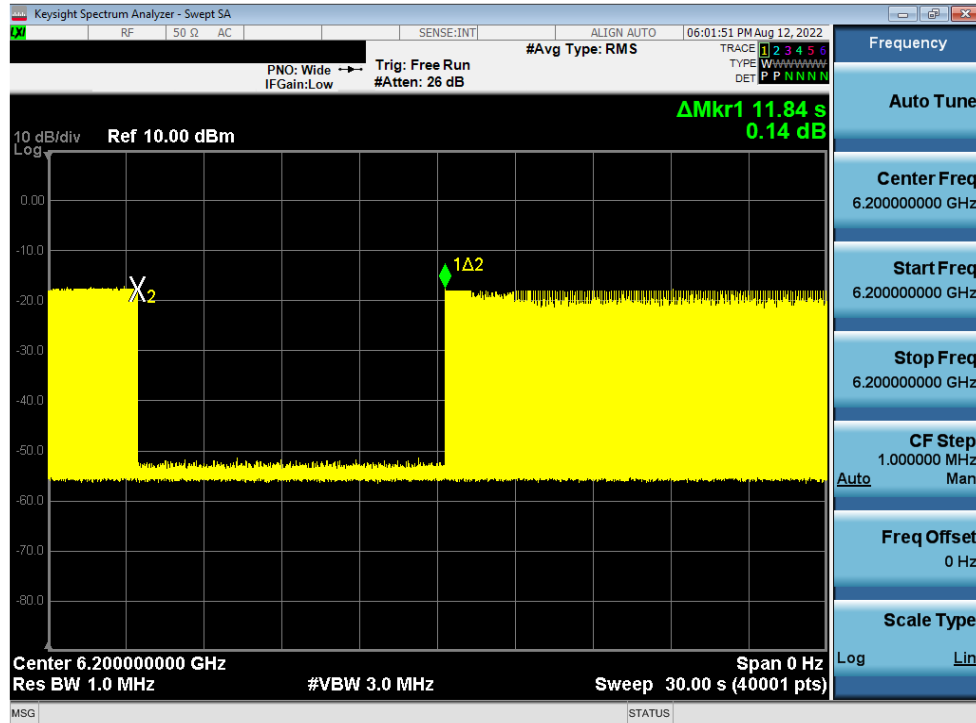


Plot 7-657. Contention Based Protocol Timing Plot – UNII 5 – 20MHz Channel 53

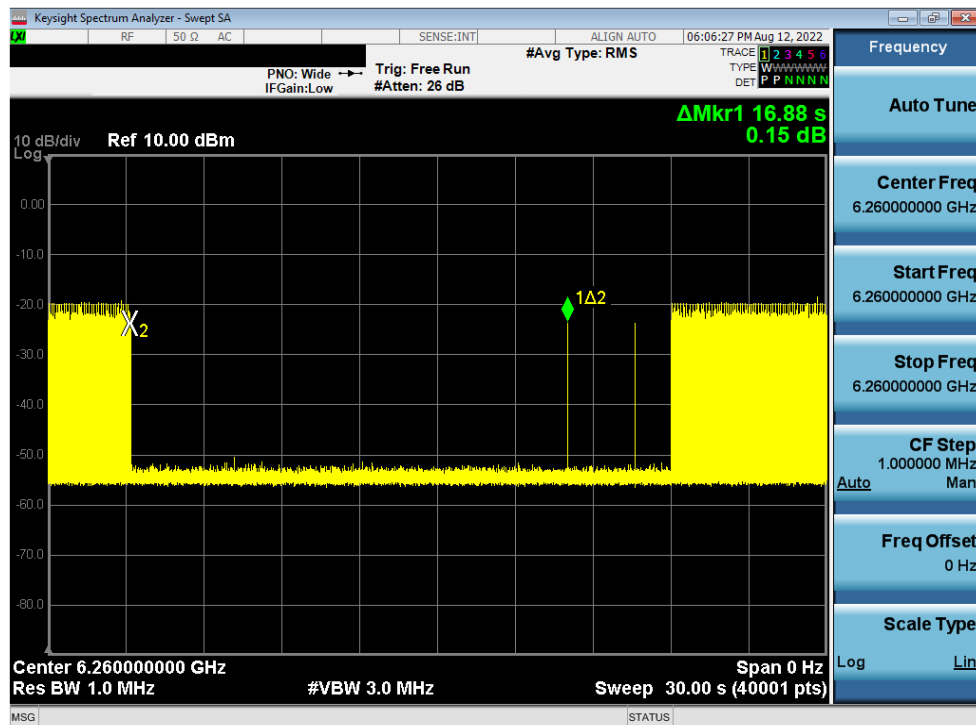


Plot 7-658. Contention Based Protocol Timing Plot – UNII 5 – 160MHz Channel 47 – Low

FCC ID: BCGA2435 IC: 579C-A2435		MEASUREMENT REPORT (CERTIFICATION)	Approved by: Technical Manager
Test Report S/N: 1C2205090025-22-R2.BCG	Test Dates: 05/27/2022 - 9/12/2022	EUT Type: Tablet Device	Page 173 of 323



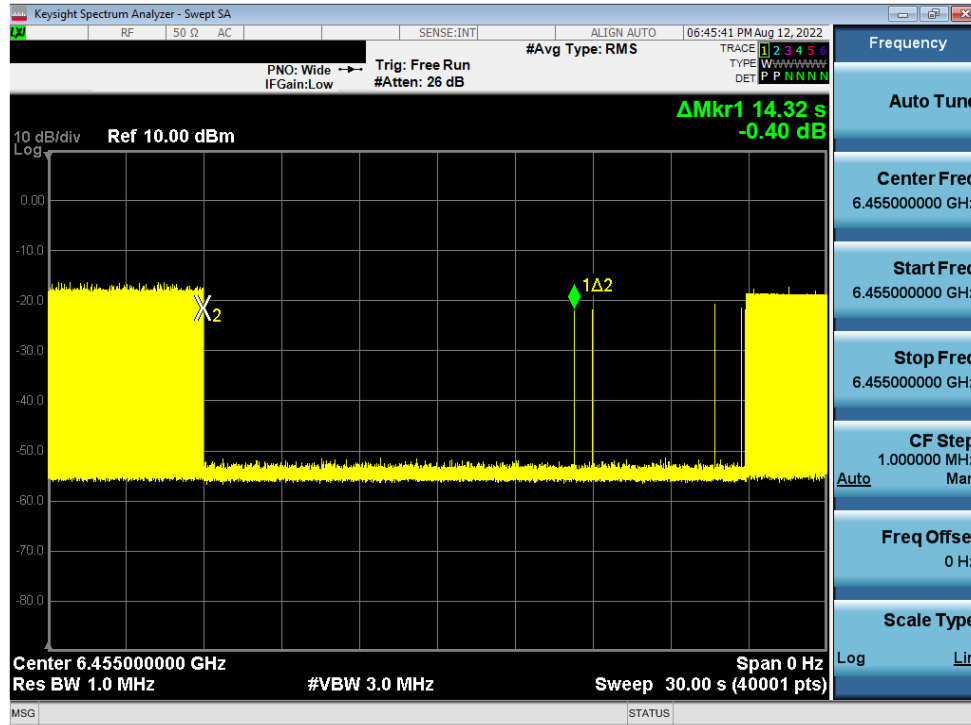
Plot 7-659. Contention Based Protocol Timing Plot – UNII 5 – 160MHz Channel 47 – Mid



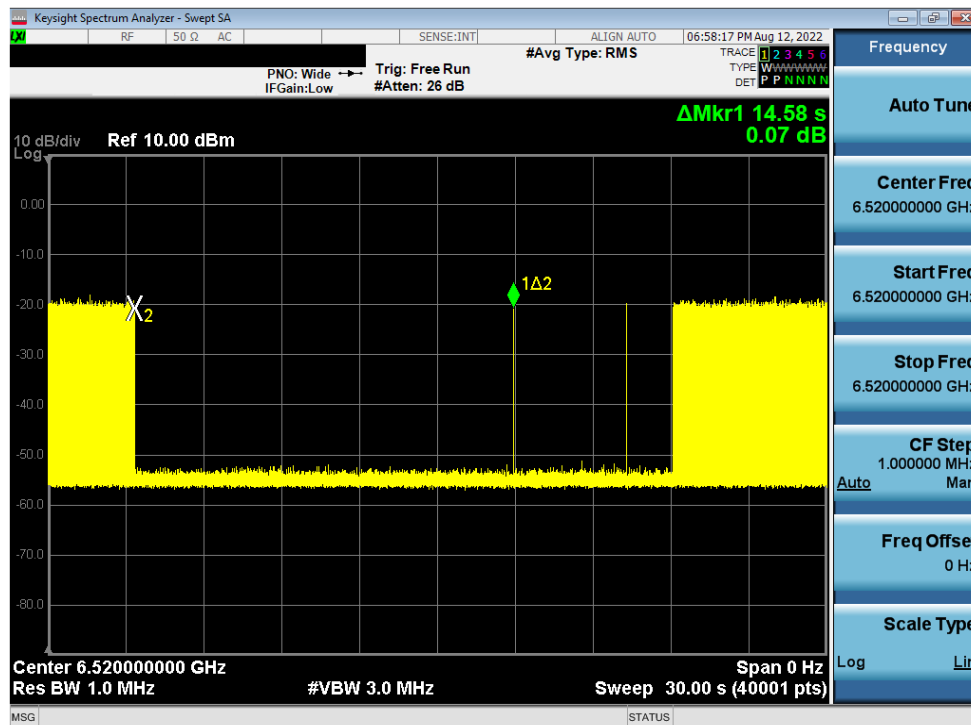
Plot 7-660. Contention Based Protocol Timing Plot – UNII 5 – 160MHz Channel 47 – High

FCC ID: BCGA2435 IC: 579C-A2435		MEASUREMENT REPORT (CERTIFICATION)	Approved by: Technical Manager
Test Report S/N: 1C2205090025-22-R2.BCG	Test Dates: 05/27/2022 - 9/12/2022	EUT Type: Tablet Device	Page 174 of 323





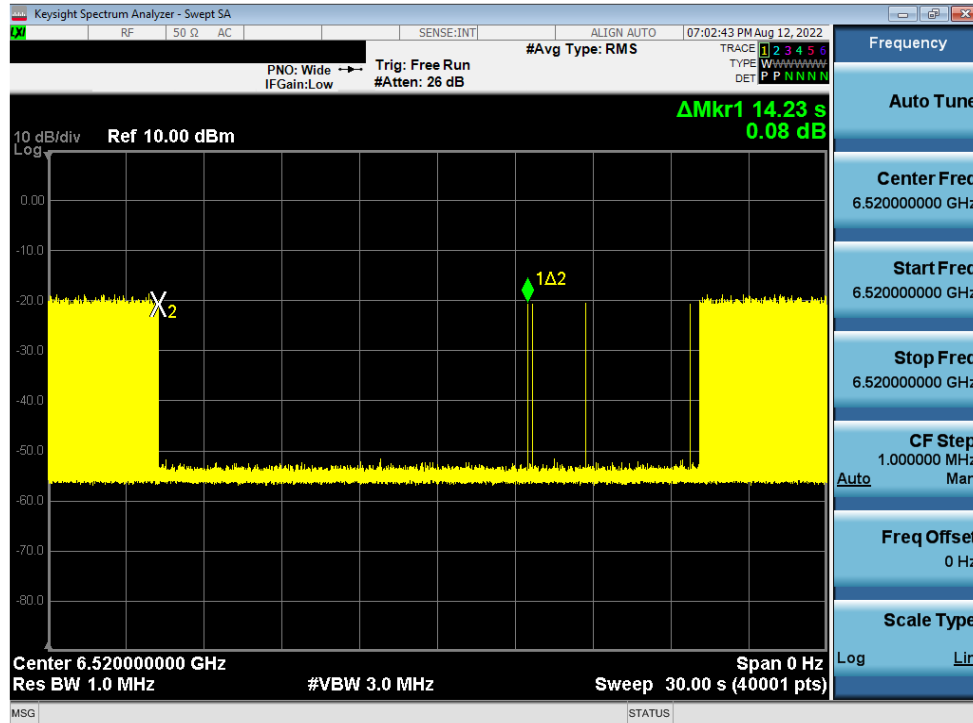
Plot 7-661. Contention Based Protocol Timing Plot – UNII 6 – 20MHz Channel 101



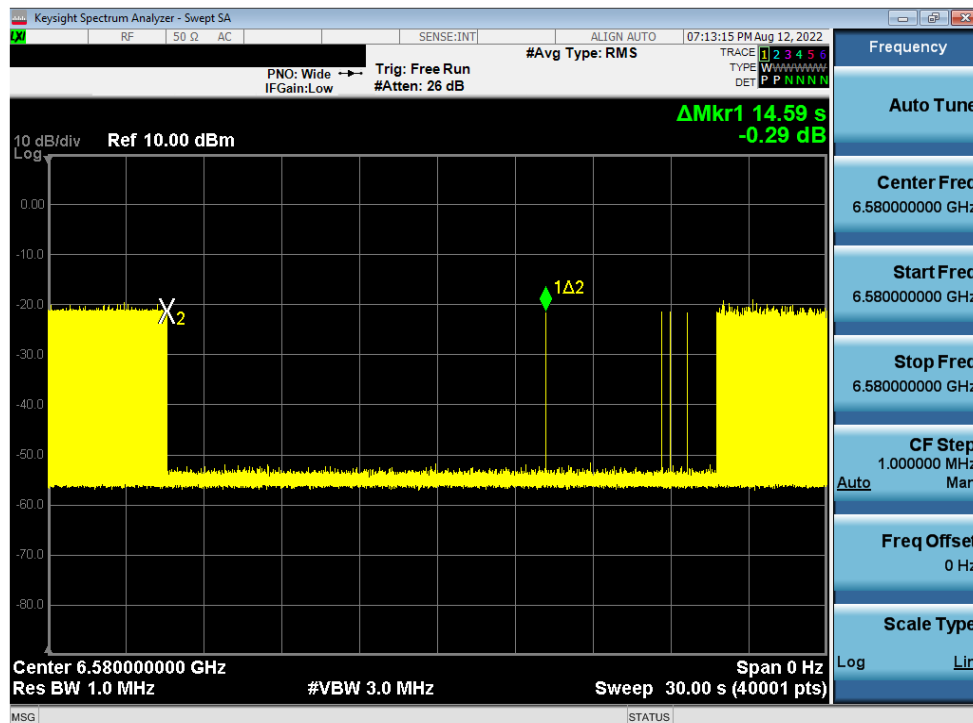
Plot 7-662. Contention Based Protocol Timing Plot – UNII 6 – 160MHz Channel 111 – Low

FCC ID: BCGA2435 IC: 579C-A2435		MEASUREMENT REPORT (CERTIFICATION)	Approved by: Technical Manager
Test Report S/N: 1C2205090025-22-R2.BCG	Test Dates: 05/27/2022 - 9/12/2022	EUT Type: Tablet Device	Page 175 of 323




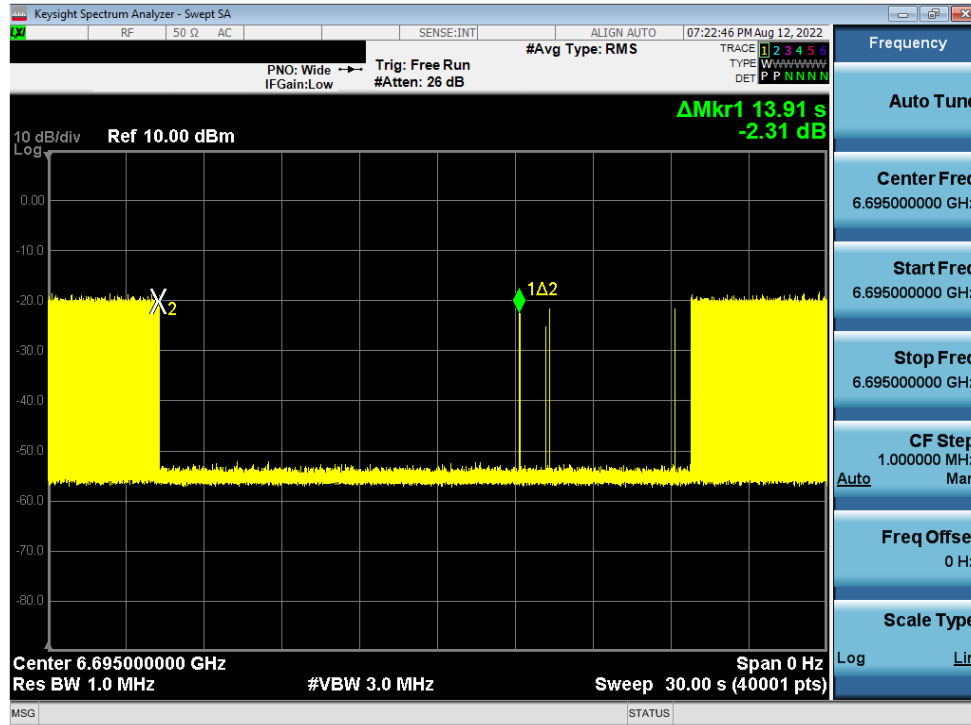


Plot 7-663. Contention Based Protocol Timing Plot – UNII 6 – 160MHz Channel 111 – Mid

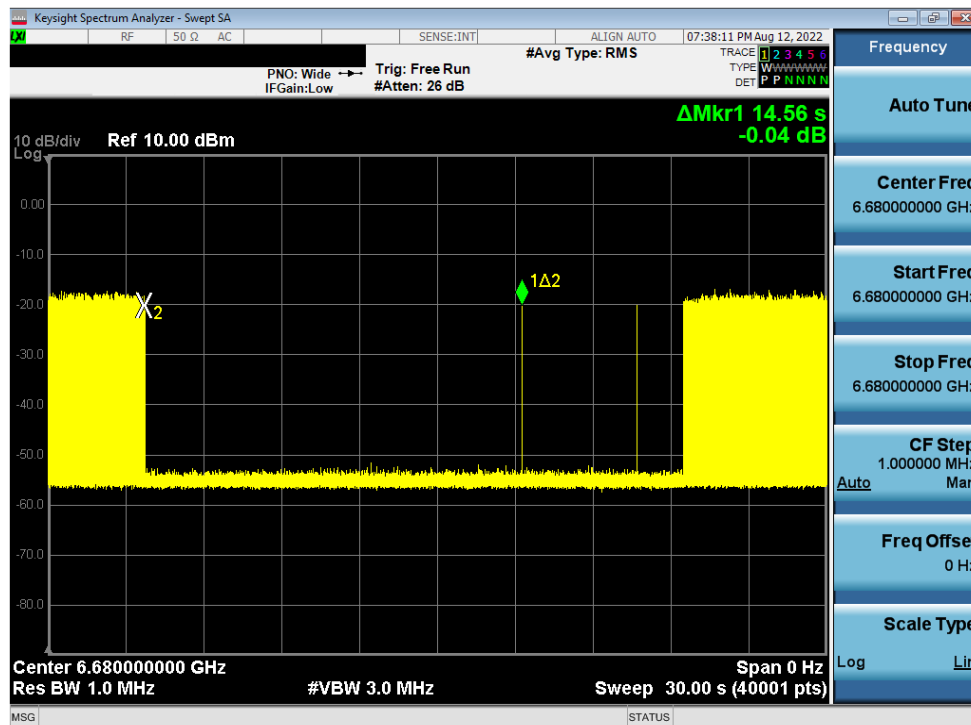


Plot 7-664. Contention Based Protocol Timing Plot – UNII 6 – 160MHz Channel 111 – High

FCC ID: BCGA2435 IC: 579C-A2435		MEASUREMENT REPORT (CERTIFICATION)	Approved by: Technical Manager
Test Report S/N: 1C2205090025-22-R2.BCG	Test Dates: 05/27/2022 - 9/12/2022	EUT Type: Tablet Device	Page 176 of 323

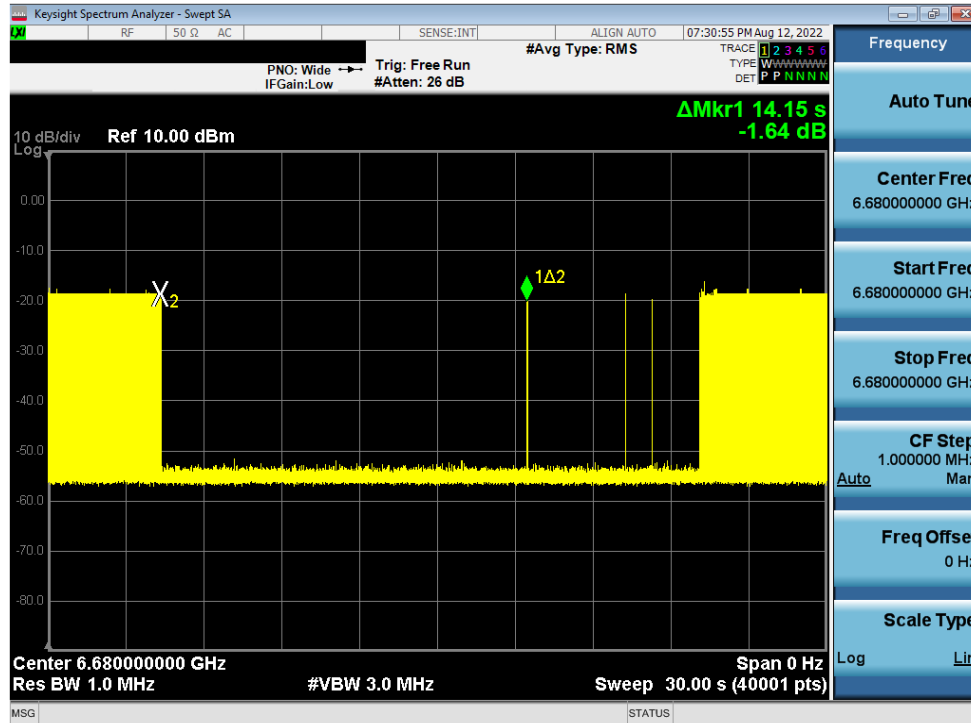


Plot 7-665. Contention Based Protocol Timing Plot – UNII 7 – 20MHz Channel 149

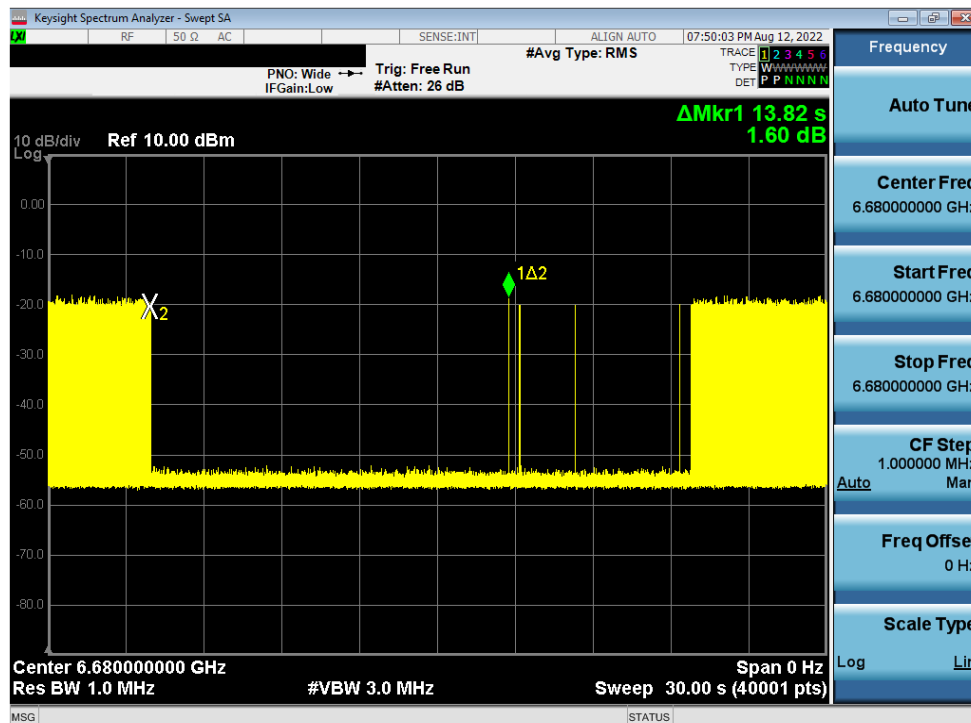


Plot 7-666. Contention Based Protocol Timing Plot – UNII 7 – 160MHz Channel 143 – Low

FCC ID: BCGA2435 IC: 579C-A2435		MEASUREMENT REPORT (CERTIFICATION)	Approved by: Technical Manager
Test Report S/N: 1C2205090025-22-R2.BCG	Test Dates: 05/27/2022 - 9/12/2022	EUT Type: Tablet Device	Page 177 of 323

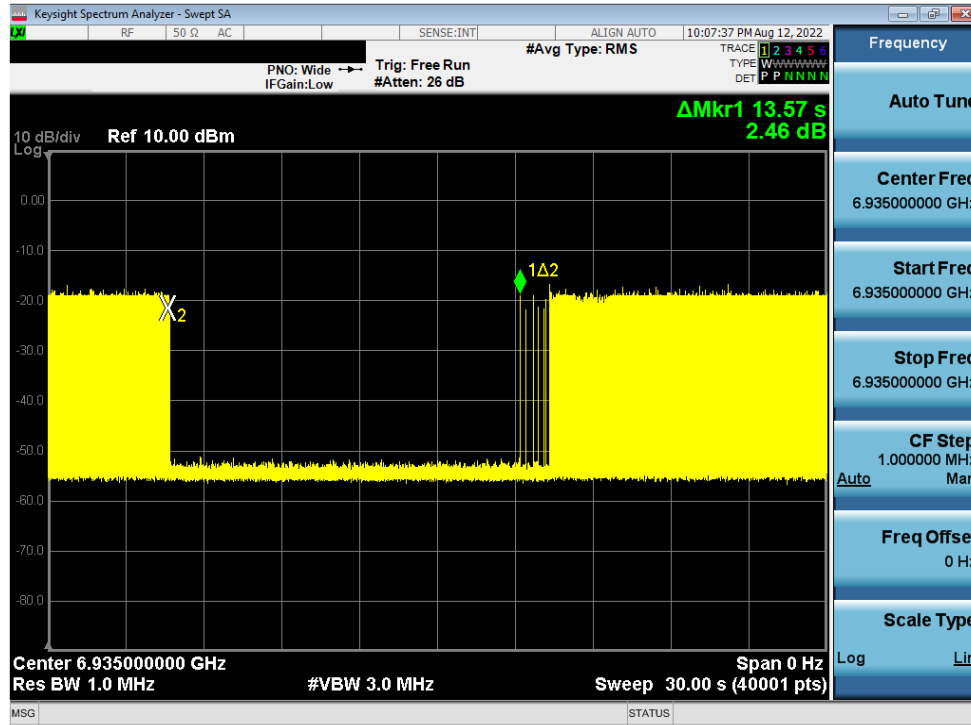


Plot 7-667. Contention Based Protocol Timing Plot – UNII 7 – 160MHz Channel 143 – Mid

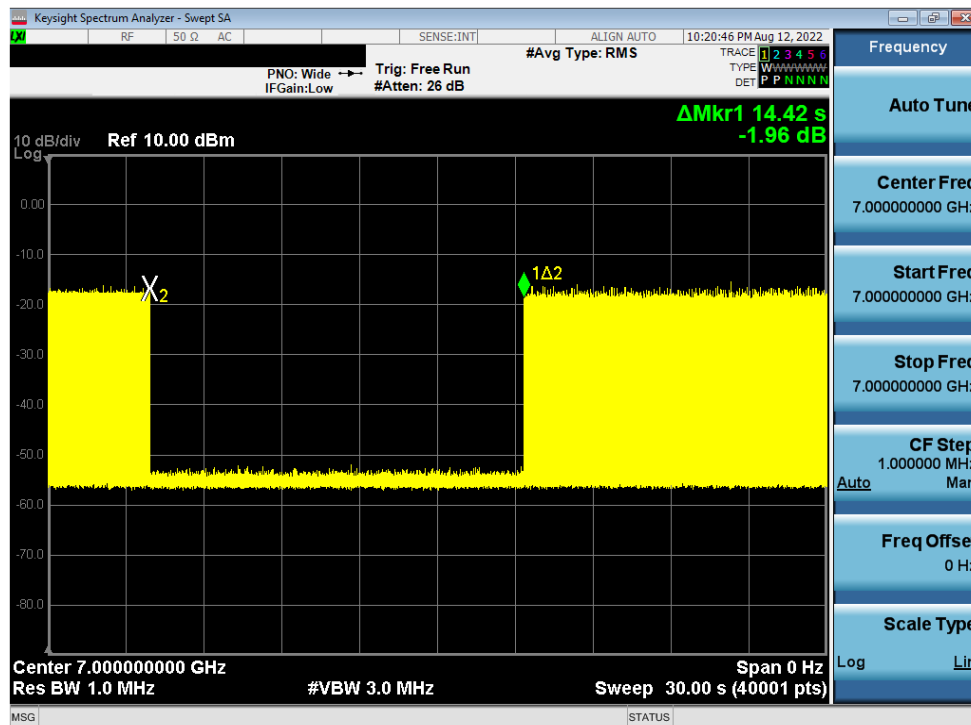


Plot 7-668. Contention Based Protocol Timing Plot – UNII 7 – 160MHz Channel 143 – High

FCC ID: BCGA2435 IC: 579C-A2435	element	MEASUREMENT REPORT (CERTIFICATION)	Approved by: Technical Manager
Test Report S/N: 1C2205090025-22-R2.BCG	Test Dates: 05/27/2022 - 9/12/2022	EUT Type: Tablet Device	Page 178 of 323

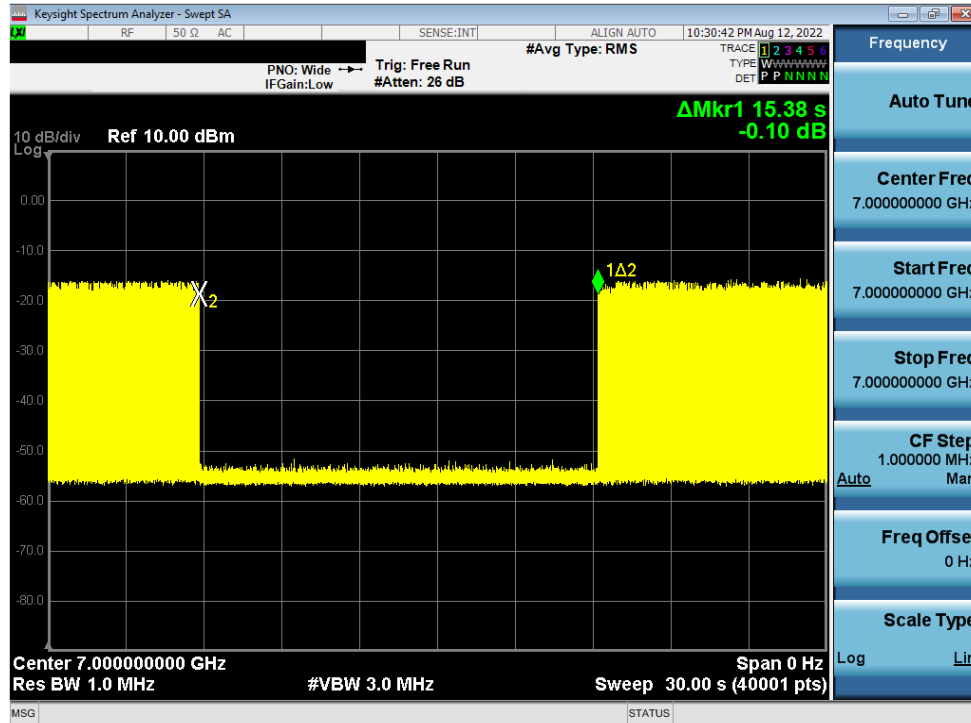


Plot 7-669. Contention Based Protocol Timing Plot – UNII 8 – 20MHz Channel 197

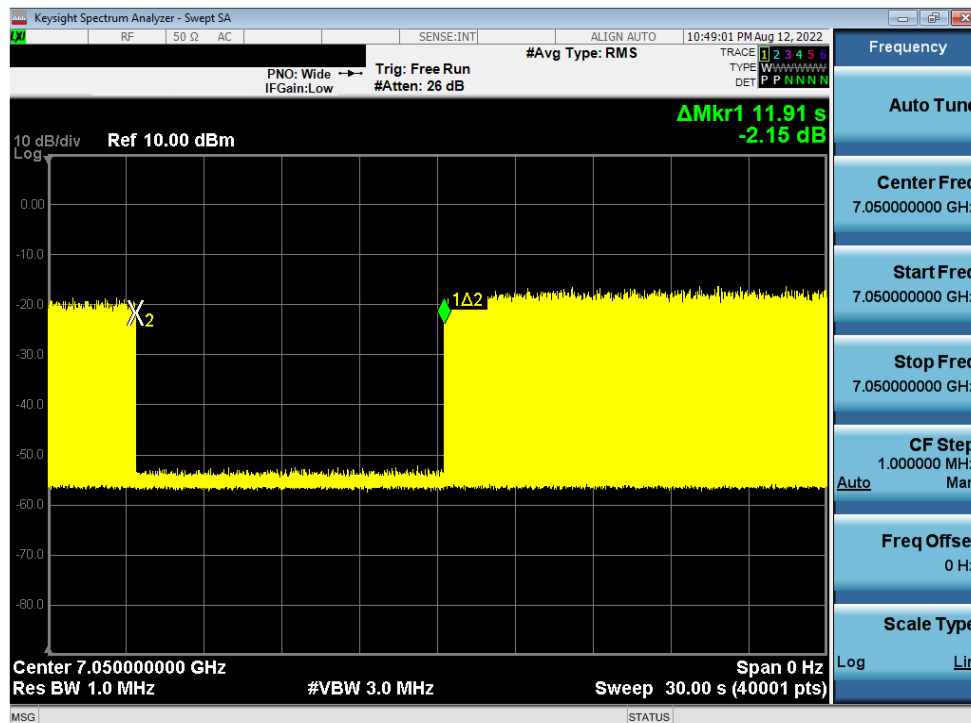


Plot 7-670. Contention Based Protocol Timing Plot – UNII 8 – 160MHz Channel 207 – Low

FCC ID: BCGA2435 IC: 579C-A2435		MEASUREMENT REPORT (CERTIFICATION)	Approved by: Technical Manager
Test Report S/N: 1C2205090025-22-R2.BCG	Test Dates: 05/27/2022 - 9/12/2022	EUT Type: Tablet Device	Page 179 of 323



Plot 7-671. Contention Based Protocol Timing Plot – UNII 8 – 160MHz Channel 207 – Mid



Plot 7-672. Contention Based Protocol Timing Plot – UNII 8 – 160MHz Channel 207 – High

FCC ID: BCGA2435 IC: 579C-A2435	 <b>MEASUREMENT REPORT (CERTIFICATION)</b>		Approved by: Technical Manager
Test Report S/N: 1C2205090025-22-R2.BCG	Test Dates: 05/27/2022 - 9/12/2022	EUT Type: Tablet Device	Page 180 of 323

## 7.7 Radiated Spurious Emissions – Above 1GHz

§15.407(b) §15.205 §15.209; RSS-Gen [8.9]

### Test Overview and Limit

All out of band radiated spurious emissions are measured with a spectrum analyzer connected to a receive antenna while the EUT is operating at its maximum duty cycle, at its maximum power control level, as defined in ANSI C63.10-2013 and KDB 789033 D02 v02r01, and at the appropriate frequencies. All channels, modes (e.g. 802.11ax (20/40/80/160MHz)), and modulations/data rates were investigated among all UNII bands. Only the radiated emissions of the configuration that produced the worst case emissions are reported in this section.

***For transmitters operating in the 5.925-7.125 GHz band: All emissions outside of the 5.925-7.125 GHz band shall not exceed an EIRP of -27 dBm/MHz. Emissions found in a restricted band are subject to the limits of 15.209 as shown in the table below.***

***All out of band emissions appearing in a restricted band as specified in Section 15.205 of the Title 47 CFR and Table 7 of RSS-Gen (8.10) must not exceed the limits shown in Table 7-51 per Section 15.209 and RSS-Gen (8.9).***

Frequency	Field Strength [μV/m]	Measured Distance [Meters]
Above 960.0 MHz	500	3

**Table 7-51. Radiated Limits**

### Test Procedures Used

ANSI C63.10-2013 – Sections 12.7.7.2, 12.7.6, 12.7.5

KDB 789033 D02 v02r01 – Section G

### Test Settings

#### Average Field Strength Measurements

1. Analyzer center frequency was set to the frequency of the radiated spurious emission of interest
2. RBW = 1MHz
3. VBW = 3MHz
4. Detector = power average (RMS)
5. Number of measurement points = 1001 (Number of points must be  $\geq 2 \times \text{span/RBW}$ )
6. Averaging type = power (RMS)
7. Sweep time = auto couple
8. Trace was averaged over 100 sweeps

#### Peak Field Strength Measurements

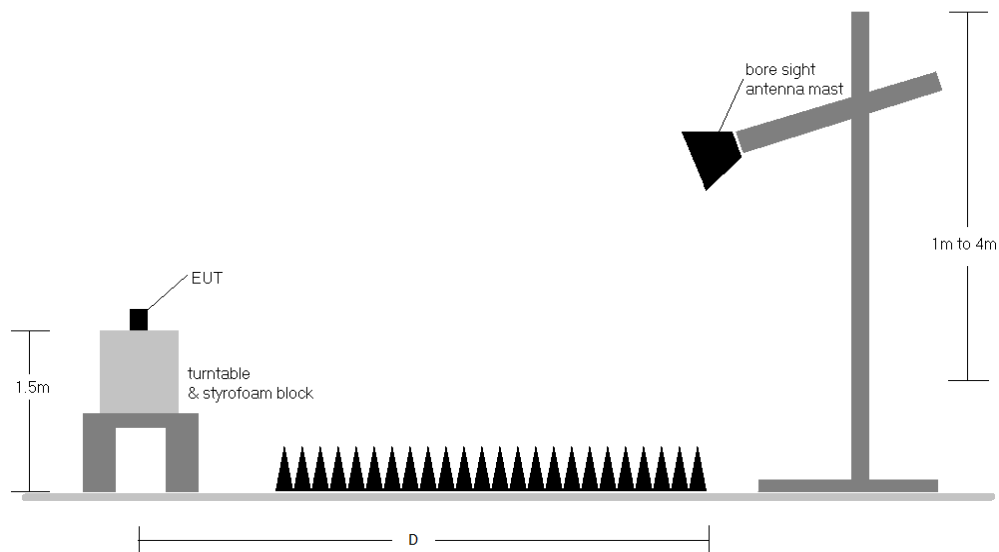
1. Analyzer center frequency was set to the frequency of the radiated spurious emission of interest
2. RBW = 1MHz
3. VBW = 3MHz
4. Detector = peak
5. Sweep time = auto couple

FCC ID: BCGA2435 IC: 579C-A2435		MEASUREMENT REPORT (CERTIFICATION)	Approved by: Technical Manager
Test Report S/N: 1C2205090025-22-R2.BCG	Test Dates: 05/27/2022 - 9/12/2022	EUT Type: Tablet Device	Page 181 of 323


6. Trace mode = max hold
7. Trace was allowed to stabilize

### Test Setup

The EUT and measurement equipment were set up as shown in the diagram below.



**Figure 7-5. Test Instrument & Measurement Setup**

<b>FCC ID:</b> BCGA2435 <b>IC:</b> 579C-A2435	 <b>MEASUREMENT REPORT (CERTIFICATION)</b>		<b>Approved by:</b> Technical Manager
<b>Test Report S/N:</b> 1C2205090025-22-R2.BCG	<b>Test Dates:</b> 05/27/2022 - 9/12/2022	<b>EUT Type:</b> Tablet Device	Page 182 of 323



## Test Notes

1. All emissions that lie in the restricted bands (denoted by a \* next to the frequency) specified in §15.205 and Section 8.10 of RSS-Gen are below the limit shown in Table 7-51.
2. All spurious emissions lying in restricted bands specified in §15.205 and Section 8.10 of RSS-Gen are below the limit shown in Table 7-51. All spurious emissions that do not lie in a restricted band are subject to a peak limit of -27dBm/MHz. At a distance of 3 meters, the field strength limit in dB $\mu$ V/m can be determined by adding a "conversion" factor of 95.2dB to the EIRP limit of -27dBm/MHz to obtain the limit for out of band spurious emissions of 68.2dB $\mu$ V/m.
3. The antenna is manipulated through typical positions, polarity and length during the tests. The EUT is manipulated through three orthogonal planes.
4. This unit was tested with its standard battery.
5. The spectrum is measured from 9kHz to the 10th harmonic of the fundamental frequency of the transmitter using CISPR quasi peak detector below 1GHz. Above 1 GHz, average and peak measurements were taken using linearly polarized horn antennas.
6. D is the measurement test distance and emissions 1-18GHz were measured at a 3 meters test distance while emissions above 18GHz were measured at a 1 meter test distance with the application of a distance correction factor.
7. The wide spectrum spurious emissions plots shown on the following pages are used only for the purpose of emission identification. Any emissions found to be within 20dB of the limit are fully investigated and the results are shown in this section.
8. All data rates were investigated and only the worse case is reported
9. The unit was tested with all possible modes and only the highest emission is reported.
10. The "-" shown in the following RSE tables are used to denote a noise floor measurement.


## Sample Calculations

### Determining Spurious Emissions Levels

- Field Strength Level [dB $\mu$ V/m] = Analyzer Level [dBm] + 107 + AFCL [dB/m]
- AFCL [dB/m] = Antenna Factor [dB/m] + Cable Loss [dB] – Preamplifier Gain [dB]
- Margin [dB] = Field Strength Level [dB $\mu$ V/m] – Limit [dB $\mu$ V/m]

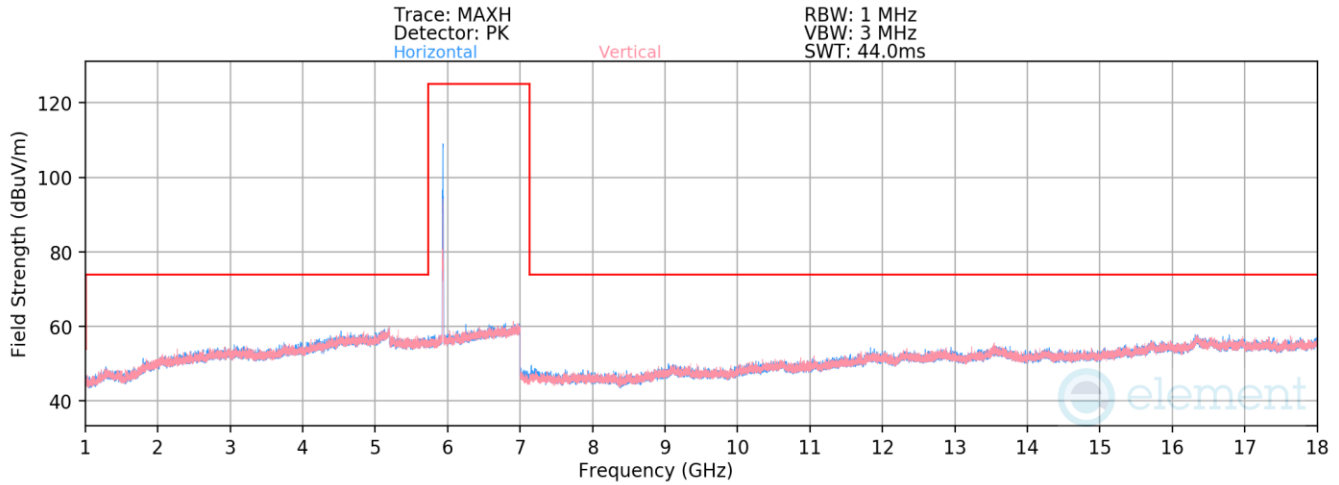
### Radiated Band Edge Measurement Offset

- The amplitude offset shown in the radiated restricted band edge plots in Sections 7.7.4, 7.7.5, 7.7.6, 7.7.7, 7.7.8, 7.7.9, 7.7.11, 7.7.12, 7.7.13, 7.7.14 and 7.7.15 was calculated using the formula:  
Offset (dB) = (Antenna Factor + Cable Loss + Attenuator) – Preamplifier Gain

FCC ID: BCGA2435 IC: 579C-A2435		MEASUREMENT REPORT (CERTIFICATION)	Approved by: Technical Manager
Test Report S/N: 1C2205090025-22-R2.BCG	Test Dates: 05/27/2022 - 9/12/2022	EUT Type: Tablet Device	Page 183 of 323

## 7.7.1 Antenna 5b Radiated Spurious Emission

### RU26




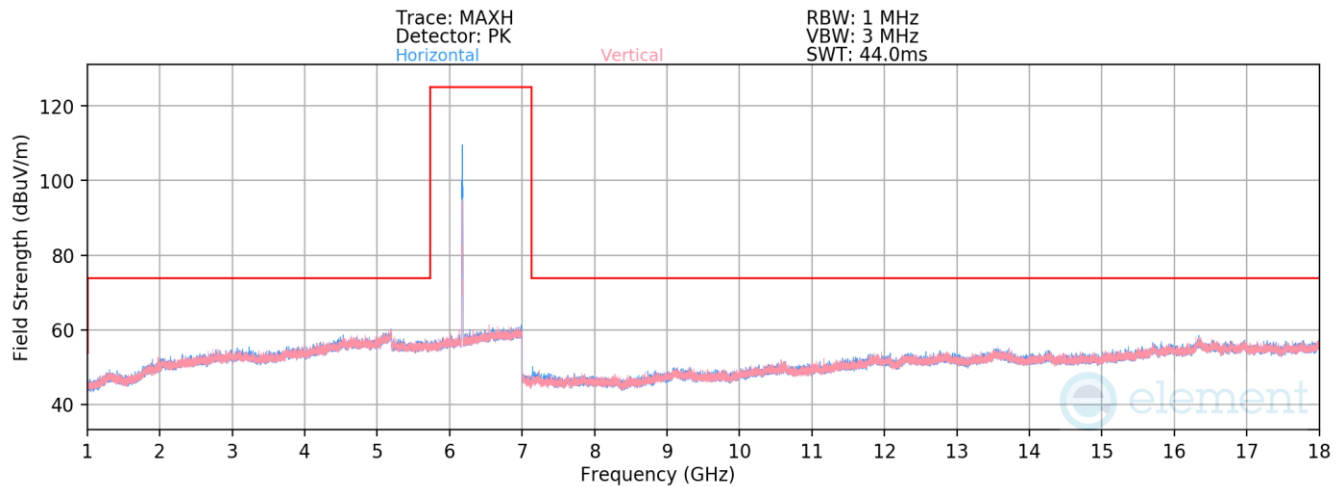
Plot 7-673. Radiated Spurious Emissions above 1GHz Antenna 5b (802.11ax – Ch. 1 – RU26)

Mode: 802.11ax  
Data Rate: MCS0  
Distance of Measurements: 3 Meters  
Operating Frequency: 5955MHz  
Channel: 1

Frequency [MHz]	Detector	Ant. Pol. [H/V]	Antenna Height [cm]	Turntable Azimuth [degree]	Analyzer Level [dBm]	AFCL [dB/m]	Field Strength [dBuV/m]	Limit [dBuV/m]	Margin [dB]
* 11910.00	Peak	H	-	-	-71.96	16.96	52.00	73.98	-21.98
* 11910.00	Average	H	-	-	-83.41	16.96	40.55	53.98	-13.43
* 17865.00	Peak	H	-	-	-72.20	21.89	56.69	73.98	-17.29
* 17865.00	Average	H	-	-	-84.04	21.89	44.85	53.98	-9.13

Table 7-52. Radiated Spurious Emission Measurements Antenna 5b – RU26

FCC ID: BCGA2435 IC: 579C-A2435		MEASUREMENT REPORT (CERTIFICATION)	Approved by: Technical Manager
Test Report S/N: 1C2205090025-22-R2.BCG	Test Dates: 05/27/2022 - 9/12/2022	EUT Type: Tablet Device	Page 184 of 323



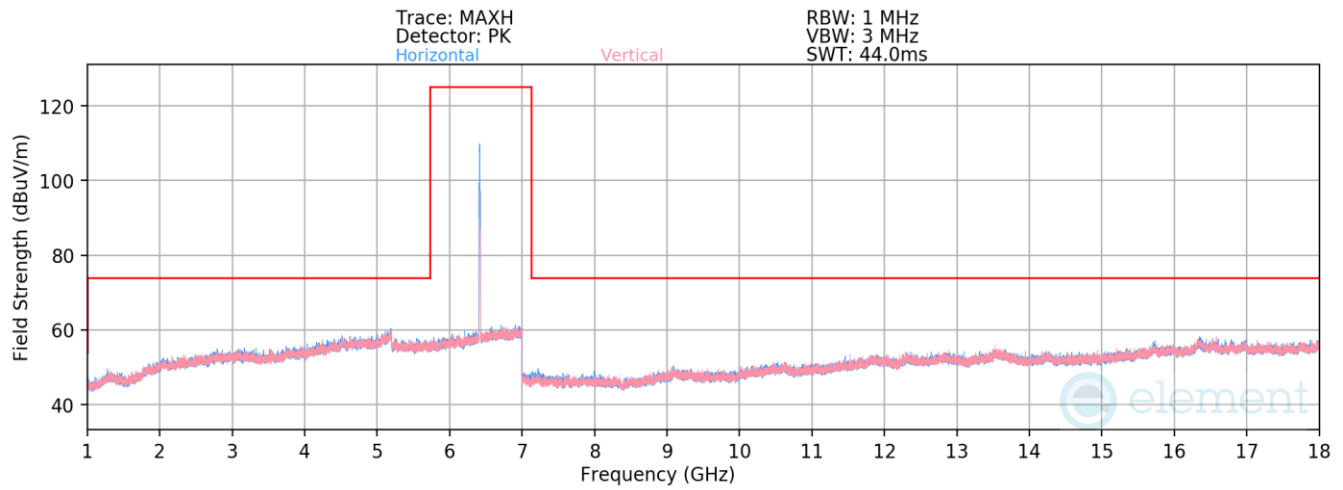
**Plot 7-674. Radiated Spurious Emissions above 1GHz Antenna 5b (802.11ax – Ch. 45 – RU26)**

Mode: 802.11ax  
Data Rate: MCS0  
Distance of Measurements: 3 Meters  
Operating Frequency: 6175MHz  
Channel: 45

Frequency [MHz]	Detector	Ant. Pol. [H/V]	Antenna Height [cm]	Turntable Azimuth [degree]	Analyzer Level [dBm]	AFCL [dB/m]	Field Strength [dBuV/m]	Limit [dBuV/m]	Margin [dB]
* 12350.00	Peak	H	-	-	-72.91	17.84	51.93	73.98	-22.05
* 12350.00	Average	H	-	-	-84.09	17.84	40.75	53.98	-13.23

**Table 7-53. Radiated Spurious Emission Measurements Antenna 5b – RU26**

FCC ID: BCGA2435 IC: 579C-A2435		MEASUREMENT REPORT (CERTIFICATION)	Approved by: Technical Manager
Test Report S/N: 1C2205090025-22-R2.BCG	Test Dates: 05/27/2022 - 9/12/2022	EUT Type: Tablet Device	Page 185 of 323




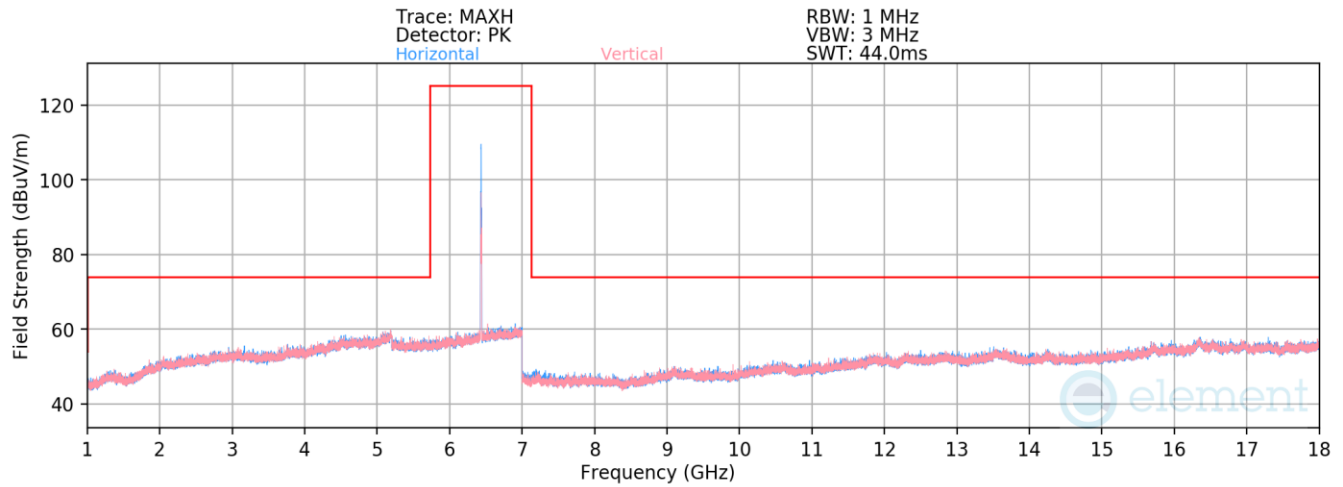
**Plot 7-675. Radiated Spurious Emissions above 1GHz Antenna 5b (802.11ax – Ch. 93 – RU26)**

Mode: 802.11ax  
Data Rate: MCS0  
Distance of Measurements: 3 Meters  
Operating Frequency: 6415MHz  
Channel: 93

Frequency [MHz]	Detector	Ant. Pol. [H/V]	Antenna Height [cm]	Turntable Azimuth [degree]	Analyzer Level [dBm]	AFCL [dB/m]	Field Strength [dBuV/m]	Limit [dBuV/m]	Margin [dB]
12830.00	Average	H	-	-	-83.97	18.55	41.58	68.20	-26.62

**Table 7-54. Radiated Spurious Emission Measurements Antenna 5b – RU26**

FCC ID: BCGA2435 IC: 579C-A2435		MEASUREMENT REPORT (CERTIFICATION)	Approved by: Technical Manager
Test Report S/N: 1C2205090025-22-R2.BCG	Test Dates: 05/27/2022 - 9/12/2022	EUT Type: Tablet Device	Page 186 of 323



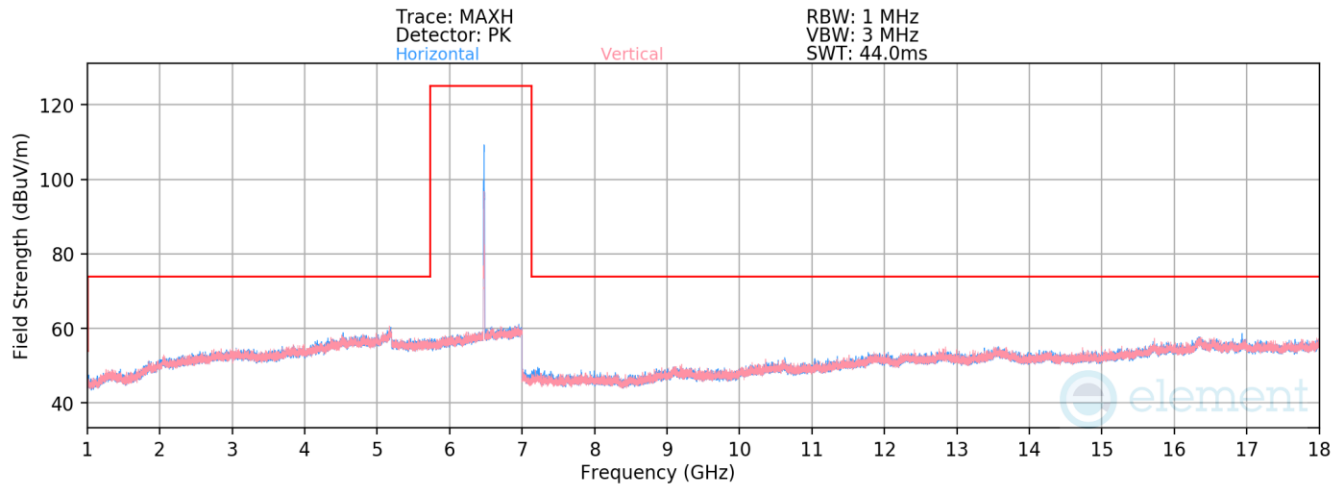
**Plot 7-676. Radiated Spurious Emissions above 1GHz Antenna 5b (802.11ax – Ch. 97 – RU26)**

Mode: 802.11ax  
Data Rate: MCS0  
Distance of Measurements: 3 Meters  
Operating Frequency: 6435MHz  
Channel: 97

Frequency [MHz]	Detector	Ant. Pol. [H/V]	Antenna Height [cm]	Turntable Azimuth [degree]	Analyzer Level [dBm]	AFCL [dB/m]	Field Strength [dBuV/m]	Limit [dBuV/m]	Margin [dB]
12870.00	Average	H	-	-	-84.00	18.68	41.68	68.20	-26.52

**Table 7-55. Radiated Spurious Emission Measurements Antenna 5b – RU26**

FCC ID: BCGA2435 IC: 579C-A2435		MEASUREMENT REPORT (CERTIFICATION)	Approved by: Technical Manager
Test Report S/N: 1C2205090025-22-R2.BCG	Test Dates: 05/27/2022 - 9/12/2022	EUT Type: Tablet Device	Page 187 of 323



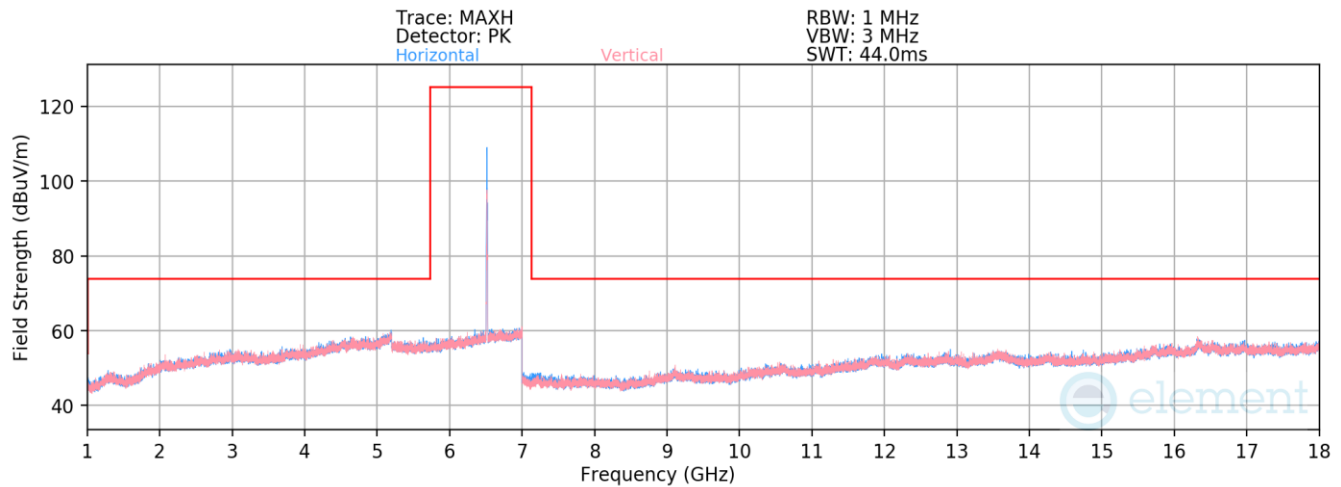
**Plot 7-677. Radiated Spurious Emissions above 1GHz Antenna 5b (802.11ax – Ch. 105 – RU26)**

Mode: 802.11ax  
Data Rate: MCS0  
Distance of Measurements: 3 Meters  
Operating Frequency: 6475MHz  
Channel: 105

Frequency [MHz]	Detector	Ant. Pol. [H/V]	Antenna Height [cm]	Turntable Azimuth [degree]	Analyzer Level [dBm]	AFCL [dB/m]	Field Strength [dBuV/m]	Limit [dBuV/m]	Margin [dB]
12950.00	Average	H	-	-	-83.85	18.16	41.31	68.20	-26.89

**Table 7-56. Radiated Spurious Emission Measurements Antenna 5b – RU26**

FCC ID: BCGA2435 IC: 579C-A2435		MEASUREMENT REPORT (CERTIFICATION)	Approved by: Technical Manager
Test Report S/N: 1C2205090025-22-R2.BCG	Test Dates: 05/27/2022 - 9/12/2022	EUT Type: Tablet Device	Page 188 of 323



**Plot 7-678. Radiated Spurious Emissions above 1GHz Antenna 5b (802.11ax – Ch. 113 – RU26)**

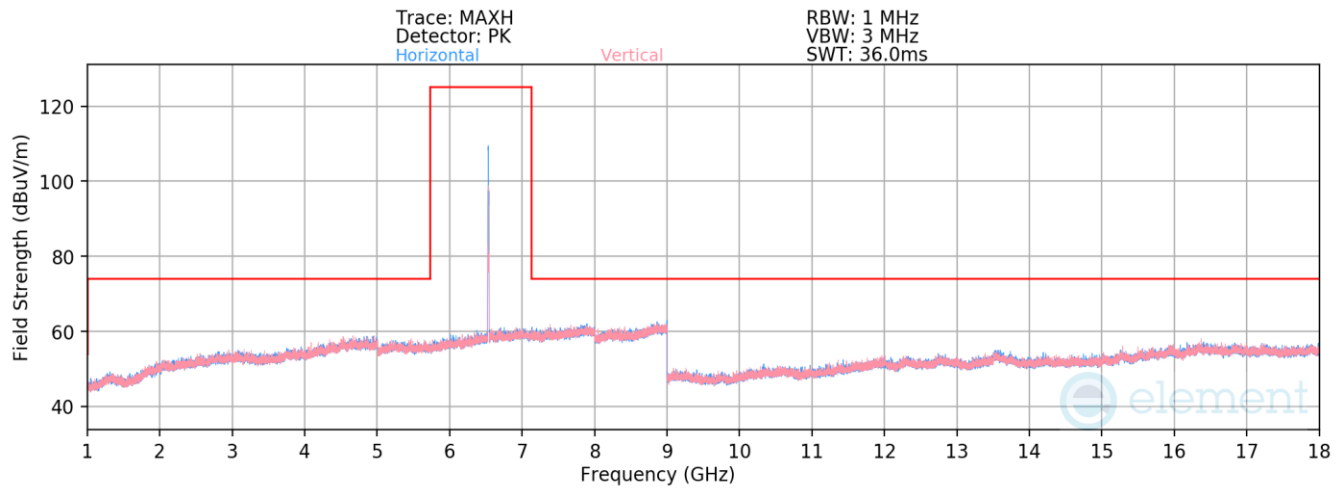
Mode: 802.11ax  
Data Rate: MCS0  
Distance of Measurements: 3 Meters  
Operating Frequency: 6515MHz  
Channel: 113

Frequency [MHz]	Detector	Ant. Pol. [H/V]	Antenna Height [cm]	Turntable Azimuth [degree]	Analyzer Level [dBm]	AFCL [dB/m]	Field Strength [dBuV/m]	Limit [dBuV/m]	Margin [dB]
13030.00	Average	H	-	-	-83.64	18.53	41.89	68.20	-26.31

**Table 7-57. Radiated Spurious Emission Measurements Antenna 5b – RU26**

FCC ID: BCGA2435 IC: 579C-A2435		MEASUREMENT REPORT (CERTIFICATION)	Approved by: Technical Manager
Test Report S/N: 1C2205090025-22-R2.BCG	Test Dates: 05/27/2022 - 9/12/2022	EUT Type: Tablet Device	Page 189 of 323





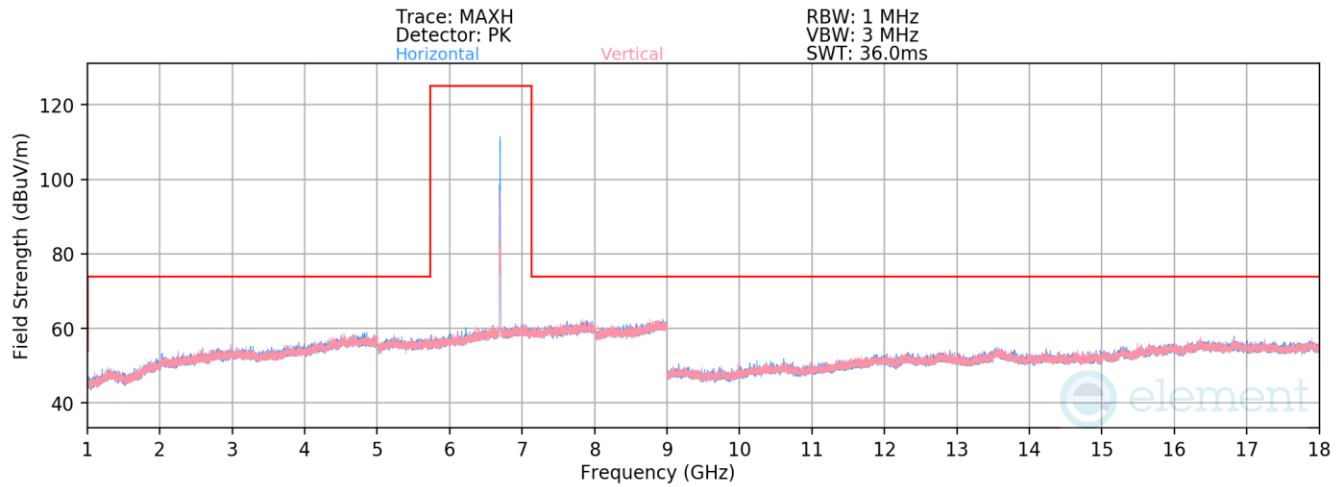
**Plot 7-679. Radiated Spurious Emissions above 1GHz Antenna 5b (802.11ax – Ch. 117 – RU26)**

Mode: 802.11ax  
Data Rate: MCS0  
Distance of Measurements: 3 Meters  
Operating Frequency: 6535MHz  
Channel: 117

Frequency [MHz]	Detector	Ant. Pol. [H/V]	Antenna Height [cm]	Turntable Azimuth [degree]	Analyzer Level [dBm]	AFCL [dB/m]	Field Strength [dBuV/m]	Limit [dBuV/m]	Margin [dB]
13070.00	Average	H	-	-	-83.58	18.01	41.43	68.20	-26.77

**Table 7-58. Radiated Spurious Emission Measurements Antenna 5b – RU26**

FCC ID: BCGA2435 IC: 579C-A2435		MEASUREMENT REPORT (CERTIFICATION)	Approved by: Technical Manager
Test Report S/N: 1C2205090025-22-R2.BCG	Test Dates: 05/27/2022 - 9/12/2022	EUT Type: Tablet Device	Page 190 of 323



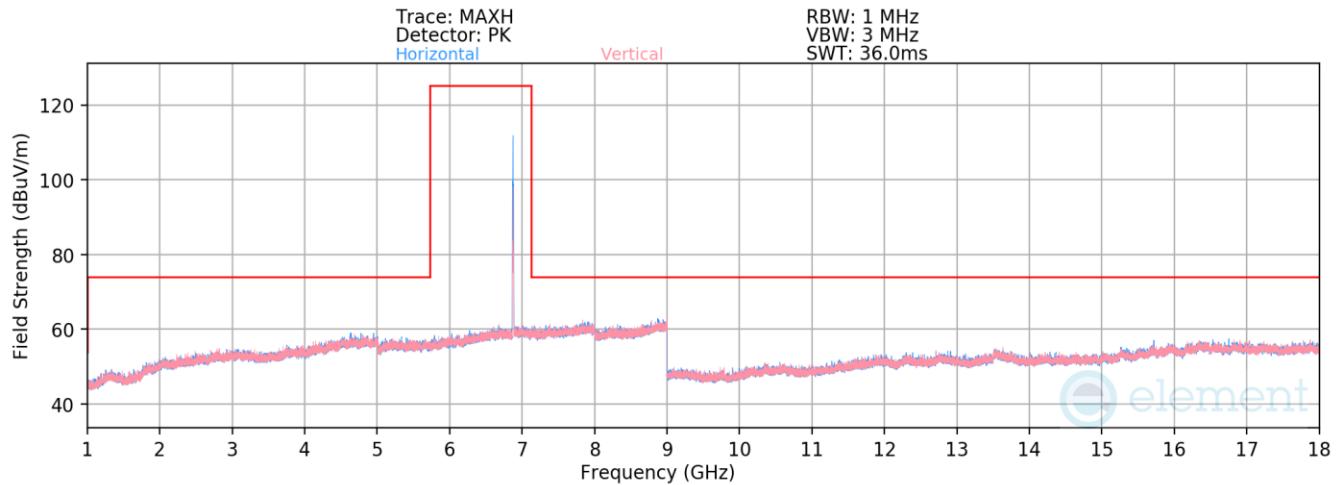
**Plot 7-680. Radiated Spurious Emissions above 1GHz Antenna 5b (802.11ax – Ch. 149 – RU26)**

Mode: 802.11ax  
Data Rate: MCS0  
Distance of Measurements: 3 Meters  
Operating Frequency: 6695MHz  
Channel: 149

Frequency [MHz]	Detector	Ant. Pol. [H/V]	Antenna Height [cm]	Turntable Azimuth [degree]	Analyzer Level [dBm]	AFCL [dB/m]	Field Strength [dBuV/m]	Limit [dBuV/m]	Margin [dB]
* 13390.00	Peak	H	-	-	-72.71	18.12	52.41	73.98	-21.57
* 13390.00	Average	H	-	-	-84.11	18.12	41.01	53.98	-12.97

**Table 7-59. Radiated Spurious Emission Measurements Antenna 5b – RU26**

FCC ID: BCGA2435 IC: 579C-A2435		MEASUREMENT REPORT (CERTIFICATION)	Approved by: Technical Manager
Test Report S/N: 1C2205090025-22-R2.BCG	Test Dates: 05/27/2022 - 9/12/2022	EUT Type: Tablet Device	Page 191 of 323



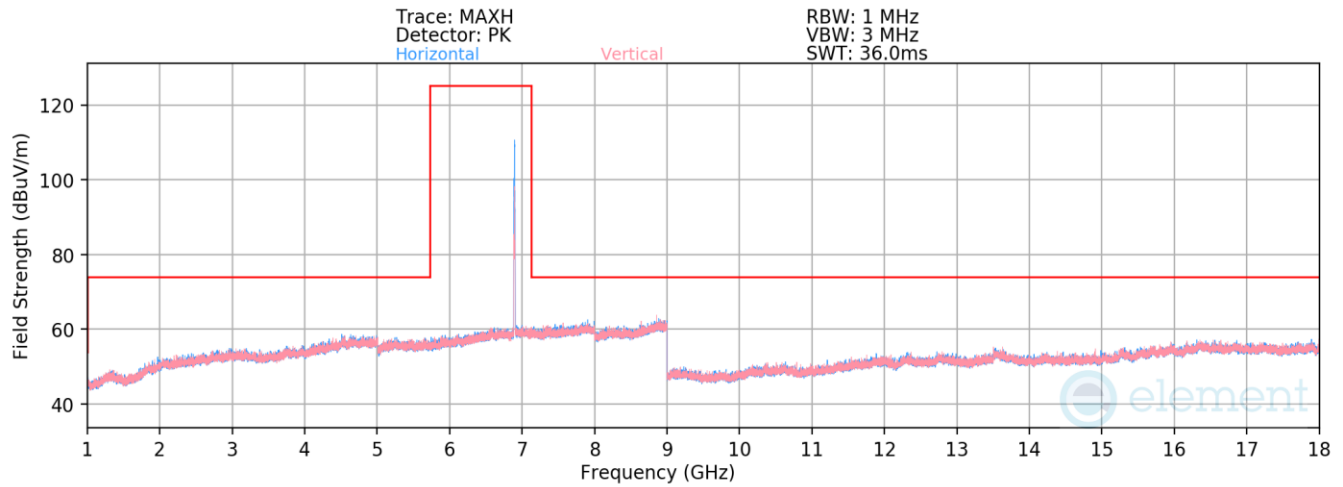
**Plot 7-681. Radiated Spurious Emissions above 1GHz Antenna 5b (802.11ax – Ch. 185 – RU26)**

Mode: 802.11ax  
Data Rate: MCS0  
Distance of Measurements: 3 Meters  
Operating Frequency: 6875MHz  
Channel: 185

Frequency [MHz]	Detector	Ant. Pol. [H/V]	Antenna Height [cm]	Turntable Azimuth [degree]	Analyzer Level [dBm]	AFCL [dB/m]	Field Strength [dBuV/m]	Limit [dBuV/m]	Margin [dB]
13750.00	Average	H	-	-	-83.38	17.82	41.44	68.20	-26.76

**Table 7-60. Radiated Spurious Emission Measurements Antenna 5b – RU26**

FCC ID: BCGA2435 IC: 579C-A2435		MEASUREMENT REPORT (CERTIFICATION)	Approved by: Technical Manager
Test Report S/N: 1C2205090025-22-R2.BCG	Test Dates: 05/27/2022 - 9/12/2022	EUT Type: Tablet Device	Page 192 of 323



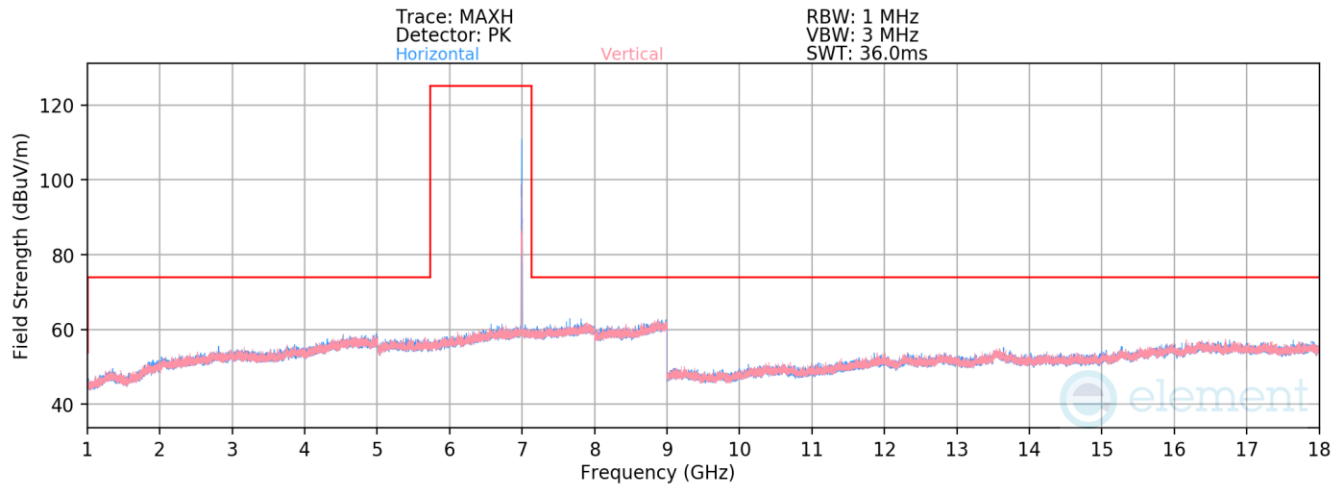
**Plot 7-682. Radiated Spurious Emissions above 1GHz Antenna 5b (802.11ax – Ch. 189 – RU26)**

Mode: 802.11ax  
Data Rate: MCS0  
Distance of Measurements: 3 Meters  
Operating Frequency: 6895MHz  
Channel: 189

Frequency [MHz]	Detector	Ant. Pol. [H/V]	Antenna Height [cm]	Turntable Azimuth [degree]	Analyzer Level [dBm]	AFCL [dB/m]	Field Strength [dBuV/m]	Limit [dBuV/m]	Margin [dB]
13790.00	Average	H	-	-	-83.45	17.46	41.01	68.20	-27.19

**Table 7-61. Radiated Spurious Emission Measurements Antenna 5b – RU26**

FCC ID: BCGA2435 IC: 579C-A2435		MEASUREMENT REPORT (CERTIFICATION)	Approved by: Technical Manager
Test Report S/N: 1C2205090025-22-R2.BCG	Test Dates: 05/27/2022 - 9/12/2022	EUT Type: Tablet Device	Page 193 of 323



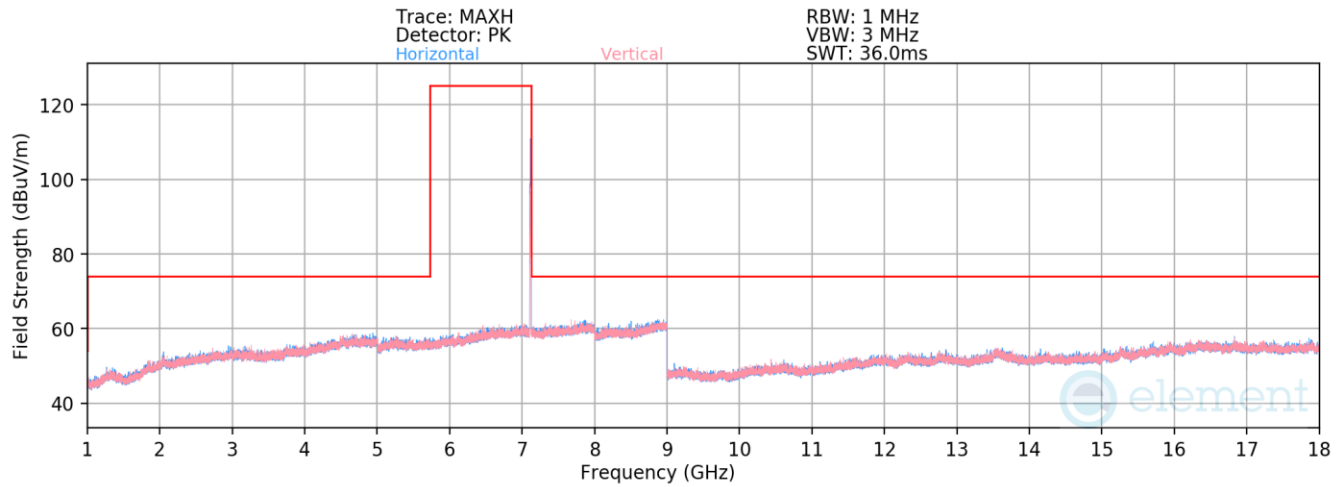
**Plot 7-683. Radiated Spurious Emissions above 1GHz Antenna 5b (802.11ax – Ch. 209 – RU26)**

Mode: 802.11ax  
Data Rate: MCS0  
Distance of Measurements: 3 Meters  
Operating Frequency: 6995MHz  
Channel: 209

Frequency [MHz]	Detector	Ant. Pol. [H/V]	Antenna Height [cm]	Turntable Azimuth [degree]	Analyzer Level [dBm]	AFCL [dB/m]	Field Strength [dBuV/m]	Limit [dBuV/m]	Margin [dB]
13990.00	Average	H	-	-	-83.57	17.85	41.28	68.20	-26.92

**Table 7-62. Radiated Spurious Emission Measurements Antenna 5b – RU26**

FCC ID: BCGA2435 IC: 579C-A2435		MEASUREMENT REPORT (CERTIFICATION)	Approved by: Technical Manager
Test Report S/N: 1C2205090025-22-R2.BCG	Test Dates: 05/27/2022 - 9/12/2022	EUT Type: Tablet Device	Page 194 of 323




**Plot 7-684. Radiated Spurious Emissions above 1GHz Antenna 5b (802.11ax – Ch. 229 – RU26)**

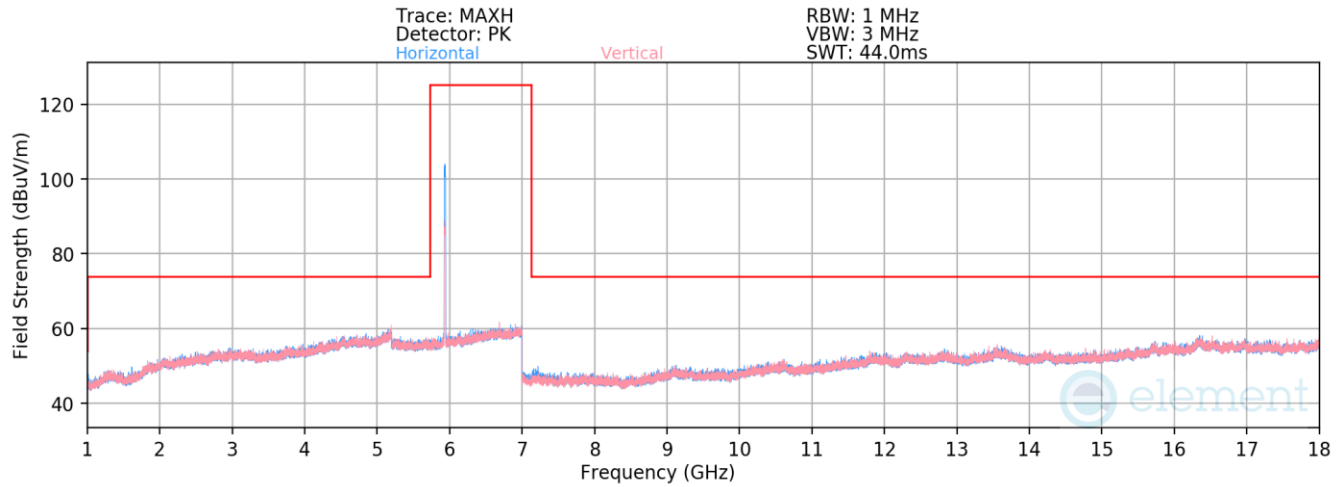
Mode: 802.11ax  
Data Rate: MCS0  
Distance of Measurements: 3 Meters  
Operating Frequency: 7095MHz  
Channel: 229

Frequency [MHz]	Detector	Ant. Pol. [H/V]	Antenna Height [cm]	Turntable Azimuth [degree]	Analyzer Level [dBm]	AFCL [dB/m]	Field Strength [dBuV/m]	Limit [dBuV/m]	Margin [dB]
14190.00	Average	H	-	-	-83.96	18.13	41.17	68.20	-27.03

**Table 7-63. Radiated Spurious Emission Measurements Antenna 5b – RU26**

FCC ID: BCGA2435 IC: 579C-A2435		MEASUREMENT REPORT (CERTIFICATION)	Approved by: Technical Manager
Test Report S/N: 1C2205090025-22-R2.BCG	Test Dates: 05/27/2022 - 9/12/2022	EUT Type: Tablet Device	Page 195 of 323

## RU242




**Plot 7-685. Radiated Spurious Emissions above 1GHz Antenna 5b (802.11ax – Ch. 1 – RU242)**

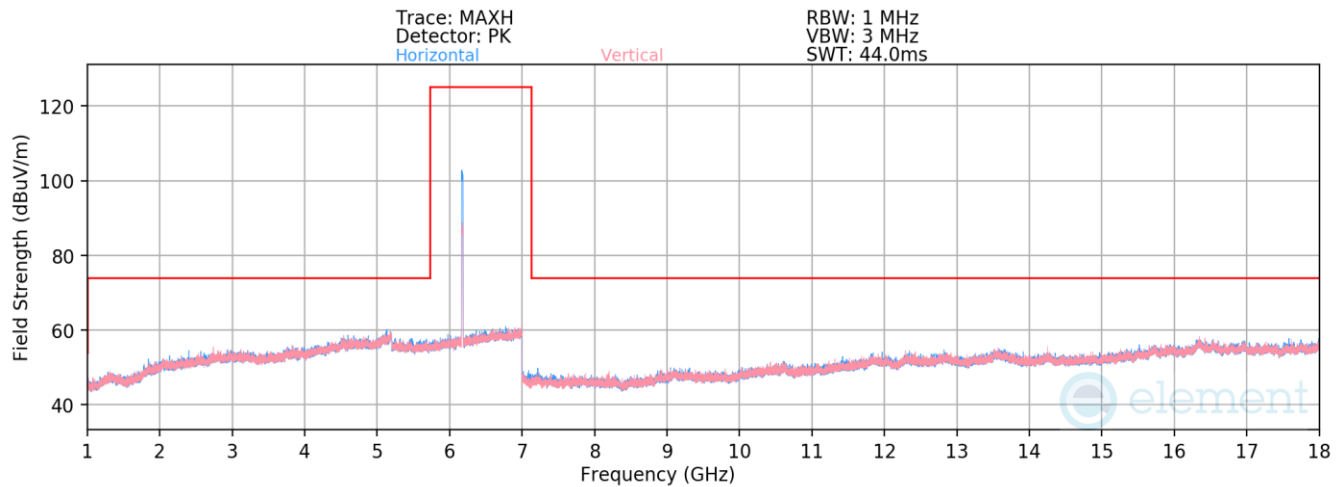
Mode:	802.11ax
Data Rate:	MCS0
Distance of Measurements:	3 Meters
Operating Frequency:	5955MHz
Channel:	1

	Frequency [MHz]	Detector	Ant. Pol. [H/V]	Antenna Height [cm]	Turntable Azimuth [degree]	Analyzer Level [dBm]	AFCL [dB/m]	Field Strength [dBuV/m]	Limit [dBuV/m]	Margin [dB]
*	11910.00	Peak	H	-	-	-72.20	16.96	51.76	73.98	-22.22
*	11910.00	Average	H	-	-	-83.59	16.96	40.37	53.98	-13.61
*	17865.00	Peak	H	-	-	-72.44	21.89	56.45	73.98	-17.53
*	17865.00	Average	H	-	-	-84.16	21.89	44.73	53.98	-9.25

**Table 7-64. Radiated Spurious Emission Measurements Antenna 5b – RU242**

FCC ID: BCGA2435 IC: 579C-A2435		MEASUREMENT REPORT (CERTIFICATION)	Approved by: Technical Manager
Test Report S/N: 1C2205090025-22-R2.BCG	Test Dates: 05/27/2022 - 9/12/2022	EUT Type: Tablet Device	Page 196 of 323





**Plot 7-686. Radiated Spurious Emissions above 1GHz Antenna 5b (802.11ax – Ch. 45 – RU242)**

Mode: 802.11ax

Data Rate: MCS0

Distance of Measurements: 3 Meters

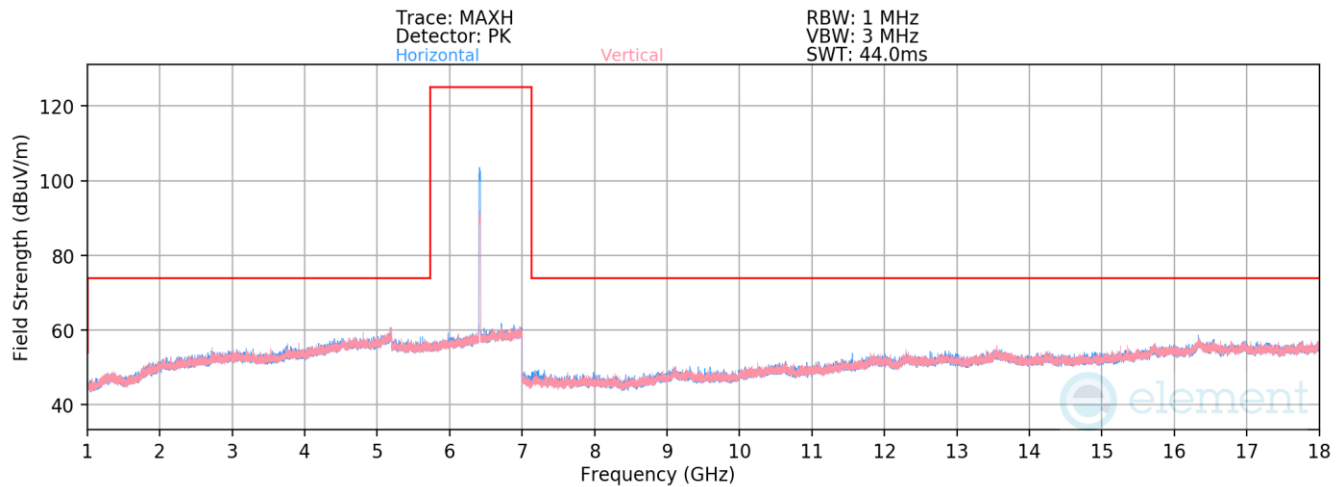
Operating Frequency: 6175MHz

Channel: 45

Frequency [MHz]	Detector	Ant. Pol. [H/V]	Antenna Height [cm]	Turntable Azimuth [degree]	Analyzer Level [dBm]	AFCL [dB/m]	Field Strength [dBuV/m]	Limit [dBuV/m]	Margin [dB]
* 12350.00	Peak	H	-	-	-72.91	17.84	51.93	73.98	-22.05
* 12350.00	Average	H	-	-	-84.09	17.84	40.75	53.98	-13.23

**Table 7-65. Radiated Spurious Emission Measurements Antenna 5b – RU242**

FCC ID: BCGA2435 IC: 579C-A2435		MEASUREMENT REPORT (CERTIFICATION)	Approved by: Technical Manager
Test Report S/N: 1C2205090025-22-R2.BCG	Test Dates: 05/27/2022 - 9/12/2022	EUT Type: Tablet Device	Page 197 of 323




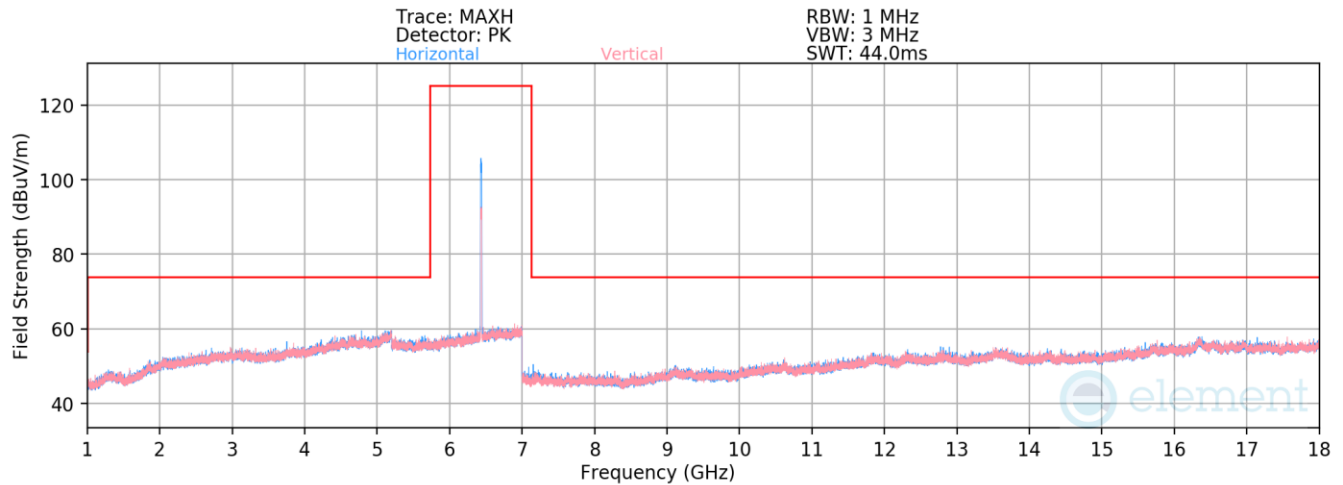
**Plot 7-687. Radiated Spurious Emissions above 1GHz Antenna 5b (802.11ax – Ch. 93 – RU242)**

Mode: 802.11ax  
Data Rate: MCS0  
Distance of Measurements: 3 Meters  
Operating Frequency: 6415MHz  
Channel: 93

Frequency [MHz]	Detector	Ant. Pol. [H/V]	Antenna Height [cm]	Turntable Azimuth [degree]	Analyzer Level [dBm]	AFCL [dB/m]	Field Strength [dBuV/m]	Limit [dBuV/m]	Margin [dB]
12830.00	Average	H	-	-	-83.97	18.55	41.58	68.20	-26.62

**Table 7-66. Radiated Spurious Emission Measurements Antenna 5b – RU242**

FCC ID: BCGA2435 IC: 579C-A2435		MEASUREMENT REPORT (CERTIFICATION)	Approved by: Technical Manager
Test Report S/N: 1C2205090025-22-R2.BCG	Test Dates: 05/27/2022 - 9/12/2022	EUT Type: Tablet Device	Page 198 of 323



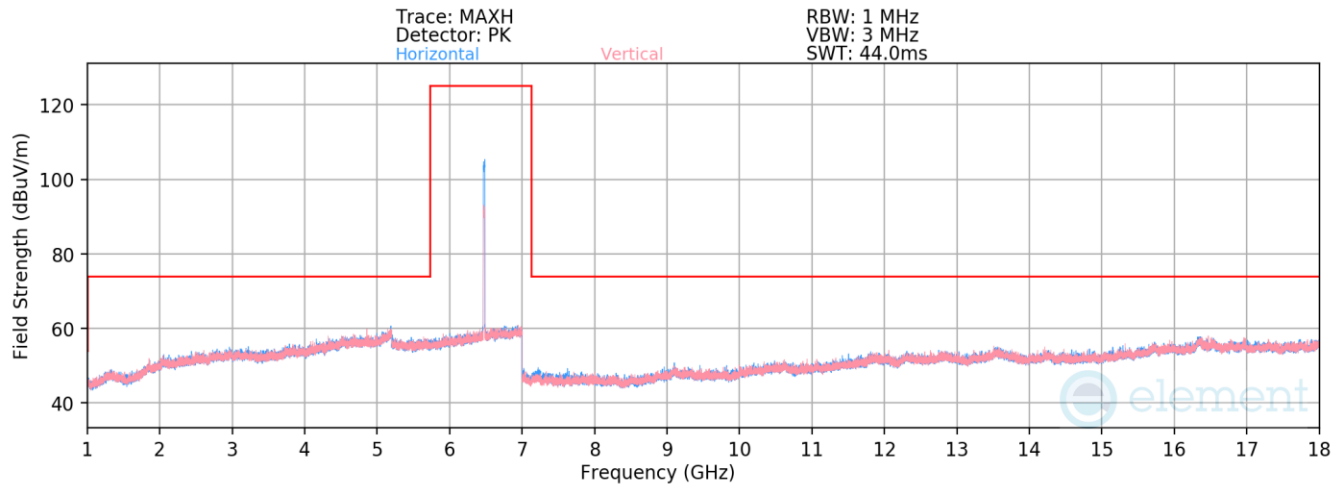
**Plot 7-688. Radiated Spurious Emissions above 1GHz Antenna 5b (802.11ax – Ch. 97 – RU242)**

Mode: 802.11ax  
Data Rate: MCS0  
Distance of Measurements: 3 Meters  
Operating Frequency: 6435MHz  
Channel: 97

Frequency [MHz]	Detector	Ant. Pol. [H/V]	Antenna Height [cm]	Turntable Azimuth [degree]	Analyzer Level [dBm]	AFCL [dB/m]	Field Strength [dBuV/m]	Limit [dBuV/m]	Margin [dB]
12870.00	Average	H	-	-	-84.00	18.68	41.68	68.20	-26.52

**Table 7-67. Radiated Spurious Emission Measurements Antenna 5b – RU242**

FCC ID: BCGA2435 IC: 579C-A2435		MEASUREMENT REPORT (CERTIFICATION)	Approved by: Technical Manager
Test Report S/N: 1C2205090025-22-R2.BCG	Test Dates: 05/27/2022 - 9/12/2022	EUT Type: Tablet Device	Page 199 of 323



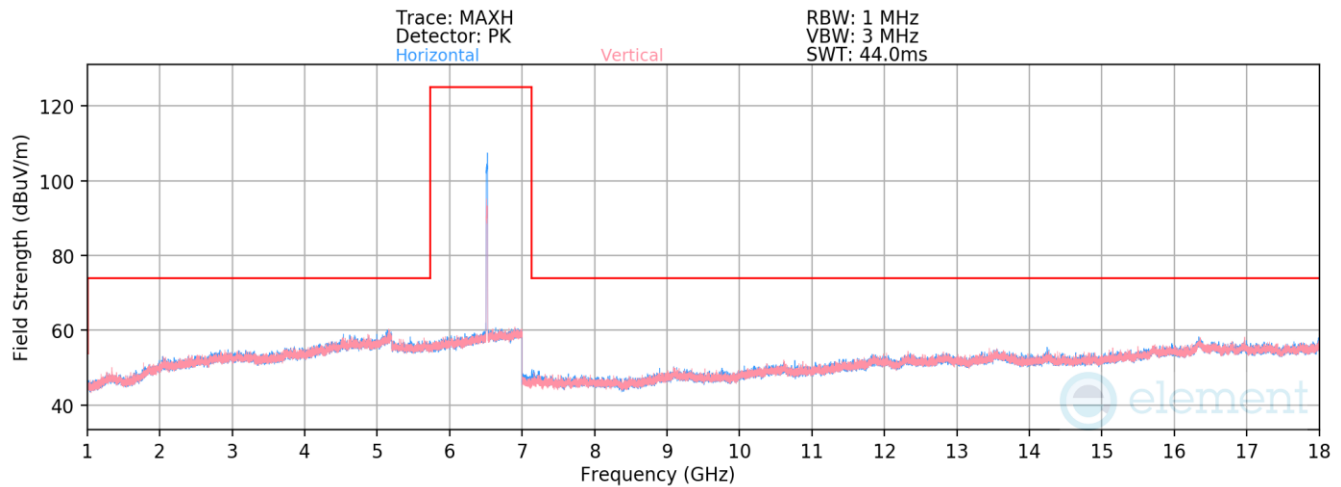
**Plot 7-689. Radiated Spurious Emissions above 1GHz Antenna 5b (802.11ax – Ch. 105 – RU242)**

Mode: 802.11ax  
Data Rate: MCS0  
Distance of Measurements: 3 Meters  
Operating Frequency: 6475MHz  
Channel: 105

Frequency [MHz]	Detector	Ant. Pol. [H/V]	Antenna Height [cm]	Turntable Azimuth [degree]	Analyzer Level [dBm]	AFCL [dB/m]	Field Strength [dBuV/m]	Limit [dBuV/m]	Margin [dB]
12950.00	Average	H	-	-	-83.85	18.16	41.31	68.20	-26.89

**Table 7-68. Radiated Spurious Emission Measurements Antenna 5b – RU242**

FCC ID: BCGA2435 IC: 579C-A2435		MEASUREMENT REPORT (CERTIFICATION)	Approved by: Technical Manager
Test Report S/N: 1C2205090025-22-R2.BCG	Test Dates: 05/27/2022 - 9/12/2022	EUT Type: Tablet Device	Page 200 of 323



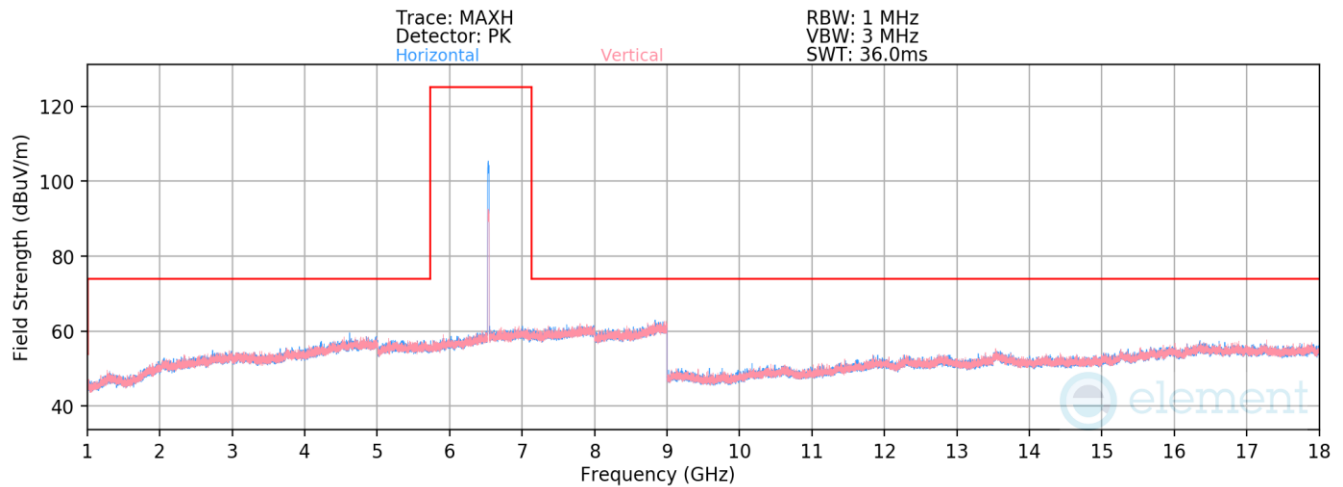
**Plot 7-690. Radiated Spurious Emissions above 1GHz Antenna 5b (802.11ax – Ch. 113 – RU242)**

Mode: 802.11ax  
Data Rate: MCS0  
Distance of Measurements: 3 Meters  
Operating Frequency: 6515MHz  
Channel: 113

Frequency [MHz]	Detector	Ant. Pol. [H/V]	Antenna Height [cm]	Turntable Azimuth [degree]	Analyzer Level [dBm]	AFCL [dB/m]	Field Strength [dBuV/m]	Limit [dBuV/m]	Margin [dB]
13030.00	Average	H	-	-	-83.64	18.53	41.89	68.20	-26.31

**Table 7-69. Radiated Spurious Emission Measurements Antenna 5b – RU242**

FCC ID: BCGA2435 IC: 579C-A2435		MEASUREMENT REPORT (CERTIFICATION)	Approved by: Technical Manager
Test Report S/N: 1C2205090025-22-R2.BCG	Test Dates: 05/27/2022 - 9/12/2022	EUT Type: Tablet Device	Page 201 of 323



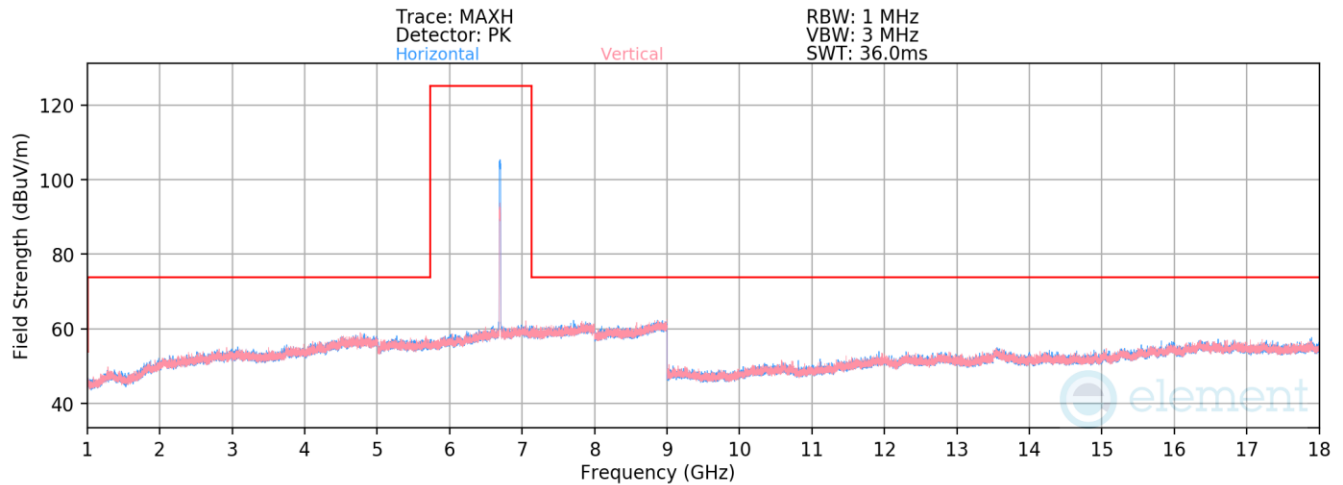
**Plot 7-691. Radiated Spurious Emissions above 1GHz Antenna 5b (802.11ax – Ch. 117 – RU242)**

Mode: 802.11ax  
Data Rate: MCS0  
Distance of Measurements: 3 Meters  
Operating Frequency: 6535MHz  
Channel: 117

Frequency [MHz]	Detector	Ant. Pol. [H/V]	Antenna Height [cm]	Turntable Azimuth [degree]	Analyzer Level [dBm]	AFCL [dB/m]	Field Strength [dBuV/m]	Limit [dBuV/m]	Margin [dB]
13070.00	Average	H	-	-	-83.58	18.01	41.43	68.20	-26.77

**Table 7-70. Radiated Spurious Emission Measurements Antenna 5b – RU242**

FCC ID: BCGA2435 IC: 579C-A2435		MEASUREMENT REPORT (CERTIFICATION)	Approved by: Technical Manager
Test Report S/N: 1C2205090025-22-R2.BCG	Test Dates: 05/27/2022 - 9/12/2022	EUT Type: Tablet Device	Page 202 of 323



**Plot 7-692. Radiated Spurious Emissions above 1GHz Antenna 5b (802.11ax – Ch. 149 – RU242)**

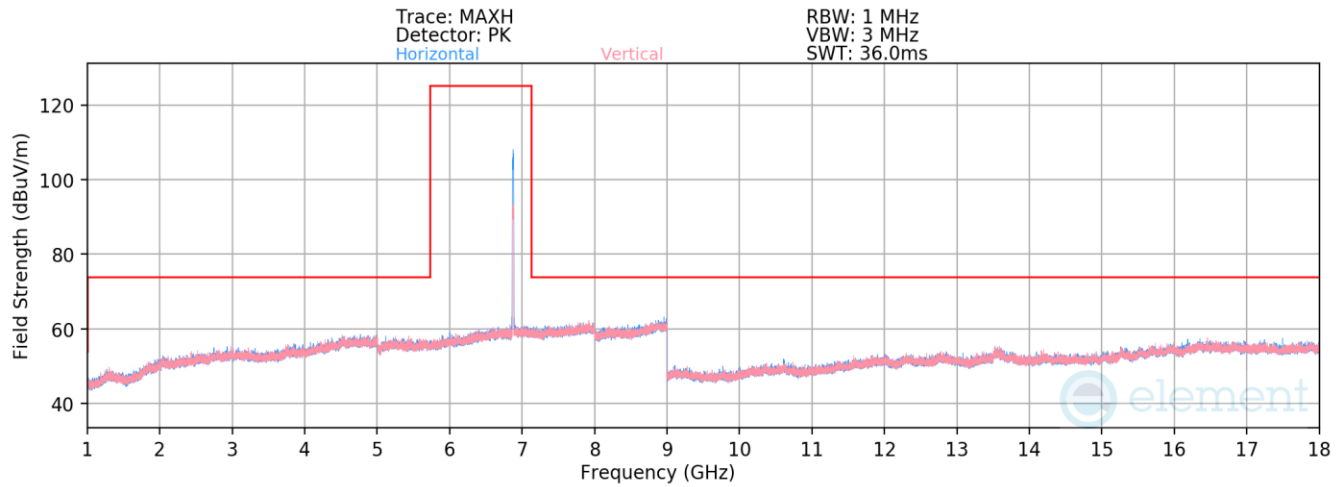
Mode: 802.11ax  
Data Rate: MCS0  
Distance of Measurements: 3 Meters  
Operating Frequency: 6695MHz  
Channel: 149

Frequency [MHz]	Detector	Ant. Pol. [H/V]	Antenna Height [cm]	Turntable Azimuth [degree]	Analyzer Level [dBm]	AFCL [dB/m]	Field Strength [dBuV/m]	Limit [dBuV/m]	Margin [dB]
* 13390.00	Peak	H	-	-	-72.71	18.12	52.41	73.98	-21.57
* 13390.00	Average	H	-	-	-84.11	18.12	41.01	53.98	-12.97

**Table 7-71. Radiated Spurious Emission Measurements Antenna 5b – RU242**

FCC ID: BCGA2435 IC: 579C-A2435		MEASUREMENT REPORT (CERTIFICATION)	Approved by: Technical Manager
Test Report S/N: 1C2205090025-22-R2.BCG	Test Dates: 05/27/2022 - 9/12/2022	EUT Type: Tablet Device	Page 203 of 323





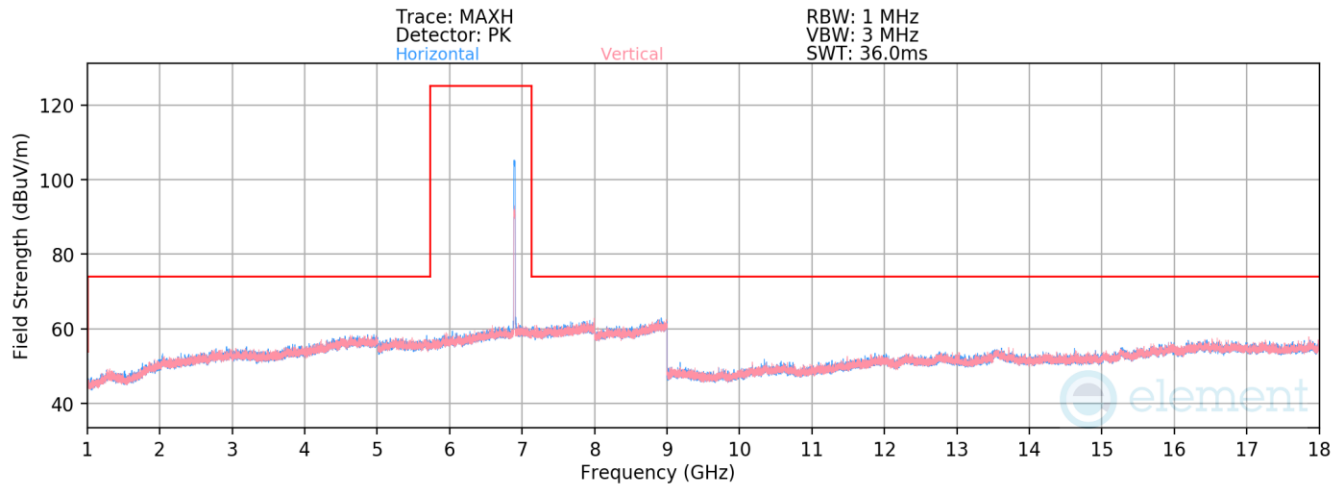
**Plot 7-693. Radiated Spurious Emissions above 1GHz Antenna 5b (802.11ax – Ch. 185 – RU242)**

Mode: 802.11ax  
Data Rate: MCS0  
Distance of Measurements: 3 Meters  
Operating Frequency: 6875MHz  
Channel: 185

Frequency [MHz]	Detector	Ant. Pol. [H/V]	Antenna Height [cm]	Turntable Azimuth [degree]	Analyzer Level [dBm]	AFCL [dB/m]	Field Strength [dBuV/m]	Limit [dBuV/m]	Margin [dB]
13750.00	Average	H	-	-	-83.38	17.82	41.44	68.20	-26.76

**Table 7-72. Radiated Spurious Emission Measurements Antenna 5b – RU242**

FCC ID: BCGA2435 IC: 579C-A2435		MEASUREMENT REPORT (CERTIFICATION)	Approved by: Technical Manager
Test Report S/N: 1C2205090025-22-R2.BCG	Test Dates: 05/27/2022 - 9/12/2022	EUT Type: Tablet Device	Page 204 of 323



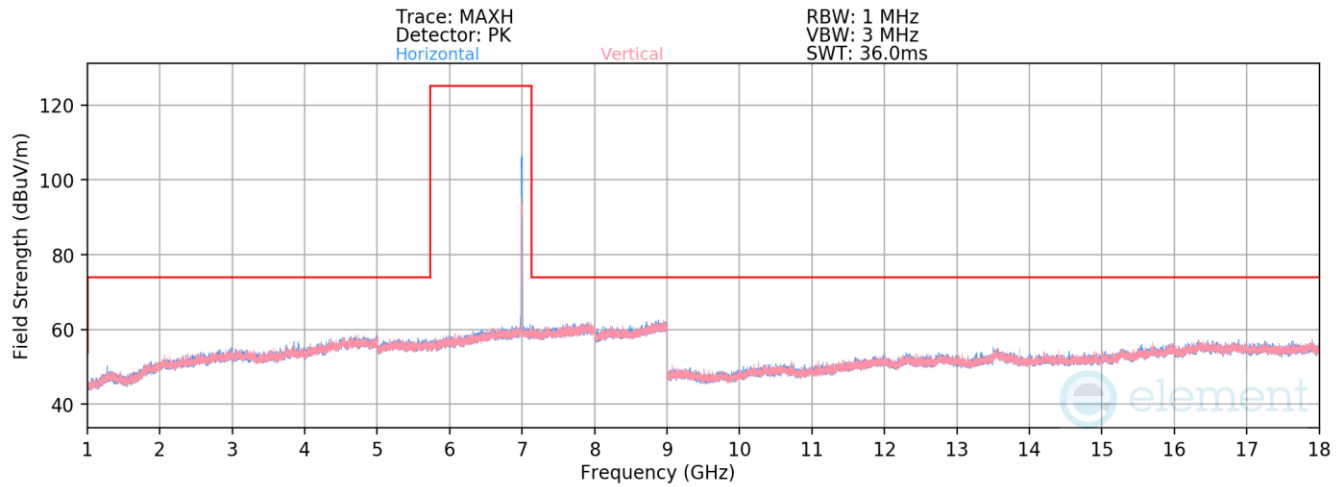
**Plot 7-694. Radiated Spurious Emissions above 1GHz Antenna 5b (802.11ax – Ch. 189 – RU242)**

Mode: 802.11ax  
Data Rate: MCS0  
Distance of Measurements: 3 Meters  
Operating Frequency: 6895MHz  
Channel: 189

Frequency [MHz]	Detector	Ant. Pol. [H/V]	Antenna Height [cm]	Turntable Azimuth [degree]	Analyzer Level [dBm]	AFCL [dB/m]	Field Strength [dBuV/m]	Limit [dBuV/m]	Margin [dB]
13790.00	Average	H	-	-	-83.45	17.46	41.01	68.20	-27.19

**Table 7-73. Radiated Spurious Emission Measurements Antenna 5b – RU242**

FCC ID: BCGA2435 IC: 579C-A2435		MEASUREMENT REPORT (CERTIFICATION)	Approved by: Technical Manager
Test Report S/N: 1C2205090025-22-R2.BCG	Test Dates: 05/27/2022 - 9/12/2022	EUT Type: Tablet Device	Page 205 of 323



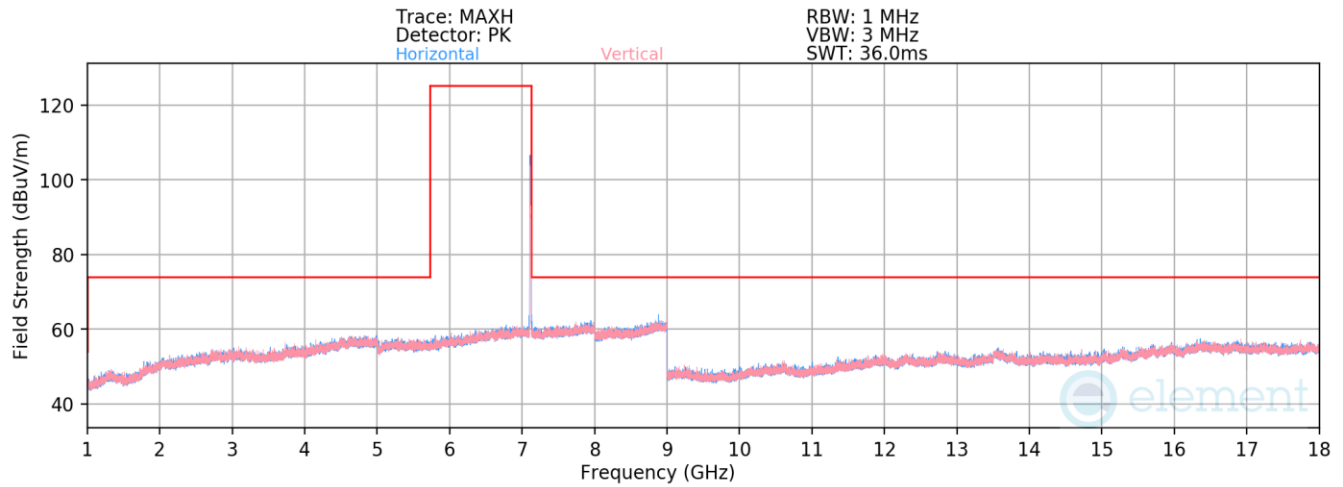
**Plot 7-695. Radiated Spurious Emissions above 1GHz Antenna 5b (802.11ax – Ch. 209 – RU242)**

Mode: 802.11ax  
Data Rate: MCS0  
Distance of Measurements: 3 Meters  
Operating Frequency: 6995MHz  
Channel: 209

Frequency [MHz]	Detector	Ant. Pol. [H/V]	Antenna Height [cm]	Turntable Azimuth [degree]	Analyzer Level [dBm]	AFCL [dB/m]	Field Strength [dBuV/m]	Limit [dBuV/m]	Margin [dB]
13990.00	Average	H	-	-	-83.57	17.85	41.28	68.20	-26.92

**Table 7-74. Radiated Spurious Emission Measurements Antenna 5b – RU242**

FCC ID: BCGA2435 IC: 579C-A2435		MEASUREMENT REPORT (CERTIFICATION)	Approved by: Technical Manager
Test Report S/N: 1C2205090025-22-R2.BCG	Test Dates: 05/27/2022 - 9/12/2022	EUT Type: Tablet Device	Page 206 of 323



**Plot 7-696. Radiated Spurious Emissions above 1GHz Antenna 5b (802.11ax – Ch. 229 – RU242)**

Mode: 802.11ax  
Data Rate: MCS0  
Distance of Measurements: 3 Meters  
Operating Frequency: 7095MHz  
Channel: 229

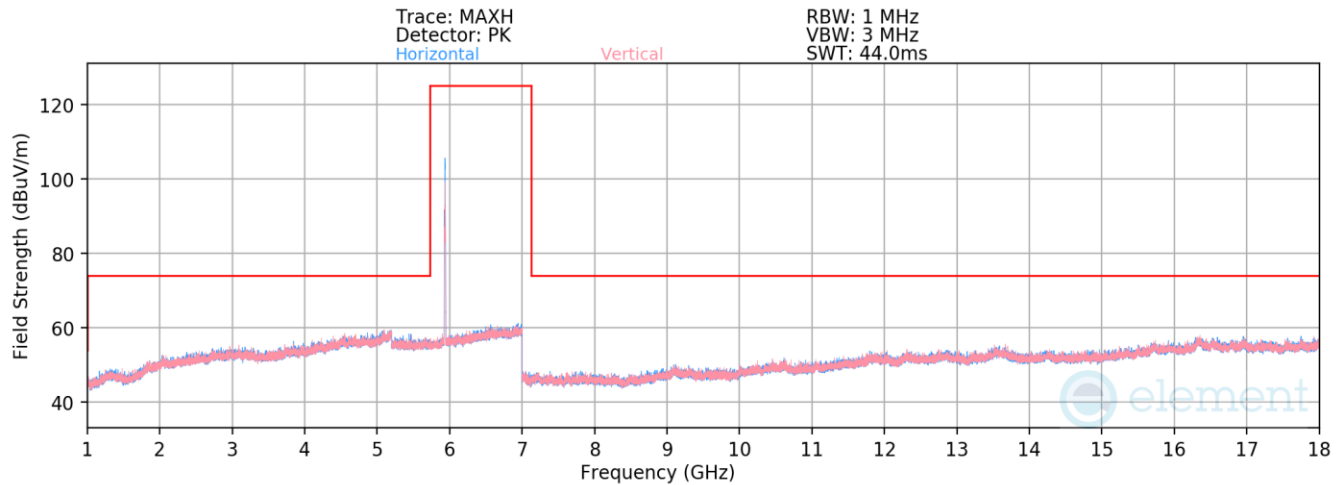
Frequency [MHz]	Detector	Ant. Pol. [H/V]	Antenna Height [cm]	Turntable Azimuth [degree]	Analyzer Level [dBm]	AFCL [dB/m]	Field Strength [dBuV/m]	Limit [dBuV/m]	Margin [dB]
14190.00	Average	H	-	-	-83.96	18.13	41.17	68.20	-27.03

**Table 7-75. Radiated Spurious Emission Measurements Antenna 5b – RU242**

FCC ID: BCGA2435 IC: 579C-A2435		MEASUREMENT REPORT (CERTIFICATION)	Approved by: Technical Manager
Test Report S/N: 1C2205090025-22-R2.BCG	Test Dates: 05/27/2022 - 9/12/2022	EUT Type: Tablet Device	Page 207 of 323

## 7.7.2 Antenna 4a Radiated Spurious Emission

### RU26



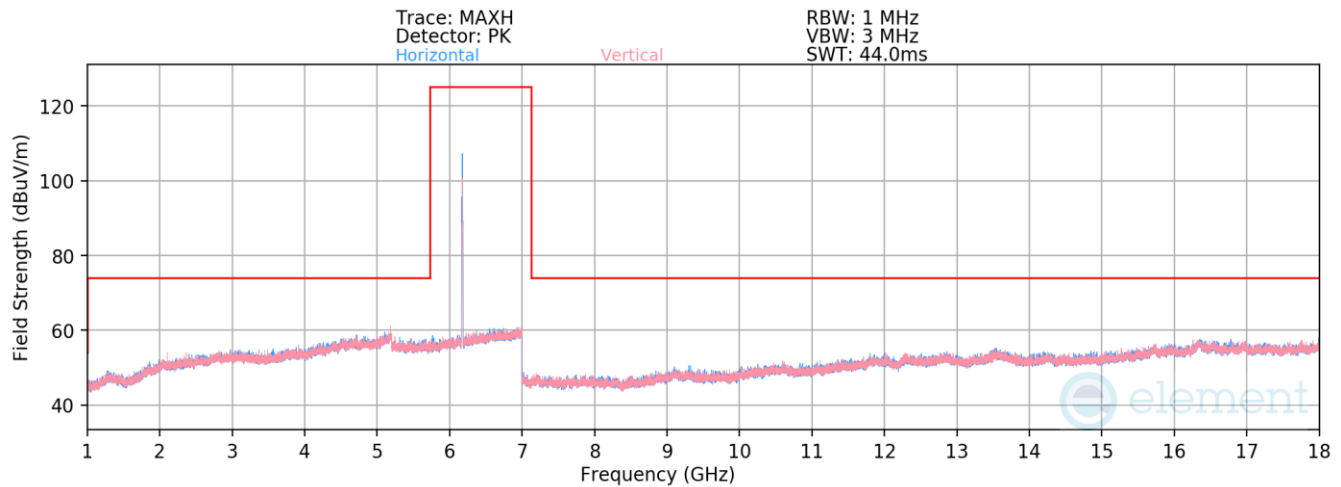
Plot 7-697. Radiated Spurious Emissions above 1GHz Antenna 4a (802.11ax – Ch. 1 – RU26)

Mode:	802.11ax
Data Rate:	MCS0
Distance of Measurements:	3 Meters
Operating Frequency:	5955MHz
Channel:	1

Frequency [MHz]	Detector	Ant. Pol. [H/V]	Antenna Height [cm]	Turntable Azimuth [degree]	Analyzer Level [dBm]	AFCL [dB/m]	Field Strength [dBuV/m]	Limit [dBuV/m]	Margin [dB]
* 11910.00	Peak	H	-	-	-71.78	16.96	52.18	73.98	-21.80
* 11910.00	Average	H	-	-	-83.41	16.96	40.55	53.98	-13.43
* 17865.00	Peak	H	-	-	-72.58	21.89	56.31	73.98	-17.67
* 17865.00	Average	H	-	-	-84.01	21.89	44.88	53.98	-9.10

Table 7-76. Radiated Spurious Emission Measurements Antenna 4a – RU26

FCC ID: BCGA2435 IC: 579C-A2435		MEASUREMENT REPORT (CERTIFICATION)	Approved by: Technical Manager
Test Report S/N: 1C2205090025-22-R2.BCG	Test Dates: 05/27/2022 - 9/12/2022	EUT Type: Tablet Device	Page 208 of 323



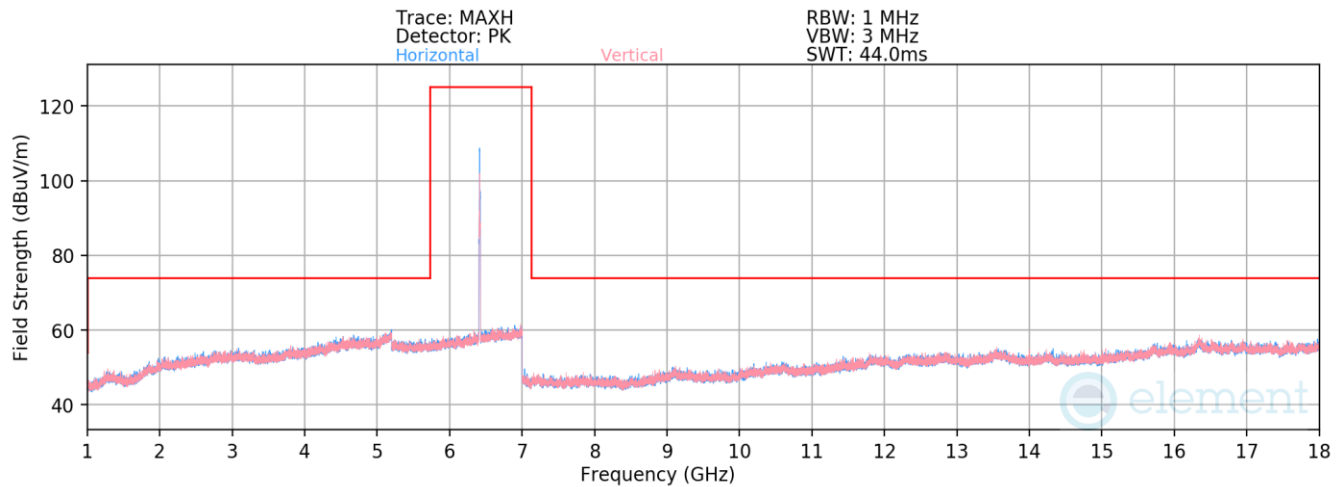
**Plot 7-698. Radiated Spurious Emissions above 1GHz Antenna 4a (802.11ax – Ch. 45 – RU26)**

Mode: 802.11ax  
Data Rate: MCS0  
Distance of Measurements: 3 Meters  
Operating Frequency: 6175MHz  
Channel: 45

Frequency [MHz]	Detector	Ant. Pol. [H/V]	Antenna Height [cm]	Turntable Azimuth [degree]	Analyzer Level [dBm]	AFCL [dB/m]	Field Strength [dBuV/m]	Limit [dBuV/m]	Margin [dB]
* 12350.00	Peak	H	-	-	-72.37	17.84	52.47	73.98	-21.51
* 12350.00	Average	H	-	-	-84.17	17.84	40.67	53.98	-13.31

**Table 7-77. Radiated Spurious Emission Measurements Antenna 4a – RU26**

FCC ID: BCGA2435 IC: 579C-A2435		MEASUREMENT REPORT (CERTIFICATION)	Approved by: Technical Manager
Test Report S/N: 1C2205090025-22-R2.BCG	Test Dates: 05/27/2022 - 9/12/2022	EUT Type: Tablet Device	Page 209 of 323



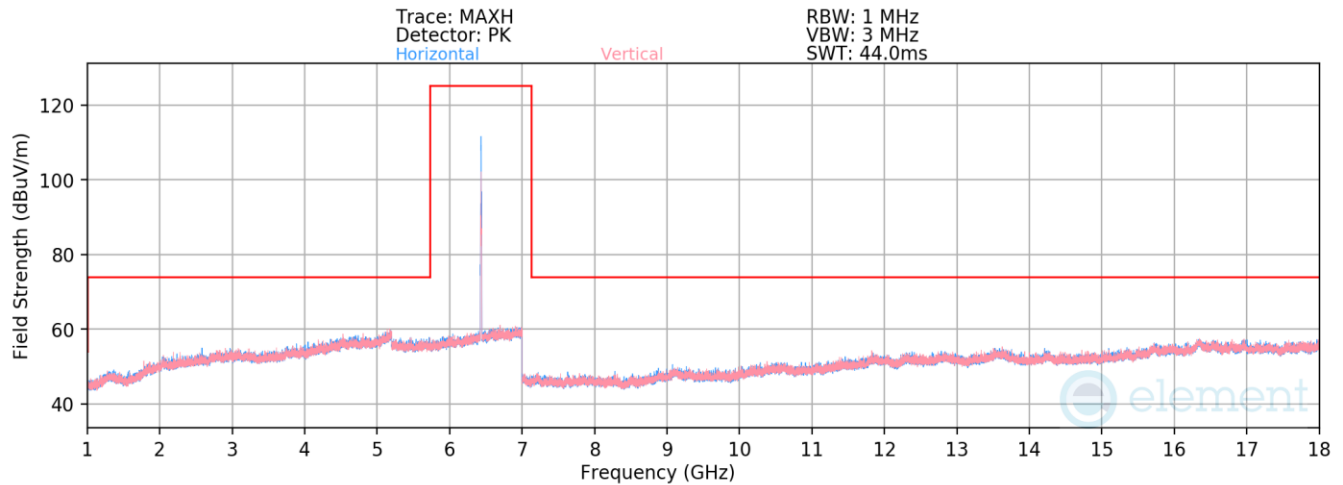
**Plot 7-699. Radiated Spurious Emissions above 1GHz Antenna 4a (802.11ax – Ch. 93 – RU26)**

Mode: 802.11ax  
Data Rate: MCS0  
Distance of Measurements: 3 Meters  
Operating Frequency: 6415MHz  
Channel: 93

Frequency [MHz]	Detector	Ant. Pol. [H/V]	Antenna Height [cm]	Turntable Azimuth [degree]	Analyzer Level [dBm]	AFCL [dB/m]	Field Strength [dBuV/m]	Limit [dBuV/m]	Margin [dB]
12830.00	Average	H	-	-	-84.24	18.55	41.31	68.20	-26.89

**Table 7-78. Radiated Spurious Emission Measurements Antenna 4a – RU26**

FCC ID: BCGA2435 IC: 579C-A2435		MEASUREMENT REPORT (CERTIFICATION)	Approved by: Technical Manager
Test Report S/N: 1C2205090025-22-R2.BCG	Test Dates: 05/27/2022 - 9/12/2022	EUT Type: Tablet Device	Page 210 of 323




**Plot 7-700. Radiated Spurious Emissions above 1GHz Antenna 4a (802.11ax – Ch. 97 – RU26)**

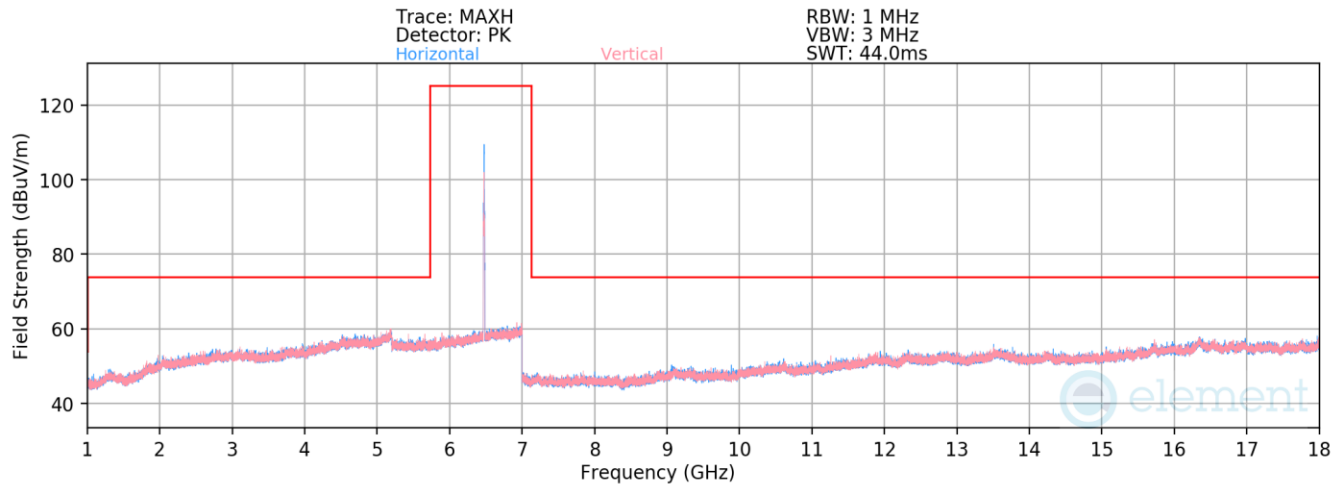
Mode: 802.11ax  
Data Rate: MCS0  
Distance of Measurements: 3 Meters  
Operating Frequency: 6435MHz  
Channel: 97

Frequency [MHz]	Detector	Ant. Pol. [H/V]	Antenna Height [cm]	Turntable Azimuth [degree]	Analyzer Level [dBm]	AFCL [dB/m]	Field Strength [dBuV/m]	Limit [dBuV/m]	Margin [dB]
12870.00	Average	H	-	-	-83.80	18.68	41.88	68.20	-26.32

**Table 7-79. Radiated Spurious Emission Measurements Antenna 4a – RU26**

FCC ID: BCGA2435 IC: 579C-A2435		MEASUREMENT REPORT (CERTIFICATION)	Approved by: Technical Manager
Test Report S/N: 1C2205090025-22-R2.BCG	Test Dates: 05/27/2022 - 9/12/2022	EUT Type: Tablet Device	Page 211 of 323





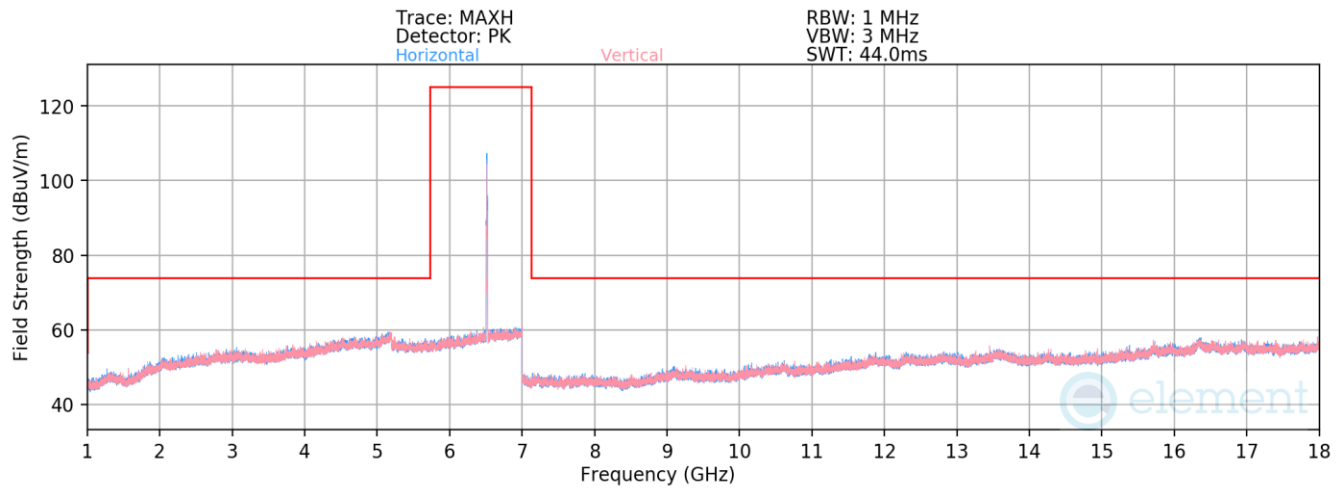
**Plot 7-701. Radiated Spurious Emissions above 1GHz Antenna 4a (802.11ax – Ch. 105 – RU26)**

Mode: 802.11ax  
Data Rate: MCS0  
Distance of Measurements: 3 Meters  
Operating Frequency: 6475MHz  
Channel: 105

Frequency [MHz]	Detector	Ant. Pol. [H/V]	Antenna Height [cm]	Turntable Azimuth [degree]	Analyzer Level [dBm]	AFCL [dB/m]	Field Strength [dBuV/m]	Limit [dBuV/m]	Margin [dB]
12950.00	Average	H	-	-	-83.92	18.16	41.24	68.20	-26.96

**Table 7-80. Radiated Spurious Emission Measurements Antenna 4a – RU26**

FCC ID: BCGA2435 IC: 579C-A2435		MEASUREMENT REPORT (CERTIFICATION)	Approved by: Technical Manager
Test Report S/N: 1C2205090025-22-R2.BCG	Test Dates: 05/27/2022 - 9/12/2022	EUT Type: Tablet Device	Page 212 of 323



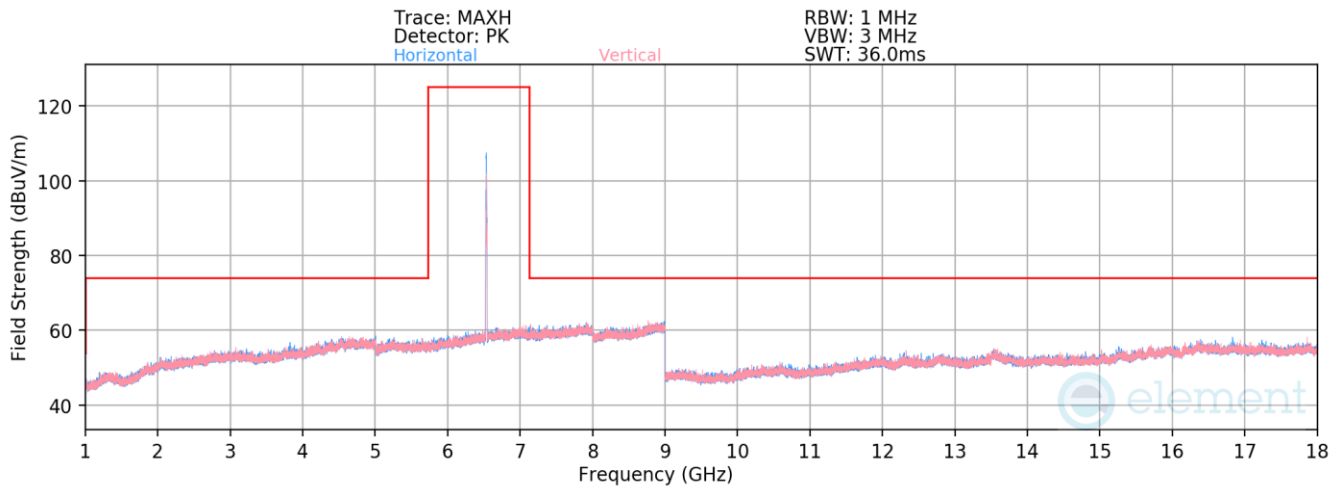
**Plot 7-702. Radiated Spurious Emissions above 1GHz Antenna 4a (802.11ax – Ch. 113 – RU26)**

Mode: 802.11ax  
Data Rate: MCS0  
Distance of Measurements: 3 Meters  
Operating Frequency: 6515MHz  
Channel: 113

Frequency [MHz]	Detector	Ant. Pol. [H/V]	Antenna Height [cm]	Turntable Azimuth [degree]	Analyzer Level [dBm]	AFCL [dB/m]	Field Strength [dBuV/m]	Limit [dBuV/m]	Margin [dB]
13030.00	Average	H	-	-	-83.67	18.53	41.86	68.20	-26.34

**Table 7-81. Radiated Spurious Emission Measurements Antenna 4a – RU26**

FCC ID: BCGA2435 IC: 579C-A2435		MEASUREMENT REPORT (CERTIFICATION)	Approved by: Technical Manager
Test Report S/N: 1C2205090025-22-R2.BCG	Test Dates: 05/27/2022 - 9/12/2022	EUT Type: Tablet Device	Page 213 of 323




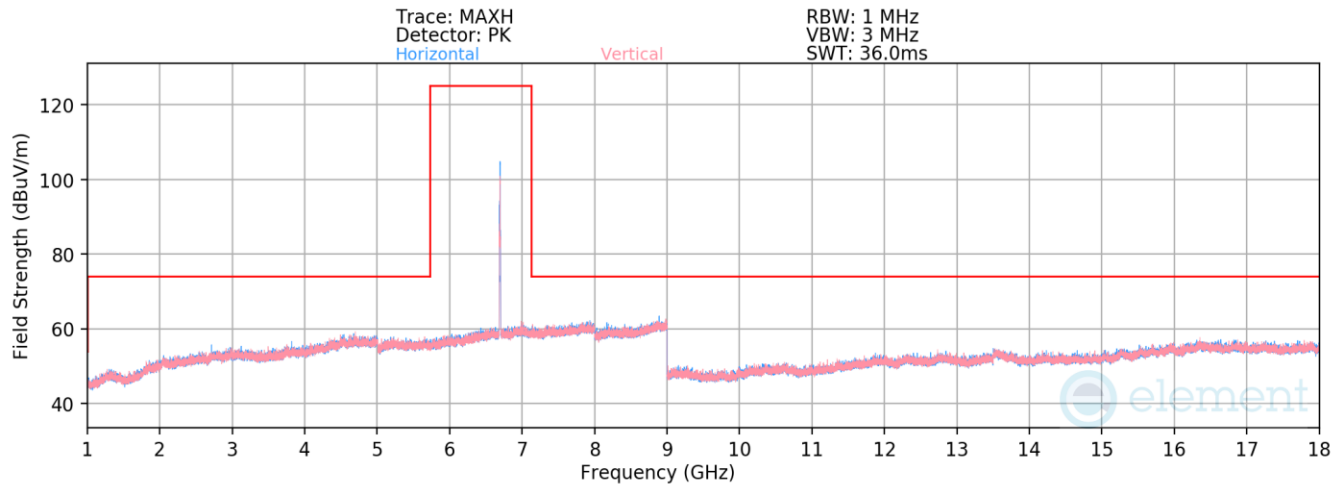
**Plot 7-703. Radiated Spurious Emissions above 1GHz Antenna 4a (802.11ax – Ch. 117 – RU26)**

Mode: 802.11ax  
Data Rate: MCS0  
Distance of Measurements: 3 Meters  
Operating Frequency: 6535MHz  
Channel: 117

Frequency [MHz]	Detector	Ant. Pol. [H/V]	Antenna Height [cm]	Turntable Azimuth [degree]	Analyzer Level [dBm]	AFCL [dB/m]	Field Strength [dBuV/m]	Limit [dBuV/m]	Margin [dB]
13070.00	Average	H	-	-	-83.73	18.01	41.28	68.20	-26.92

**Table 7-82. Radiated Spurious Emission Measurements Antenna 4a – RU26**

FCC ID: BCGA2435 IC: 579C-A2435		MEASUREMENT REPORT (CERTIFICATION)	Approved by: Technical Manager
Test Report S/N: 1C2205090025-22-R2.BCG	Test Dates: 05/27/2022 - 9/12/2022	EUT Type: Tablet Device	Page 214 of 323



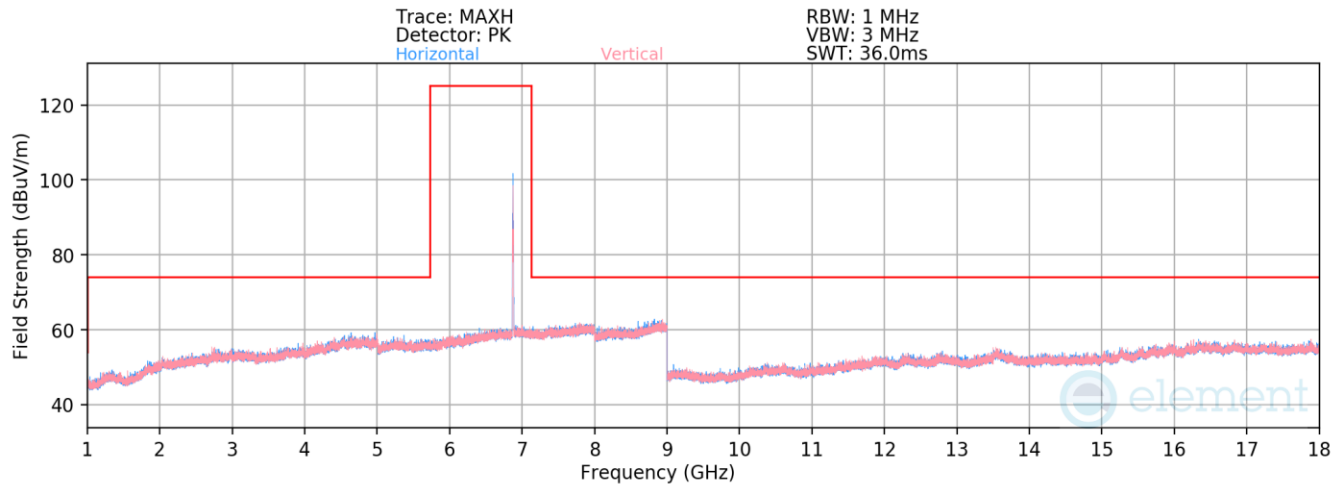
**Plot 7-704. Radiated Spurious Emissions above 1GHz Antenna 4a (802.11ax – Ch. 149 – RU26)**

Mode: 802.11ax  
Data Rate: MCS0  
Distance of Measurements: 3 Meters  
Operating Frequency: 6695MHz  
Channel: 149

Frequency [MHz]	Detector	Ant. Pol. [H/V]	Antenna Height [cm]	Turntable Azimuth [degree]	Analyzer Level [dBm]	AFCL [dB/m]	Field Strength [dBuV/m]	Limit [dBuV/m]	Margin [dB]
* 13390.00	Peak	H	-	-	-72.76	18.12	52.36	73.98	-21.62
* 13390.00	Average	H	-	-	-83.97	18.12	41.15	53.98	-12.83

**Table 7-83. Radiated Spurious Emission Measurements Antenna 4a – RU26**

FCC ID: BCGA2435 IC: 579C-A2435		MEASUREMENT REPORT (CERTIFICATION)	Approved by: Technical Manager
Test Report S/N: 1C2205090025-22-R2.BCG	Test Dates: 05/27/2022 - 9/12/2022	EUT Type: Tablet Device	Page 215 of 323



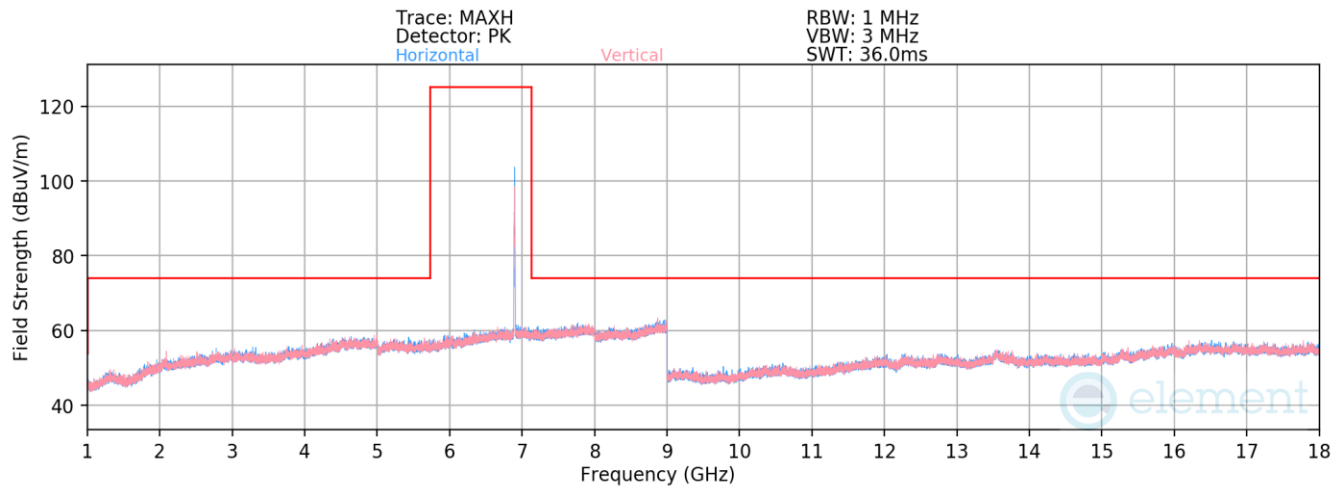
**Plot 7-705. Radiated Spurious Emissions above 1GHz Antenna 4a (802.11ax – Ch. 185 – RU26)**

Mode: 802.11ax  
Data Rate: MCS0  
Distance of Measurements: 3 Meters  
Operating Frequency: 6875MHz  
Channel: 185

Frequency [MHz]	Detector	Ant. Pol. [H/V]	Antenna Height [cm]	Turntable Azimuth [degree]	Analyzer Level [dBm]	AFCL [dB/m]	Field Strength [dBuV/m]	Limit [dBuV/m]	Margin [dB]
13750.00	Average	H	-	-	-83.34	17.82	41.48	68.20	-26.72

**Table 7-84. Radiated Spurious Emission Measurements Antenna 4a – RU26**

FCC ID: BCGA2435 IC: 579C-A2435		MEASUREMENT REPORT (CERTIFICATION)	Approved by: Technical Manager
Test Report S/N: 1C2205090025-22-R2.BCG	Test Dates: 05/27/2022 - 9/12/2022	EUT Type: Tablet Device	Page 216 of 323



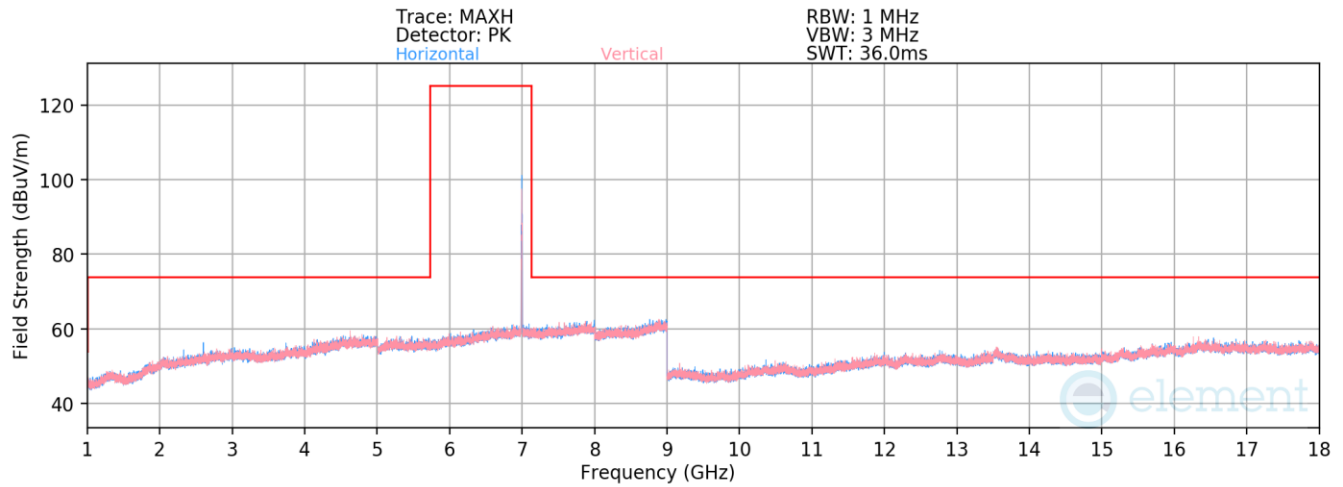
**Plot 7-706. Radiated Spurious Emissions above 1GHz Antenna 4a (802.11ax – Ch. 189 – RU26)**

Mode: 802.11ax  
Data Rate: MCS0  
Distance of Measurements: 3 Meters  
Operating Frequency: 6895MHz  
Channel: 189

Frequency [MHz]	Detector	Ant. Pol. [H/V]	Antenna Height [cm]	Turntable Azimuth [degree]	Analyzer Level [dBm]	AFCL [dB/m]	Field Strength [dBuV/m]	Limit [dBuV/m]	Margin [dB]
13790.00	Average	H	-	-	-83.40	17.46	41.06	68.20	-27.14

**Table 7-85. Radiated Spurious Emission Measurements Antenna 4a – RU26**

FCC ID: BCGA2435 IC: 579C-A2435		MEASUREMENT REPORT (CERTIFICATION)	Approved by: Technical Manager
Test Report S/N: 1C2205090025-22-R2.BCG	Test Dates: 05/27/2022 - 9/12/2022	EUT Type: Tablet Device	Page 217 of 323



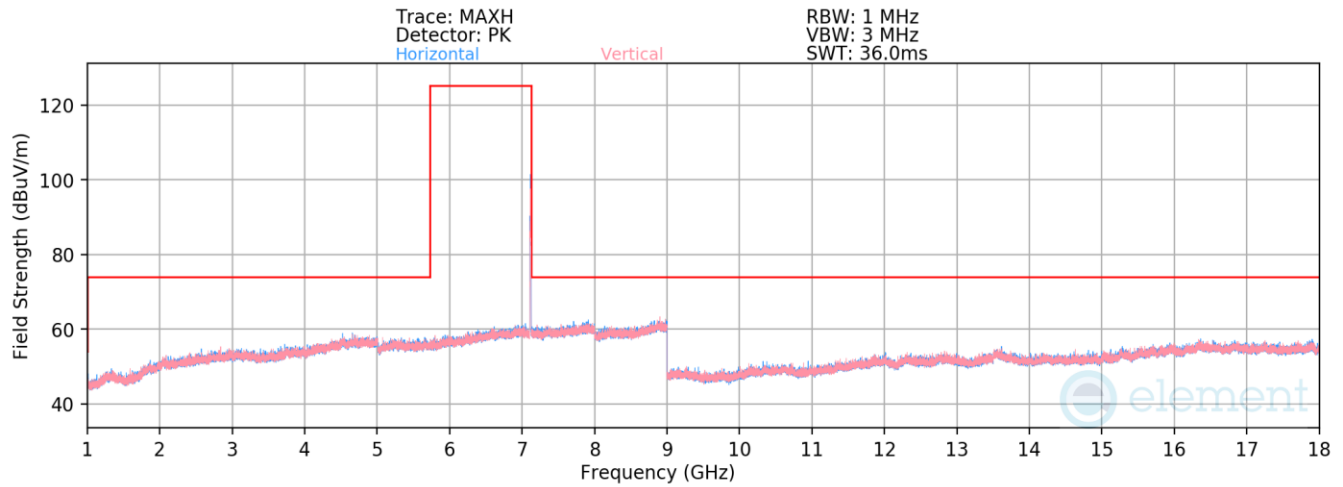
**Plot 7-707. Radiated Spurious Emissions above 1GHz Antenna 4a (802.11ax – Ch. 209 – RU26)**

Mode: 802.11ax  
Data Rate: MCS0  
Distance of Measurements: 3 Meters  
Operating Frequency: 6995MHz  
Channel: 209

Frequency [MHz]	Detector	Ant. Pol. [H/V]	Antenna Height [cm]	Turntable Azimuth [degree]	Analyzer Level [dBm]	AFCL [dB/m]	Field Strength [dBuV/m]	Limit [dBuV/m]	Margin [dB]
13990.00	Average	H	-	-	-83.53	17.85	41.32	68.20	-26.88

**Table 7-86. Radiated Spurious Emission Measurements Antenna 4a – RU26**

FCC ID: BCGA2435 IC: 579C-A2435		MEASUREMENT REPORT (CERTIFICATION)	Approved by: Technical Manager
Test Report S/N: 1C2205090025-22-R2.BCG	Test Dates: 05/27/2022 - 9/12/2022	EUT Type: Tablet Device	Page 218 of 323



**Plot 7-708. Radiated Spurious Emissions above 1GHz Antenna 4a (802.11ax – Ch. 229 – RU26)**

Mode: 802.11ax  
Data Rate: MCS0  
Distance of Measurements: 3 Meters  
Operating Frequency: 7095MHz  
Channel: 229

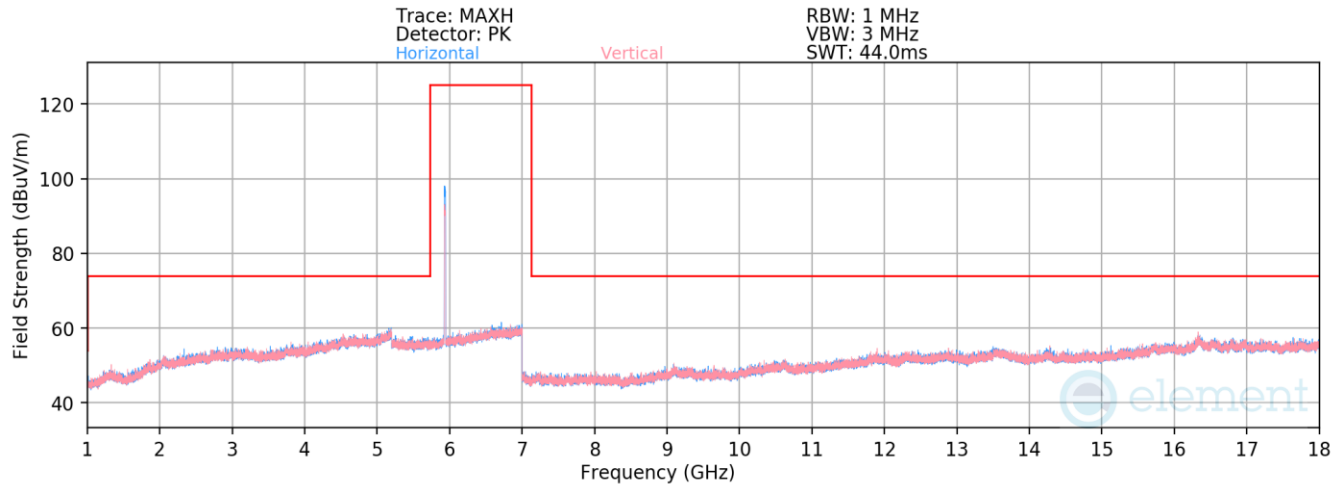
Frequency [MHz]	Detector	Ant. Pol. [H/V]	Antenna Height [cm]	Turntable Azimuth [degree]	Analyzer Level [dBm]	AFCL [dB/m]	Field Strength [dBuV/m]	Limit [dBuV/m]	Margin [dB]
14190.00	Average	H	-	-	-83.78	18.13	41.35	68.20	-26.85

**Table 7-87. Radiated Spurious Emission Measurements Antenna 4a – RU26**

FCC ID: BCGA2435 IC: 579C-A2435		MEASUREMENT REPORT (CERTIFICATION)	Approved by: Technical Manager
Test Report S/N: 1C2205090025-22-R2.BCG	Test Dates: 05/27/2022 - 9/12/2022	EUT Type: Tablet Device	Page 219 of 323



## RU242




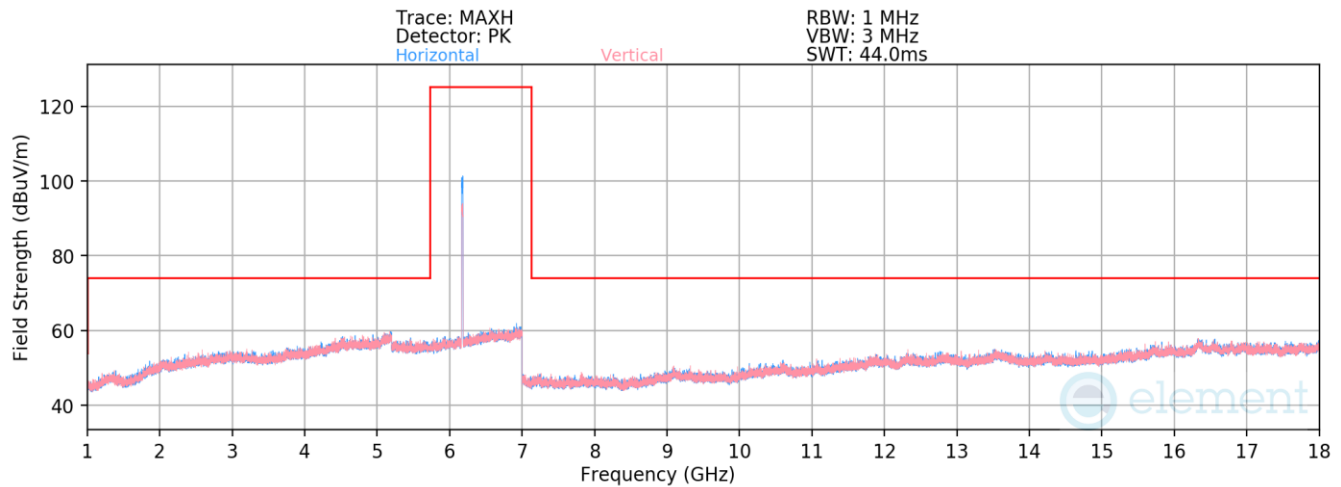
**Plot 7-709. Radiated Spurious Emissions above 1GHz Antenna 4a (802.11ax – Ch. 1 – RU242)**

Mode:	802.11ax
Data Rate:	MCS0
Distance of Measurements:	3 Meters
Operating Frequency:	5955MHz
Channel:	1

	Frequency [MHz]	Detector	Ant. Pol. [H/V]	Antenna Height [cm]	Turntable Azimuth [degree]	Analyzer Level [dBm]	AFCL [dB/m]	Field Strength [dBuV/m]	Limit [dBuV/m]	Margin [dB]
*	11910.00	Peak	H	-	-	-71.79	16.96	52.17	73.98	-21.81
*	11910.00	Average	H	-	-	-83.58	16.96	40.38	53.98	-13.60
*	17865.00	Peak	H	-	-	-72.20	21.89	56.69	73.98	-17.29
*	17865.00	Average	H	-	-	-84.18	21.89	44.71	53.98	-9.27

**Table 7-88. Radiated Spurious Emission Measurements Antenna 4a – RU242**

FCC ID: BCGA2435 IC: 579C-A2435		MEASUREMENT REPORT (CERTIFICATION)	Approved by: Technical Manager
Test Report S/N: 1C2205090025-22-R2.BCG	Test Dates: 05/27/2022 - 9/12/2022	EUT Type: Tablet Device	Page 220 of 323



**Plot 7-710. Radiated Spurious Emissions above 1GHz Antenna 4a (802.11ax – Ch. 45 – RU242)**

Mode: 802.11ax  
Data Rate: MCS0  
Distance of Measurements: 3 Meters  
Operating Frequency: 6175MHz  
Channel: 45

Frequency [MHz]	Detector	Ant. Pol. [H/V]	Antenna Height [cm]	Turntable Azimuth [degree]	Analyzer Level [dBm]	AFCL [dB/m]	Field Strength [dBuV/m]	Limit [dBuV/m]	Margin [dB]
* 12350.00	Peak	H	-	-	-72.66	17.84	52.18	73.98	-21.80
* 12350.00	Average	H	-	-	-83.95	17.84	40.89	53.98	-13.09

**Table 7-89. Radiated Spurious Emission Measurements Antenna 4a – RU242**

FCC ID: BCGA2435 IC: 579C-A2435		MEASUREMENT REPORT (CERTIFICATION)	Approved by: Technical Manager
Test Report S/N: 1C2205090025-22-R2.BCG	Test Dates: 05/27/2022 - 9/12/2022	EUT Type: Tablet Device	Page 221 of 323