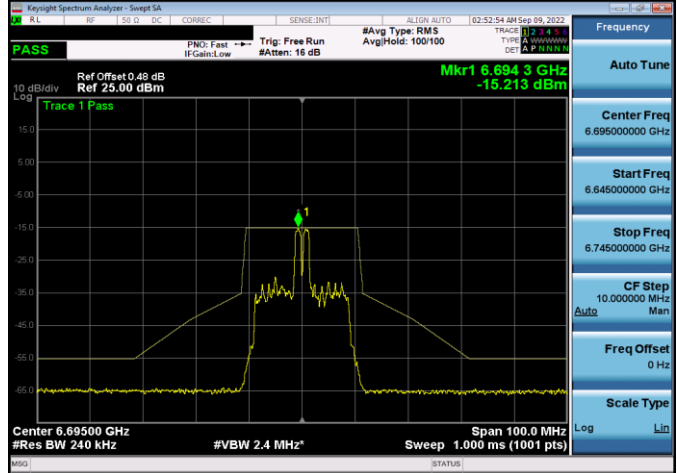
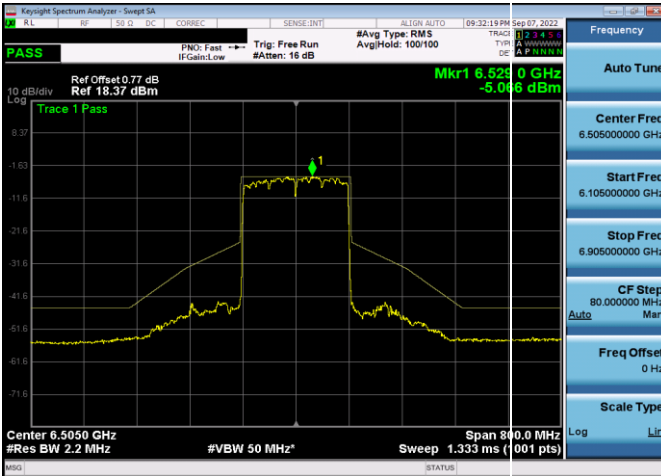


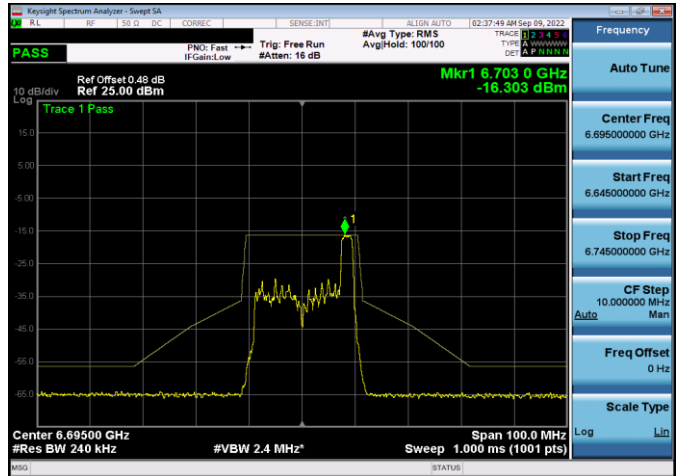
Plot 7-479. In-Band Emission Plot Antenna 4a (160MHz 802.11ax RU26 (UNII Band 6) – Ch. 111)



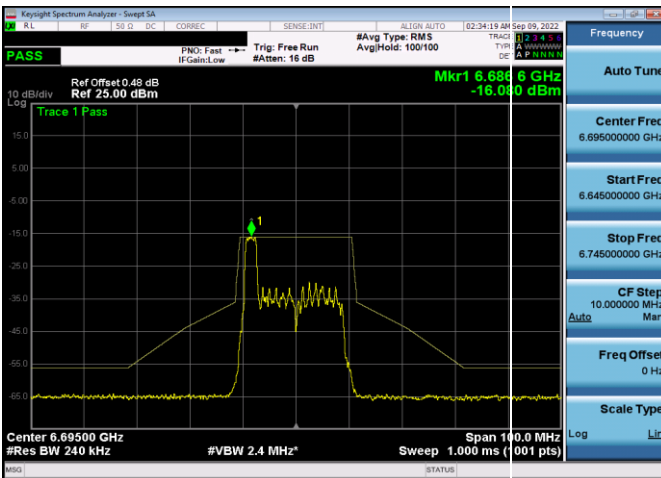
Plot 7-482. In-Band Emission Plot Antenna 4a (20MHz 802.11ax RU26 (UNII Band 7) – Ch. 149)



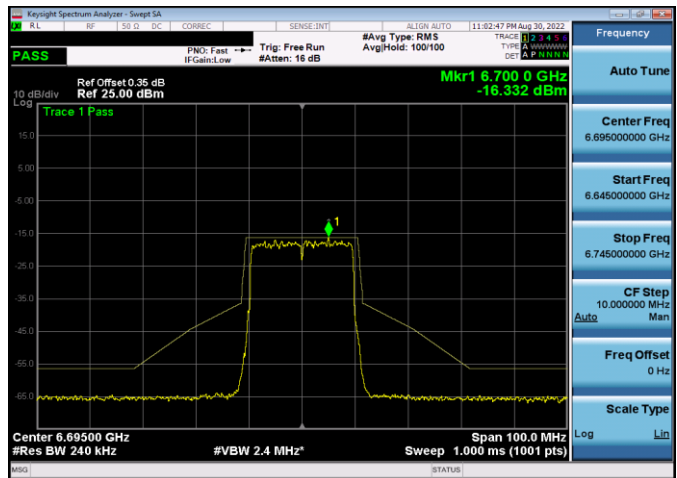
Plot 7-480. In-Band Emission Plot Antenna 4a (160MHz 802.11ax RU484 (UNII Band 6) – Ch. 111)



Plot 7-483. In-Band Emission Plot Antenna 4a (20MHz 802.11ax RU26 (UNII Band 7) – Ch. 149)

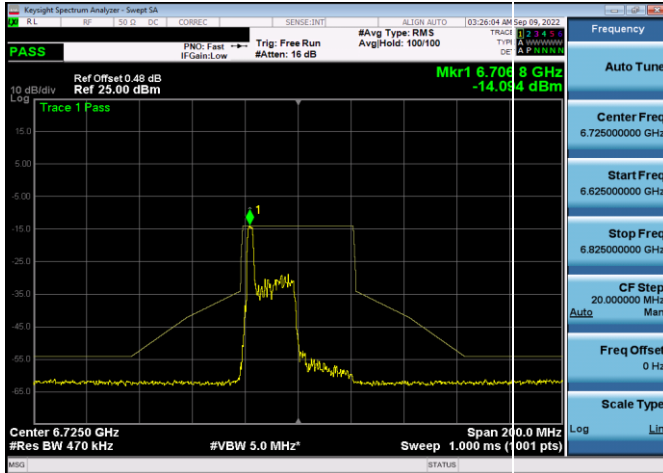


Plot 7-481. In-Band Emission Plot Antenna 4a (20MHz 802.11ax RU26 (UNII Band 7) – Ch. 149)

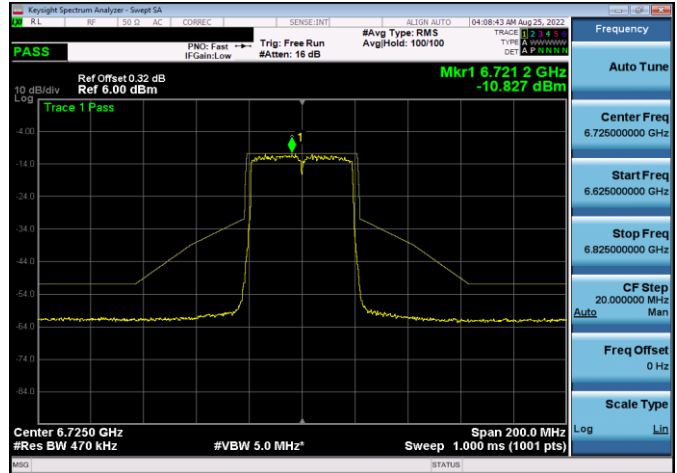


Plot 7-484. In-Band Emission Plot Antenna 4a (20MHz 802.11ax RU242 (UNII Band 7) – Ch. 149)

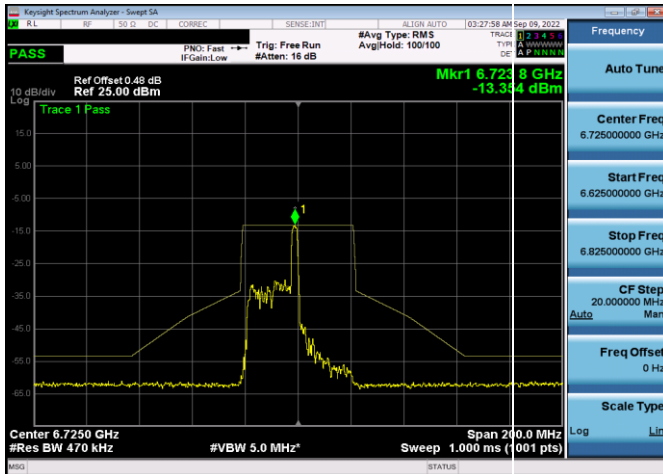
FCC ID: BCGA2435 IC: 579C-A2435	element	MEASUREMENT REPORT (CERTIFICATION)	Approved by: Technical Manager
Test Report S/N: 1C2205090025-22-R2.BCG	Test Dates: 05/27/2022 - 9/12/2022	EUT Type: Tablet Device	Page 133 of 323



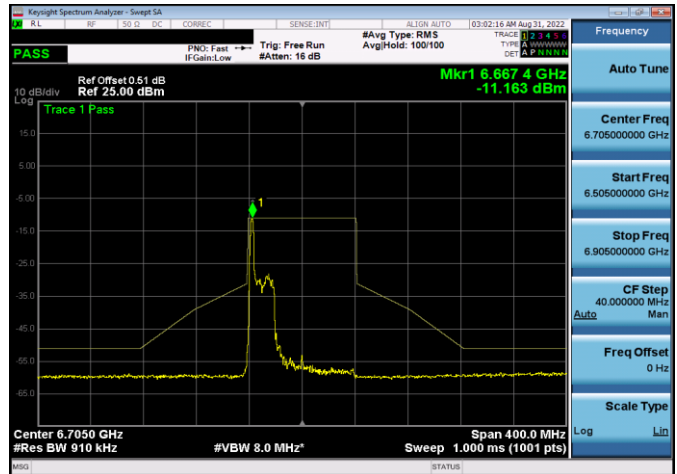
Plot 7-485. In-Band Emission Plot Antenna 4a (40MHz 802.11ax RU26 (UNII Band 7) – Ch. 155)



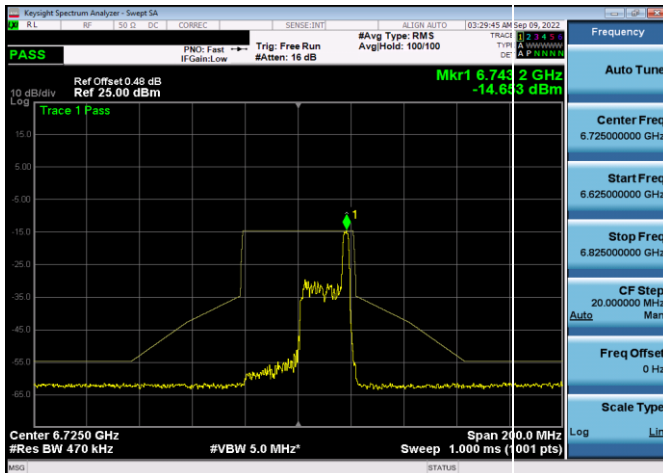
Plot 7-488. In-Band Emission Plot Antenna 4a (40MHz 802.11ax RU484 (UNII Band 7) – Ch. 155)



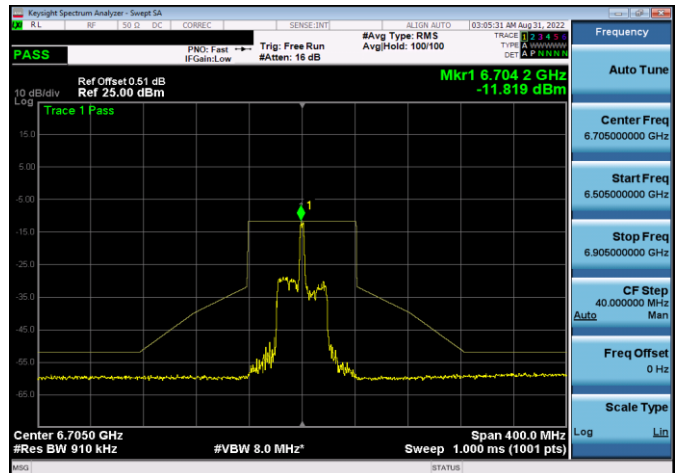
Plot 7-486. In-Band Emission Plot Antenna 4a (40MHz 802.11ax RU26 (UNII Band 7) – Ch. 155)



Plot 7-489. In-Band Emission Plot Antenna 4a (80MHz 802.11ax RU26 (UNII Band 7) – Ch. 151)

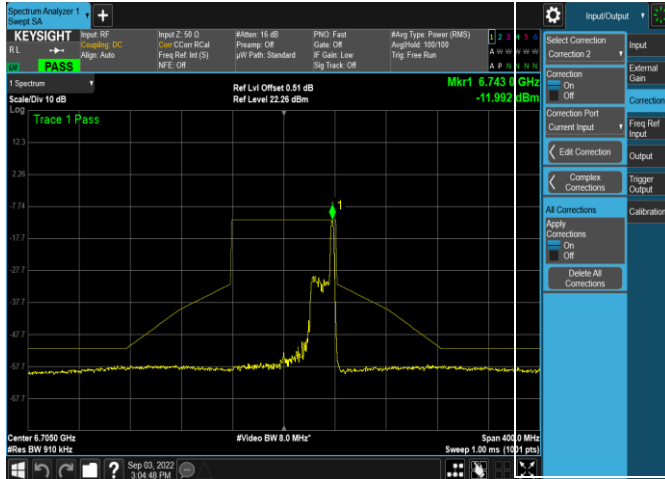


Plot 7-487. In-Band Emission Plot Antenna 4a (40MHz 802.11ax RU26 (UNII Band 7) – Ch. 155)

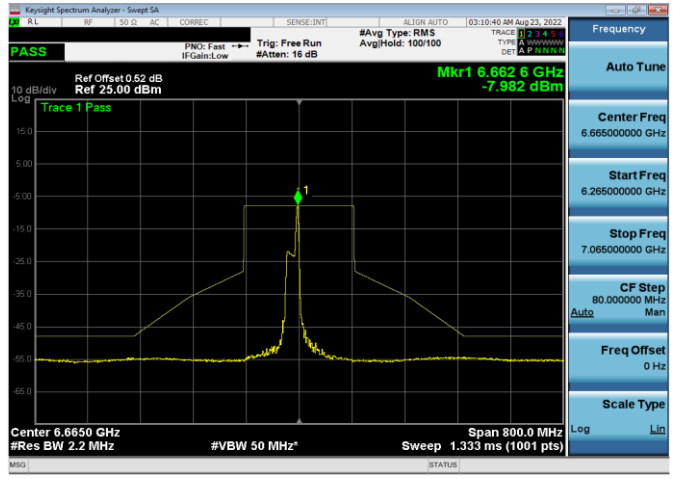


Plot 7-490. In-Band Emission Plot Antenna 4a (80MHz 802.11ax RU26 (UNII Band 7) – Ch. 151)

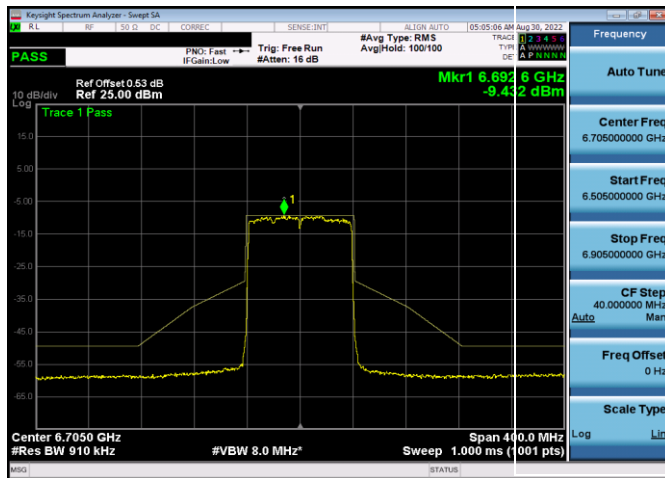
FCC ID: BCGA2435 IC: 579C-A2435		MEASUREMENT REPORT (CERTIFICATION)	Approved by: Technical Manager
Test Report S/N: 1C2205090025-22-R2.BCG	Test Dates: 05/27/2022 - 9/12/2022	EUT Type: Tablet Device	Page 134 of 323



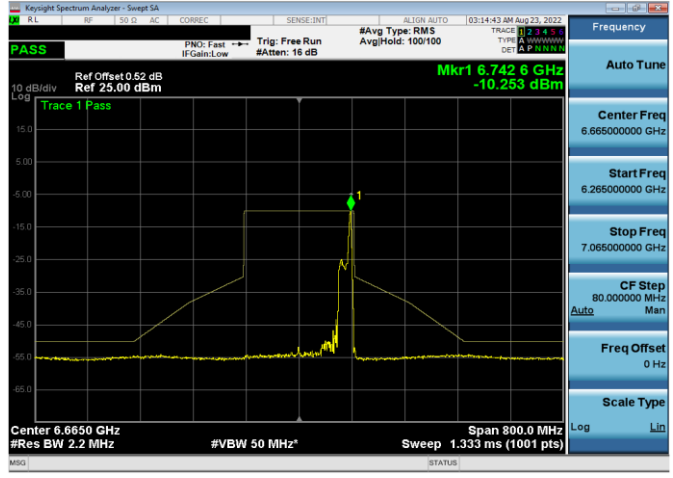
Plot 7-491. In-Band Emission Plot Antenna 4a (80MHz 802.11ax RU26 (UNII Band 7) – Ch. 151)



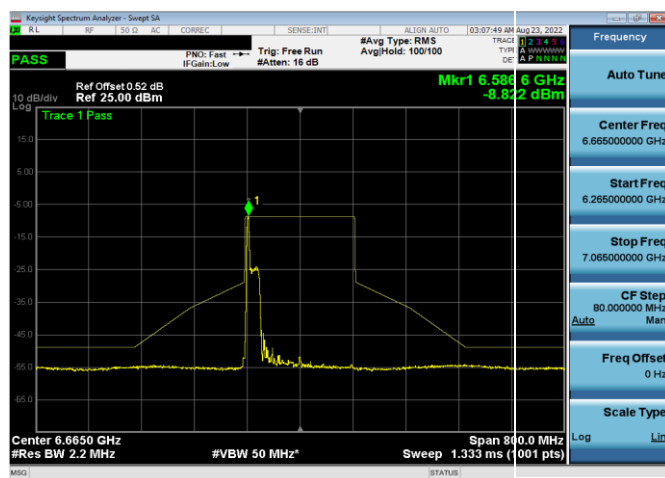
Plot 7-494. In-Band Emission Plot Antenna 4a (160MHz 802.11ax RU26 (UNII Band 7) – Ch. 143)



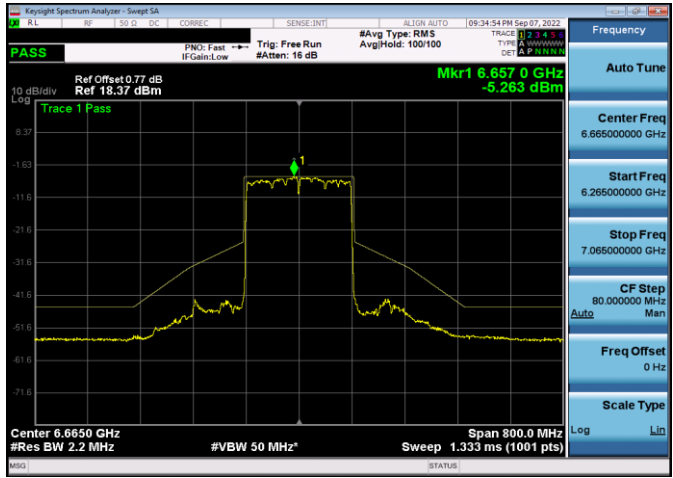
Plot 7-492. In-Band Emission Plot Antenna 4a (80MHz 802.11ax RU996 (UNII Band 7) – Ch. 151)



Plot 7-495. In-Band Emission Plot Antenna 4a (160MHz 802.11ax RU26 (UNII Band 7) – Ch. 143)

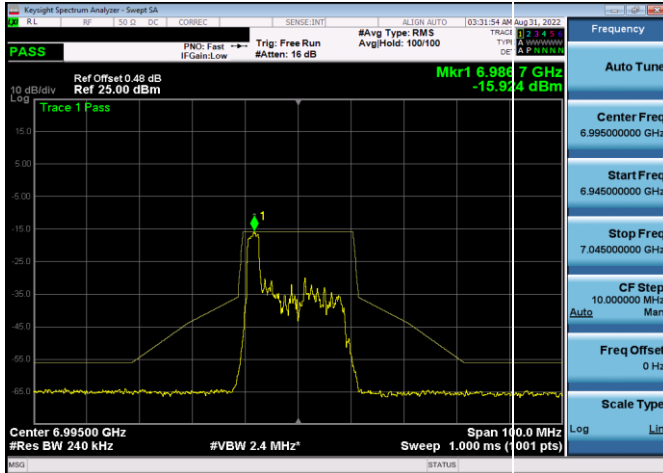


Plot 7-493. In-Band Emission Plot Antenna 4a (160MHz 802.11ax RU26 (UNII Band 7) – Ch. 143)

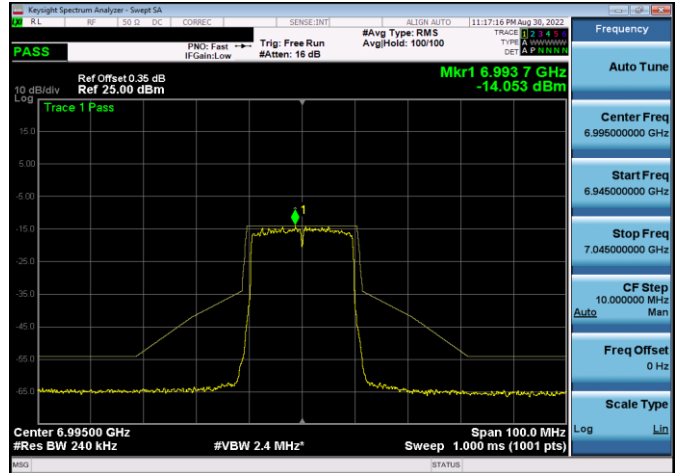


Plot 7-496. In-Band Emission Plot Antenna 4a (160MHz 802.11ax RU484 (UNII Band 7) – Ch. 143)

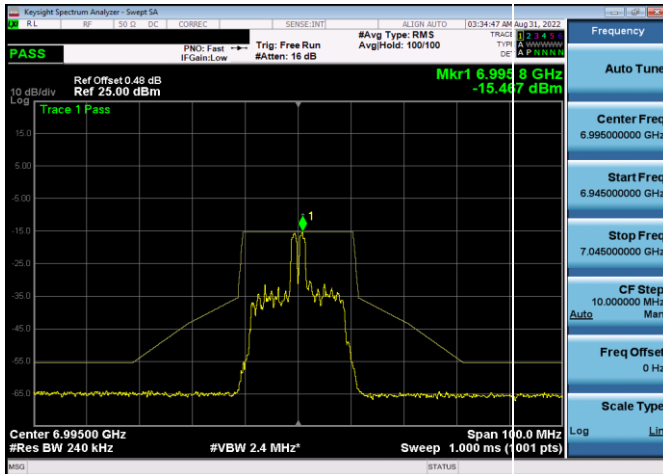
FCC ID: BCGA2435 IC: 579C-A2435		MEASUREMENT REPORT (CERTIFICATION)	Approved by: Technical Manager
Test Report S/N: 1C2205090025-22-R2.BCG	Test Dates: 05/27/2022 - 9/12/2022	EUT Type: Tablet Device	Page 135 of 323



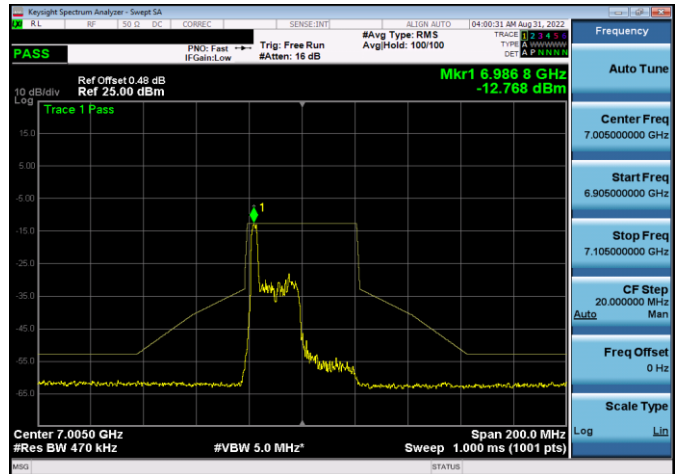
Plot 7-497. In-Band Emission Plot Antenna 4a (20MHz 802.11ax RU26 (UNII Band 8) – Ch. 209)



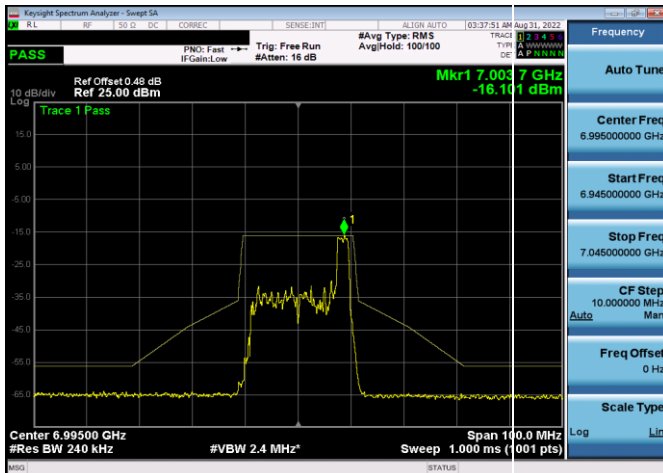
Plot 7-500. In-Band Emission Plot Antenna 4a (20MHz 802.11ax RU242 (UNII Band 8) – Ch. 209)



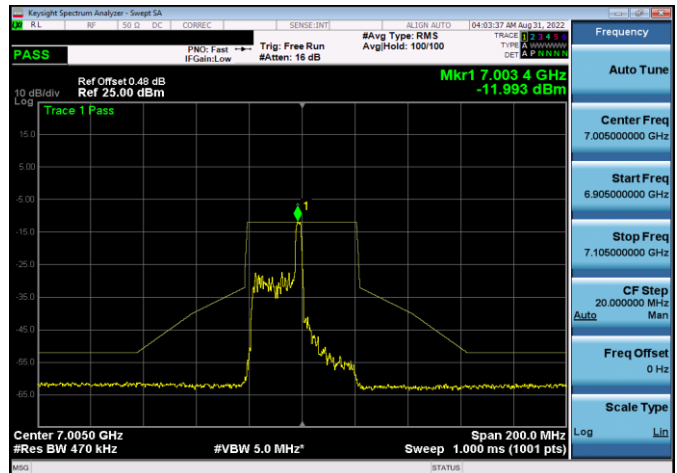
Plot 7-498. In-Band Emission Plot Antenna 4a (20MHz 802.11ax RU26 (UNII Band 8) – Ch. 209)



Plot 7-501. In-Band Emission Plot Antenna 4a (40MHz 802.11ax RU26 (UNII Band 8) – Ch. 211)

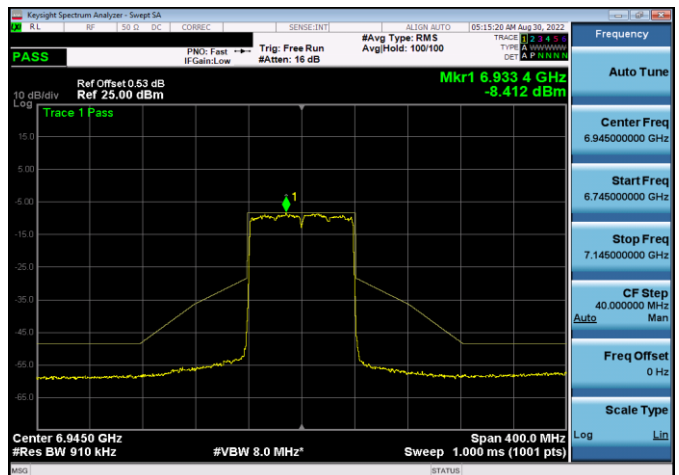
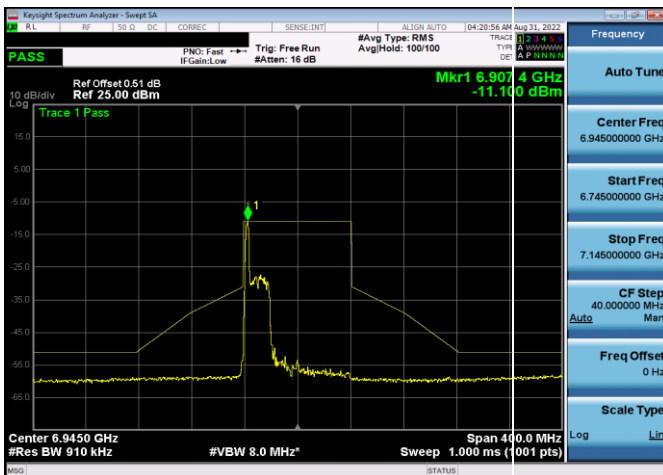
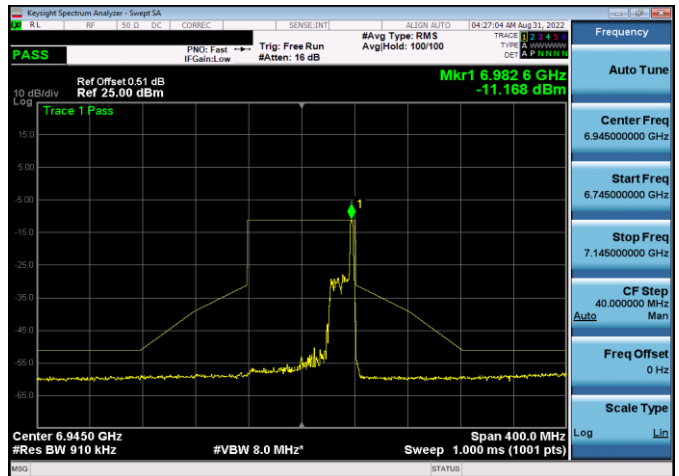
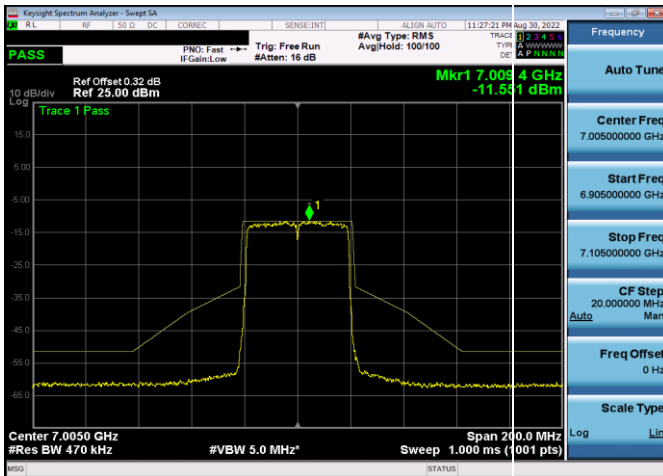
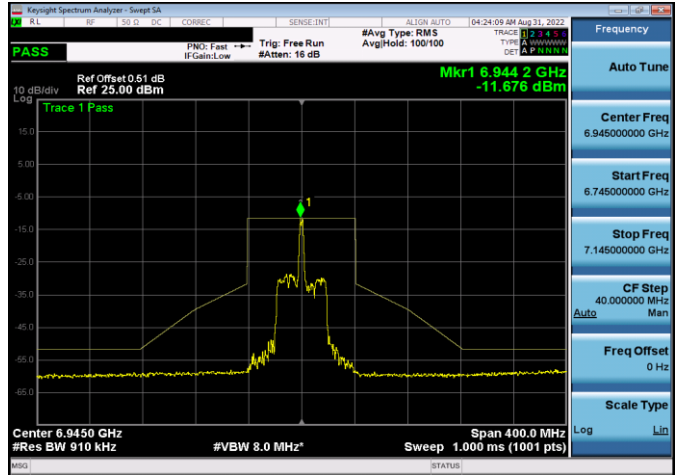
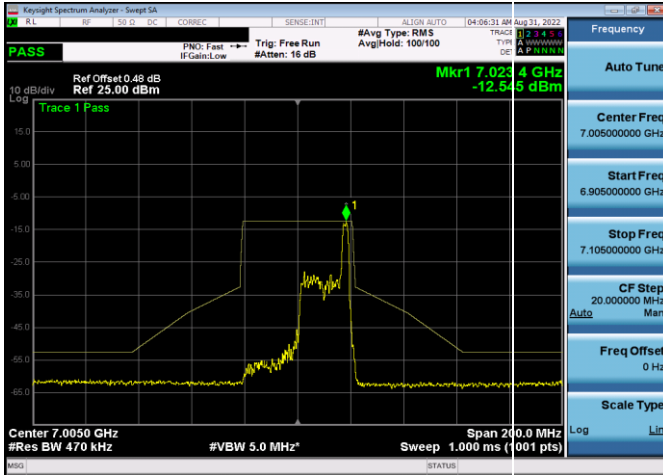


Plot 7-499. In-Band Emission Plot Antenna 4a (20MHz 802.11ax RU26 (UNII Band 8) – Ch. 209)

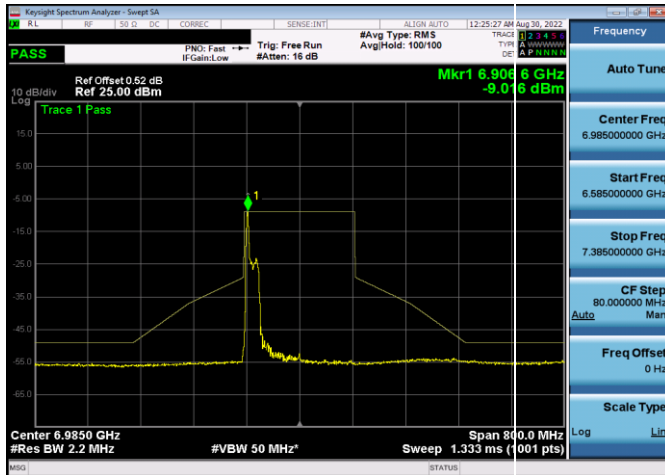


Plot 7-502. In-Band Emission Plot Antenna 4a (40MHz 802.11ax RU26 (UNII Band 8) – Ch. 211)

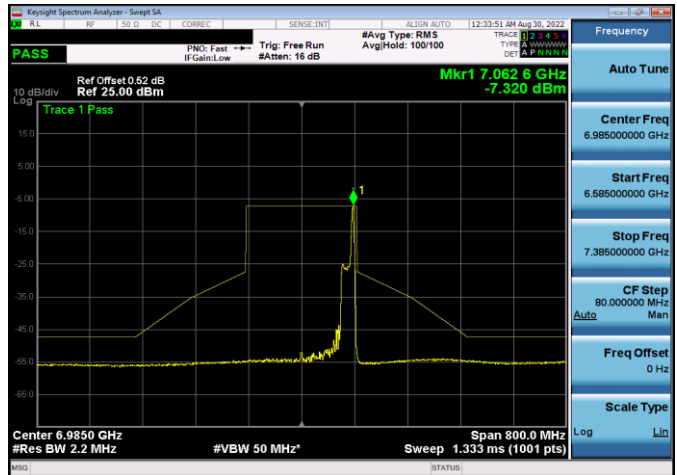
FCC ID: BCGA2435 IC: 579C-A2435	element	MEASUREMENT REPORT (CERTIFICATION)	Approved by: Technical Manager
Test Report S/N: 1C2205090025-22-R2.BCG	Test Dates: 05/27/2022 - 9/12/2022	EUT Type: Tablet Device	Page 136 of 323



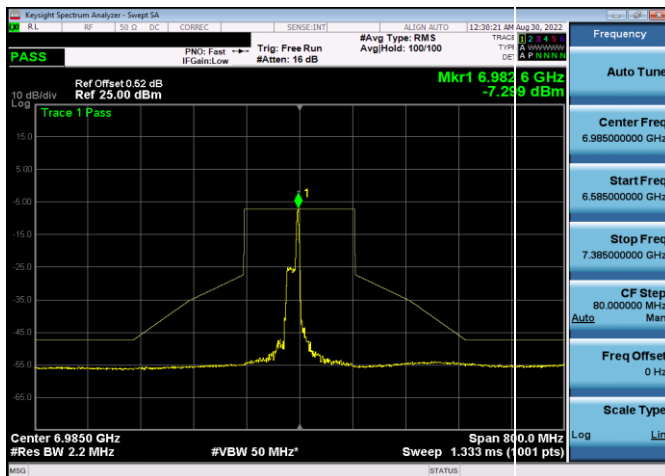
FCC ID: BCGA2435 IC: 579C-A2435	element	MEASUREMENT REPORT (CERTIFICATION)	Approved by: Technical Manager
Test Report S/N: 1C2205090025-22-R2.BCG	Test Dates: 05/27/2022 - 9/12/2022	EUT Type: Tablet Device	Page 137 of 323



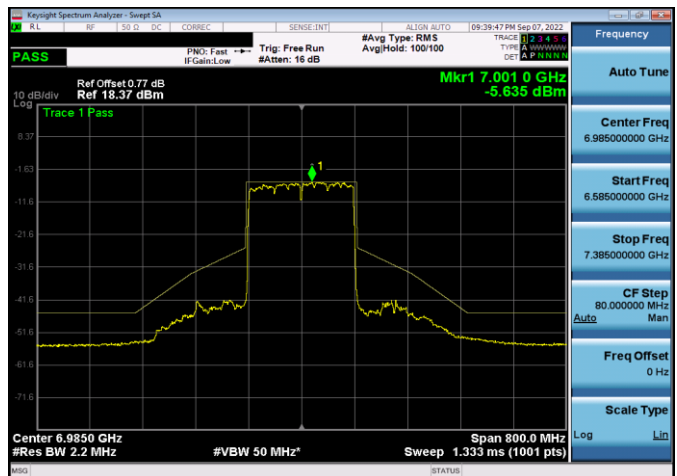
Plot 7-509. In-Band Emission Plot Antenna 4a (160MHz 802.11ax RU26 (UNII Band 8) - Ch. 207)



Plot 7-511. In-Band Emission Plot Antenna 4a (160MHz 802.11ax RU26 (UNII Band 8) - Ch. 207)



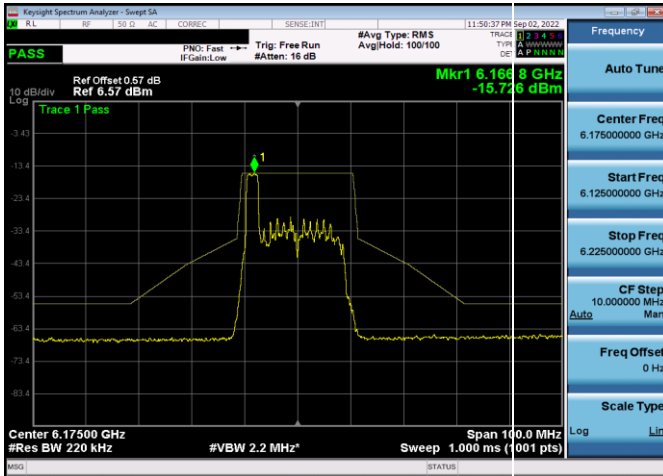
Plot 7-510. In-Band Emission Plot Antenna 4a (160MHz 802.11ax RU26 (UNII Band 8) - Ch. 207)



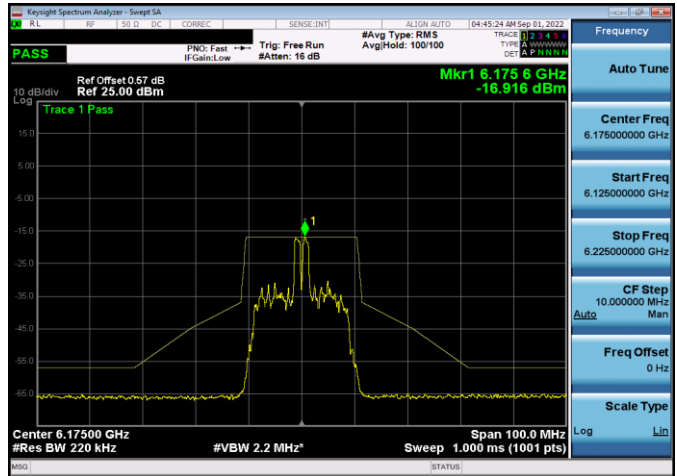
Plot 7-512. In-Band Emission Plot Antenna 4a (160MHz 802.11ax RU484 (UNII Band 8) - Ch. 207)

FCC ID: BCGA2435 IC: 579C-A2435	element	MEASUREMENT REPORT (CERTIFICATION)	Approved by: Technical Manager
Test Report S/N: 1C2205090025-22-R2.BCG	Test Dates: 05/27/2022 - 9/12/2022	EUT Type: Tablet Device	Page 138 of 323

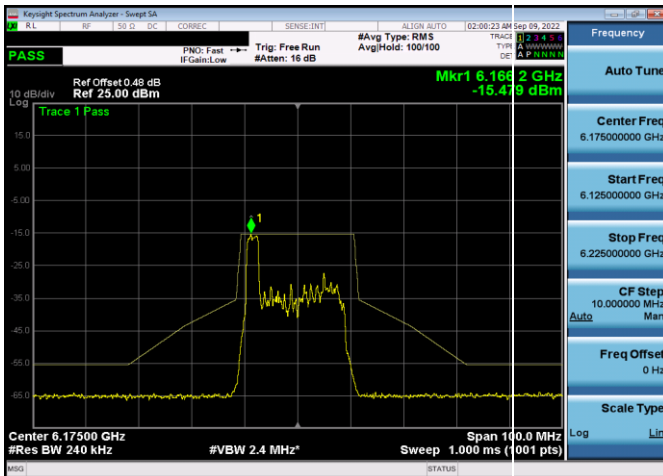
7.5.3 SDM In-Band Emission Measurements



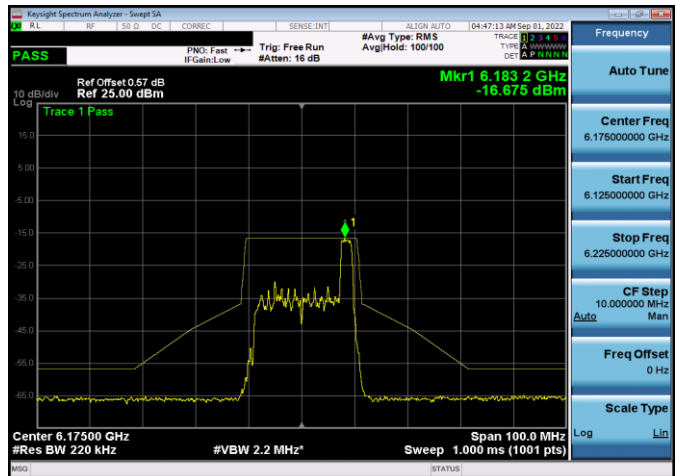
Plot 7-513. In-Band Emission Plot SDM Antenna 5b (20MHz 802.11ax RU26 (UNII Band 5) – Ch. 45)



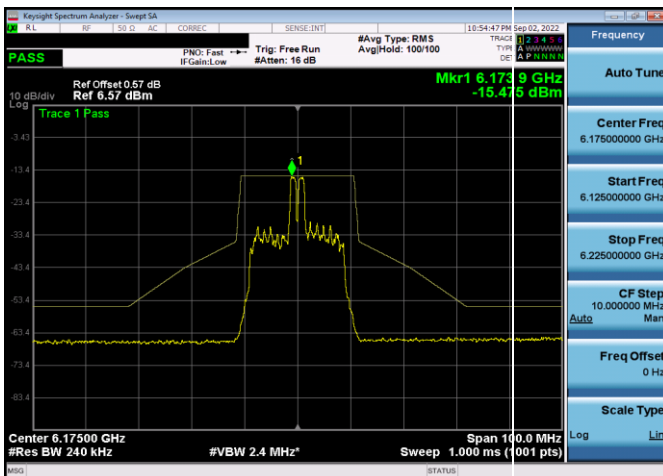
Plot 7-516. In-Band Emission Plot SDM Antenna 5b (20MHz 802.11ax RU26 (UNII Band 5) – Ch. 45)



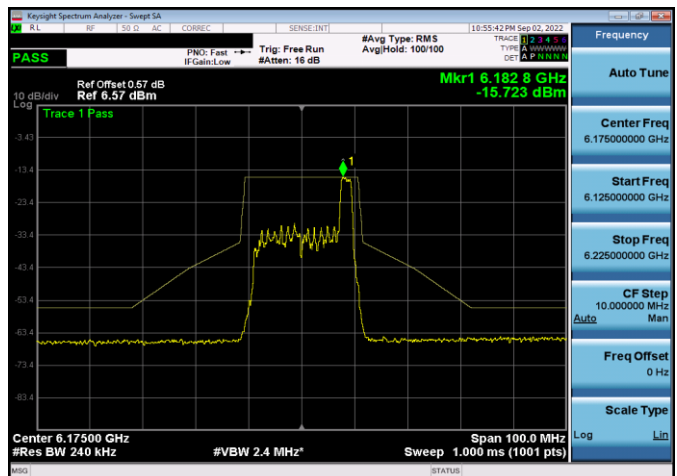
Plot 7-514. In-Band Emission Plot SDM Antenna 4a (20MHz 802.11ax RU26 (UNII Band 5) – Ch. 45)



Plot 7-517. In-Band Emission Plot SDM Antenna 5b (20MHz 802.11ax RU26 (UNII Band 5) – Ch. 45)

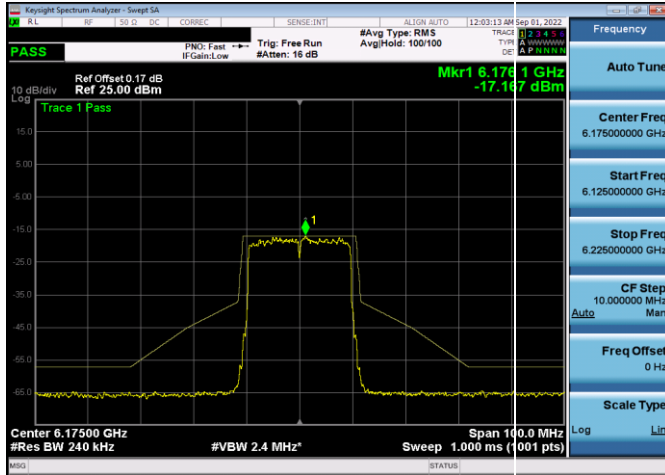


Plot 7-515. In-Band Emission Plot SDM Antenna 4a (20MHz 802.11ax RU26 (UNII Band 5) – Ch. 45)

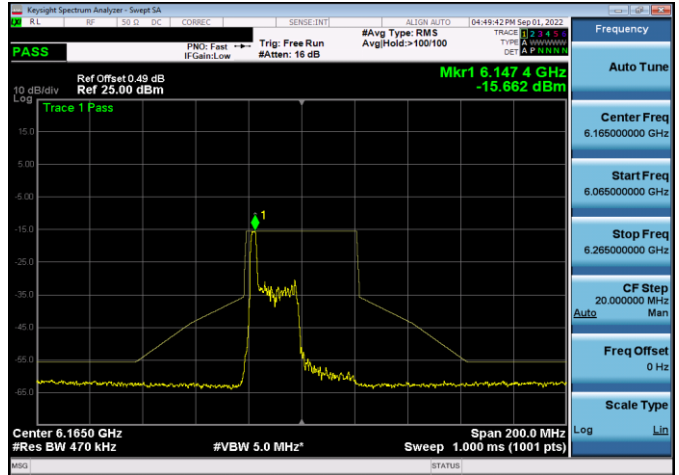


Plot 7-518. In-Band Emission Plot SDM Antenna 4a (20MHz 802.11ax RU26 (UNII Band 5) – Ch. 45)

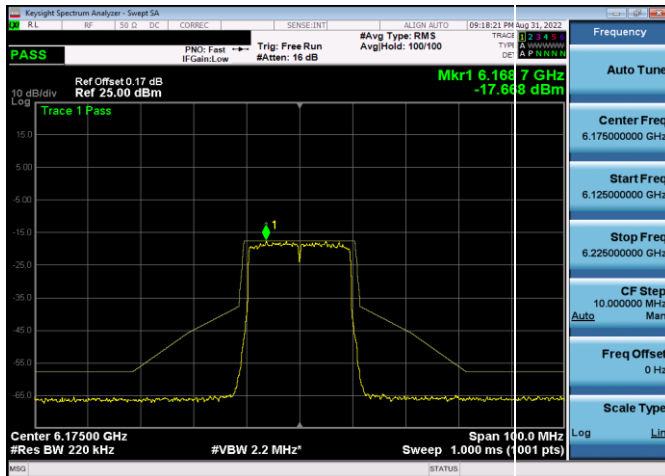
FCC ID: BCGA2435 IC: 579C-A2435		MEASUREMENT REPORT (CERTIFICATION)	Approved by: Technical Manager
Test Report S/N: 1C2205090025-22-R2.BCG	Test Dates: 05/27/2022 - 9/12/2022	EUT Type: Tablet Device	Page 139 of 323



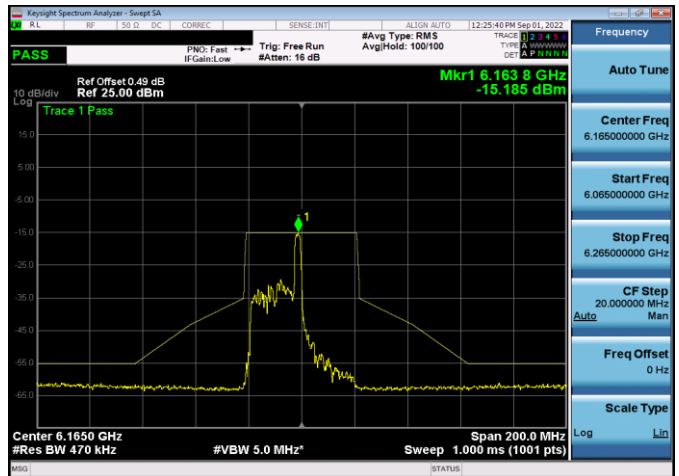
Plot 7-519. In-Band Emission Plot SDM Antenna 4a (20MHz 802.11ax RU242 (UNII Band 5) – Ch. 45)



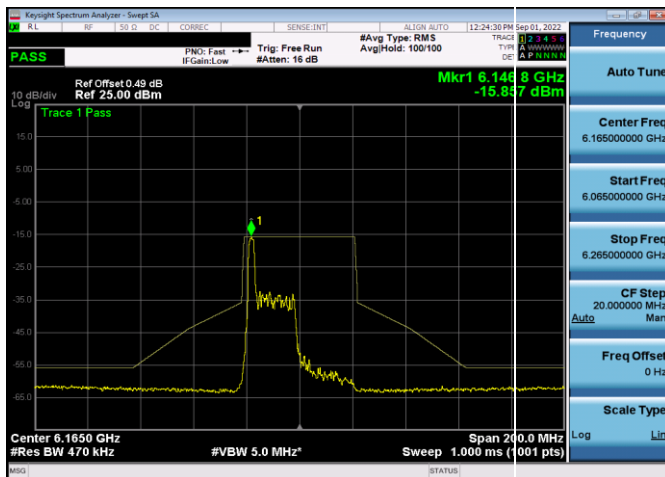
Plot 7-522. In-Band Emission Plot SDM Antenna 4a (40MHz 802.11ax RU26 (UNII Band 5) – Ch. 43)



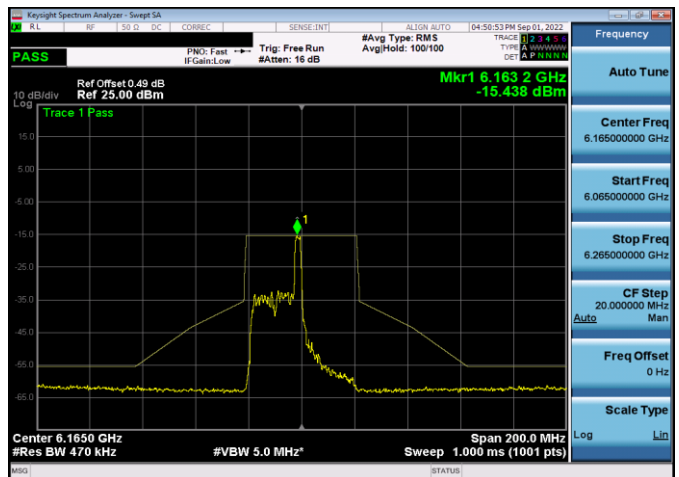
Plot 7-520. In-Band Emission Plot SDM Antenna 5b (20MHz 802.11ax RU242 (UNII Band 5) – Ch. 45)



Plot 7-523. In-Band Emission Plot SDM Antenna 5b (40MHz 802.11ax RU26 (UNII Band 5) – Ch. 43)

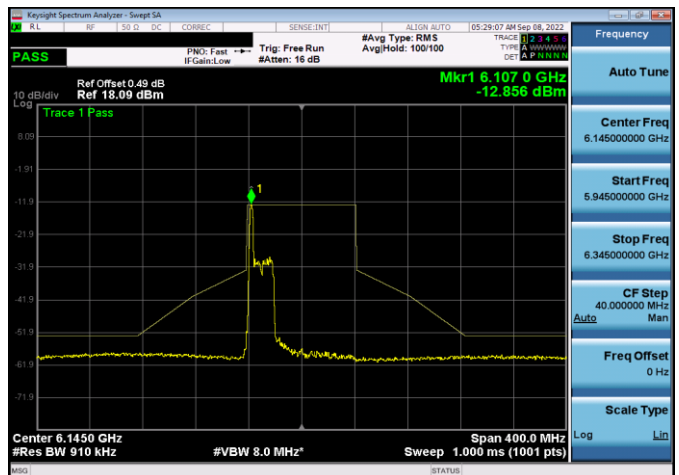
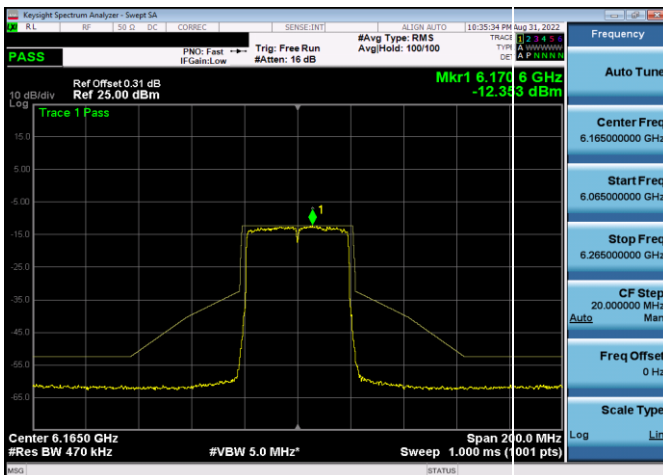
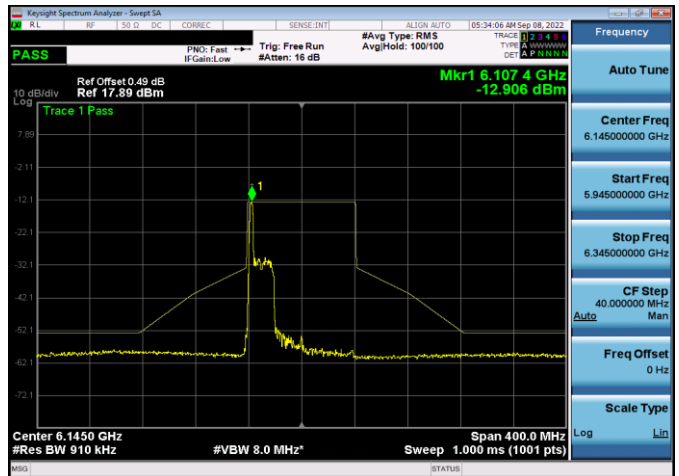
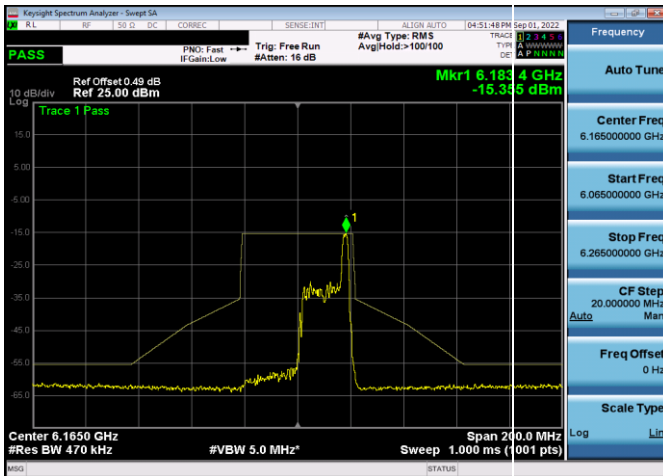
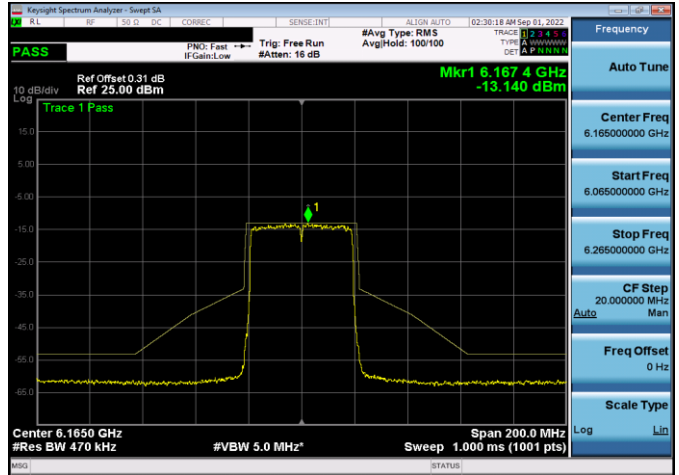
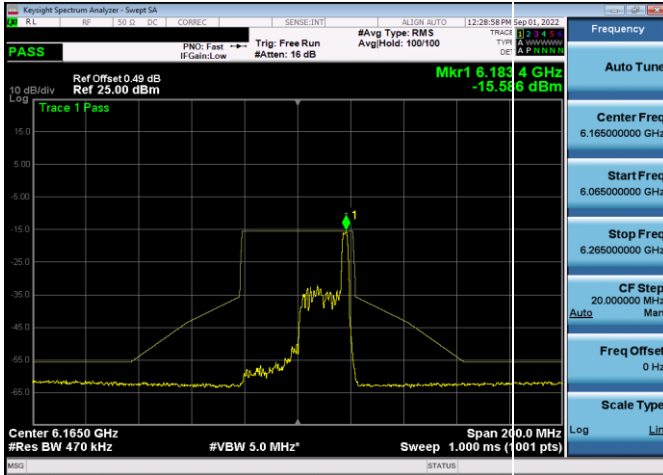


Plot 7-521. In-Band Emission Plot SDM Antenna 5b (40MHz 802.11ax RU26 (UNII Band 5) – Ch. 43)

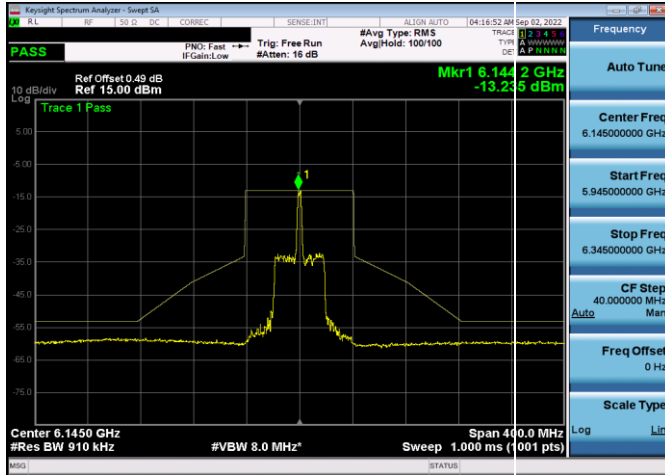


Plot 7-524. In-Band Emission Plot SDM Antenna 4a (40MHz 802.11ax RU26 (UNII Band 5) – Ch. 43)

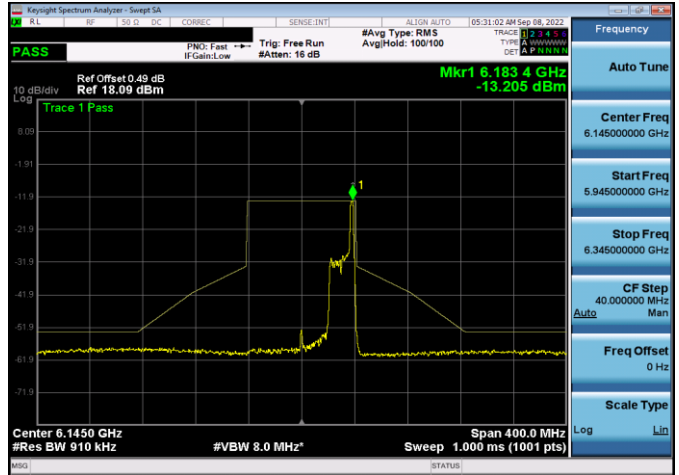
FCC ID: BCGA2435 IC: 579C-A2435		MEASUREMENT REPORT (CERTIFICATION)	Approved by: Technical Manager
Test Report S/N: 1C2205090025-22-R2.BCG	Test Dates: 05/27/2022 - 9/12/2022	EUT Type: Tablet Device	Page 140 of 323



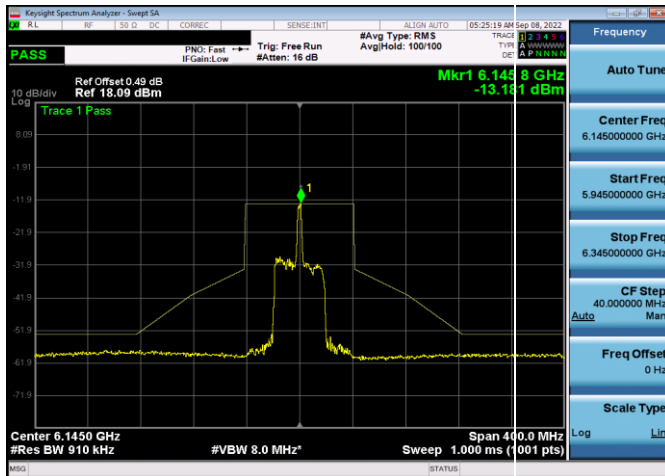
FCC ID: BCGA2435 IC: 579C-A2435		MEASUREMENT REPORT (CERTIFICATION)	Approved by: Technical Manager
Test Report S/N: 1C2205090025-22-R2.BCG	Test Dates: 05/27/2022 - 9/12/2022	EUT Type: Tablet Device	Page 141 of 323



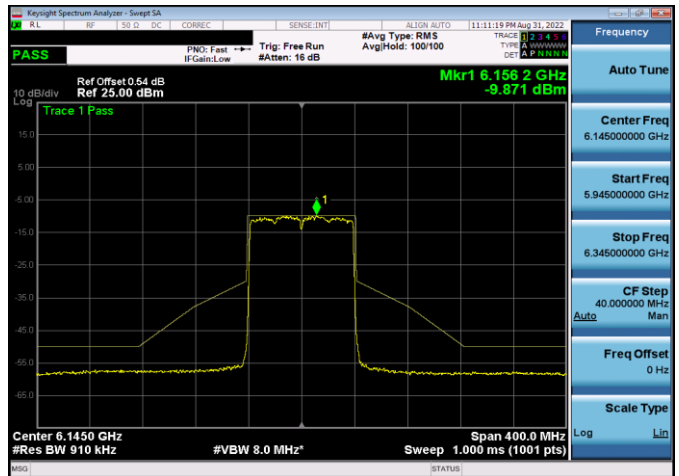
Plot 7-531. In-Band Emission Plot SDM Antenna 5b (80MHz 802.11ax RU26 (UNII Band 5) – Ch. 39)



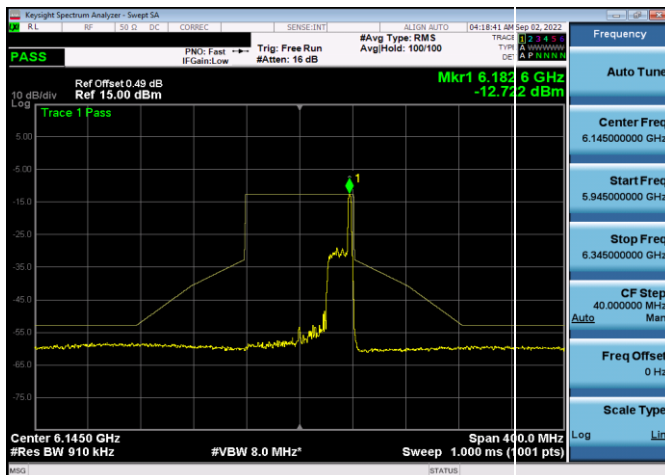
Plot 7-534. In-Band Emission Plot SDM Antenna 4a (80MHz 802.11ax RU26 (UNII Band 5) – Ch. 39)



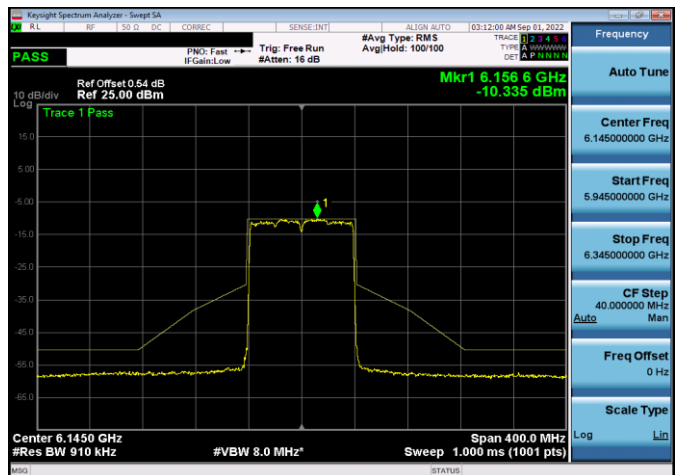
Plot 7-532. In-Band Emission Plot SDM Antenna 4a (80MHz 802.11ax RU26 (UNII Band 5) – Ch. 39)



Plot 7-535. In-Band Emission Plot SDM Antenna 5b (80MHz 802.11ax RU996 (UNII Band 5) – Ch. 39)



Plot 7-533. In-Band Emission Plot SDM Antenna 5b (80MHz 802.11ax RU26 (UNII Band 5) – Ch. 39)



Plot 7-536. In-Band Emission Plot SDM Antenna 4a (80MHz 802.11ax RU996 (UNII Band 5) – Ch. 39)

FCC ID: BCGA2435 IC: 579C-A2435	MEASUREMENT REPORT (CERTIFICATION)	Approved by: Technical Manager
Test Report S/N: 1C2205090025-22-R2.BCG	Test Dates: 05/27/2022 - 9/12/2022	Page 142 of 323
EUT Type: Tablet Device		