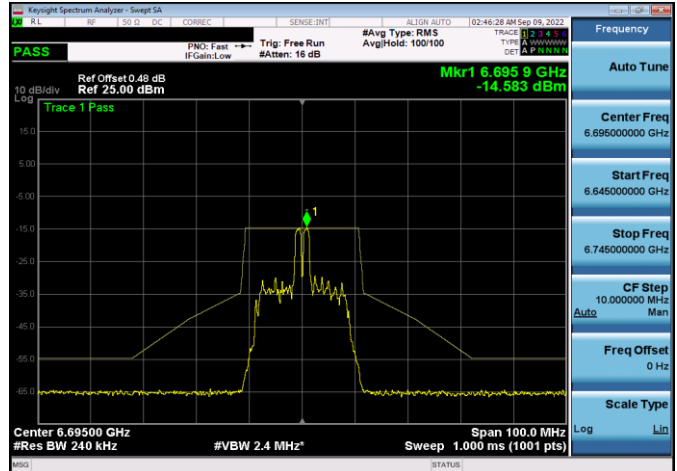
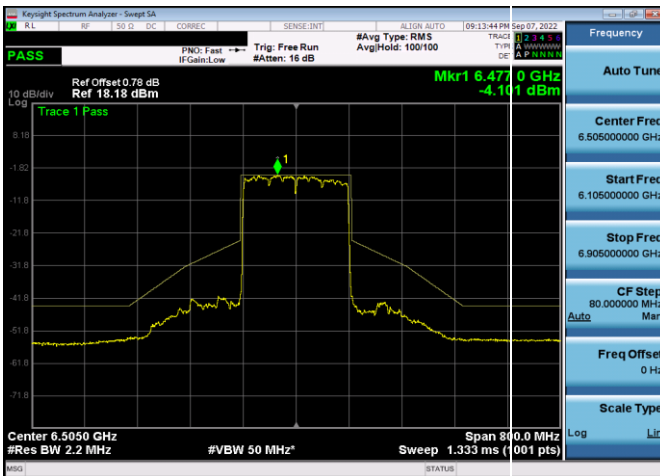


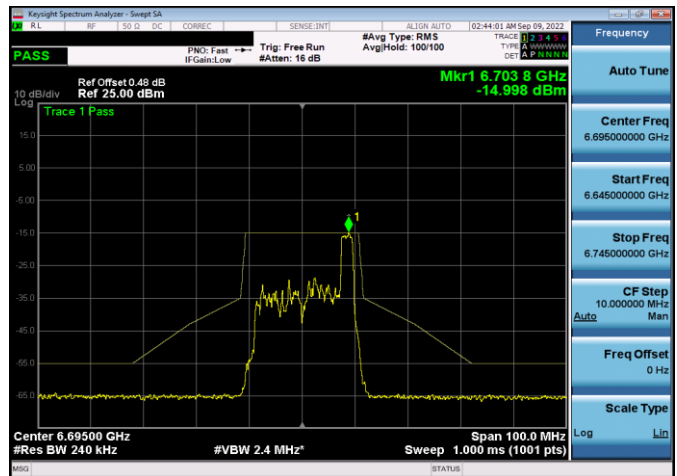
Plot 7-415. In-Band Emission Plot Antenna 5b (160MHz 802.11ax RU26 (UNII Band 6) – Ch. 111)



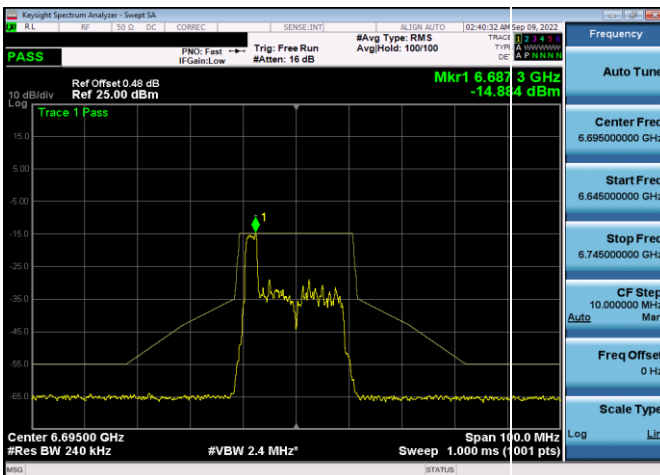
Plot 7-418. In-Band Emission Plot Antenna 5b (20MHz 802.11ax RU26 (UNII Band 7) – Ch. 149)



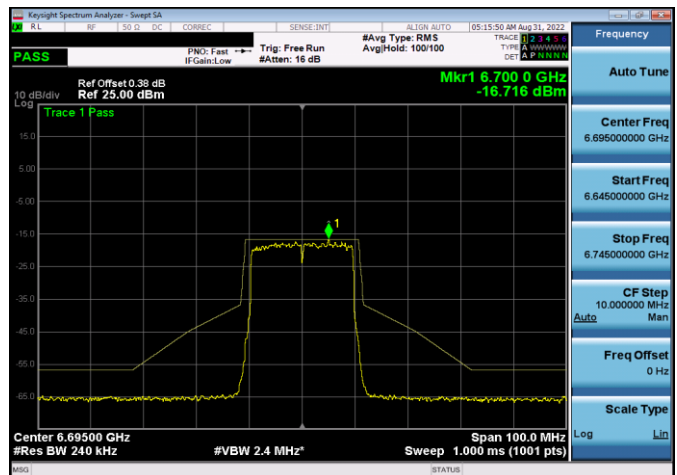
Plot 7-416. In-Band Emission Plot Antenna 5b (160MHz 802.11ax RU484 (UNII Band 6) – Ch. 111)



Plot 7-419. In-Band Emission Plot Antenna 5b (20MHz 802.11ax RU26 (UNII Band 7) – Ch. 149)

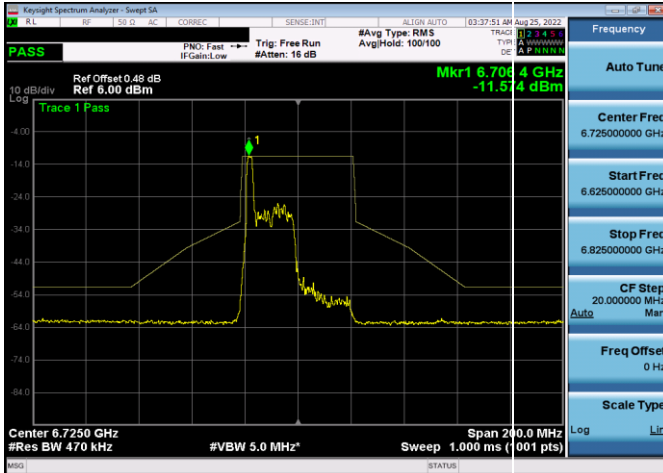


Plot 7-417. In-Band Emission Plot Antenna 5b (20MHz 802.11ax RU26 (UNII Band 7) – Ch. 149)

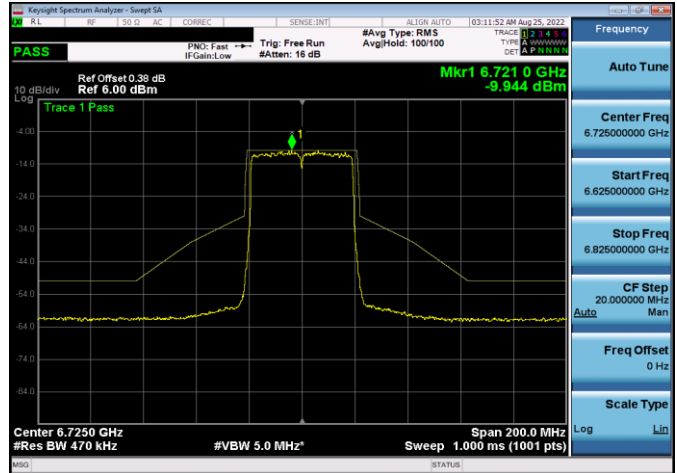


Plot 7-420. In-Band Emission Plot Antenna 5b (20MHz 802.11ax RU242 (UNII Band 7) – Ch. 149)

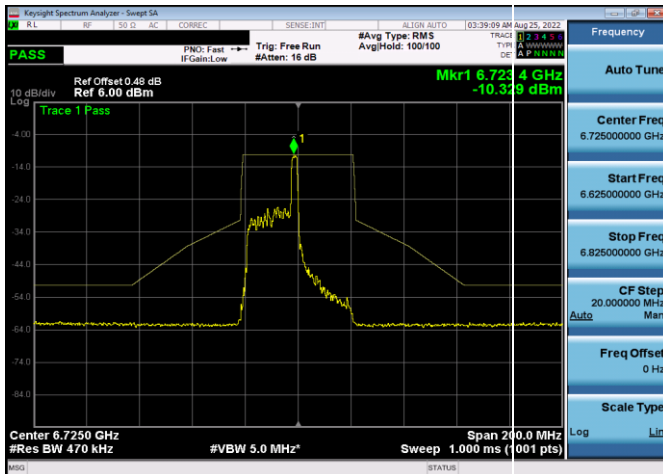
FCC ID: BCGA2435 IC: 579C-A2435		MEASUREMENT REPORT (CERTIFICATION)	Approved by: Technical Manager
Test Report S/N: 1C2205090025-22-R2.BCG			
Test Dates: 05/27/2022 - 9/12/2022	EUT Type: Tablet Device		Page 122 of 323



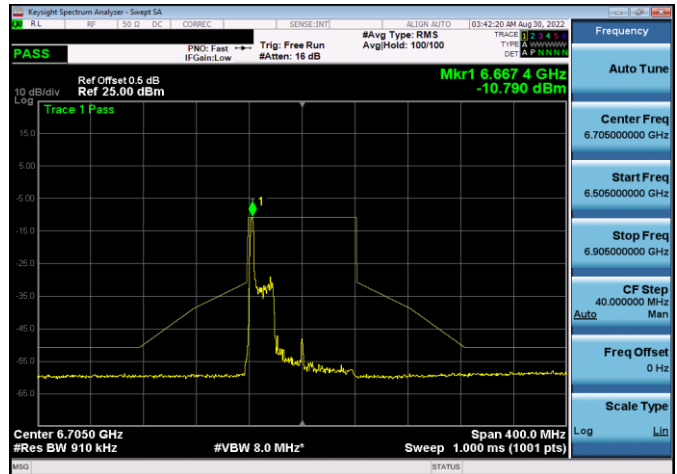
Plot 7-421. In-Band Emission Plot Antenna 5b (40MHz 802.11ax RU26 (UNII Band 7) – Ch. 155)



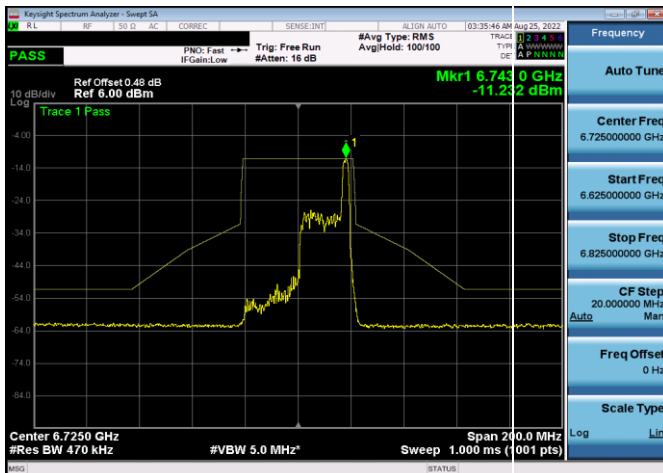
Plot 7-424. In-Band Emission Plot Antenna 5b (40MHz 802.11ax RU484 (UNII Band 7) – Ch. 155)



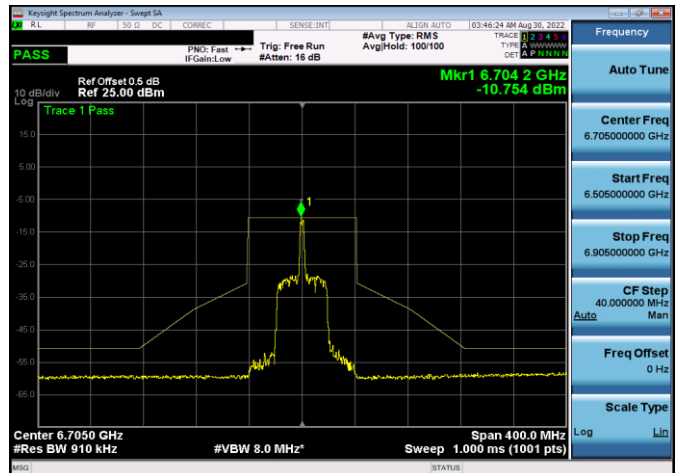
Plot 7-422. In-Band Emission Plot Antenna 5b (40MHz 802.11ax RU26 (UNII Band 7) – Ch. 155)



Plot 7-425. In-Band Emission Plot Antenna 5b (80MHz 802.11ax RU26 (UNII Band 7) – Ch. 151)

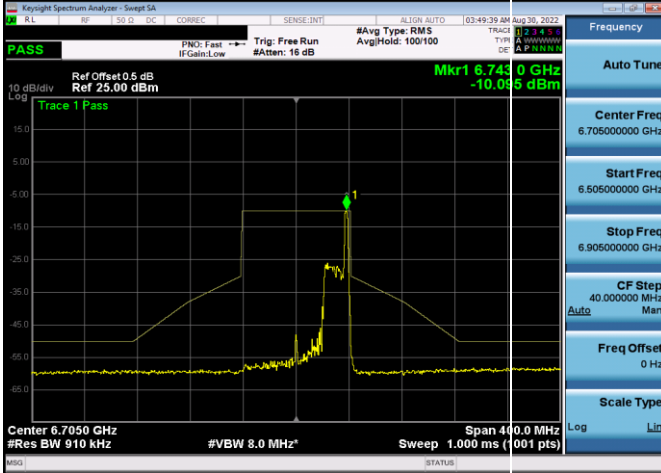


Plot 7-423. In-Band Emission Plot Antenna 5b (40MHz 802.11ax RU26 (UNII Band 7) – Ch. 155)

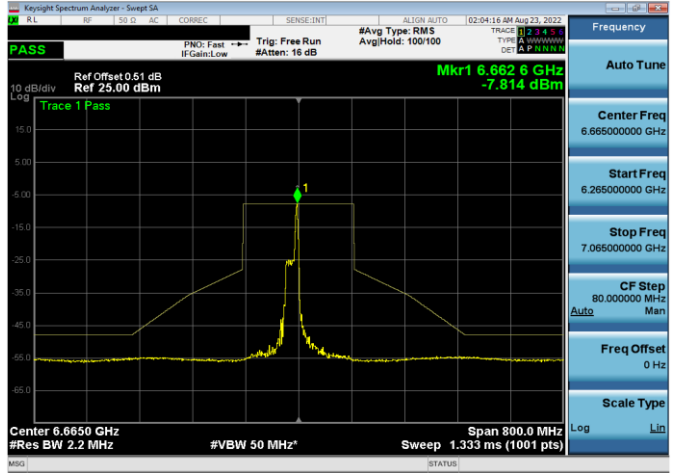


Plot 7-426. In-Band Emission Plot Antenna 5b (80MHz 802.11ax RU26 (UNII Band 7) – Ch. 151)

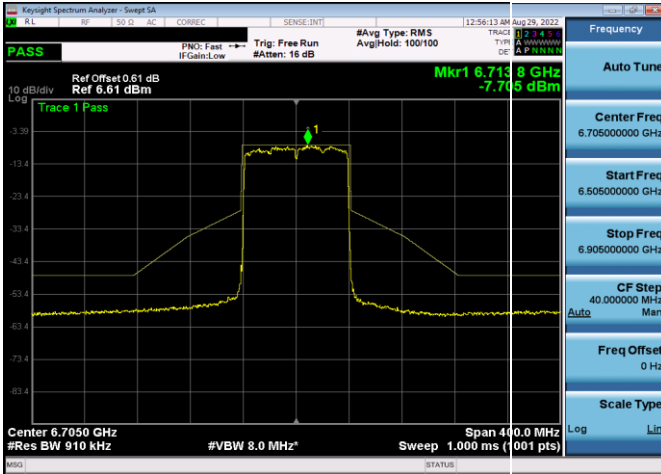
FCC ID: BCGA2435 IC: 579C-A2435		MEASUREMENT REPORT (CERTIFICATION)	Approved by: Technical Manager
Test Report S/N: 1C2205090025-22-R2.BCG	Test Dates: 05/27/2022 - 9/12/2022	EUT Type: Tablet Device	Page 123 of 323



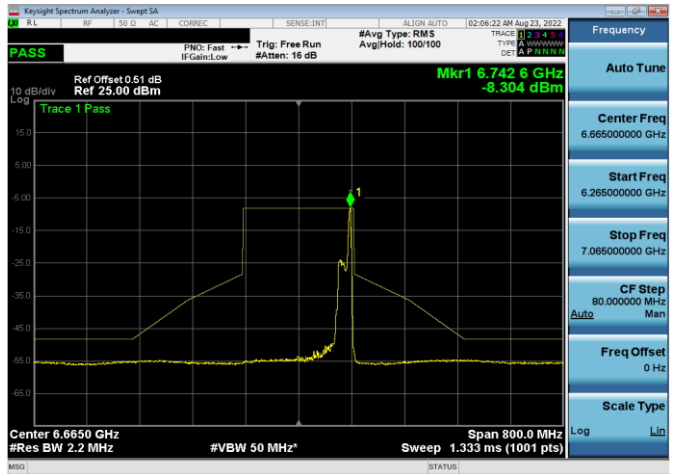
Plot 7-427. In-Band Emission Plot Antenna 5b (80MHz 802.11ax RU26 (UNII Band 7) – Ch. 151)



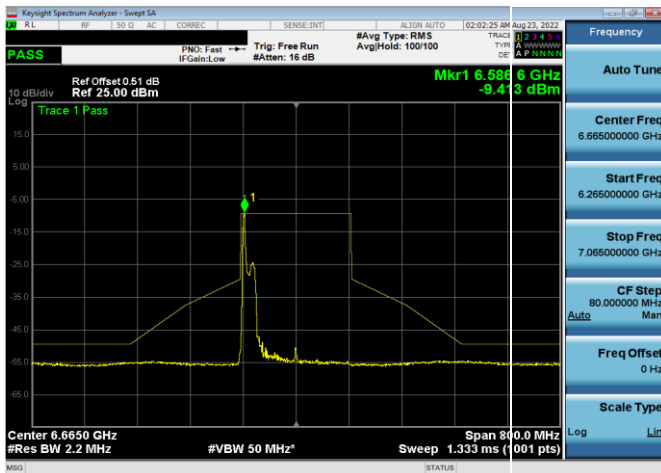
Plot 7-430. In-Band Emission Plot Antenna 5b (160MHz 802.11ax RU26 (UNII Band 7) – Ch. 143)



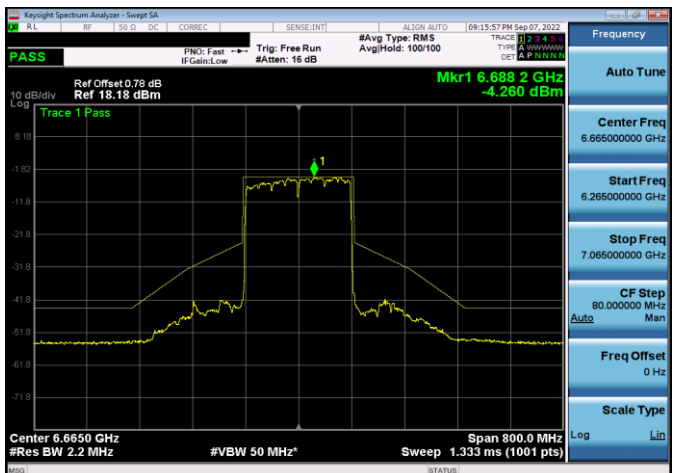
Plot 7-428. In-Band Emission Plot Antenna 5b (80MHz 802.11ax RU996 (UNII Band 7) – Ch. 151)



Plot 7-431. In-Band Emission Plot Antenna 5b (160MHz 802.11ax RU26 (UNII Band 7) – Ch. 143)

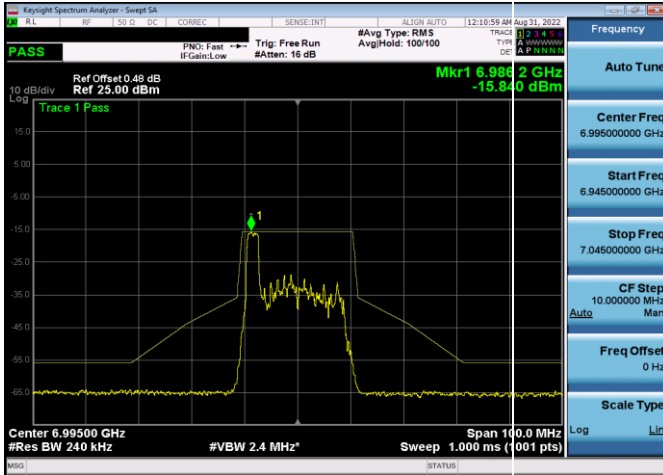


Plot 7-429. In-Band Emission Plot Antenna 5b (160MHz 802.11ax RU26 (UNII Band 7) – Ch. 143)

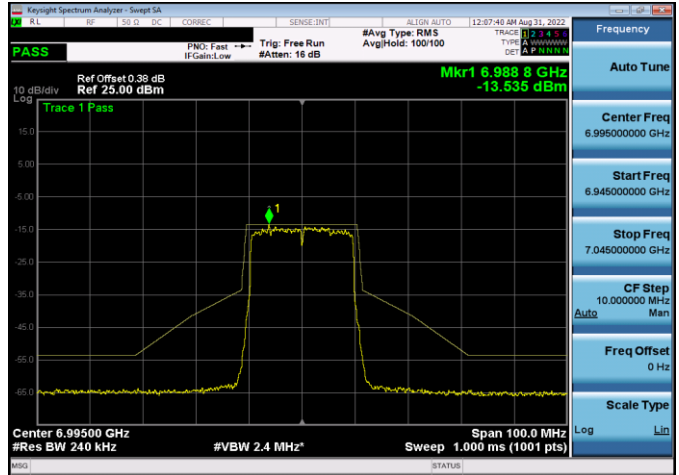


Plot 7-432. In-Band Emission Plot Antenna 5b (160MHz 802.11ax RU484 (UNII Band 7) – Ch. 143)

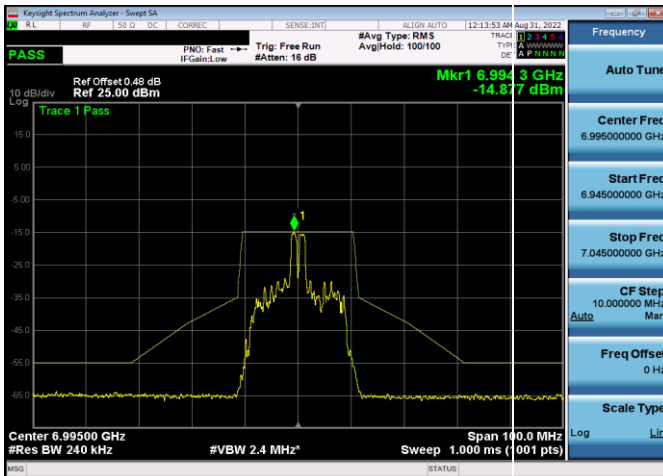
FCC ID: BCGA2435 IC: 579C-A2435		MEASUREMENT REPORT (CERTIFICATION)	Approved by: Technical Manager
Test Report S/N: 1C2205090025-22-R2.BCG			
Test Dates: 05/27/2022 - 9/12/2022	EUT Type: Tablet Device		Page 124 of 323



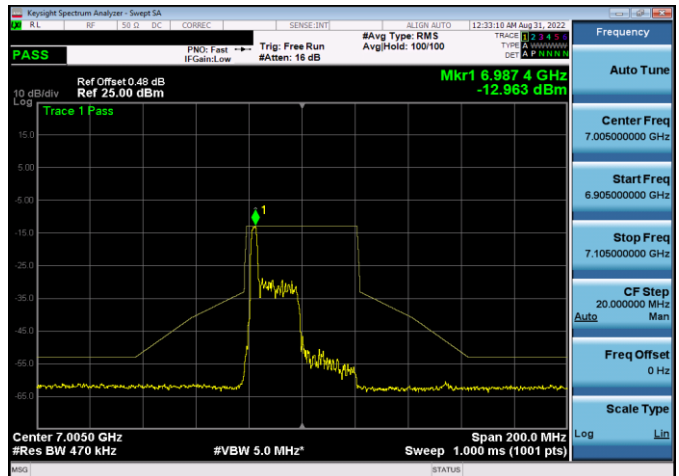
Plot 7-433. In-Band Emission Plot Antenna 5b (20MHz 802.11ax RU26 (UNII Band 8) - Ch. 209)



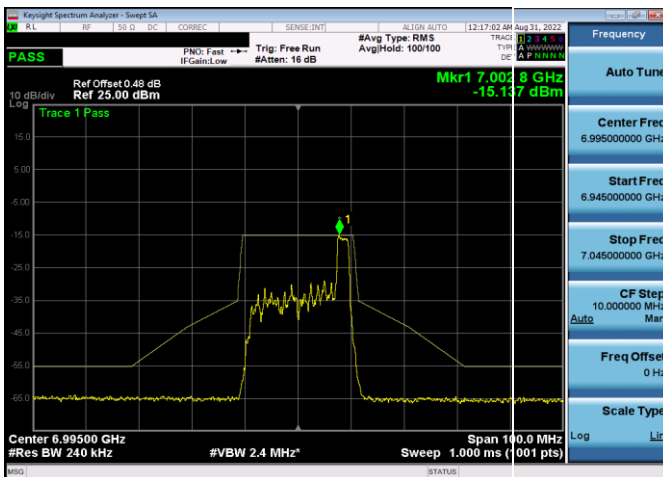
Plot 7-436. In-Band Emission Plot Antenna 5b (20MHz 802.11ax RU242 (UNII Band 8) - Ch. 209)



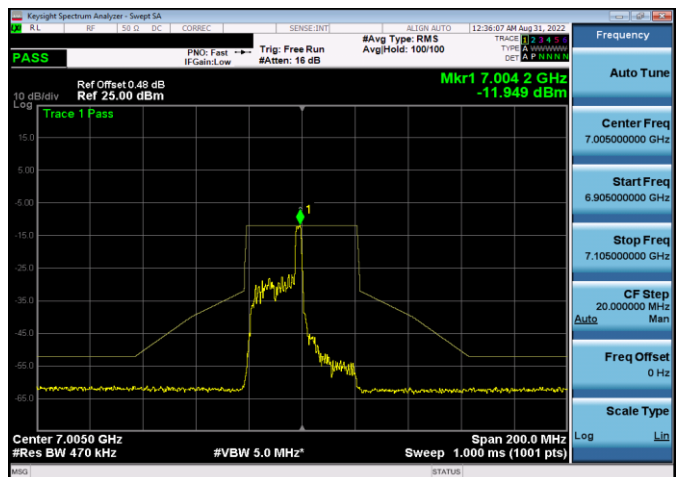
Plot 7-434. In-Band Emission Plot Antenna 5b (20MHz 802.11ax RU26 (UNII Band 8) - Ch. 209)



Plot 7-437. In-Band Emission Plot Antenna 5b (40MHz 802.11ax RU26 (UNII Band 8) - Ch. 211)

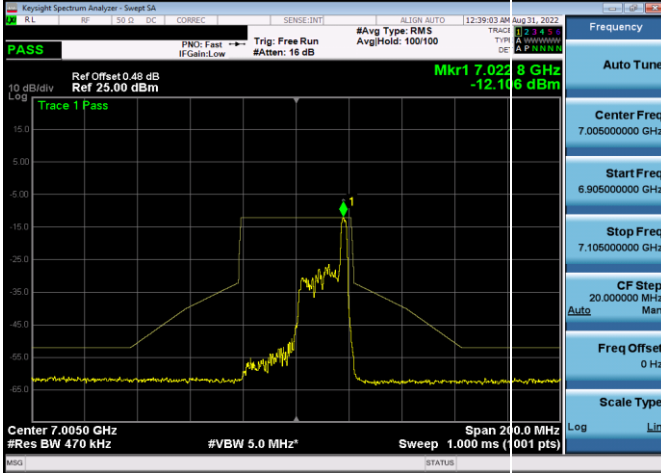


Plot 7-435. In-Band Emission Plot Antenna 5b (20MHz 802.11ax RU26 (UNII Band 8) - Ch. 209)

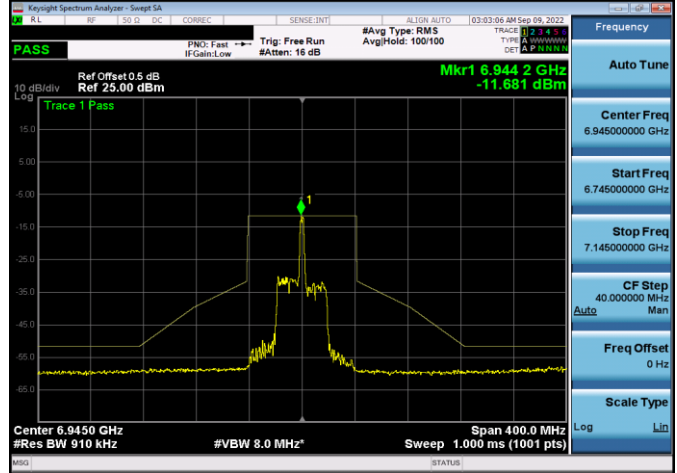


Plot 7-438. In-Band Emission Plot Antenna 5b (40MHz 802.11ax RU26 (UNII Band 8) - Ch. 211)

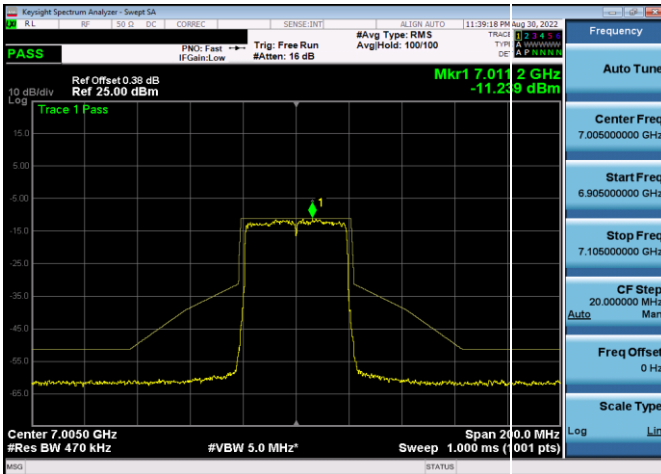
FCC ID: BCGA2435 IC: 579C-A2435	element	MEASUREMENT REPORT (CERTIFICATION)	Approved by: Technical Manager
Test Report S/N: 1C2205090025-22-R2.BCG	Test Dates: 05/27/2022 - 9/12/2022	EUT Type: Tablet Device	Page 125 of 323



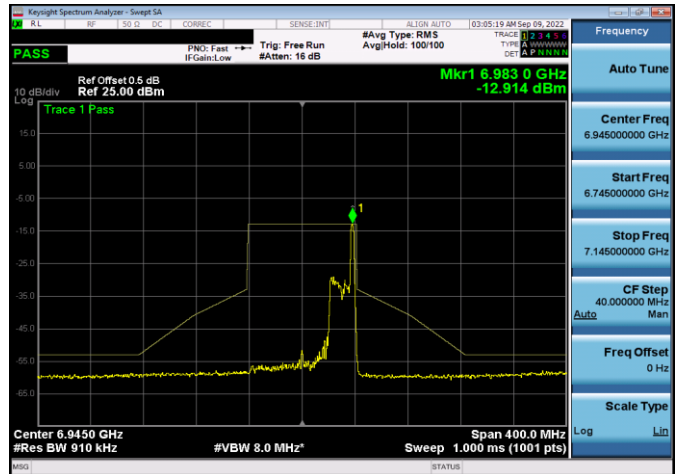
Plot 7-439. In-Band Emission Plot Antenna 5b (40MHz 802.11ax RU26 (UNII Band 8) – Ch. 211)



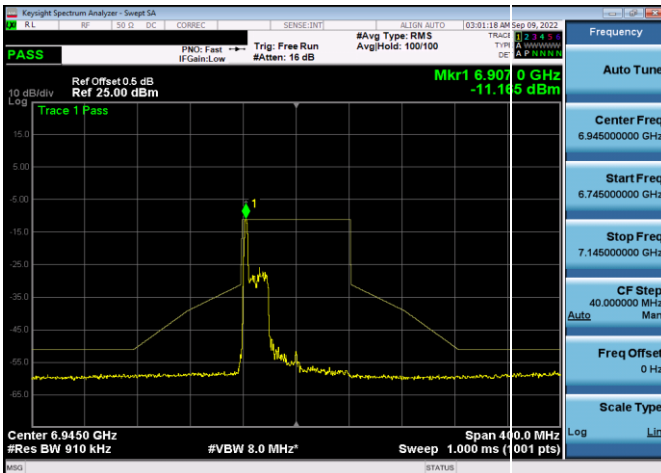
Plot 7-442. In-Band Emission Plot Antenna 5b (80MHz 802.11ax RU26 (UNII Band 8) – Ch. 199)



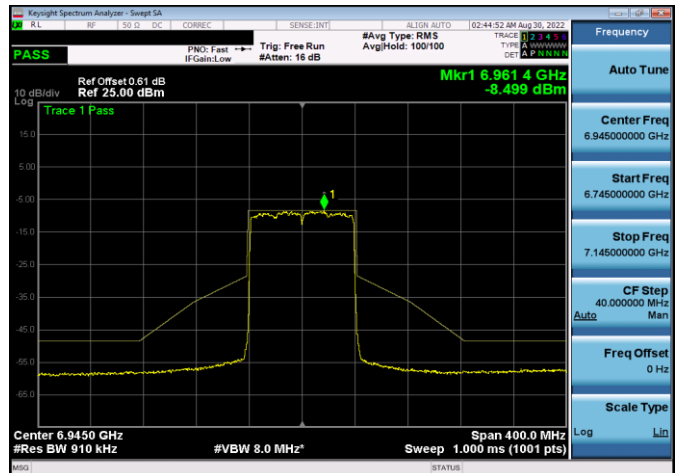
Plot 7-440. In-Band Emission Plot Antenna 5b (40MHz 802.11ax RU484 (UNII Band 8) – Ch. 211)



Plot 7-443. In-Band Emission Plot Antenna 5b (80MHz 802.11ax RU26 (UNII Band 8) – Ch. 199)

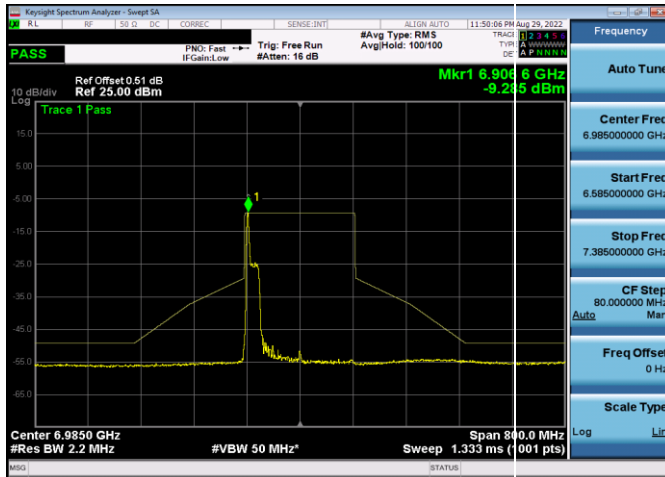


Plot 7-441. In-Band Emission Plot Antenna 5b (80MHz 802.11ax RU26 (UNII Band 8) – Ch. 199)

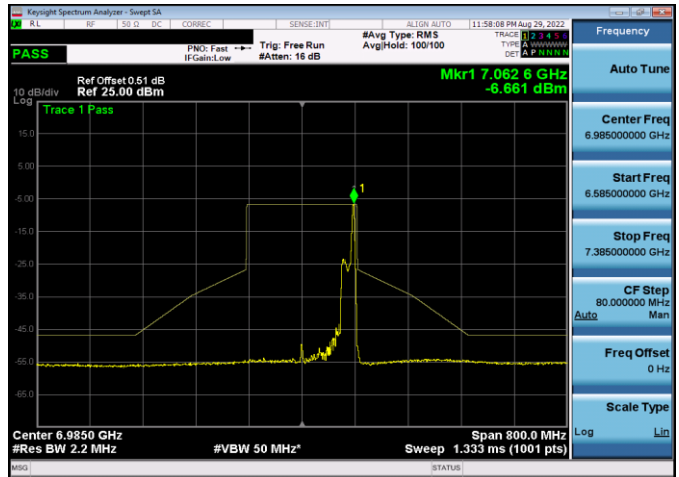


Plot 7-444. In-Band Emission Plot Antenna 5b (80MHz 802.11ax RU996 (UNII Band 8) – Ch. 199)

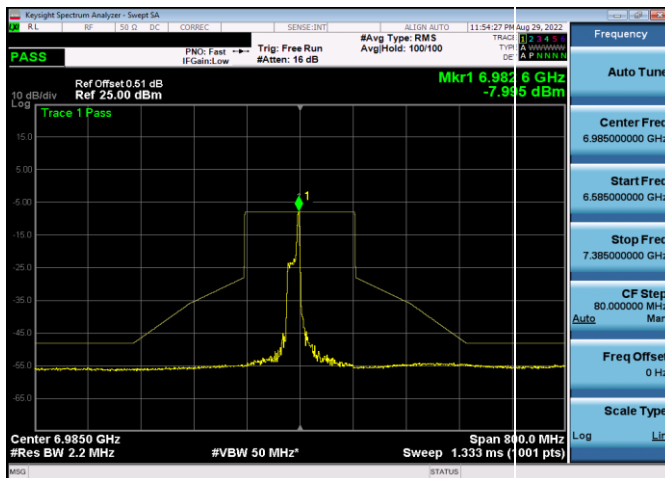
FCC ID: BCGA2435 IC: 579C-A2435		MEASUREMENT REPORT (CERTIFICATION)	Approved by: Technical Manager
Test Report S/N: 1C2205090025-22-R2.BCG			
Test Dates: 05/27/2022 - 9/12/2022	EUT Type: Tablet Device		Page 126 of 323



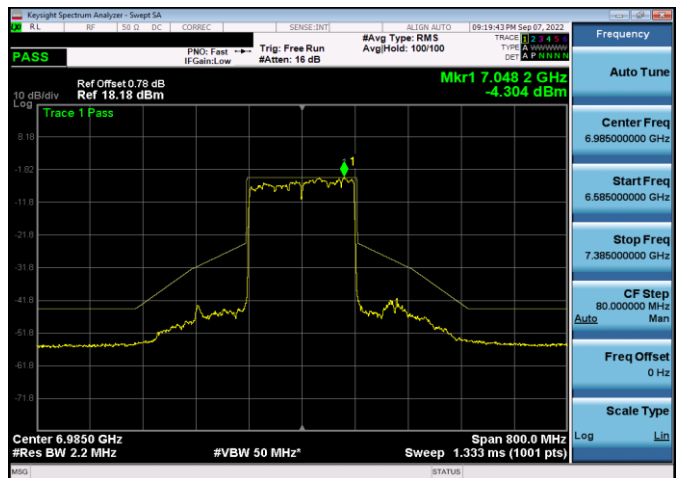
Plot 7-445. In-Band Emission Plot Antenna 5b (160MHz 802.11ax RU26 (UNII Band 8) – Ch. 207)



Plot 7-447. In-Band Emission Plot Antenna 5b (160MHz 802.11ax RU26 (UNII Band 8) – Ch. 207)



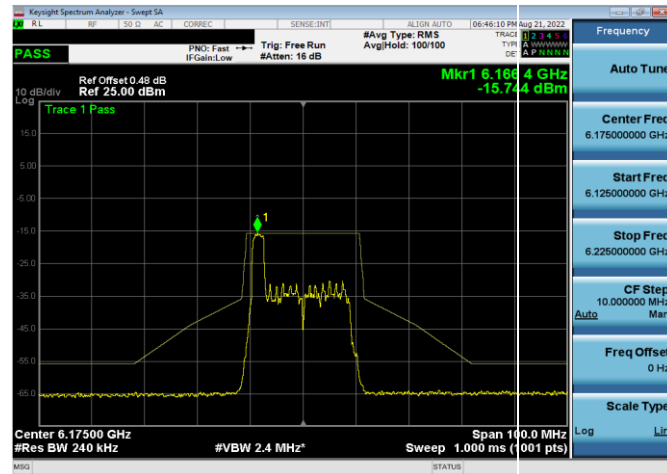
Plot 7-446. In-Band Emission Plot Antenna 5b (160MHz 802.11ax RU26 (UNII Band 8) – Ch. 207)



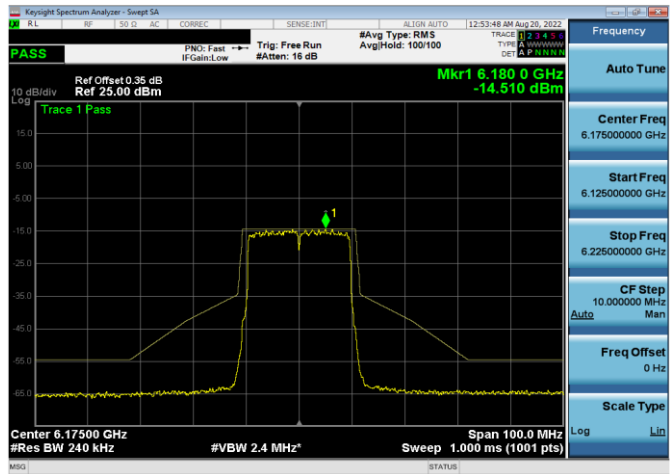
Plot 7-448. In-Band Emission Plot Antenna 5b (160MHz 802.11ax RU484 (UNII Band 8) – Ch. 207)

FCC ID: BCGA2435 IC: 579C-A2435	 MEASUREMENT REPORT (CERTIFICATION)		Approved by: Technical Manager
Test Report S/N: 1C2205090025-22-R2.BCG	Test Dates: 05/27/2022 - 9/12/2022	EUT Type: Tablet Device	Page 127 of 323

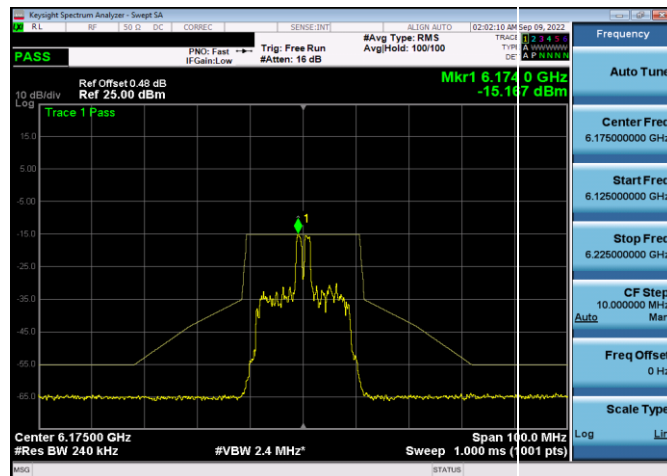
7.5.2 Antenna 4a In-Band Emission Measurements



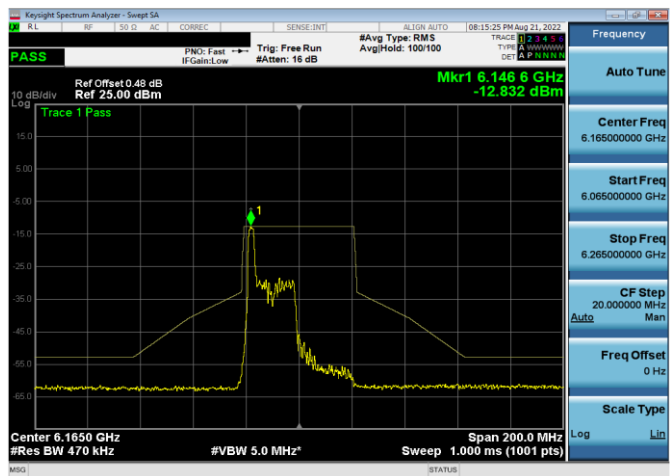
Plot 7-449. In-Band Emission Plot Antenna 4a (20MHz 802.11ax RU26 (UNII Band 5) - Ch. 45)



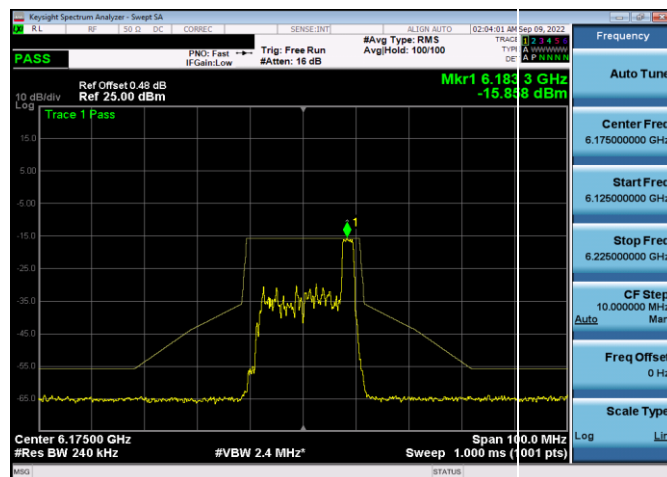
Plot 7-452. In-Band Emission Plot Antenna 4a (20MHz 802.11ax RU242 (UNII Band 5) - Ch. 45)



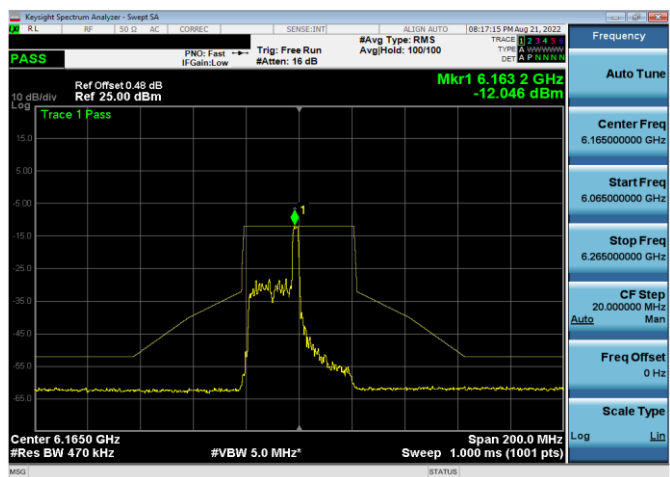
Plot 7-450. In-Band Emission Plot Antenna 4a (20MHz 802.11ax RU26 (UNII Band 5) - Ch. 45)



Plot 7-453. In-Band Emission Plot Antenna 4a (40MHz 802.11ax RU26 (UNII Band 5) - Ch. 43)

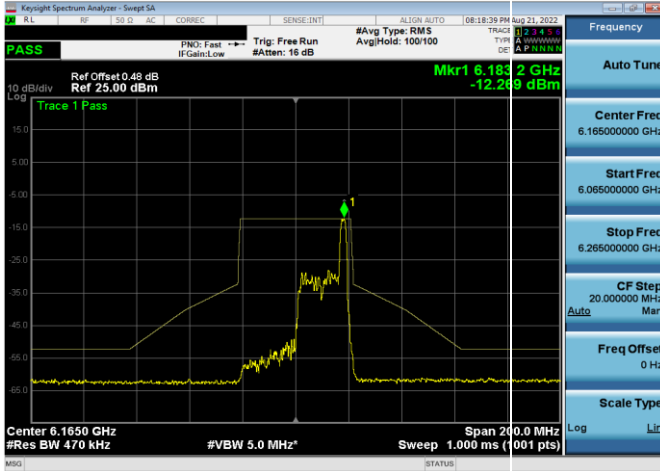


Plot 7-451. In-Band Emission Plot Antenna 4a (20MHz 802.11ax RU26 (UNII Band 5) - Ch. 45)

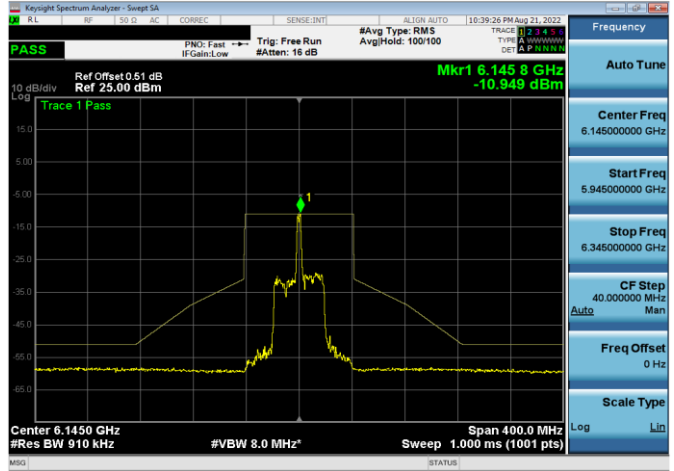


Plot 7-454. In-Band Emission Plot Antenna 4a (40MHz 802.11ax RU26 (UNII Band 5) - Ch. 43)

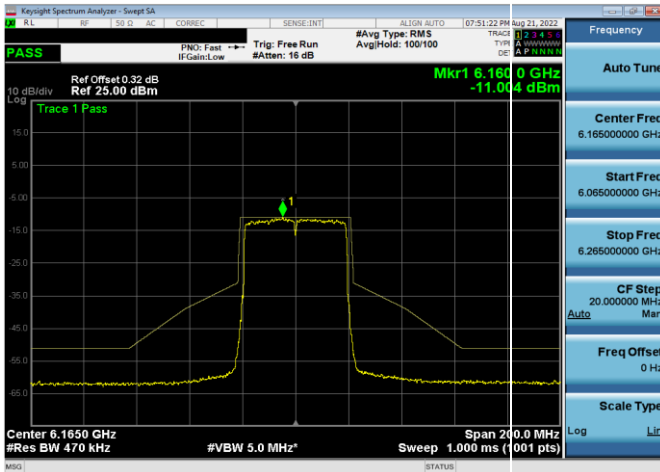
FCC ID: BCGA2435 IC: 579C-A2435		MEASUREMENT REPORT (CERTIFICATION)	Approved by: Technical Manager
Test Report S/N: 1C2205090025-22-R2.BCG	Test Dates: 05/27/2022 - 9/12/2022	EUT Type: Tablet Device	Page 128 of 323



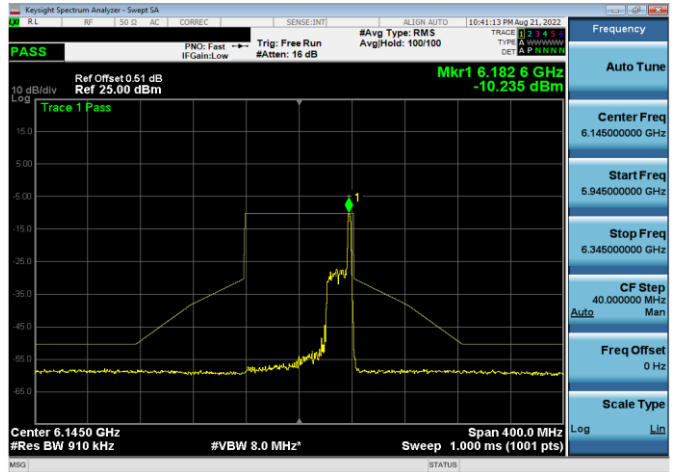
Plot 7-455. In-Band Emission Plot Antenna 4a (40MHz 802.11ax RU26 (UNII Band 5) - Ch. 43)



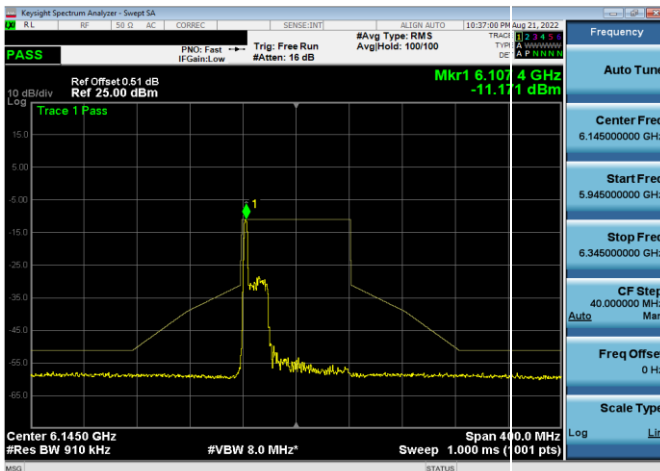
Plot 7-458. In-Band Emission Plot Antenna 4a (80MHz 802.11ax RU26 (UNII Band 5) - Ch. 39)



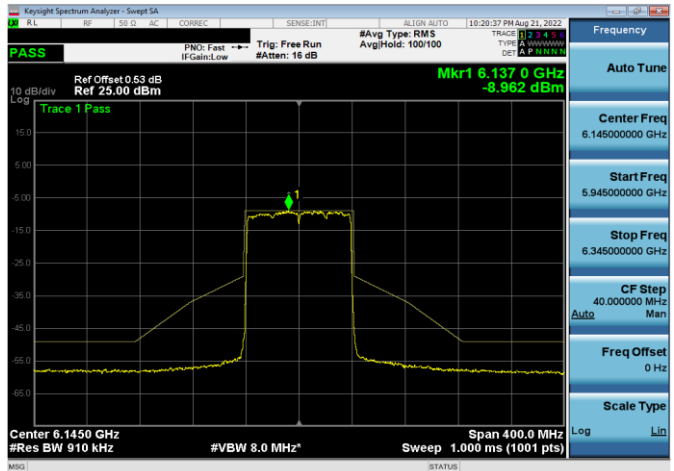
Plot 7-456. In-Band Emission Plot Antenna 4a (40MHz 802.11ax RU484 (UNII Band 5) - Ch. 43)



Plot 7-459. In-Band Emission Plot Antenna 4a (80MHz 802.11ax RU26 (UNII Band 5) - Ch. 39)

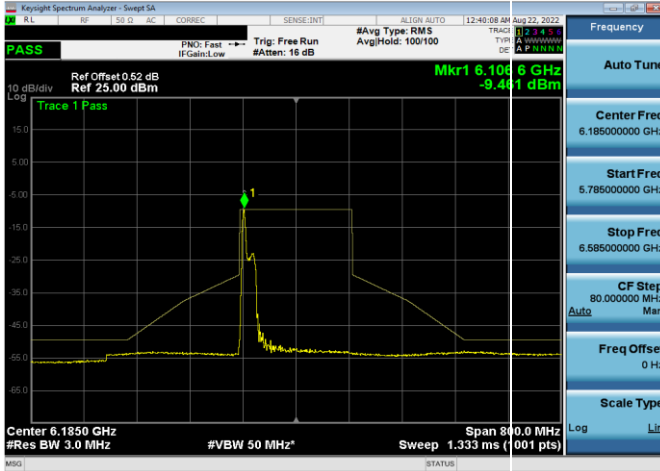


Plot 7-457. In-Band Emission Plot Antenna 4a (80MHz 802.11ax RU26 (UNII Band 5) - Ch. 39)

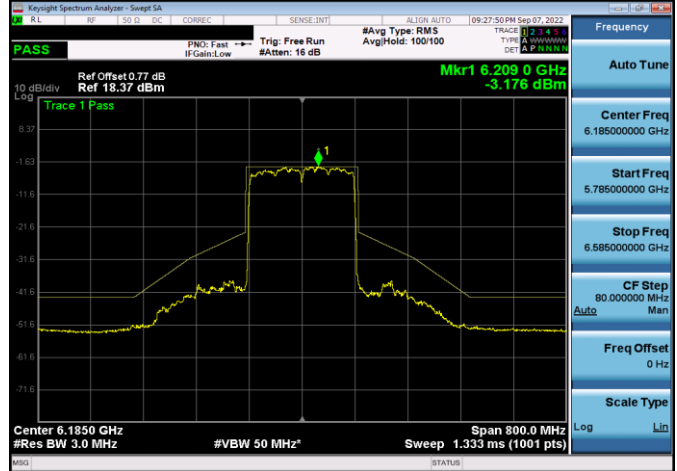


Plot 7-460. In-Band Emission Plot Antenna 4a (80MHz 802.11ax RU996 (UNII Band 5) - Ch. 39)

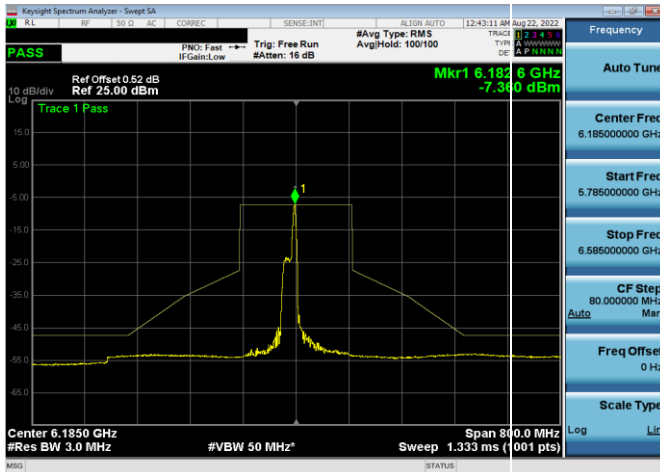
FCC ID: BCGA2435 IC: 579C-A2435		MEASUREMENT REPORT (CERTIFICATION)	Approved by: Technical Manager
Test Report S/N: 1C2205090025-22-R2.BCG	Test Dates: 05/27/2022 - 9/12/2022	EUT Type: Tablet Device	Page 129 of 323



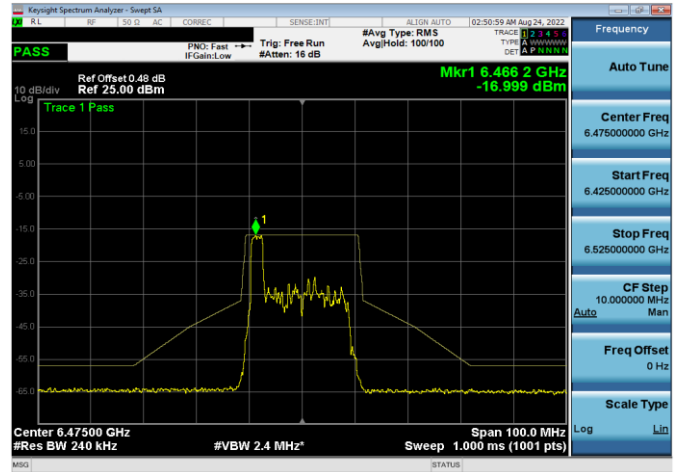
Plot 7-461. In-Band Emission Plot Antenna 4a (160MHz 802.11ax RU26 (UNII Band 5) – Ch. 47)



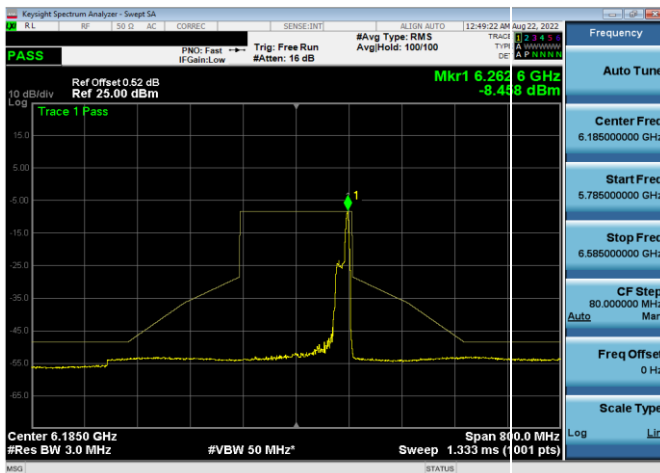
Plot 7-464. In-Band Emission Plot Antenna 4a (160MHz 802.11ax RU484 (UNII Band 5) – Ch. 47)



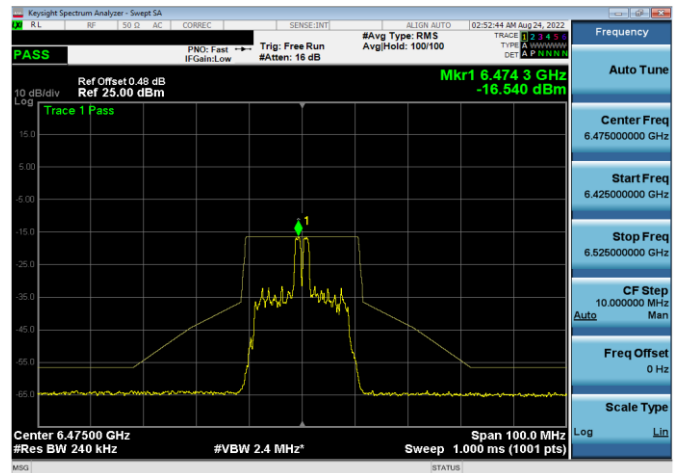
Plot 7-462. In-Band Emission Plot Antenna 4a (160MHz 802.11ax RU26 (UNII Band 5) – Ch. 47)



Plot 7-465. In-Band Emission Plot Antenna 4a (20MHz 802.11ax RU26 (UNII Band 6) – Ch. 105)

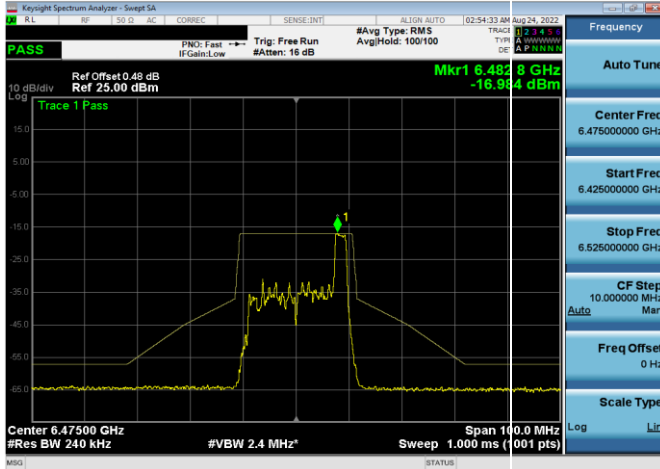


Plot 7-463. In-Band Emission Plot Antenna 4a (160MHz 802.11ax RU26 (UNII Band 5) – Ch. 47)

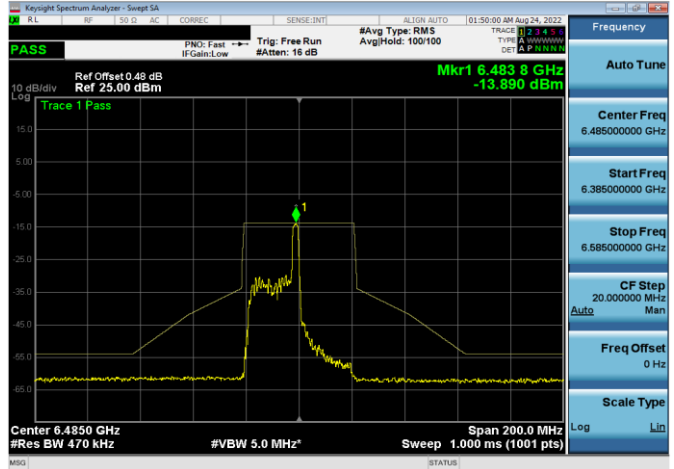


Plot 7-466. In-Band Emission Plot Antenna 4a (20MHz 802.11ax RU26 (UNII Band 6) – Ch. 105)

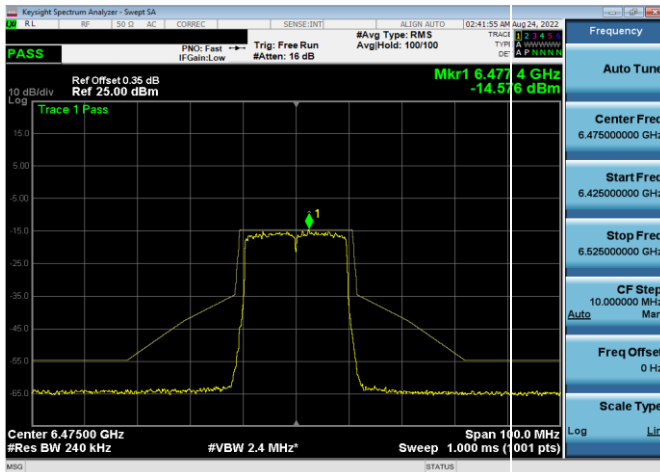
FCC ID: BCGA2435 IC: 579C-A2435		MEASUREMENT REPORT (CERTIFICATION)	Approved by: Technical Manager
Test Report S/N: 1C2205090025-22-R2.BCG	Test Dates: 05/27/2022 - 9/12/2022	EUT Type: Tablet Device	Page 130 of 323



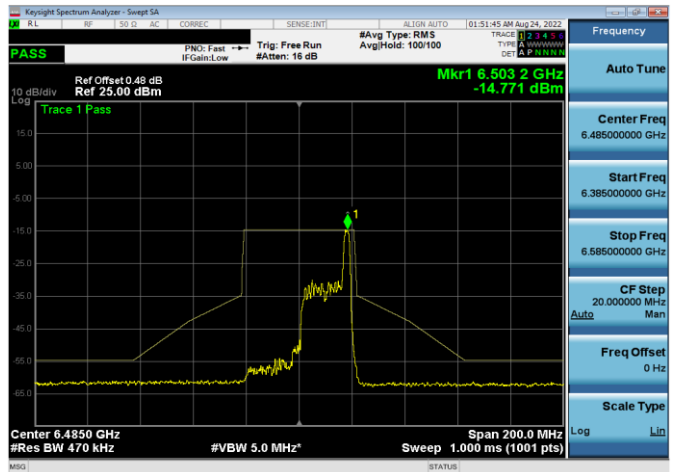
Plot 7-467. In-Band Emission Plot Antenna 4a (20MHz 802.11ax RU26 (UNII Band 6) – Ch. 105)



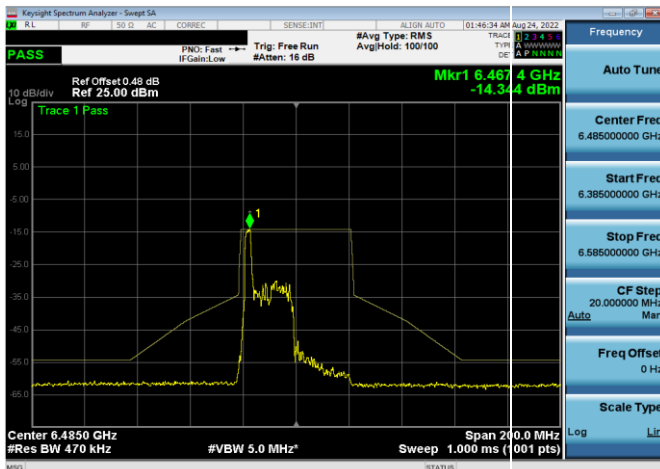
Plot 7-470. In-Band Emission Plot Antenna 4a (40MHz 802.11ax RU26 (UNII Band 6) – Ch. 107)



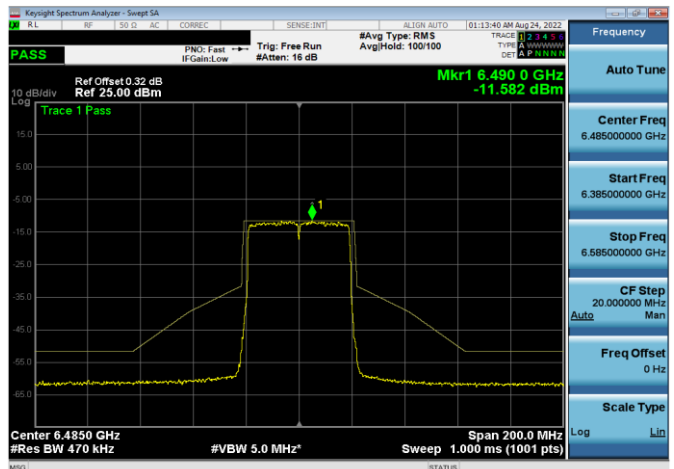
Plot 7-468. In-Band Emission Plot Antenna 4a (20MHz 802.11ax RU242 (UNII Band 6) – Ch. 105)



Plot 7-471. In-Band Emission Plot Antenna 4a (40MHz 802.11ax RU26 (UNII Band 6) – Ch. 107)

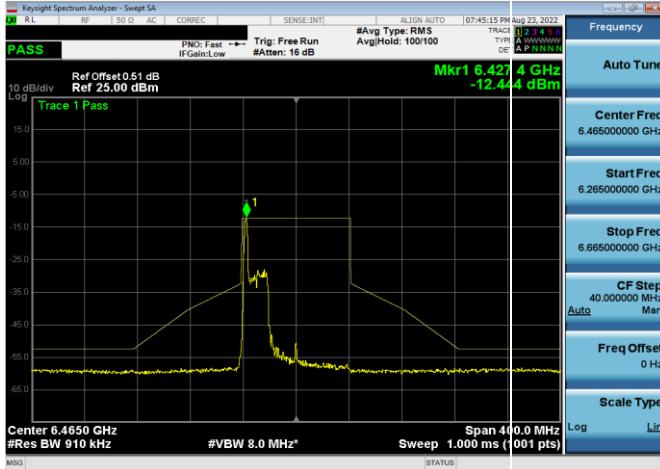


Plot 7-469. In-Band Emission Plot Antenna 4a (40MHz 802.11ax RU26 (UNII Band 6) – Ch. 107)

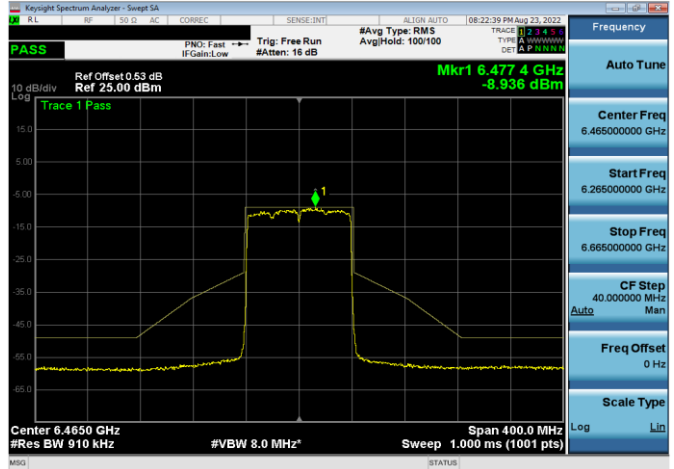


Plot 7-472. In-Band Emission Plot Antenna 4a (40MHz 802.11ax RU484 (UNII Band 6) – Ch. 107)

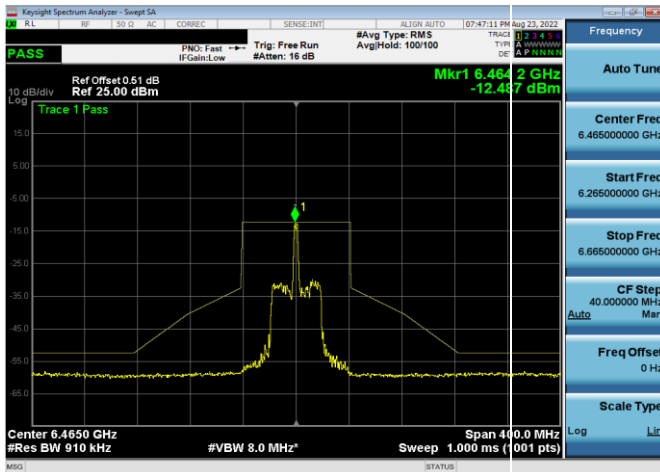
FCC ID: BCGA2435 IC: 579C-A2435	element	MEASUREMENT REPORT (CERTIFICATION)	Approved by: Technical Manager
Test Report S/N: 1C2205090025-22-R2.BCG	Test Dates: 05/27/2022 - 9/12/2022	EUT Type: Tablet Device	Page 131 of 323



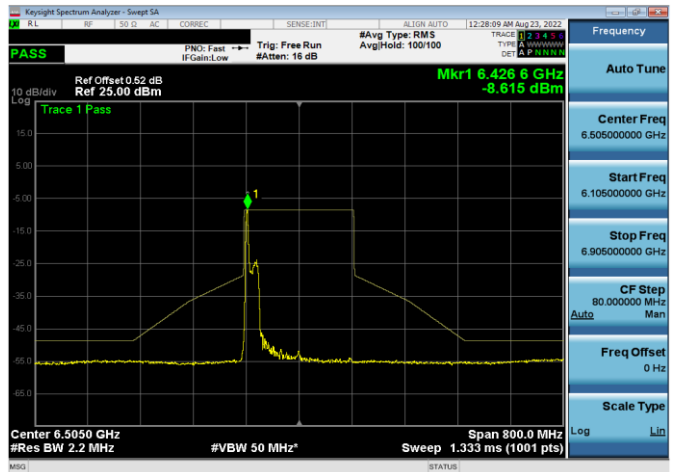
Plot 7-473. In-Band Emission Plot Antenna 4a (80MHz 802.11ax RU26 (UNII Band 6) – Ch. 103)



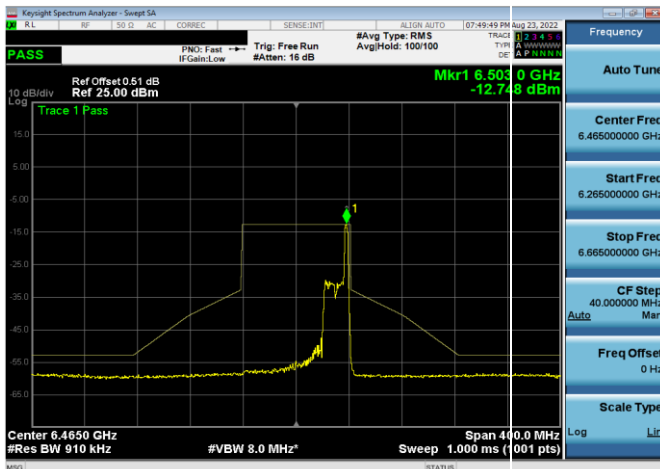
Plot 7-476. In-Band Emission Plot Antenna 4a (80MHz 802.11ax RU996 (UNII Band 6) – Ch. 103)



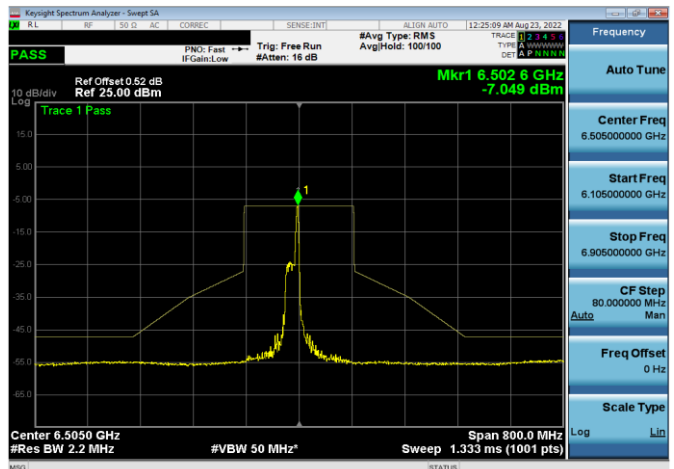
Plot 7-474. In-Band Emission Plot Antenna 4a (80MHz 802.11ax RU26 (UNII Band 6) – Ch. 103)



Plot 7-477. In-Band Emission Plot Antenna 4a (160MHz 802.11ax RU26 (UNII Band 6) – Ch. 111)



Plot 7-475. In-Band Emission Plot Antenna 4a (80MHz 802.11ax RU26 (UNII Band 6) – Ch. 103)



Plot 7-478. In-Band Emission Plot Antenna 4a (160MHz 802.11ax RU26 (UNII Band 6) – Ch. 111)

FCC ID: BCGA2435 IC: 579C-A2435	element	MEASUREMENT REPORT (CERTIFICATION)	Approved by: Technical Manager
Test Report S/N: 1C2205090025-22-R2.BCG	Test Dates: 05/27/2022 - 9/12/2022	EUT Type: Tablet Device	Page 132 of 323